

**Registered charity number: 1147067**

## **Light and Life Free Methodist Church West Cornwall**

**Trustees' Annual Report and Financial Statements**

**For the year ended 31st December 2022**

**Contents**

| <b>Page</b>     |                                               |
|-----------------|-----------------------------------------------|
| <b>3</b>        | Information                                   |
| <b>4 to 7</b>   | Trustees' Annual Report                       |
| <b>8 to 9</b>   | Statement of Financial Activities             |
| <b>10</b>       | Balance Sheet                                 |
| <b>11 to 18</b> | Notes to the Accounts                         |
| <b>19</b>       | Independent Examiner's Report to the Trustees |

**Information**

|                                  |         |
|----------------------------------|---------|
| <b>Registered charity number</b> | 1147067 |
|----------------------------------|---------|

|                                        |                                      |
|----------------------------------------|--------------------------------------|
| <b>Other names charity is known by</b> | Light and Life Free Methodist Church |
|----------------------------------------|--------------------------------------|

|                          |                                                                                            |
|--------------------------|--------------------------------------------------------------------------------------------|
| <b>Principal address</b> | Light & Life Centre<br>Water-ma-Trout Industrial Estate<br>Helston<br>Cornwall<br>TR13 OLW |
|--------------------------|--------------------------------------------------------------------------------------------|

|                                                |                 |
|------------------------------------------------|-----------------|
| <b>Chair of the Trustees &amp; Lead Pastor</b> | Michael Bretton |
|------------------------------------------------|-----------------|

|                |                                                                 |
|----------------|-----------------------------------------------------------------|
| <b>Bankers</b> | Lloyds Bank<br>Market Place<br>Penzance<br>Cornwall<br>TR18 2TN |
|----------------|-----------------------------------------------------------------|

|                    |                                                                                                |
|--------------------|------------------------------------------------------------------------------------------------|
| <b>Accountants</b> | Francis Clark LLP<br>Chartered Accountants<br>Lowin House<br>Tregolls Road<br>Truro<br>TR1 2NA |
|--------------------|------------------------------------------------------------------------------------------------|

# **Light and Life Free Methodist Church West Cornwall**

## **Trustees' Annual report for the year ended 31<sup>st</sup> December 2022**

The Board of Trustees of Light and Life Free Methodist Church West Cornwall present their report together with the financial statements for the charity for 2022.

Members of the Board of Trustees during the year were:

|                        |                                    |
|------------------------|------------------------------------|
| Pastor Michael Bretton | Lead Pastor (Chair)                |
| Simon Van Der Plank    | Hayle                              |
| Timothy Giles          | Falmouth (resigned 21 August 2023) |
| Colin Simmons          | Helston                            |
| David Parker           | Hayle                              |

The following Trustees were appointed after the year end:

Simon Jones (appointed 15 May 2023)  
David Levy (appointed 15 May 2023)  
Jeffery Lugg (appointed 15 May 2023)

## **Structure, Governance and Management**

Light and Life Free Methodist Church West Cornwall is part of the Free Methodist Church UK Conference. The main governing document of the charity is set out in the Declaration of Trust dated 30<sup>th</sup> April 2012. Trustees who are elected by the members meet regularly through the year to review management, financial and operational risk matters.

## **Objectives and Activities**

The Trustees are aware that the charity has an obligation to operate for an identifiable and public benefit. When reviewing the life of the charity the Trustees consider the Commission guidance on public benefit, and in particular the specific guidance on charities for the advancement of religion. The objectives of Light and Life Free Methodist Church West Cornwall are:

- The furtherance of the religious and other charitable works of the Free Methodist Church in accordance with the doctrines, disciplines and usages of that church, and in accordance with the statement of beliefs for the time being of the free Methodist Church.
- To relieve sickness and financial hardship and to promote and preserve good health by provision of funds, goods or services of any kind, including through the provision of counselling and support.
- To advanced education.

The trustees must use the income and may use the capital of the church in promoting these objects.

## **Achievements and Performance**

Each of our churches have continued to provide worship services, pastoral care and encouragement for the many who attend our churches. Some of these are also still live streamed or recorded and made available for those who for various reasons are unable to gather on any given Sunday.

The work of the church to serve the community and continue to encourage the church as a community of people have continued in the following ways:

### **Falmouth**

There is a lot to be encouraged about with Falmouth Light and Life Church. This year we had a fantastic church weekend away - full of encouragement and discipleship where 90% of the church were in attendance, with mid-week

discipleship groups and Alpha. We ran many outreaches within the community - reaching out to vulnerable families at Christmas through our coat bank and fresh food... alongside our community Christmas party. We also held an encouraging Easter Service, a Summer Fun Day and successful Neon Light party in October. We continued our highly successful weekly chaplaincy work we run in the local community. We look forward to continuing to build a community of depth and discipleship as well as being a missional and caring congregation for our wider community.

## Hayle

During 2022 we offered two morning services at Hayle Academy. We baptised 6 people and had 17 come into church membership. We ran the Alpha Course, continued our mid-week Groups to encourage the Christian Faith, ran Men's Breakfasts and a Ladies weekend. We ran Drive in services at Easter at Hayle Rugby and Christmas Carol Service Drive in at St Erth Park and Ride where we also took a collection for St Julia's Hospice. This Christmas Drive in was open to all local churches and to the wider community. (We also took part in 'Highway to Well' a charity motorcycle ride for St Julia's).

Our work with young families has flourished considerably. Little Ones now has two groups for parent and babies / tots and they meet together on Mondays. There is another group that also meets on the beach on Wednesdays and occasionally at other times. Play and Pray is a group for parents who meet together to explore Faith as part of that time. We also run First Words Together which is a 6-week literacy course aimed at parents and tots, run by the National Literacy Trust. These different groups now reach out to over 50 families in and around the Hayle Community.

As a church family we have also sought to serve our community as we also had responsibility for maintaining and developing a flowerbed on Penpol Terrace through Hayle in Bloom; Litter Picking events around Hayle; Transporting Food Bank donations from ASDA to the Food Bank; Open Door & Friendship Group - drop in tea / coffee / fellowship sessions at The Bridge; operated The Bridge as a Warm Welcome Space from October 2022 to March 2023 where we offered a warm space, tea/coffee/blankets and practical advice from recognised agencies, free wi-fi and signposting to community support mechanisms. The Bridge was also the venue for our 'Pastor's Surgery.' This took place as a drop in on Wednesdays.

As a church family we also ran a Primary Aged Holiday Club followed by a family fun day and gifted Christmas Hampers and financial contributions towards Christmas lunches for Hayle Day Care Centre. During Christmas we took a group Carol Singing at Asda spreading plenty of 'Christmas Cheer' and once again raised funds for St Julia's. We provided a Christmas dinner primarily for those in our church who would otherwise have been on their own at Christmas but had a couple of people who came in off the streets who also greatly appreciated the meal and this time with others. In addition to The Bridge being used as part of the warm space initiative, we also set up a hardship fund to dispense small gifts to those in our congregation or in the community according to their needs. And one other Christmas highlight was the Christmas Nativity we hosted from 4Front Theatre Company at Hayle Academy.

We look forward to another year to grow in faith and to serve our community.

## Helston

Throughout 2022 we continued to offer our Church services both in person and online for those who for different reasons are unable to attend in person. Once a month we also provide a fully qualified sign language interpreter to allow those who are deaf or hard of hearing to more fully engage in the services. Our Growth Groups (Home Groups) continue to provide a place of friendship and an opportunity to grow in the Christian Faith. We have run Alpha, Hope Explored, Baptism and Exploring Partnership Courses. Friendship and Faith continue to be offered at our 'Time Out' Services for those who are retired, and we continue to invest in youth work both from the Light and Life Centre and in offering mentoring to students at Helston Community College by Michael Britton our Youth Pastor. 2022 saw the relaunch of Energise, our primary aged kids club. In all we do, we continue to signpost people to explore what the Christian Faith has to offer in terms of hope and peace.

We value working in partnership with Mustard Seed who continue to use our centre in their work to support people with special needs and to provide a café which has continued to flourish seeing many local people attend. This has

done much to offer something on the doorstep for those who may otherwise feel isolated. We continue to provide space for the logistical reception and storage of donated foods for the Helston and Lizard Foodbank.

Our work in the schools has continued as we offer assemblies, mentoring and our venue for school events.

The Highlight for 2022 was the transforming of our Centre to celebrate our 10-year anniversary into a Narnia Themed Wonderful with a synthetic ice rink in November. Our heart was to provide families in the cost-of-living crisis with a fun filled evening, friendship building and signposting to both wider practical help as we headed into the Winter and to signpost to hope through the Christian message in the Christmas services. The event saw approximately 2500 attend from schools in specifically designated sessions and the wider community in the evening.

Art and Craft, Table Tennis and Football ministries have also been incredibly successful in building friendships with people in the community.

Across each of our churches we continue to support various projects around the world, both in prayer, short term missions and with grants to support works they are involved with to bring help and hope to others in need.

## **Financial Review and the Charity's Policy on Reserves**

The unrestricted expenditure of the trust exceeded its income by approximately £3k; Restricted fund expenditure exceeded income by £20k; Designated fund expenditure exceeded income by £3k (net -£26k).

The Trustees have agreed that reserves should not be excessive and remain positive. Any fund with a negative balance is reviewed as part of the regular Trustees meetings and relevant action taken to ensure that the situation is reversed.

The closing balance of funds is £1,617k which includes two endowment funds which have combined balances of £682,010, designated funds totalling £43,997, and restricted reserves which total £570,956. The total unrestricted funds are £319,723 of which £249k is represented by fixed assets and £77k which are 'free' reserves available to the charity. This is roughly equivalent to 3.5 months unrestricted fund expenditure, a level that the trustees feel is sufficient.

## **Risk Review**

The premises owned by the charity have been maintained. Insurance cover on all properties is reviewed each year to ensure that details are accurate and up to date.

The policy and procedure file to facilitate good practise including the vital area of safeguarding continued to be used to good effect safeguarding is regularly reviewed and training seminars initiated.

Responsibilities of Trustees in relation to the Financial Statements

The Trustees are responsible for preparing the Trustees' Annual Report and the Financial Statements in accordance with applicable law and United Kingdom Accounting Standards (United Kingdom Generally Accepted Accounting Practice).

The law applicable to charities in England and Wales requires the trustees to prepare financial statements for each financial year which give a true and fair view of the state of affairs of the charity and of the incoming resources and application of resources. In preparing these financial statements, the Trustees are required to:



- select suitable accounting policies and then apply them consistently;
- observe the methods and principles in the charities SORP (FRS102);
- make judgements and estimates that are reasonable and prudent;
- state whether applicable accounting standards have been followed, subject to any material departures disclosed and explained in the financial statements;
- prepare the financial statements on the going concern basis unless it is inappropriate to presume that the charity will continue to operate.

The Trustees are responsible for keeping proper accounting records that disclose with reasonable accuracy at any time the financial position of the charity and enable them to ensure that the financial statements comply with the Charities Act 2011, the Charities (Accounts and Reports) Regulations 2008 and the provisions of the trust deed. They are also responsible for safeguarding the assets of the charity and hence for taking reasonable steps for the prevention and detection of fraud and other irregularities.

Declaration

The Trustees declare that they have approved the trustees' report above.

Signed on behalf of the charity's trustees

|           |                                                                                     |                                                                                      |
|-----------|-------------------------------------------------------------------------------------|--------------------------------------------------------------------------------------|
| Signature |  |  |
| Full name | MICHAEL BRETTON                                                                     | COLIN SIMMONDS                                                                       |
| Position  | CHAIR OF TRUSTEES                                                                   | TRUSTEE                                                                              |
| Date      | 22 <sup>nd</sup> January 2024                                                       | 22 <sup>nd</sup> JAN 2024                                                            |

**Statement of Financial Activities (SOFA) for the year ended 31 Decemeber 2022**

|                                            | Notes to<br>the<br>accounts | Unrestricted<br>Funds | Designated<br>Funds | Restricted<br>Income Funds | Endowment<br>Funds | Total<br>2021-22 |
|--------------------------------------------|-----------------------------|-----------------------|---------------------|----------------------------|--------------------|------------------|
|                                            |                             | £                     |                     | £                          | £                  | £                |
| <b>Income</b>                              | <b>3</b>                    |                       |                     |                            |                    |                  |
| 1 Donations and legacies                   |                             | 253,242               | 24,018              | 26,909                     | -                  | <b>304,169</b>   |
| 2 Other trading income                     |                             | 8,212                 | 2,300               | -                          | -                  | <b>10,512</b>    |
| 7 Investment income                        |                             | 114                   | -                   | -                          | -                  | <b>114</b>       |
| <b>8 Total income</b>                      |                             | <b>261,568</b>        | <b>26,318</b>       | <b>26,909</b>              | <b>-</b>           | <b>314,795</b>   |
| <b>Expenditure</b>                         | <b>4-6</b>                  |                       |                     |                            |                    |                  |
| Charitable activities                      |                             | 253,873               | 29,169              | 38,656                     | -                  | <b>321,698</b>   |
| Governance costs                           |                             | 8,642                 | -                   | 7,911                      | -                  | <b>16,553</b>    |
| Loss on property disposal                  |                             | -                     | -                   | -                          | -                  | <b>-</b>         |
| 16 Other outgoings                         |                             | 2,257                 | -                   | 558                        | -                  | <b>2,815</b>     |
| <b>17 Total charitable expenditure</b>     |                             | <b>264,772</b>        | <b>29,169</b>       | <b>47,125</b>              | <b>-</b>           | <b>341,066</b>   |
| 18 Gains/(losses) on monetary investments  |                             | -                     | -                   | -                          | -                  | <b>-</b>         |
| 19 Gains/(losses) on investment properties |                             | -                     | -                   | -                          | -                  | <b>-</b>         |
| <b>20 Net income/(expenditure)</b>         |                             | <b>(3,204)</b>        | <b>(2,851)</b>      | <b>(20,216)</b>            | <b>-</b>           | <b>(26,271)</b>  |
| 21 Transfers between funds                 |                             | (107,675)             | 46,848              | 60,827                     | -                  | <b>-</b>         |
| 22 Other gains/(losses)                    |                             | -                     | -                   | -                          | -                  | <b>-</b>         |
| <b>23 Net movement in funds</b>            |                             | <b>(110,879)</b>      | <b>43,997</b>       | <b>40,611</b>              | <b>-</b>           | <b>(26,271)</b>  |
| 24 Total funds brought forward             |                             | 430,602               | -                   | 530,345                    | 682,010            | <b>1,642,957</b> |
| <b>25 Total funds carried forward</b>      | <b>10.2</b>                 | <b>319,723</b>        | <b>43,997</b>       | <b>570,956</b>             | <b>682,010</b>     | <b>1,616,686</b> |

**Statement of Financial Activities (SOFA) for the year ended 31 December 2021**

|                                            | Notes to<br>the<br>accounts | Unrestricted<br>Funds | Designated<br>Funds | Restricted<br>Income<br>Funds | Endowment<br>Funds | Total<br>2021-22 |
|--------------------------------------------|-----------------------------|-----------------------|---------------------|-------------------------------|--------------------|------------------|
|                                            |                             | £                     |                     | £                             | £                  | £                |
| <b>Income</b>                              | <b>3</b>                    |                       |                     |                               |                    |                  |
| 1 Donations and legacies                   |                             | 282,355               | -                   | 48,622                        | -                  | 330,977          |
| 2 Other trading income                     |                             | 23,354                | -                   | 715                           | -                  | 24,069           |
| 7 Investment income                        |                             | 171                   | -                   | 6                             | -                  | 177              |
| <b>8 Total income</b>                      |                             | <b>305,880</b>        | <b>-</b>            | <b>49,343</b>                 | <b>-</b>           | <b>355,223</b>   |
| <b>Expenditure</b>                         | <b>4-6</b>                  |                       |                     |                               |                    |                  |
| Charitable activities                      |                             | 282,173               | -                   | 41,710                        | -                  | 323,883          |
| Governance costs                           |                             | 7,441                 | -                   | 7,720                         | -                  | 15,161           |
| Loss on property disposal                  |                             | 3,471                 | -                   | -                             | 11,446             | 14,917           |
| 16 Other outgoings                         |                             | 4,807                 | -                   | 642                           | -                  | 5,449            |
| <b>17 Total charitable expenditure</b>     |                             | <b>297,892</b>        | <b>-</b>            | <b>50,072</b>                 | <b>11,446</b>      | <b>359,410</b>   |
| 18 Gains/(losses) on monetary investments  |                             | -                     | -                   | -                             | -                  | -                |
| 19 Gains/(losses) on investment properties |                             | -                     | -                   | -                             | -                  | -                |
| <b>20 Net income/(expenditure)</b>         |                             | <b>7,988</b>          | <b>-</b>            | <b>(729)</b>                  | <b>(11,446)</b>    | <b>(4,187)</b>   |
| 21 Transfers between funds                 |                             | (17,279)              | -                   | 17,279                        | -                  | -                |
| 22 Other gains/(losses)                    |                             | -                     | -                   | -                             | -                  | -                |
| <b>23 Net movement in funds</b>            |                             | <b>(9,291)</b>        | <b>-</b>            | <b>16,550</b>                 | <b>(11,446)</b>    | <b>(4,187)</b>   |
| 24 Total funds brought forward             |                             | 439,893               | -                   | 513,795                       | 693,456            | 1,647,144        |
| <b>25 Total funds carried forward</b>      | <b>11</b>                   | <b>430,602</b>        | <b>-</b>            | <b>530,345</b>                | <b>682,010</b>     | <b>1,642,957</b> |

**Balance Sheet as at 31 December 2022**

| Notes to the Accounts                                       | Unrestricted Funds<br>£ | Designated Funds<br>£ | Restricted Funds<br>£ | Endowment Funds<br>£ | Totals 2022<br>£ | Totals 2021<br>£ |
|-------------------------------------------------------------|-------------------------|-----------------------|-----------------------|----------------------|------------------|------------------|
| <b>Fixed Assets</b>                                         |                         |                       |                       |                      |                  |                  |
| Tangible Assets                                             | 7                       | 248,780               | -                     | 555,814              | 558,875          | 1,363,469        |
| <b>Total fixed assets</b>                                   |                         | <b>248,780</b>        | <b>-</b>              | <b>555,814</b>       | <b>558,875</b>   | <b>1,363,469</b> |
| <b>Current Assets</b>                                       |                         |                       |                       |                      |                  |                  |
| Debtors and prepayments                                     | 8                       | 35,252                | -                     | 1,907                | -                | 37,159           |
| Cash at Bank and in hand                                    |                         | 47,725                | 44,032                | 13,235               | 123,135          | 228,127          |
| <b>Total current assets</b>                                 |                         | <b>82,977</b>         | <b>44,032</b>         | <b>15,142</b>        | <b>123,135</b>   | <b>265,286</b>   |
| <b>Current liabilities</b>                                  |                         |                       |                       |                      |                  |                  |
| Creditors (due in under 1 year)                             | 9                       | 12,034                | 35                    | -                    | -                | 12,069           |
| <b>Total current liabilities</b>                            |                         | <b>12,034</b>         | <b>35</b>             | <b>-</b>             | <b>-</b>         | <b>12,069</b>    |
| <b>Net current assets/liabilities</b>                       |                         | <b>70,943</b>         | <b>43,997</b>         | <b>15,142</b>        | <b>123,135</b>   | <b>253,217</b>   |
| <b>Total assets less current liabilities</b>                |                         | <b>319,723</b>        | <b>43,997</b>         | <b>570,956</b>       | <b>682,010</b>   | <b>1,616,686</b> |
| <b>Long term liabilities (due after more than one year)</b> |                         |                       |                       |                      |                  |                  |
| Creditors (due after 1 year)                                | 9                       | -                     | -                     | -                    | -                | -                |
| <b>Net assets</b>                                           |                         | <b>319,723</b>        | <b>43,997</b>         | <b>570,956</b>       | <b>682,010</b>   | <b>1,616,686</b> |
| <b>Funds of the Circuit</b>                                 |                         |                       |                       |                      |                  |                  |
| General Fund (Unrestricted)                                 |                         | 319,723               |                       |                      | 319,723          | 430,602          |
| Designated Fund (Unrestricted)                              |                         |                       | 43,997                |                      | 43,997           | -                |
| <b>Total Unrestricted Funds</b>                             |                         |                       |                       |                      | <b>363,720</b>   | <b>430,602</b>   |
| Restricted Funds                                            |                         |                       | 570,956               |                      | 570,956          | 530,345          |
| Endowment Funds                                             |                         |                       |                       | 682,010              | 682,010          | 682,010          |
| <b>Total Funds</b>                                          |                         | <b>319,723</b>        | <b>43,997</b>         | <b>570,956</b>       | <b>682,010</b>   | <b>1,616,686</b> |

Approved by the Trustees and signed on their behalf

Signed  
Trustee*M. Britton*

Date

22/01/24

## Notes to the Accounts

### 1. Basis of accounting

The financial statements of the charity, which is a public benefit entity under FRS102, have been prepared in accordance with the Charities SORP (FRS102) 'Accounting and Reporting by Charities: Statement of Recommended Practice applicable to charities preparing their accounts in accordance with the Financial Reporting Standard applicable in the UK and Republic of Ireland (FRS102) (effective 1 January 2019)', Financial Reporting Standard 102 'The Financial Reporting Standard applicable in the UK and Republic of Ireland' and the Charities Act 2011. The financial statements have been prepared under the historical cost convention.

### 2. Accounting policies

#### INCOME AND ENDOWMENTS

|                                                                          |                                                                                                                                                                                                                                                                            |
|--------------------------------------------------------------------------|----------------------------------------------------------------------------------------------------------------------------------------------------------------------------------------------------------------------------------------------------------------------------|
| <b>Recognition of Resources</b>                                          | These are included in the Statement of Financial Activities (SOFA) when:<br>the charity becomes entitled to the resources<br>the trustees are virtually certain they will receive the resources;<br>and<br>the monetary value can be measured with sufficient reliability. |
| <b>Incoming resources with related expenditure</b>                       | Where incoming resources have related expenditure (as with fundraising or contract income) the incoming resources and related expenditure are reported gross in the SOFA.                                                                                                  |
| <b>Grants and donations</b>                                              | Grants and donations are only included in the SOFA when the charity has unconditional entitlement to the resources.                                                                                                                                                        |
| <b>Tax reclaims on donations and gifts</b>                               | Incoming resources from tax reclaims are included in the SOFA at the same time as the gift to which they relate.                                                                                                                                                           |
| <b>Gifts in kind, donated services and facilities and volunteer help</b> | The church benefits from many voluntary hours and unclaimed out of pocket expenses contributed by a large number of people. It would be impossible to place a value on these gifts in kind for which we are extremely grateful.                                            |
| <b>Investment income</b>                                                 | This is included in the accounts when receivable.                                                                                                                                                                                                                          |
| <b>Endowment funds</b>                                                   | All incoming resources from endowment funds are restricted.                                                                                                                                                                                                                |

#### EXPENDITURE AND LIABILITIES

|                              |                                                                                                                                                                                         |
|------------------------------|-----------------------------------------------------------------------------------------------------------------------------------------------------------------------------------------|
| <b>Liability recognition</b> | Liabilities are recognised as soon as there is a legal or constructive obligation committing the charity to pay out resources.                                                          |
| <b>Governance costs</b>      | Include costs of the preparation and examination of statutory accounts, the costs of trustee meetings and cost if any legal advice to trustees on governance or constitutional matters. |

**Light and Life Free Methodist Church West Cornwall**

**ASSETS**

**Tangible fixed assets for use by charity**

Tangible fixed assets are included at cost, being purchase price, less accumulated depreciation. Fixed assets under £500 are not capitalised and are written off in the period to which they relate.

**Depreciation of fixed assets**

Depreciation is provided at rates calculated to write off the cost less, estimated residual value, of the asset over its expected useful economic life, as follows;

Fixtures and fittings 20% - 25% straight line

Depreciation has not been charged for assets owned for only part of a year.

Land and buildings are not depreciated because the trustees consider they have a high residual value and are well maintained, hence any depreciation would be immaterial.

**ACCUMULATED FUNDS**

**Unrestricted funds**

Unrestricted funds are available for use at the discretion of the trustees in furtherance of the general objectives of the charity.

**Restricted funds**

Restricted funds are subject to specific conditions by donors as to how they are to be used. The purposes of the restricted funds are set out in the notes to the accounts.

**3 Analysis of income and endowments from:**

|                          | Analysis                      | 2022<br>£      | 2021<br>£      |
|--------------------------|-------------------------------|----------------|----------------|
| Donations and legacies   | Donations                     | 258,313        | 281,916        |
|                          | Tax refunded through gift aid | 42,856         | 46,061         |
|                          | Grants received               | 3,000          | 3,000          |
|                          | Bequests and legacies         |                |                |
|                          | <b>Total</b>                  | <b>304,169</b> | <b>330,977</b> |
| Other trading activities | Other income                  | 4,556          | 17,676         |
|                          | Letting/hire income           | 5,956          | 6,393          |
|                          | <b>Total</b>                  | <b>10,512</b>  | <b>24,069</b>  |
| Investment income        | Interest receivable           | 114            | 177            |
|                          | <b>Total</b>                  | <b>114</b>     | <b>177</b>     |

4 Analysis of expenditure on:

Charitable activities

|                   | Activities Undertaken Directly<br>£ | Support Costs<br>£ | Total 2022<br>£ | Total 2021<br>£ |
|-------------------|-------------------------------------|--------------------|-----------------|-----------------|
| Church activities | 53,040                              | 268,658            | 321,698         | 323,883         |

Support Costs

|                                    | 2022<br>£      | 2021<br>£      |
|------------------------------------|----------------|----------------|
| Capitation (affiliation cost)      | 11,392         | 9,681          |
| Salaries (note 6)                  | 165,489        | 198,564        |
| Travelling expenses                | 10,269         | 2,576          |
| Hire of halls                      | 14,088         | 2,908          |
| Telephone                          | 1,516          | 1,182          |
| Insurance                          | 4,055          | 2,650          |
| Rent                               | 16,736         | 20,700         |
| Rates                              | 2,216          | 4,323          |
| Repairs and maintenance            | 2,840          | 8,573          |
| Light, heat and water              | 9,866          | 8,427          |
| Office and administration expenses | 26,029         | 13,519         |
| Website                            | 1,054          | 737            |
| Licences                           | 3,108          | 3,327          |
| <b>Total</b>                       | <b>268,658</b> | <b>277,167</b> |

Total expenditure:

|                           |                |                |
|---------------------------|----------------|----------------|
| Charitable activities     | 321,698        | 323,883        |
| Governance costs          | 16,553         | 15,161         |
| Loss on property disposal | -              | 14,917         |
| Other - depreciation      | 2,815          | 5,449          |
| <b>Total</b>              | <b>341,066</b> | <b>359,410</b> |

## 5 Details of certain items of expenditure

### 5.1 Trustees' expenses

Number of trustees who were paid expenses  
Meeting expenses  
**Total amount paid**

| 2022 | 2021 |
|------|------|
| 1    | -    |
| 188  | -    |
| 188  | -    |

### 5.2 Trustees' remuneration

Michael Bretton received remuneration of £28,722 in the year for his role as Lead Pastor.  
Remuneration is permitted by the governing document.

### 5.3 Fees for examination of the accounts

Independent examiner's or auditors' fees for reporting on the accounts

Other fees (for example: advice, consultancy, accountancy services) paid to the independent examiner

| 2022<br>£ | 2021<br>£ |
|-----------|-----------|
| 1,000     | 1,000     |
| 4,250     | 5,080     |

## 6 Staff

### 6.1 Staff Costs

Gross wages, salaries  
Employer's National Insurance costs  
Pension costs  
**Total staff costs**

| 2022<br>£ | 2021<br>£ |
|-----------|-----------|
| 153,543   | 177,367   |
| 8,071     | 10,713    |
| 3,875     | 10,484    |
| 165,489   | 198,564   |

No employee received remuneration in excess of £60,000 for either the current or preceding period.

### 6.2 Average number of full-time equivalent employees in the year

| 2022 | 2021 |
|------|------|
| 12   | 14   |

### 6.3 Defined contribution pension scheme

#### Brief details of the scheme

The charity operated a defined contribution scheme for employees. The assets of the scheme are held separately from those of the charity.

**Light & Life Free Methodist Church West Cornwall**

**7 Tangible fixed assets**

|                                          | Freehold<br>land &<br>buildings<br>£ | Fixtures,<br>fittings and<br>equipment<br>£ | Total<br>£ |
|------------------------------------------|--------------------------------------|---------------------------------------------|------------|
| Cost balance brought forward             | 1,358,565                            | 60,512                                      | 1,419,077  |
| Additions                                | -                                    | -                                           | -          |
| Disposal                                 | -                                    | -                                           | -          |
| Cost balance carried forward             | 1,358,565                            | 60,512                                      | 1,419,077  |
| Accumulated depreciation brought forward | -                                    | 52,791                                      | 52,791     |
| Depreciation charge in year (-)          | -                                    | 2,817                                       | 2,817      |
| Accumulated depreciation carried forward | -                                    | 55,608                                      | 55,608     |
| Net Book Value Brought Forward           | 1,358,565                            | 7,721                                       | 1,366,286  |
| Net Book Value Carried Forward           | 1,358,565                            | 4,904                                       | 1,363,469  |

**8 Debtors and prepayments**

**Analysis of debtors**

**Amounts falling due within one year**

|                  | 2022<br>£     | 2021<br>£     |
|------------------|---------------|---------------|
| Grant receivable | -             | -             |
| Rental deposit   | -             | 1,300         |
| Wages            | 10,296        | 10,501        |
| Gift aid         | 17,212        | 26,157        |
| Prepayments      | 9,651         | 5,120         |
| <b>Total</b>     | <b>37,159</b> | <b>43,078</b> |

**Light & Life Free Methodist Church West Cornwall**

**9 Creditors and accruals**

**9.1 Analysis of creditors**

**Amounts falling due within one year**

Creditors

PAYE/NI

Loans due less than one year

Accruals and deferred income

| 2022<br>£           | 2021<br>£ |
|---------------------|-----------|
| 1,175               | 1,101     |
| 2,897               | 3,159     |
| 2,000               | 8,505     |
| 5,997               | 8,406     |
| <b>Total</b> 12,069 | 21,171    |

**9.2 Analysis of creditors**

**Amounts falling due over one year**

Loans due after one year

| 2022<br>£      | 2021<br>£ |
|----------------|-----------|
| -              | 209,448   |
| <b>Total</b> - | 209,448   |

**10 Funds**

**10.1 Details of funds**

Permanent endowment funds (PE) and Expendable Endowment (EE)

Restricted income funds, including special trusts, of the charity (.R)

Unrestricted income funds (U)

| Fund name                     | Fund Type | Purpose and Restrictions                                    |
|-------------------------------|-----------|-------------------------------------------------------------|
| Building Fund - Helston       | PE        | Acquisition and conversion of church premises               |
| Building Fund - Pool          | EE        | Acquisition and conversion of church premises               |
| Penzance Building Fund        | D         | Funds to buy a building premises for the Church             |
| Missionary - Church specific  | D         | Funds to support missionary work outside the local Churches |
| Missionary Fund               | D         | To support church planting within Cornwall                  |
| Helston Building Fund         | R         | Building and conversion of church premises                  |
| Hayle Church Development Fund | R         | For development of the church in Hayle                      |
| Pastoral Support - Penzance   | R         | Support the pastor with additional training and mentoring   |
| G Musser - study support      | R         | Supporting the Study of G Musser                            |
| Other                         | R         | Various donations for specific purposes                     |

**Light & Life Free Methodist Church West Cornwall**

**10.2 Movements of major funds**

| Fund names                    | Fund balances brought forward | Incoming resources | Outgoing resources | Transfers | Fund balances carried forward |
|-------------------------------|-------------------------------|--------------------|--------------------|-----------|-------------------------------|
|                               | £                             | £                  | £                  | £         | £                             |
| Total Unrestricted            | 430,602                       | 261,568            | 264,772            | (107,675) | 319,723                       |
| <b>Designated</b>             |                               |                    |                    |           |                               |
| Penzance Building Fund        | -                             | -                  | -                  | -         | -                             |
| Missionary Fund               | -                             | 11,614             | 10,564             | 33,197    | 34,247                        |
| Missionary - Church specific  | -                             | 14,704             | 18,605             | 13,651    | 9,750                         |
| Total Designated              | -                             | 26,318             | 29,169             | 46,848    | 43,997                        |
| <b>Endowment</b>              |                               |                    |                    |           |                               |
| Building Fund Helston         | 552,675                       | -                  | -                  | -         | 552,675                       |
| Building Fund Pool            | 129,335                       | -                  | -                  | -         | 129,335                       |
| Total Endowment               | 682,010                       | -                  | -                  | -         | 682,010                       |
| <b>Restricted</b>             |                               |                    |                    |           |                               |
| Helston Building              | 185,211                       | 840                | 7,966              | 225,417   | 403,502                       |
| Hayle Church Development Fund | 157,530                       | -                  | 2,714              | -         | 154,816                       |
| Changing Room Fund            | 927                           | -                  | -                  | (927)     | -                             |
| Falmouth Acts 4 Fund          | 5,573                         | 3,095              | 1,048              | (1,358)   | 6,262                         |
| Falmouth Weekend Away         | 446                           | 4,137              | 5,941              | 1,358     | -                             |
| Missionary Fund               | 30,476                        | -                  | -                  | (30,476)  | -                             |
| Pastoral Support - Penzance   | 1,171                         | -                  | -                  | (1,171)   | -                             |
| Penzance Building Fund        | 125,290                       | -                  | -                  | (125,290) | -                             |
| Penzance Acts 435 Fund        | 150                           | - 150              | -                  | -         | -                             |
| Missionary - Church specific  | 16,372                        | -                  | -                  | (16,372)  | -                             |
| The training centre Pool      | 263                           | -                  | -                  | (263)     | -                             |
| Giddens Support fund          | 251                           | 1,250              | 1,250              | -         | 251                           |
| Other                         | 6,685                         | 2,614              | 10,912             | 1,613     | 0                             |
| Hayle Hardship                | -                             | 3,785              | 850                | 3,190     | 6,125                         |
| Helston Outreach              | -                             | 11,338             | 16,444             | 5,106     | 0                             |
| Total Restricted              | 530,345                       | 26,909             | 47,125             | 60,827    | 570,956                       |
| <b>Total Funds</b>            | <b>1,642,957</b>              | <b>314,795</b>     | <b>341,066</b>     | <b>-</b>  | <b>1,616,686</b>              |

The Penzance Building Fund was reclassified to Designated Funds as the trustees considered it was incorrectly restricted previously.

The Penzance Building Fund balance was then transferred to unrestricted funds to help clear the £225k Helston Building fund mortgage liability.

The Missionary Fund was reclassified to Designated Funds as the trustees considered it was incorrectly restricted previously.

The Missionary - Church Specific fund was also reclassified to Designated Funds as the trustees considered it was incorrectly restricted previously.

Following the closure of the Penzance Church, the remaining funds in the Changing Room Fund, Pastoral Support Fund Penzance, and the Penzance Building Fund were transferred to Unrestricted Funds. This was agreed by leaders representing the remaining members of the church.

The transfer between the Falmouth Acts 4 Fund and Falmouth Weekend Away fund transfer was to allocate a payment against the correct fund.

**11. Related Party transactions**

Total donations of £9,460 were received by the Church from 3 trustees.

## **Independent Examiner's Report to the Trustees of the**

### **Light and Life Free Methodist Church West Cornwall**

**Charity Number: 1147067**

I report to the trustees on my examination of the accounts of the Light and Life Free Methodist Church for the year ended 31 December 2022.

#### **Responsibilities and basis of report**

As the Church's trustees, you are responsible for the preparation of the accounts in accordance with the requirements of the Charities Act 2011 ('the Act').

I report in respect of my examination of the Church's accounts carried out under section 145 of the Act and, in carrying out my examination, I have followed all the applicable Directions given by the Charity Commission under section 145(5)(b) of the Act.


#### **Independent Examiner's Statement**

The Church's gross income exceeded £250,000 and I am qualified to undertake the examination by being a qualified member of the Institute of Chartered Accountants in England and Wales, which is one of the listed bodies.

I have completed my examination. I confirm that no material matters have come to my attention in connection with the examination which give me cause to believe that in, any material respect:

- the accounting records were not kept in accordance with section 130 of the Act; or
- the accounts do not accord with the accounting records; or
- the accounts do not comply with the applicable requirements concerning the form and content of accounts set out in the Charities (Accounts and Reports) Regulations 2008 other than any requirement that the accounts give a 'true and fair' view, which is not a matter considered as part of an independent examination

I have no concerns and have come across no other matters in connection with the examination to which attention should be drawn in this report in order to enable a proper understanding of the accounts to be reached.



Darren Perry  
Chartered Accountant (ICAEW)  
Francis Clark LLP  
Lowin House  
Tregolls Road  
Truro  
TR1 2NA

Date: 29 January 2024