

## **REPORT FROM TRUSTEES & ACTIVITIES REVIEW FOR THE YEAR 2023/2024**

During the year 2023 to 2024, New Life Christian Fellowship played its role of serving the community, with several activities carried out despite certain difficulties. In general, the purpose of these activities was evangelisation, community education, responding to community needs with awareness sessions on health and youth-related issues, as well as helping the homeless.

It is our pleasure to present a brief report on some of our activities, which are by no means an exhaustive list.

### **EASTER CELEBRATION**

On Saturday 8 April 2023, we organised a big Easter celebration, a festive activity for Christians, though many families on holiday took part. Many children from ethnic minority families are not in the habit of giving their children the opportunity to travel and have fun during the holidays.

As a result, their children get bored and are exposed to gangs. This activity was a great success as many families took part, including the homeless, who were given clothes and food.

### **CONCERT**

On Saturday 24 June 2023, we organised a big gospel concert with Fiston Mbuyi, a great artist from Congo Kinshasa, with other musical groups made up of young people from Manchester and the surrounding area.

### **BACK TO SCHOOL SERVICE**

On Saturday 2 and Sunday 3 September 2023, we organised a special service for families on our premises to help children and parents get back to school. On this occasion, Mrs Pamela Muya, a qualified teacher and child protection officer, shared her expertise on how to protect children and gave educational advice to children. She also explained the church's child protection policy to the parents.

### **OPEN HEAVEN FESTIVALS 2023**

Every year, we organise this annual event which is a gathering of people from different cities in the UK with great speakers. This year, from 12 to 15 October, our external speakers were Bruno from France and Alejandro Arias from the United States. Several choirs from Ireland and local choirs took part in this event, which was attended by over 300 people.

## **LESSONS ON MARRIAGE**

On Sunday 12 November 2023, we organised a conference that brought together couples, young people and finance professionals to talk about family issues. This conference was led by the Diba couple, who have 44 years of experience of living together.

## **CROSS-OVER NIGHT**

On 31 December 2023, we also brought together several families during their end-of-year holidays to celebrate together with food and music in a joyful atmosphere.

## **TRUST YOURSELF AND BE STRONG**

From 10 to 11 February 2024, we organised an educational event to teach everyone to trust in what they have and in what they are. Many problems stem from not recognising oneself. This leads to stress and mental illness. Gaston Mawete was our guest, and his teaching helped many people, according to the various testimonies gathered.

The above report has been presented to Church members and approved by them at the General Assembly on 15 February 2025

Prepared on behalf of the Church trustees.



..... Rev Andre Diba

Date 21/02/2025

**GRACE CITY CHURCH**

**Church Name?**

**Available funds analysis as at:**

<b>Cash &amp; Bank balances:</b>	Cash
	Main Bank Account
	Savings Account
	<b>Total Funds</b>
<b>Ringfenced funds</b>	Savings Account
	Total Ringfenced Funds
<b>Available funds</b>	Total funds less Ringfenced
<b>Provisions</b>	Total from provisions
<b>Funding deficit(-) / Surplus(+)</b>	Total available funds

**New Life Christian Fellowship**  
**Fiscal Year1 May 20/2012 to May 21/2013**  
**CASH FLOW FOR THE YEAR 2012-2013**

	May-12	Jun-12	Jul-12	Aug-12	Sep-12	Oct-12
<b>Opening Balance</b>	8,584.26	6,230.01	10,333.01	11,145.01	10,510.77	12,420.96
<b>RECEIPTS</b>						
Tithes & Offerings Cash	2,214.45	3,332.18	2,422.64	2,118.32	2,738.25	2,969.08
Tithes & Offerings Bank						
Building Contributions/Nehemiah	380.00	2,735.00	630.00	270.00	1,010.00	1,129.00
Re. Magazine Sales	-	-	-	-	-	-
Bookstore Sales	-	-	-	-	-	-
Welfare Fund Collection	-	-				
Gift Aid	-	-	-	-	-	-
Interest received- Savings account	-	-	-	-	-	-
Faith Seed	-	-	-	-	-	-
Other	-	300.13	-	297.00	-	-
<b>Subtotal</b>	<b>11,178.71</b>	<b>12,297.19</b>	<b>13,385.65</b>	<b>13,533.33</b>	<b>14,259.02</b>	<b>16,519.04</b>
<b>PAYMENTS</b>						
Salaries	-	-	637.08	637.08	637.08	637.08
Tax & NIC	-	-	215.66	215.66	215.66	215.66
Council Tax	-	-	-	-	-	-
Rent	515.00	390.00	200.00	210.00	290.00	1,355.20
Electricity	-	-	-	-	-	-
Insurance	38.22	38.22	38.22	38.22	38.22	38.22
Water	-	-	-	-	-	-
Stationery	45.96	-	-	-	-	-
Gifts/Guests	-	50.00	680.00	100.00	140.00	-
Accommodation + Food+ Travel Cost	-	-	-	-	-	-
Social Fellowship	135.78	200.00	20.00	183.00	47.77	-
Running Costs	52.47	98.16	92.65	92.65	22.96	-
Building investment	-	20.00	20.00	60.00	20.00	20.00
Conferences and Training	-	75.00	-	395.38	40.00	-
Telephone	45.96	70.96	116.99	59.26	62.42	51.00
Music & Praise Team	0.00	0.00	0.00	0.00	0.00	0.00
Loan	1,836.48	0.00	0.00	0.00	0.00	0.00
Website	-	-	-	-	-	-
Investments/Maintenance	172.30	-	80.00	-	150.00	-
Account Fees	-	-	-	-	-	-
Transport	164.40	149.10	30.04	30.00	153.95	81.88
AOG Contributions	20.00	20.00	20.00	20.00	20.00	20.00
Subscription	-	-	90.00	-	-	-
Evangelism	1,071.74	-	-	-	-	-
Other Misc Expenses	850.39	852.74	-	981.31	-	-
<b>Subtotal</b>	<b>4,896.23</b>	<b>1,964.18</b>	<b>2,240.64</b>	<b>3,022.56</b>	<b>1,838.06</b>	<b>2,419.04</b>
<b>Net Monthly Cashflow</b>		<b>14,261.37</b>	<b>15,626.29</b>	<b>16,555.89</b>	<b>16,097.08</b>	<b>18,938.08</b>
<b>Closing Balance</b>	6,282.48	10,333.01	11,145.01	10,510.77	12,420.96	14,100.00

Nov-12	Dec-12	Jan-13	Feb-13	Mar-13	Apr-13	May-13	
14,100.00	14,212.07	11,663.06	13,785.84	14,312.57	15,779.87	14,962.55	
1,604.15	1,639.23	2,766.32	2,199.72	3,319.83	2,017.62	1,840.00	31,181.79
1,129.44	390.00	910.00	490.00	900.00	560.00	392.19	10,925.63
-	-	-	-	-	-	-	
-	-	-	-	-	-	-	
-	-	-	-	-	-	-	
-	-	-	-	-	-	-	
-	-	-	-	-	-	-	
-	-	-	-	-	-	-	
-	-	-	435.49	-	-	286.30	1,318.92
16,833.59	16,241.30	15,339.38	16,475.56	18,532.40	18,357.49	17,088.85	43426.34
637.08	637.08	637.08	637.08	637.08	637.08	637.08	
215.66	215.66	215.66	215.66	215.66	215.66	215.66	
-	-	-	-	-	-	-	
445.00	480.00	290.00	314.00	240.00	240.00		
-	-	-	-	-	-	-	
38.22	38.22	38.22	38.22	38.22	34.66	34.54	
-	-	-	-	-	-	-	
-	-	-	-	-	-	-	
63.91	86.40	100.00	250.00	-	-	100.00	
-	-	-	-	-	-	-	
100.00	73.25	63.91	227.70	300.00	250.00	66.66	
11.63	108.06	82.99	232.88	25.28	220.99	339.84	
20.00	20.00	20.00	-	20.00	20.00		
271.04	-	-	50.00	-	-	-	
14.54	53.41	-	36.00	36.00	36.00		
0.00	0.00	0.00	0.00	0.00	0.00		
0.00	0.00	0.00	0.00	0.00	0.00		
-	-	-	-	-	-	-	
-	1,551.00	85.68	-	-	100.00	470.00	
-	80.00	-	-	-	-	-	
91.79	198.53	-	141.45	299.65	160.02		
20.00	20.00	20.00	20.00	20.00	20.00	20.00	
-	-	-	-	-	-	-	
-	-	-	-	-	-	-	
692.65	1,016.63	-	-	920.64	1,460.53	1,883.78	
2,621.52	4,578.24	1,553.54	2,162.99	2,752.53	3,394.94	3,361.06	36,805.53
19,455.11	20,819.54	16,892.92	18,638.55	21,284.93	21,752.43	20,449.91	
14,212.07	11,663.06	13,785.84	14,312.57	15,779.87	14,962.55	15,205.07	15,205.07

REMARKS

New Life Christian Fellowship Cashflow  
Fiscal Year May 2019-2020

	May-19	Jun-19	Jul-19	Aug-19
<b>Opening balance</b>	6972.02	4521.00	4595.56	1571.01
<b>RECEIPTS</b>				
Tithes & Offerings Cash	610.00	1602.60	1355.37	1034.22
Tithes & Offerings Bank	1470.09	1177.00	926.10	1700.68
Building Contributions/Nehemiah	0.00	0.00	0.00	0.00
Re. Magazine Sales	0.00	0.00	0.00	0.00
Bookstore Sales	0.00	0.00	0.00	0.00
Welfare Fund Collection	0.00	0.00	0.00	0.00
Gift Aid	0.00	0.00	0.00	0.00
Interest received- Savings account	0.00	0.00	0.00	0.00
Faith Seed	0.00	0.00	0.00	143.77
Other	0.00	108.29	0.00	0.00
<b>Subtotal</b>	<b>2080.09</b>	<b>2887.89</b>	<b>2281.47</b>	<b>2878.67</b>
<b>PAYMENTS</b>				
Salaries	0.00	0.00	1211.12	0.00
Tax & NIC	153.36	153.36	153.36	153.36
Council Tax	0.00	89.00	31.00	89.00
other Room Hire	0.00	0.00	0.00	0.00
Rent	1589.00	1493.00	0.00	1493.00
Electricity	66.61	31.06	28.70	56.49
Insurance	57.53	57.39	57.39	57.39
Water	0.00	0.00	0.00	0.00
Stationery	77.76	267.99	0.00	7.59
Gifts/Guests	0.00	0.00	100.00	0.00
Accommodation + Food+ Travel Cost	0.00	0.00	0.00	0.00
Social Fellowship	1356.07	0.00	2960.87	0.00
Pastoral	0.00	0.00	0.00	0.00
Running Costs	0.00	0.00	0.00	0.00
Building investment	0.00	69.00	0.00	154.70
Conferences and Training	0.00	0.00	0.00	0.00
Telephone	98.59	96.74	96.48	72.68
Music & Praise Team	0.00	0.00	0.00	0.00
PCCA/CCPAS	71.60	0.00	0.00	0.00
Pension Scheme	62.16	62.16	62.16	0.00
Loan	0.00	0.00	0.00	0.00
Website	0.00	0.00	0.00	0.00
Investments/Maintenance	31.06	31.06	31.06	31.06
Account Fees	0.00	0.00	47.10	0.00
Transport	567.37	352.57	466.78	439.82
AOG Contributions	50.00	110.00	60.00	105.00
Subscription	0.00	0.00	0.00	0.00
Evangelism	350.00	0.00	0.00	0.00
Other Misc Expenses	0.00	0.00	0.00	0.00
<b>Subtotal</b>	<b>4531.11</b>	<b>2813.33</b>	<b>5306.02</b>	<b>2660.09</b>
<b>Net Monthly Cashflow</b>	<b>-2451.02</b>	<b>74.56</b>	<b>-3024.55</b>	<b>218.58</b>

<i>Opening Balance</i>	6972.02	4521.00	4595.56	1571.01
<i>Closing Balance</i>	4521.00	4595.56	1571.01	1789.59



Sep-19	Oct-19	Nov-19	Dec-19	Jan-20	Feb-20	Mar-20	Apr-20
1789.59	1936.45	1252.89	1850.67	1596.75	1253.01	1484.77	4224.12
1942.37	1422.84	266.73	1313.44	1819.11	844.13	1889.32	0.00
2327.61	2488.00	2703.00	1777.10	2327.06	1920.66	2068.07	3907.05
0.00	0.00	0.00	0.00	0.00	0.00	0.00	0.00
0.00	0.00	0.00	0.00	0.00	0.00	0.00	0.00
0.00	0.00	0.00	0.00	0.00	0.00	0.00	0.00
0.00	0.00	0.00	0.00	0.00	0.00	0.00	0.00
0.00	0.00	0.00	0.00	0.00	0.00	0.00	0.00
0.00	0.00	0.00	0.00	0.00	0.00	0.00	0.00
0.00	1252.89	0.00	275.93	83.29	0.00	772.56	35.15
0.00	0.00	0.00	0.00	0.00	0.00	0.00	0.00
4269.98	5163.73	2969.73	3366.47	4229.46	2764.79	4729.95	3942.20
810.00	2011.12	0.00	1050.00	2422.04	0.00	2421.12	0.00
153.36	153.36	153.36	153.36	153.36	153.36	0.00	0.00
89.00	89.00	0.00	89.00	58.00	58.00	58.00	0.00
0.00	0.00	0.00	0.00	0.00	0.00	0.00	0.00
1493.00	1255.63	900.00	1493.00	985.00	985.00	985.00	0.00
35.23	31.49	32.69	21.32	19.70	23.90	0.00	11.64
57.39	57.39	57.39	57.39	57.39	57.39	0.00	0.00
0.00	0.00	0.00	0.00	0.00	0.00	0.00	0.00
0.00	96.37	40.58	7.59	130.31	15.58	209.69	90.61
0.00	0.00	0.00	0.00	0.00	0.00	0.00	0.00
0.00	0.00	0.00	0.00	0.00	0.00	0.00	0.00
556.73	609.01	252.68	40.40	0.00	133.47	593.68	569.05
0.00	0.00	0.00	0.00	0.00	0.00	0.00	0.00
0.00	0.00	0.00	0.00	0.00	0.00	0.00	0.00
0.00	0.00	200.00	0.00	0.00	0.00	0.00	0.00
0.00	0.00	0.00	0.00	0.00	0.00	0.00	0.00
97.21	96.84	97.15	96.48	96.84	99.91	96.84	100.13
0.00	0.00	0.00	0.00	0.00	0.00	0.00	0.00
8.40	120.00	0.00	0.00	0.00	0.00	0.00	0.00
62.16	124.32	62.16	62.16	62.16	62.16	62.16	0.00
0.00	0.00	0.00	0.00	0.00	0.00	0.00	0.00
120.00	0.00	0.00	0.00	0.00	0.00	0.00	0.00
31.06	151.06	31.06	31.06	31.06	75.60	32.40	32.40
0.00	47.10	0.00	0.00	0.00	0.00	0.00	0.00
374.60	349.60	254.88	373.63	312.34	275.29	306.43	60.10
105.00	105.00	240.00	105.00	245.00	55.00	313.00	55.00
0.00	0.00	0.00	0.00	0.00	0.00	0.00	0.00
129.98	550.00	50.00	40.00	0.00	40.00	150.00	283.92
0.00	0.00	0.00	0.00	0.00	0.00	0.00	0.00
4123.12	5847.29	2371.95	3620.39	4573.20	2034.66	5228.32	1202.85
146.86	-683.56	597.78	-253.92	-343.74	730.13	-498.37	2739.35

1789.59	1936.45	1252.89	1850.67	1596.75	1253.01	1983.14	1484.77
1936.45	1252.89	1850.67	1596.75	1253.01	1983.14	1484.77	4224.12

[illegible]



**New Life Christian Fellowship**  
**Fiscal Year1 May 20**

	May-13	Jun-13	Jul-13	Aug-13	Sep-13	Oct-13
<b>Opening balance</b>						
<b>RECEIPTS</b>						
Tithes & Offerings Cash						
Tithes & Offerings Bank						
Building Contributions/Nehemiah						
Re. Magazine Sales						
Bookstore Sales						
Welfare Fund Collection						
Gift Aid						
Interest received- Savings account						
Faith Seed						
Other						
<b>Subtotal</b>						
<b>PAYMENTS</b>						
Salaries						
Tax & NIC						
Council Tax						
Rent						
Electricity						
Insurance						
Water						
Stationery						
Gifts/Guests						
Accommodation + Food+ Travel Cost						
Social Fellowship						
Running Costs						
Building investment						
Conferences and Training						
Telephone						
Music & Praise Team						
Loan						
Website						
Investments/Maintenance						
Account Fees						
Transport						
AOG Contributions						
Subscription						
Evangelism						
Other Misc Expenses						
<b>Subtotal</b>						
<b>Net Monthly Cashflow</b>						
<b>Closing Balance</b>						

[illegible]


**Church Name?**

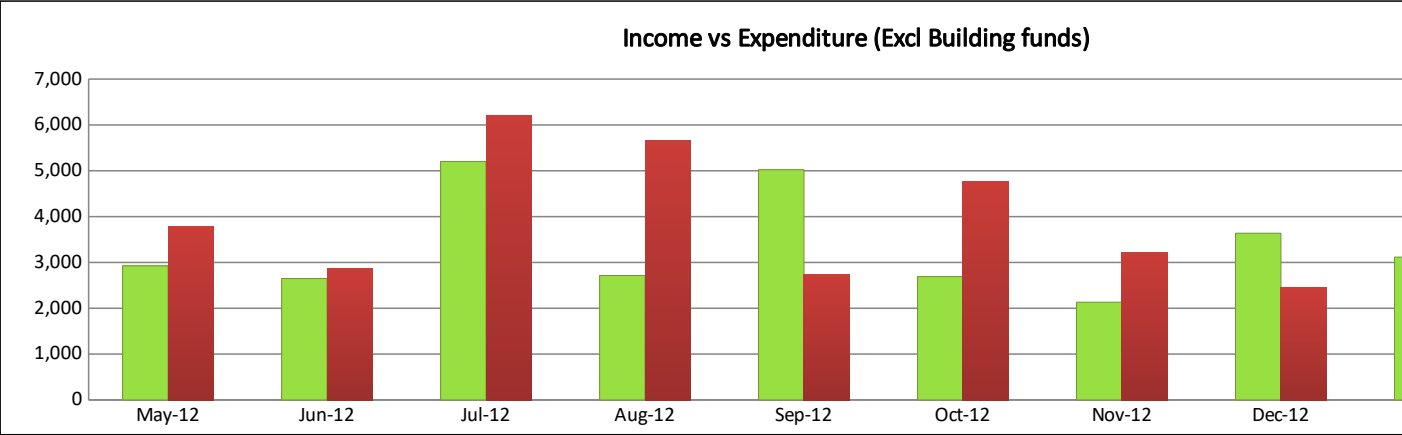
### Receipts & Payments Cash book - 2014

[illegible]

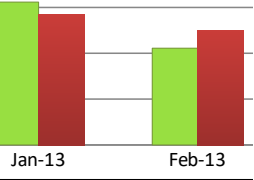


Income Vs Expenditure Summary( excluding Church Building )

Cash flow less building	Apr-12	May-12	Jun-12	Jul-12	Aug-12	Sep-12	Oct-12	Nov-12	Dec-12	Jan-13	Feb-13	Mar-13
Income	2,559.22	2,925.13	2,648.33	5,202.93	2,715.37	5,020.01	2,691.71	2,132.09	3,638.11	3,116.28	2,109.88	-
Expenditure	(3,839.95)	(3,780.67)	(2,861.94)	(6,214.33)	(5,659.69)	(2,727.22)	(4,755.69)	(3,224.97)	(2,460.00)	(2,848.05)	(2,486.34)	0.00
Balance	###	(855.54)	(213.61)	###	###	2,292.79	(2,063.98)	(1,092.88)	1,178.11	268.23	(376.46)	0.00
									809	637	-376.00	



Total( 10months)	
34,759.06	-
- 40,858.85	0.00
(6,099.79)	0.00



**Church Name?**  
Main Bank Account (Current) - 2014

[illegible]

**KEY:**

BP	Bacs Bill Payment
SO	Standing Order

## Bank Reconciliation

Balance as per Bank account above

0.00

Balance as per Bank statement on

0.00

## Church Name?

## Savings Account - 2014

Date	Details of deposits	Amount (£)	Details of payments	Amount (£)	Balance (£)
	Balance b/fwd	0.00			0.00
					0.00
					0.00
					0.00
					0.00
					0.00
					0.00
					0.00
					0.00
					0.00
					0.00
					0.00
					0.00
					0.00
					0.00
					0.00
					0.00
					0.00
					0.00
					0.00
					0.00
					0.00
					0.00
					0.00
					0.00
					0.00
					0.00
					0.00
					0.00
					0.00
					0.00
					0.00
	Total	0.00		0.00	0.00

## PROVISIONS FOR EXPENDITURE - 2014

### Details of Expenditure

Rent

Church refreshments

Water costs

Gas & Electricity costs

Council Tax

AOG Annual Contribution - Quarterly

AOG Regional Support

Pastor's Monthly Pay

Deferred Income Tax & NI

Fleet Costs (Fuel, Repairs, Cleaning etc)

**Total**

Bill payment: HSBC Bank UK - Windows Internet Explorer

https://www.business.hsbc.co.uk/1/3/!ut/p/c5/04\_SB8K8xLLM9MSSzPy8xBz9CP0os3gDC-NA5zc3b38LA3\_PYD\_

File Edit View Favorites Tools Help

★ Favorites ★ Shared Documents (2) Shared Documents ! Suggested Sites 7799 Helpdesk IT Z

Bill payment: HSBC Bank UK

Transfers  
Payment Authorisation  
Standing Orders  
Direct Debits  
*Other functions available*  
Make a BACS Payment  
Make a CHAPS Payment

► Manage Payments  
► International  
► Manage Credit Cards  
► Pension Administration

User Administration ►

Contact and Support ▼  
Useful Contacts  
Secure E-mail  
Knowledge Centre  
Help Centre

Account name: MCR CITY CHA Sor  
Account type: COMMUNITY Acc

✓ Thank you. We have received your instruction to make a Bill Payment. Please

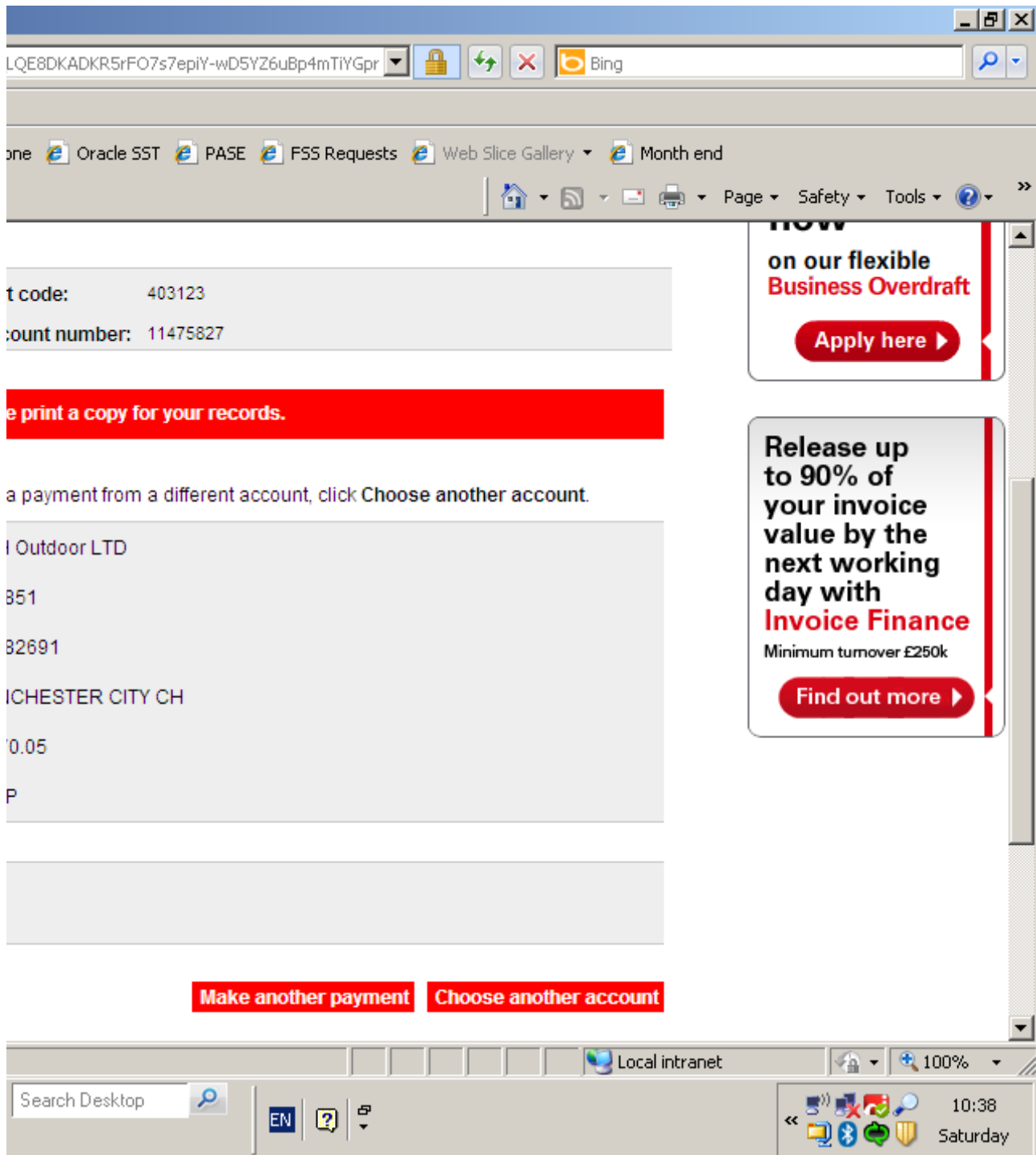
To make another payment from this account, click [Make another payment](#). To make :

Beneficiary TMH  
Sort code 4018  
Account number 7138  
Reference MAN  
Amount £ 7  
Value date ASAI

Actioned at: 16 Mar 2013 10:36:57  
Actioned by: GBHBEU1089419511BENTLEY

Done, but with errors on page.

Start Microsoft Excel - Cash a... Bill payment: HSBC Ba...  
Microsoft Excel - Book1



**New Life Christian Fellowship Cashflow**  
**Fiscal Year 2021-2022**

	May-21	Jun-21	Jul-21	Aug-21
<b>Opening balance</b>	£9,408.02	£12,880.10	£11,817.78	£12,513.02
<b>RECEIPTS</b>				
Tithes & Offerings Cash	£3,328.30	£1,040.12	£803.80	£1,604.05
Tithes & Offerings Bank	£3,170.20	£2,693.28	£2,530.52	£3,296.38
Building Contributions/Nehemiah	£0.00	£0.00	£0.00	£0.00
Re. Magazine Sales	£0.00	£0.00	£0.00	£0.00
Bookstore Sales	£0.00	£0.00	£0.00	£0.00
Welfare Fund Collection	£0.00	£0.00	£0.00	£0.00
Gift Aid	£0.00	£0.00	£0.00	£0.00
Interest received- Savings account	£0.00	£0.00	£0.00	£0.00
Faith Seed	£0.00	£621.85	£0.00	£0.00
Other	£0.00	£0.00	£177.37	£0.00
<b>Subtotal</b>	£6,498.50	£4,355.25	£3,511.69	£4,900.43
<b>PAYMENTS</b>				
Salaries	£0.00	£2,628.68	0.00	2628.30
Tax & NIC	£189.08	£189.08	189.08	189.08
Council Tax	£60.00	£60.00	60.00	60.00
other Room Hire	£0.00	£0.00	£0.00	£0.00
Rent	£985.00	£985.00	985.00	985.00
Electricity	£22.67	£22.27	16.23	14.85
Insurance	£56.63	£56.58	56.58	56.58
Water	£0.00	£0.00	£0.00	£0.00
Stationery	£97.23	£129.16	150.08	106.36
Gifts/Guests	£0.00	£100.00	0.00	£200.00
Accommodation + Food+ Travel Cost	£0.00	£0.00	£0.00	£0.00
Social Fellowship	£552.20	£322.07	384.98	1133.89
Pastoral	£0.00	£0.00	£0.00	£0.00
Running Costs	£0.00	£0.00	£0.00	£0.00
Building investment	£0.00	£0.00	£0.00	£0.00
Conferences and Training	£0.00	£0.00	£0.00	£0.00
Telephone	£145.89	£142.38	141.64	152.38
Music & Praise Team	£559.99	£349.00	0.00	0.00
PCCA/CCPAS	£0.00	£0.00	0.00	439.89
Pension Scheme	£0.00	£0.00	380.33	71.71
Loan	£0.00	£0.00	£0.00	£0.00
Website	£0.00	£0.00	£0.00	£0.00
Investments/Maintenance	£43.20	£72.00	£0.00	
Account Fees	£24.00	£24.00	24.00	24.00
Transport	£235.53	£282.35	373.53	523.17
AOG Contributions	£55.00	£55.00	55.00	55.00
Subscription	£0.00	£0.00	£0.00	£0.00
Evangelism	£0.00	£0.00	£0.00	243.90
Other Misc Expenses	£0.00	£0.00	£0.00	£0.00



<b>Subtotal</b>	<b>£3,026.42</b>	<b>£5,417.57</b>	<b>£2,816.45</b>	<b>£6,884.11</b>
<b>Net Monthly Cashflow</b>	<b>£3,472.08</b>	<b>-£1,062.32</b>	<b>£695.24</b>	<b>-£1,983.68</b>
<i>Opening Balance</i>	£9,408.02	£12,880.10	£11,817.78	£12,513.02
<i>Closing Balance</i>	£12,880.10	£11,817.78	£12,513.02	£10,529.34

Sep-21	Oct-21	Nov-21	Dec-21	Jan-22	Feb-22	Mar-22	Apr-22
£10,529.34	£11,054.58	£13,131.13	£8,798.46	£7,822.90	£663,309.00	£5,278.64	£5,695.20
£1,012.76	£1,440.46	£279.80	£1,317.19	£799.78	£740.40	£584.35	£909.36
£4,076.05	£7,893.44	£1,913.30	£3,391.56	£2,671.17	£2,557.64	£3,823.45	£7,849.74
£0.00	£0.00	£0.00	£0.00	£0.00	£0.00	£0.00	£0.00
£0.00	£0.00	£0.00	£0.00	£0.00	£0.00	£0.00	£0.00
£0.00	£0.00	£0.00	£0.00	£0.00	£0.00	£0.00	£0.00
£0.00	£0.00	£0.00	£0.00	£0.00	£0.00	£0.00	£0.00
£0.00	£0.00	£0.00	£0.00	£0.00	£0.00	£0.00	£0.00
£0.00	£0.00	£0.00	£0.00	£0.00	£0.00	£0.00	£0.00
£333.53	£0.00	£759.01	£293.00	£0.00	£0.00	£303.03	£0.00
£0.00	£0.00	£0.00	£0.00	£4.95	£0.00	£0.00	£0.00
£5,422.34	£10,322.77	£2,952.11	£5,001.75	£3,475.90	£3,298.04	£4,710.83	£8,759.10
1314.34	0.00	2628.68	1314.34	1314.14	1314.34	1314.34	0.00
189.08	189.08	189.08	189.08	189.08	189.08	189.08	189.08
60.00	60.00	60.00	60.00	60.00	0.00	0.00	0.00
£0.00	£0.00	£0.00	£0.00	£0.00	£0.00	£0.00	£0.00
985.00	985.00	985.00	985.00	985.00	985.00	985.00	985.00
16.50	12.59	14.44	18.19	19.50	22.87	25.21	19.31
56.58	56.58	56.58	56.58	56.58	56.58	56.58	56.58
£0.00	£0.00	£0.00	£0.00	£0.00	£0.00	£0.00	£0.00
156.57	165.14	231.53	671.88	210.34	478.40	134.11	135.12
£0.00	£150.00	£60.00	£300.00	£0.00	£0.00	£200.00	£0.00
£0.00	£0.00	£0.00	£0.00	£0.00	£0.00	£0.00	£0.00
190.15	1899.91	85.56	328.82	£417.14	348.57	333.11	695.41
£0.00	£0.00	£0.00	£0.00	£0.00	£0.00	£65.00	£65.00
£0.00	£0.00	£0.00	£0.00	£0.00	£0.00	£0.00	£0.00
£0.00	£0.00	£0.00	£0.00	£0.00	£0.00	£0.00	£0.00
£0.00	£0.00	£0.00	£0.00	£0.00	£0.00	£0.00	£0.00
311.39	162.86	187.39	206.25	190.36	192.18	201.78	212.41
0.00	0.00	0.00	55.90	0.00	0.00	0.00	0.00
0.00	129.00	56.80	0.00	8.40	8.40	0.00	0.00
71.68	71.71	143.42	0.00	143.42	0.00	71.71	0.00
£0.00	£0.00	£0.00	£0.00	£0.00	£0.00	£0.00	0.00
120.00	£0.00	£0.00	£0.00	£0.00	£0.00	£0.00	0.00
829.67	£0.00	1632.10	467.23	£0.00	£0.00	83.98	303.20
24.00	24.00	24.00	279.00	£0.00	348.00	54.00	24.00
433.14	265.78	407.75	420.04	544.35	404.07	525.37	465.23
55.00	223.00	129.00	55.00	333.00	55.00	55.00	55.00
£0.00	£0.00	£0.00	£0.00	£0.00	£0.00	£0.00	£0.00
84.00	251.57	393.45	570.00	194.40	250.00	£0.00	200.00
£0.00	3600.00	0.00	0.00	0.00	0.00	0.00	11.42

<b>£4,897.10</b>	<b>£8,246.22</b>	<b>£7,284.78</b>	<b>£5,977.31</b>	<b>£4,665.71</b>	<b>£4,652.49</b>	<b>4294.27</b>	<b>£3,416.76</b>
<b>£525.24</b>	<b>£2,076.55</b>	<b>-£4,332.67</b>	<b>-£975.56</b>	<b>-£1,189.81</b>	<b>-£1,354.45</b>	<b>£416.56</b>	<b>£5,342.34</b>
£10,529.34	£11,054.58	£13,131.13	£8,798.46	£7,822.90	£6,633.09	£5,278.64	£5,695.20
£11,054.58	£13,131.13	£8,798.46	£7,822.90	£6,633.09	£5,278.64	£5,695.20	£11,037.54

[illegible]

£61,579.19

**New Life Christian Fellowship Cashflow**  
**Fiscal Year 2022-2023**

	May-22	Jun-22	Jul-22	Aug-22
<b>Opening balance</b>	£11,037.54	£5,796.75	£7,196.53	£5,025.50
<b>RECEIPTS</b>				
Tithes & Offerings Cash	£786.20	£668.61	£804.95	£579.10
Tithes & Offerings Bank	£1,273.39	£1,443.13	£1,816.63	£1,995.03
Building Contributions/Nehemiah	£0.00	£0.00	£0.00	£0.00
Re. Magazine Sales	£0.00	£0.00	£0.00	£0.00
Bookstore Sales	£0.00	£0.00	£0.00	£0.00
Welfare Fund Collection	£0.00	£0.00	£0.00	£0.00
Gift Aid	£0.00	£3,993.92	£0.00	£0.00
Interest received- Savings account	£0.00	£0.00	£0.00	£0.00
Faith Seed	£753.70	£799.00	£834.00	£1,678.40
Other	£0.00	£0.00	£0.00	£800.00
<b>Subtotal</b>	<b>£2,813.29</b>	<b>£6,904.66</b>	<b>£3,455.58</b>	<b>£5,052.53</b>
<b>PAYMENTS</b>				
Salaries	£1,314.34	£2,617.88	0.00	2676.90
Tax & NIC	£194.78	£194.78	194.78	164.97
Council Tax	£60.00	£60.00	60.00	60.00
other Room Hire	£0.00	£0.00	£0.00	£0.00
Rent	£985.00	£985.00	1379.00	1182.00
Electricity	£38.08	£40.40	41.87	38.27
Insurance	£57.81	£57.73	£57.73	£57.73
Water	£0.00	£0.00	£0.00	£0.00
Stationery	£86.64	£84.85	43.84	38.65
Gifts/Guests	£50.00	£0.00	500.00	£225.00
Accommodation + Food+ Travel Cos	£654.42	£0.00	£0.00	£204.28
Social Fellowship	£909.15	£336.28	471.59	472.98
Pastoral	£60.00	£371.58	£0.00	£0.00
Running Costs	£0.00	£0.00	£0.00	£0.00
Building investment	£0.00	£0.00	£0.00	£0.00
Conferences and Training	£0.00	£0.00	£0.00	£0.00
Telephone	£127.75	£189.32	188.92	188.92
Music & Praise Team	£45.98	£0.00	0.00	0.00
PCCA/CCPAS	£0.00	£0.00	0.00	0.00
Pension Scheme	£143.42	£71.71	71.71	143.42
Loan	£0.00	£0.00	£0.00	£0.00
Website	£0.00	£0.00	£0.00	£0.00
Investments/Maintenance	£0.00	£0.00	£0.00	0.00
Account Fees	£0.00	£24.00	0.00	48.00
Transport	£271.71	£401.96	789.78	834.17
AOG Contributions	£55.00	£55.00	55.00	55.00
Subscription	£0.00	£14.39	£14.39	£14.39
Evangelism	£3,000.00	£0.00	£1,758.00	100.00
Other Misc Expenses	£0.00	£0.00	£0.00	£0.00
<b>Subtotal</b>	<b>£8,054.08</b>	<b>£5,504.88</b>	<b>£5,626.61</b>	<b>£6,286.01</b>
<b>Net Monthly Cashflow</b>	<b>-£5,240.79</b>	<b>£1,399.78</b>	<b>-£2,171.03</b>	<b>-£1,233.48</b>

<i>Opening Balance</i>	£11,037.54	£5,796.75	£7,196.53	£5,025.50
<i>Closing Balance</i>	£5,796.75	£7,196.53	£5,025.50	£3,792.02

Sep-22	Oct-22	Nov-22	Dec-22	Jan-23	Feb-23	Mar-23
£3,792.02	£2,535.91	£2,376.09	£2,033.03	£2,018.64	£3,175.05	£1,831.29
£661.43	£2,557.53	£621.23	£510.55	£1,162.40	£662.75	£957.59
£2,467.64	£2,206.75	£1,364.05	£1,379.24	£1,879.74	£1,260.54	£1,963.56
£0.00	£0.00	£0.00	£0.00	£0.00	£0.00	£0.00
£0.00	£0.00	£0.00	£0.00	£0.00	£0.00	£0.00
£0.00	£0.00	£0.00	£0.00	£0.00	£0.00	£0.00
£0.00	£0.00	£0.00	£0.00	£0.00	£0.00	£0.00
£0.00	£0.00	£0.00	£0.00	£0.00	£0.00	£6,776.38
£0.00	£0.00	£0.00	£0.00	£0.00	£0.00	£0.00
£857.00	£1,179.80	£650.93	£849.55	£1,050.90	£894.41	£1,410.00
£0.00	£0.00	£0.00	£0.00	£0.00	£0.00	£0.00
<b>£3,986.07</b>	<b>£5,944.08</b>	<b>£2,636.21</b>	<b>£2,739.34</b>	<b>£4,093.04</b>	<b>£2,817.70</b>	<b>£11,107.53</b>
1338.45	1338.45	227.45	0.00	1344.65	1344.45	2689.30
164.97	164.97	0.00	164.97	158.97	158.77	158.77
60.00	60.00	60.00	60.00	60.00	0.00	0.00
£0.00	£0.00	£0.00	£0.00	£0.00	£0.00	£0.00
1182.00	1182.00	1182.00	1182.00	0.00	1182.00	1182.00
38.09	36.02	0.00	87.95	41.48	33.96	52.23
£57.73	£57.73	£57.73	£57.73	£57.73	£57.73	£0.00
£0.00	£0.00	£0.00	£0.00	£0.00	£0.00	£0.00
77.88	29.97	82.71	80.07	123.92	41.38	18.77
£100.00	£0.00	£0.00	£0.00	£0.00	£0.00	£643.50
£0.00	£232.50	£0.00	£0.00	£0.00	£0.00	£0.00
629.08	1704.38	560.07	325.62	£255.80	408.14	1178.40
£0.00	£100.00	£0.00	£0.00	£0.00	£0.00	£0.00
£0.00	£0.00	£0.00	£0.00	£0.00	£0.00	£0.00
£0.00	£0.00	£0.00	£0.00	£0.00	£0.00	£0.00
£0.00	£0.00	£0.00	£0.00	£0.00	£0.00	£0.00
213.91	260.86	175.67	197.02	197.02	197.02	197.02
0.00	0.00	0.00	0.00	0.00	0.00	0.00
0.00	0.00	0.00	0.00	0.00	0.00	0.00
0.00	71.71	71.71	0.00	143.42	71.71	0.00
£0.00	£0.00	£0.00	£0.00	£0.00	£0.00	£0.00
120.00	£0.00	£0.00	£0.00	£0.00	£0.00	£0.00
0.00	£0.00	0.00	0.00	£0.00	£0.00	0.00
24.00	0.00	48.00	0.00	£48.00	24.00	24.00
516.68	492.42	448.48	502.11	448.73	262.92	872.86
55.00	91.00	65.45	55.00	55.00	55.00	70.00
£14.39	£14.39	£14.39	£14.39	£14.39	£74.38	£14.39
650.00	500.00	0.00	0.00	0.00	250.00	£0.00
£0.00	0.00	0.00	0.00	0.00	0.00	0.00
<b>£5,242.18</b>	<b>£6,103.90</b>	<b>£2,993.66</b>	<b>£2,726.86</b>	<b>£2,949.11</b>	<b>£4,161.46</b>	<b>7101.24</b>
<b>-£1,256.11</b>	<b>-£159.82</b>	<b>-£357.45</b>	<b>£12.48</b>	<b>£1,143.93</b>	<b>-£1,343.76</b>	<b>£4,006.29</b>



	£3,792.02	£2,535.91	£2,376.09	£2,018.64	£2,031.12	£3,175.05	£1,831.29
	£2,535.91	£2,376.09	£2,018.64	£2,031.12	£3,175.05	£1,831.29	£5,837.58

Apr-23	Total
£5,837.58	
£873.60	
£1,813.05	
£0.00	
£0.00	
£0.00	
£0.00	
£0.00	
£0.00	
£200.00	
£0.00	
<b>£2,886.65</b>	£54,436.68
0.00	
158.77	
0.00	
£0.00	
1182.00	
52.33	
£0.00	
£0.00	
39.46	
£419.00	
£0.00	
926.05	
£0.00	
£0.00	
£0.00	
£0.00	
216.06	
0.00	
0.00	
0.00	
0.00	
0.00	
0.00	
24.00	
354.79	
55.00	
£15.59	
2000.00	
0.00	
<b>£5,443.05</b>	<b>£62,193.04</b>
<b>-£2,556.40</b>	

	£5,837.58	
	£3,281.18	

**New Life Christian Fellowship Cashflow**  
**Fiscal Year 2023-2024**

	May-23	Jun-23	Jul-23	Aug-23	Sep-23
<b>Opening balance</b>	£2,619.57	£5,213.54	£4,452.79	£7,003.29	£6,805.23
<b>RECEIPTS</b>					
Tithes & Offerings Cash	£955.20	£490.08	£1,234.99	£377.07	£440.85
Tithes & Offerings Bank	£2,289.30	£1,450.90	£1,968.76	£1,913.87	£1,747.06
Building Contributions/Nehemiah	£0.00	£0.00	£0.00	£0.00	£0.00
Re. Magazine Sales	£0.00	£0.00	£0.00	£0.00	£0.00
Bookstore Sales	£0.00	£0.00	£0.00	£0.00	£0.00
Welfare Fund Collection	£0.00	£0.00	£0.00	£0.00	£0.00
Gift Aid	£1,849.79	£70.00	£1,093.41	£793.59	£443.97
Interest received- Savings account	£0.00	£0.00	£0.00	£0.00	£0.00
Faith Seed	£1,110.00	£530.00	£530.00	£620.00	£1,060.00
Other	£0.00	£0.00	£0.00	£0.00	£0.00
<b>Subtotal</b>	£6,204.29	£2,540.98	£4,827.16	£3,704.53	£3,691.88
<b>PAYMENTS</b>					
Salaries	£1,344.35	£1,344.65	£1,344.65	£1,344.65	£1,344.65
Tax & NIC	£158.77	£158.77	£158.77	£158.87	£158.77
Council Tax	£0.00	£0.00	£0.00	£62.00	£0.00
other Room Hire	£0.00	£0.00	£0.00	£0.00	£0.00
Rent	£1,182.00	£1,118.00	£1,118.00	£1,118.00	£1,118.00
Electricity	£61.02	£69.13	£68.55	£77.85	£62.22
Insurance	£62.68	£62.56	£62.56	£62.56	£62.56
Water	£0.00	£0.00	£0.00	£0.00	£0.00
Stationery	£131.47	£14.47	£14.47	£12.88	£123.68
Gifts/Guests	£323.00	£0.00	£150.00	£0.00	£150.00
Accommodation + Food+ Travel Cost	£317.51	£0.00	£258.22	£283.32	£323.14
Social Fellowship	£1,029.35	£220.84	£331.40	£600.54	£374.78
Pastoral	£381.05	£0.00	£0.00	£0.00	£0.00
Running Costs	£0.00	£0.00	£0.00	£0.00	£0.00
Building investment	£0.00	£0.00	£0.00	£0.00	£0.00
Conferences and Training	£0.00	£0.00	£0.00	£0.00	£0.00
Telephone	£184.64	£220.59	£238.43	£171.72	£163.13
Music & Praise Team	£51.64	£0.00	£0.00	£0.00	£60.00
PCCA/CCPAS	£0.00	£0.00	£0.00	£0.00	£0.00
Pension Scheme	£215.13	£143.42	£71.71	£0.01	£71.72
Loan	£0.00	£0.00	£0.00	£0.00	£0.00
Website	£0.00	£0.00	£0.00	£0.00	£0.00
Investments/Maintenance	£0.00	£0.00	£0.00	£0.00	£0.00
Account Fees	£0.00	£0.00	£0.00	£0.00	£0.00
Transport	£163.68	£37.72	£157.68	£218.51	£335.83
AOG Contributions	£55.00	£55.00	£55.00	£55.00	£55.00
Subscription	£15.59	£15.59	£15.59	£17.18	£17.18
Evangelism	£0.00	£150.00	£0.00	£20.00	£20.00
Other Misc Expenses	£207.07	£70.00	£0.00	£54.00	£0.00

<b>Subtotal</b>	<b>£3,610.32</b>	<b>£3,301.73</b>	<b>£2,276.57</b>	<b>£3,902.59</b>	<b>£3,890.34</b>
<b>Net Monthly Cashflow</b>	<b>£2,593.97</b>	<b>-£760.75</b>	<b>£2,550.50</b>	<b>-£198.06</b>	<b>-£198.46</b>
<i>Opening Balance</i>	£2,619.57	£5,213.54	£4,452.79	£7,003.29	£6,805.23
<i>Closing Balance</i>	£5,213.54	£4,452.79	£7,003.29	£6,805.23	£6,606.77

Oct-23	Nov-23	Dec-23	Jan-24	Feb-24	Mar-24	Apr-24	Total
£6,606.77	£9,120.28	£10,217.97	£9,574.08	£10,222.06	£11,995.17	£12,148.96	
£602.51	£916.50	£504.03	£508.00	£667.58	£876.50	£665.52	
£2,991.46	£1,883.73	£1,721.25	£2,000.00	£1,872.43	£1,927.92	£2,360.75	
£0.00	£0.00	£0.00	£0.00	£0.00	£0.00	£0.00	
£0.00	£0.00	£0.00	£0.00	£0.00	£0.00	£0.00	
£0.00	£0.00	£0.00	£0.00	£0.00	£0.00	£0.00	
£0.00	£0.00	£0.00	£0.00	£0.00	£0.00	£0.00	
£1,350.85	£322.46	£886.66	£855.31	£720.63	£786.49	£509.29	
£0.00	£0.00	£0.00	£0.00	£0.00	£0.00	£0.00	
£970.00	£460.00	£1,010.00	£940.05	£996.00	£160.00	£1,160.00	
£0.00	£0.00	£0.00	£0.00	£0.00	£0.00	£0.00	
<b>£5,914.82</b>	<b>£3,582.69</b>	<b>£4,121.94</b>	<b>£4,303.36</b>	<b>£4,256.64</b>	<b>£3,750.91</b>	<b>£4,695.56</b>	£51,594.76
£2,689.29	£0.00	£2,689.10	£1,354.58	£0.00	£1,354.58	£1,354.58	
£158.77	£158.77	£158.97	£158.77	£148.84	£148.84	£0.00	
£61.00	£62.00	£0.00	£0.00	£0.00	£0.00	£0.00	
£0.00	£0.00	£0.00	£0.00	£0.00	£0.00	£0.00	
£1,118.00	£1,118.00	£1,118.00	£1,140.00	£1,118.00	£1,118.00	£1,118.00	
£92.60	£97.61	£72.30	£90.38	£82.69	£57.44	£69.55	
£62.56	£62.56	£62.56	£62.56	£62.56	£0.00	£61.00	
£0.00	£0.00	£0.00	£0.00	£0.00	£0.00	£0.00	
£40.03	£12.88	£12.88	£20.87	£97.16	£5.49	£60.46	
£485.00	£60.00	£50.00	£170.00	£100.00	£0.00	£100.00	
£533.13	£369.56	£183.17	£139.77	£352.40	£433.32	£525.63	
£502.07	£463.46	£146.02	£181.82	£476.90	£300.73	£640.84	
£0.00	£0.00	£0.00	£0.00	£0.00	£0.00	£0.00	
£0.00	£0.00	£0.00	£0.00	£0.00	£0.00	£0.00	
£0.00	£0.00	£0.00	£0.00	£0.00	£0.00	£0.00	
£0.00	£0.00	£0.00	£0.00	£0.00	£0.00	£0.00	
£161.63	£161.63	£161.63	£161.63	£161.63	£161.63	£172.38	
£0.00	£0.00	£0.00	£0.00	£0.00	£0.00	£0.00	
£0.00	£0.00	£0.00	£0.00	£0.00	£0.00	£0.00	
£71.72	£71.72	£71.72	£71.72	£71.72	£71.72	£71.72	
£0.00	£0.00	£0.00	£0.00	£0.00	£0.00	£0.00	
£0.00	£0.00	£0.00	£0.00	£0.00	£0.00	£0.00	
£0.00	£0.00	£0.00	£0.00	£0.00	£0.00	£0.00	
£0.00	£0.00	£0.00	£0.00	£0.00	£0.00	£0.00	
£379.47	£161.37	£194.37	£47.97	£280.75	£323.69	£203.47	
£85.00	£55.00	£55.00	£55.00	£55.00	£55.00	£55.00	
£17.18	£17.18	£17.18	£17.18	£17.18	£15.59	£18.77	
£130.00	£0.00	£45.00	£310.00	£0.00	£0.00	£185.00	
£53.46	£0.00	£37.00	£0.00	£0.00	£0.00	£30.00	

<b>£3,401.31</b>	<b>£2,485.00</b>	<b>£4,765.83</b>	<b>£3,655.30</b>	<b>£2,483.53</b>	<b>£3,597.12</b>	<b>£2,595.70</b>	<b>£39,965.34</b>
<b>£2,513.51</b>	<b>£1,097.69</b>	<b>-£643.89</b>	<b>£648.06</b>	<b>£1,773.11</b>	<b>£153.79</b>	<b>£2,099.86</b>	
£6,606.77	£9,120.28	£10,217.97	£9,574.08	£10,222.06	£11,995.17	£12,148.96	
£9,120.28	£10,217.97	£9,574.08	£10,222.06	£11,995.17	£12,148.96	£14,248.82	

**GRACE CITY CHURCH**

**Church Name?**

**Available funds analysis as at:**

<b>Cash &amp; Bank balances:</b>	Cash
	Main Bank Account
	Savings Account
	<b>Total Funds</b>
<b>Ringfenced funds</b>	Savings Account
	Total Ringfenced Funds
<b>Available funds</b>	Total funds less Ringfenced
<b>Provisions</b>	Total from provisions
<b>Funding deficit(-) / Surplus(+)</b>	Total available funds



**New Life Christian Fellowship**  
**Fiscal Year1 May 20/2012 to May 21/2013**  
**CASH FLOW FOR THE YEAR 2012-2013**

	May-12	Jun-12	Jul-12	Aug-12	Sep-12	Oct-12
<b>Opening Balance</b>	8,584.26	6,230.01	10,333.01	11,145.01	10,510.77	12,420.96
<b>RECEIPTS</b>						
Tithes & Offerings Cash	2,214.45	3,332.18	2,422.64	2,118.32	2,738.25	2,969.08
Tithes & Offerings Bank						
Building Contributions/Nehemiah	380.00	2,735.00	630.00	270.00	1,010.00	1,129.00
Re. Magazine Sales	-	-	-	-	-	-
Bookstore Sales	-	-	-	-	-	-
Welfare Fund Collection	-	-				
Gift Aid	-	-	-	-	-	-
Interest received- Savings account	-	-	-	-	-	-
Faith Seed	-	-	-	-	-	-
Other	-	300.13	-	297.00	-	-
<b>Subtotal</b>	<b>11,178.71</b>	<b>12,297.19</b>	<b>13,385.65</b>	<b>13,533.33</b>	<b>14,259.02</b>	<b>16,519.04</b>
<b>PAYMENTS</b>						
Salaries	-	-	637.08	637.08	637.08	637.08
Tax & NIC	-	-	215.66	215.66	215.66	215.66
Council Tax	-	-	-	-	-	-
Rent	515.00	390.00	200.00	210.00	290.00	1,355.20
Electricity	-	-	-	-	-	-
Insurance	38.22	38.22	38.22	38.22	38.22	38.22
Water	-	-	-	-	-	-
Stationery	45.96	-	-	-	-	-
Gifts/Guests	-	50.00	680.00	100.00	140.00	-
Accommodation + Food+ Travel Cost	-	-	-	-	-	-
Social Fellowship	135.78	200.00	20.00	183.00	47.77	-
Running Costs	52.47	98.16	92.65	92.65	22.96	-
Building investment	-	20.00	20.00	60.00	20.00	20.00
Conferences and Training	-	75.00	-	395.38	40.00	-
Telephone	45.96	70.96	116.99	59.26	62.42	51.00
Music & Praise Team	0.00	0.00	0.00	0.00	0.00	0.00
Loan	1,836.48	0.00	0.00	0.00	0.00	0.00
Website	-	-	-	-	-	-
Investments/Maintenance	172.30	-	80.00	-	150.00	-
Account Fees	-	-	-	-	-	-
Transport	164.40	149.10	30.04	30.00	153.95	81.88
AOG Contributions	20.00	20.00	20.00	20.00	20.00	20.00
Subscription	-	-	90.00	-	-	-
Evangelism	1,071.74	-	-	-	-	-
Other Misc Expenses	850.39	852.74	-	981.31	-	-
<b>Subtotal</b>	<b>4,896.23</b>	<b>1,964.18</b>	<b>2,240.64</b>	<b>3,022.56</b>	<b>1,838.06</b>	<b>2,419.04</b>
<b>Net Monthly Cashflow</b>		<b>14,261.37</b>	<b>15,626.29</b>	<b>16,555.89</b>	<b>16,097.08</b>	<b>18,938.08</b>
<b>Closing Balance</b>	6,282.48	10,333.01	11,145.01	10,510.77	12,420.96	14,100.00

Nov-12	Dec-12	Jan-13	Feb-13	Mar-13	Apr-13	May-13	
14,100.00	14,212.07	11,663.06	13,785.84	14,312.57	15,779.87	14,962.55	
1,604.15	1,639.23	2,766.32	2,199.72	3,319.83	2,017.62	1,840.00	31,181.79
1,129.44	390.00	910.00	490.00	900.00	560.00	392.19	10,925.63
-	-	-	-	-	-	-	
-	-	-	-	-	-	-	
-	-	-	-	-	-	-	
-	-	-	-	-	-	-	
-	-	-	-	-	-	-	
-	-	-	-	-	-	-	
-	-	-	435.49	-	-	286.30	1,318.92
16,833.59	16,241.30	15,339.38	16,475.56	18,532.40	18,357.49	17,088.85	43426.34
637.08	637.08	637.08	637.08	637.08	637.08	637.08	
215.66	215.66	215.66	215.66	215.66	215.66	215.66	
-	-	-	-	-	-	-	
445.00	480.00	290.00	314.00	240.00	240.00		
-	-	-	-	-	-	-	
38.22	38.22	38.22	38.22	38.22	34.66	34.54	
-	-	-	-	-	-	-	
-	-	-	-	-	-	-	
63.91	86.40	100.00	250.00	-	-	100.00	
-	-	-	-	-	-	-	
100.00	73.25	63.91	227.70	300.00	250.00	66.66	
11.63	108.06	82.99	232.88	25.28	220.99	339.84	
20.00	20.00	20.00	-	20.00	20.00		
271.04	-	-	50.00	-	-	-	
14.54	53.41	-	36.00	36.00	36.00		
0.00	0.00	0.00	0.00	0.00	0.00		
0.00	0.00	0.00	0.00	0.00	0.00		
-	-	-	-	-	-	-	
-	1,551.00	85.68	-	-	100.00	470.00	
-	80.00	-	-	-	-	-	
91.79	198.53	-	141.45	299.65	160.02		
20.00	20.00	20.00	20.00	20.00	20.00	20.00	
-	-	-	-	-	-	-	
-	-	-	-	-	-	-	
692.65	1,016.63	-	-	920.64	1,460.53	1,883.78	
2,621.52	4,578.24	1,553.54	2,162.99	2,752.53	3,394.94	3,361.06	36,805.53
19,455.11	20,819.54	16,892.92	18,638.55	21,284.93	21,752.43	20,449.91	
14,212.07	11,663.06	13,785.84	14,312.57	15,779.87	14,962.55	15,205.07	15,205.07

REMARKS

New Life Christian Fellowship Cashflow  
Fiscal Year May 2019-2020

	May-19	Jun-19	Jul-19	Aug-19
<b>Opening balance</b>	6972.02	4521.00	4595.56	1571.01
<b>RECEIPTS</b>				
Tithes & Offerings Cash	610.00	1602.60	1355.37	1034.22
Tithes & Offerings Bank	1470.09	1177.00	926.10	1700.68
Building Contributions/Nehemiah	0.00	0.00	0.00	0.00
Re. Magazine Sales	0.00	0.00	0.00	0.00
Bookstore Sales	0.00	0.00	0.00	0.00
Welfare Fund Collection	0.00	0.00	0.00	0.00
Gift Aid	0.00	0.00	0.00	0.00
Interest received- Savings account	0.00	0.00	0.00	0.00
Faith Seed	0.00	0.00	0.00	143.77
Other	0.00	108.29	0.00	0.00
<b>Subtotal</b>	<b>2080.09</b>	<b>2887.89</b>	<b>2281.47</b>	<b>2878.67</b>
<b>PAYMENTS</b>				
Salaries	0.00	0.00	1211.12	0.00
Tax & NIC	153.36	153.36	153.36	153.36
Council Tax	0.00	89.00	31.00	89.00
other Room Hire	0.00	0.00	0.00	0.00
Rent	1589.00	1493.00	0.00	1493.00
Electricity	66.61	31.06	28.70	56.49
Insurance	57.53	57.39	57.39	57.39
Water	0.00	0.00	0.00	0.00
Stationery	77.76	267.99	0.00	7.59
Gifts/Guests	0.00	0.00	100.00	0.00
Accommodation + Food+ Travel Cost	0.00	0.00	0.00	0.00
Social Fellowship	1356.07	0.00	2960.87	0.00
Pastoral	0.00	0.00	0.00	0.00
Running Costs	0.00	0.00	0.00	0.00
Building investment	0.00	69.00	0.00	154.70
Conferences and Training	0.00	0.00	0.00	0.00
Telephone	98.59	96.74	96.48	72.68
Music & Praise Team	0.00	0.00	0.00	0.00
PCCA/CCPAS	71.60	0.00	0.00	0.00
Pension Scheme	62.16	62.16	62.16	0.00
Loan	0.00	0.00	0.00	0.00
Website	0.00	0.00	0.00	0.00
Investments/Maintenance	31.06	31.06	31.06	31.06
Account Fees	0.00	0.00	47.10	0.00
Transport	567.37	352.57	466.78	439.82
AOG Contributions	50.00	110.00	60.00	105.00
Subscription	0.00	0.00	0.00	0.00
Evangelism	350.00	0.00	0.00	0.00
Other Misc Expenses	0.00	0.00	0.00	0.00
<b>Subtotal</b>	<b>4531.11</b>	<b>2813.33</b>	<b>5306.02</b>	<b>2660.09</b>
<b>Net Monthly Cashflow</b>	<b>-2451.02</b>	<b>74.56</b>	<b>-3024.55</b>	<b>218.58</b>

<i>Opening Balance</i>	6972.02	4521.00	4595.56	1571.01
<i>Closing Balance</i>	4521.00	4595.56	1571.01	1789.59

Sep-19	Oct-19	Nov-19	Dec-19	Jan-20	Feb-20	Mar-20	Apr-20
1789.59	1936.45	1252.89	1850.67	1596.75	1253.01	1484.77	4224.12
1942.37	1422.84	266.73	1313.44	1819.11	844.13	1889.32	0.00
2327.61	2488.00	2703.00	1777.10	2327.06	1920.66	2068.07	3907.05
0.00	0.00	0.00	0.00	0.00	0.00	0.00	0.00
0.00	0.00	0.00	0.00	0.00	0.00	0.00	0.00
0.00	0.00	0.00	0.00	0.00	0.00	0.00	0.00
0.00	0.00	0.00	0.00	0.00	0.00	0.00	0.00
0.00	0.00	0.00	0.00	0.00	0.00	0.00	0.00
0.00	0.00	0.00	0.00	0.00	0.00	0.00	0.00
0.00	1252.89	0.00	275.93	83.29	0.00	772.56	35.15
0.00	0.00	0.00	0.00	0.00	0.00	0.00	0.00
4269.98	5163.73	2969.73	3366.47	4229.46	2764.79	4729.95	3942.20
810.00	2011.12	0.00	1050.00	2422.04	0.00	2421.12	0.00
153.36	153.36	153.36	153.36	153.36	153.36	0.00	0.00
89.00	89.00	0.00	89.00	58.00	58.00	58.00	0.00
0.00	0.00	0.00	0.00	0.00	0.00	0.00	0.00
1493.00	1255.63	900.00	1493.00	985.00	985.00	985.00	0.00
35.23	31.49	32.69	21.32	19.70	23.90	0.00	11.64
57.39	57.39	57.39	57.39	57.39	57.39	0.00	0.00
0.00	0.00	0.00	0.00	0.00	0.00	0.00	0.00
0.00	96.37	40.58	7.59	130.31	15.58	209.69	90.61
0.00	0.00	0.00	0.00	0.00	0.00	0.00	0.00
0.00	0.00	0.00	0.00	0.00	0.00	0.00	0.00
556.73	609.01	252.68	40.40	0.00	133.47	593.68	569.05
0.00	0.00	0.00	0.00	0.00	0.00	0.00	0.00
0.00	0.00	0.00	0.00	0.00	0.00	0.00	0.00
0.00	0.00	200.00	0.00	0.00	0.00	0.00	0.00
0.00	0.00	0.00	0.00	0.00	0.00	0.00	0.00
97.21	96.84	97.15	96.48	96.84	99.91	96.84	100.13
0.00	0.00	0.00	0.00	0.00	0.00	0.00	0.00
8.40	120.00	0.00	0.00	0.00	0.00	0.00	0.00
62.16	124.32	62.16	62.16	62.16	62.16	62.16	0.00
0.00	0.00	0.00	0.00	0.00	0.00	0.00	0.00
120.00	0.00	0.00	0.00	0.00	0.00	0.00	0.00
31.06	151.06	31.06	31.06	31.06	75.60	32.40	32.40
0.00	47.10	0.00	0.00	0.00	0.00	0.00	0.00
374.60	349.60	254.88	373.63	312.34	275.29	306.43	60.10
105.00	105.00	240.00	105.00	245.00	55.00	313.00	55.00
0.00	0.00	0.00	0.00	0.00	0.00	0.00	0.00
129.98	550.00	50.00	40.00	0.00	40.00	150.00	283.92
0.00	0.00	0.00	0.00	0.00	0.00	0.00	0.00
4123.12	5847.29	2371.95	3620.39	4573.20	2034.66	5228.32	1202.85
146.86	-683.56	597.78	-253.92	-343.74	730.13	-498.37	2739.35

1789.59	1936.45	1252.89	1850.67	1596.75	1253.01	1983.14	1484.77
1936.45	1252.89	1850.67	1596.75	1253.01	1983.14	1484.77	4224.12

[illegible]





**New Life Christian Fellowship**  
**Fiscal Year1 May 20**

	May-13	Jun-13	Jul-13	Aug-13	Sep-13	Oct-13
<b>Opening balance</b>						
<b>RECEIPTS</b>						
Tithes & Offerings Cash						
Tithes & Offerings Bank						
Building Contributions/Nehemiah						
Re. Magazine Sales						
Bookstore Sales						
Welfare Fund Collection						
Gift Aid						
Interest received- Savings account						
Faith Seed						
Other						
<b>Subtotal</b>						
<b>PAYMENTS</b>						
Salaries						
Tax & NIC						
Council Tax						
Rent						
Electricity						
Insurance						
Water						
Stationery						
Gifts/Guests						
Accommodation + Food+ Travel Cost						
Social Fellowship						
Running Costs						
Building investment						
Conferences and Training						
Telephone						
Music & Praise Team						
Loan						
Website						
Investments/Maintenance						
Account Fees						
Transport						
AOG Contributions						
Subscription						
Evangelism						
Other Misc Expenses						
<b>Subtotal</b>						
<b>Net Monthly Cashflow</b>						
<b>Closing Balance</b>						

[illegible]

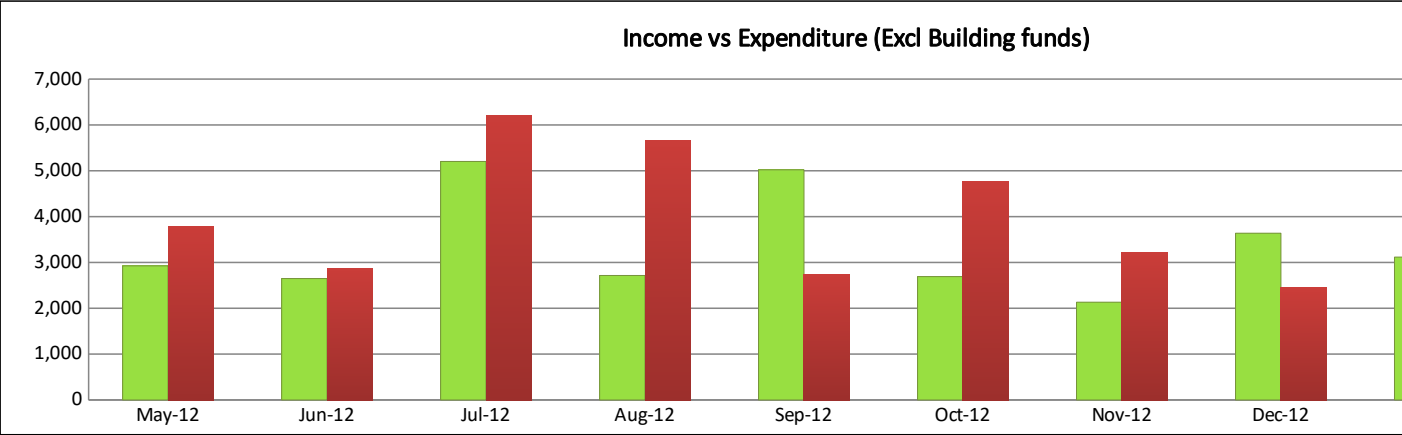

**Church Name?**

### Receipts & Payments Cash book - 2014

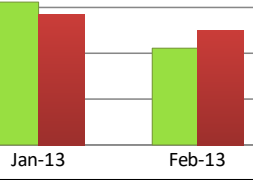
[illegible]

Income Vs Expenditure Summary( excluding Church Building )

Cash flow less building	Apr-12	May-12	Jun-12	Jul-12	Aug-12	Sep-12	Oct-12	Nov-12	Dec-12	Jan-13	Feb-13	Mar-13
Income	2,559.22	2,925.13	2,648.33	5,202.93	2,715.37	5,020.01	2,691.71	2,132.09	3,638.11	3,116.28	2,109.88	-
Expenditure	(3,839.95)	(3,780.67)	(2,861.94)	(6,214.33)	(5,659.69)	(2,727.22)	(4,755.69)	(3,224.97)	(2,460.00)	(2,848.05)	(2,486.34)	0.00
Balance	###	(855.54)	(213.61)	###	###	2,292.79	(2,063.98)	(1,092.88)	1,178.11	268.23	(376.46)	0.00
									809	637	-376.00	



Total( 10months)	
34,759.06	-
- 40,858.85	0.00
(6,099.79)	0.00



**Church Name?**  
Main Bank Account (Current) - 2014

[illegible]

**KEY:**

BP	Bacs Bill Payment
SO	Standing Order

## Bank Reconciliation

Balance as per Bank account above

0.00

Balance as per Bank statement on

0.00



## Church Name?

## Savings Account - 2014

Date	Details of deposits	Amount (£)	Details of payments	Amount (£)	Balance (£)
	Balance b/fwd	0.00			0.00
					0.00
					0.00
					0.00
					0.00
					0.00
					0.00
					0.00
					0.00
					0.00
					0.00
					0.00
					0.00
					0.00
					0.00
					0.00
					0.00
					0.00
					0.00
					0.00
					0.00
					0.00
					0.00
					0.00
					0.00
					0.00
					0.00
					0.00
					0.00
					0.00
	Total	0.00		0.00	0.00

## **PROVISIONS FOR EXPENDITURE - 2014**

### **Details of Expenditure**

Rent

Church refreshments

Water costs

Gas & Electricity costs

Council Tax

AOG Annual Contribution - Quarterly

AOG Regional Support

Pastor's Monthly Pay

Deferred Income Tax & NI

Fleet Costs (Fuel, Repairs, Cleaning etc)

**Total**

Bill payment: HSBC Bank UK - Windows Internet Explorer

https://www.business.hsbc.co.uk/1/3/!ut/p/c5/04\_SB8K8xLLM9M5S2Py8xBz9CP0os3gDC-NA5zc3b38LA3\_PYD\_

File Edit View Favorites Tools Help

★ Favorites ★ Shared Documents (2) Shared Documents ! Suggested Sites 7799 Helpdesk IT Z

Bill payment: HSBC Bank UK

Transfers  
Payment Authorisation  
Standing Orders  
Direct Debits  
*Other functions available*  
Make a BACS Payment  
Make a CHAPS Payment

► Manage Payments  
► International  
► Manage Credit Cards  
► Pension Administration

User Administration ►

Contact and Support ▼  
Useful Contacts  
Secure E-mail  
Knowledge Centre  
Help Centre

Account name: MCR CITY CHA Sor  
Account type: COMMUNITY Acc

✓ Thank you. We have received your instruction to make a Bill Payment. Please

To make another payment from this account, click [Make another payment](#). To make :

Beneficiary TMH  
Sort code 4018  
Account number 7138  
Reference MAN  
Amount £ 7  
Value date ASAI

Actioned at: 16 Mar 2013 10:36:57  
Actioned by: GBHBEU1089419511BENTLEY

Done, but with errors on page.

Start Microsoft Excel - Cash a... Bill payment: HSBC Ba...  
Microsoft Excel - Book1

LQE8DKADKR5rFO7s7epiY-wD5YZ6uBp4mTiYGpr

Bing

one

Oracle SST

PASE

FSS Requests

Web Slice Gallery

Month end

Page

Safety

Tools

t code: 403123

ount number: 11475827

Print a copy for your records.

a payment from a different account, click Choose another account.

Outdoor LTD

351

32691

CHESTER CITY CH

0.05

P

Make another payment

Choose another account

on our flexible  
Business Overdraft

Apply here

Release up  
to 90% of  
your invoice  
value by the  
next working  
day with  
Invoice Finance

Minimum turnover £250k

Find out more

Local intranet

100%

Search Desktop

EN

10:38

Saturday

**New Life Christian Fellowship Cashflow**  
**Fiscal Year 2021-2022**

	May-21	Jun-21	Jul-21	Aug-21
<b>Opening balance</b>	£9,408.02	£12,880.10	£11,817.78	£12,513.02
<b>RECEIPTS</b>				
Tithes & Offerings Cash	£3,328.30	£1,040.12	£803.80	£1,604.05
Tithes & Offerings Bank	£3,170.20	£2,693.28	£2,530.52	£3,296.38
Building Contributions/Nehemiah	£0.00	£0.00	£0.00	£0.00
Re. Magazine Sales	£0.00	£0.00	£0.00	£0.00
Bookstore Sales	£0.00	£0.00	£0.00	£0.00
Welfare Fund Collection	£0.00	£0.00	£0.00	£0.00
Gift Aid	£0.00	£0.00	£0.00	£0.00
Interest received- Savings account	£0.00	£0.00	£0.00	£0.00
Faith Seed	£0.00	£621.85	£0.00	£0.00
Other	£0.00	£0.00	£177.37	£0.00
<b>Subtotal</b>	£6,498.50	£4,355.25	£3,511.69	£4,900.43
<b>PAYMENTS</b>				
Salaries	£0.00	£2,628.68	0.00	2628.30
Tax & NIC	£189.08	£189.08	189.08	189.08
Council Tax	£60.00	£60.00	60.00	60.00
other Room Hire	£0.00	£0.00	£0.00	£0.00
Rent	£985.00	£985.00	985.00	985.00
Electricity	£22.67	£22.27	16.23	14.85
Insurance	£56.63	£56.58	56.58	56.58
Water	£0.00	£0.00	£0.00	£0.00
Stationery	£97.23	£129.16	150.08	106.36
Gifts/Guests	£0.00	£100.00	0.00	£200.00
Accommodation + Food+ Travel Cost	£0.00	£0.00	£0.00	£0.00
Social Fellowship	£552.20	£322.07	384.98	1133.89
Pastoral	£0.00	£0.00	£0.00	£0.00
Running Costs	£0.00	£0.00	£0.00	£0.00
Building investment	£0.00	£0.00	£0.00	£0.00
Conferences and Training	£0.00	£0.00	£0.00	£0.00
Telephone	£145.89	£142.38	141.64	152.38
Music & Praise Team	£559.99	£349.00	0.00	0.00
PCCA/CCPAS	£0.00	£0.00	0.00	439.89
Pension Scheme	£0.00	£0.00	380.33	71.71
Loan	£0.00	£0.00	£0.00	£0.00
Website	£0.00	£0.00	£0.00	£0.00
Investments/Maintenance	£43.20	£72.00	£0.00	
Account Fees	£24.00	£24.00	24.00	24.00
Transport	£235.53	£282.35	373.53	523.17
AOG Contributions	£55.00	£55.00	55.00	55.00
Subscription	£0.00	£0.00	£0.00	£0.00
Evangelism	£0.00	£0.00	£0.00	243.90
Other Misc Expenses	£0.00	£0.00	£0.00	£0.00

<b>Subtotal</b>	<b>£3,026.42</b>	<b>£5,417.57</b>	<b>£2,816.45</b>	<b>£6,884.11</b>
<b>Net Monthly Cashflow</b>	<b>£3,472.08</b>	<b>-£1,062.32</b>	<b>£695.24</b>	<b>-£1,983.68</b>
<i>Opening Balance</i>	£9,408.02	£12,880.10	£11,817.78	£12,513.02
<i>Closing Balance</i>	£12,880.10	£11,817.78	£12,513.02	£10,529.34

Sep-21	Oct-21	Nov-21	Dec-21	Jan-22	Feb-22	Mar-22	Apr-22
£10,529.34	£11,054.58	£13,131.13	£8,798.46	£7,822.90	£663,309.00	£5,278.64	£5,695.20
£1,012.76	£1,440.46	£279.80	£1,317.19	£799.78	£740.40	£584.35	£909.36
£4,076.05	£7,893.44	£1,913.30	£3,391.56	£2,671.17	£2,557.64	£3,823.45	£7,849.74
£0.00	£0.00	£0.00	£0.00	£0.00	£0.00	£0.00	£0.00
£0.00	£0.00	£0.00	£0.00	£0.00	£0.00	£0.00	£0.00
£0.00	£0.00	£0.00	£0.00	£0.00	£0.00	£0.00	£0.00
£0.00	£0.00	£0.00	£0.00	£0.00	£0.00	£0.00	£0.00
£0.00	£0.00	£0.00	£0.00	£0.00	£0.00	£0.00	£0.00
£0.00	£0.00	£0.00	£0.00	£0.00	£0.00	£0.00	£0.00
£0.00	£0.00	£0.00	£0.00	£0.00	£0.00	£0.00	£0.00
£333.53	£0.00	£759.01	£293.00	£0.00	£0.00	£303.03	£0.00
£0.00	£0.00	£0.00	£0.00	£4.95	£0.00	£0.00	£0.00
£5,422.34	£10,322.77	£2,952.11	£5,001.75	£3,475.90	£3,298.04	£4,710.83	£8,759.10
1314.34	0.00	2628.68	1314.34	1314.14	1314.34	1314.34	0.00
189.08	189.08	189.08	189.08	189.08	189.08	189.08	189.08
60.00	60.00	60.00	60.00	60.00	0.00	0.00	0.00
£0.00	£0.00	£0.00	£0.00	£0.00	£0.00	£0.00	£0.00
985.00	985.00	985.00	985.00	985.00	985.00	985.00	985.00
16.50	12.59	14.44	18.19	19.50	22.87	25.21	19.31
56.58	56.58	56.58	56.58	56.58	56.58	56.58	56.58
£0.00	£0.00	£0.00	£0.00	£0.00	£0.00	£0.00	£0.00
156.57	165.14	231.53	671.88	210.34	478.40	134.11	135.12
£0.00	£150.00	£60.00	£300.00	£0.00	£0.00	£200.00	£0.00
£0.00	£0.00	£0.00	£0.00	£0.00	£0.00	£0.00	£0.00
190.15	1899.91	85.56	328.82	£417.14	348.57	333.11	695.41
£0.00	£0.00	£0.00	£0.00	£0.00	£0.00	£65.00	£65.00
£0.00	£0.00	£0.00	£0.00	£0.00	£0.00	£0.00	£0.00
£0.00	£0.00	£0.00	£0.00	£0.00	£0.00	£0.00	£0.00
£0.00	£0.00	£0.00	£0.00	£0.00	£0.00	£0.00	£0.00
311.39	162.86	187.39	206.25	190.36	192.18	201.78	212.41
0.00	0.00	0.00	55.90	0.00	0.00	0.00	0.00
0.00	129.00	56.80	0.00	8.40	8.40	0.00	0.00
71.68	71.71	143.42	0.00	143.42	0.00	71.71	0.00
£0.00	£0.00	£0.00	£0.00	£0.00	£0.00	£0.00	0.00
120.00	£0.00	£0.00	£0.00	£0.00	£0.00	£0.00	0.00
829.67	£0.00	1632.10	467.23	£0.00	£0.00	83.98	303.20
24.00	24.00	24.00	279.00	£0.00	348.00	54.00	24.00
433.14	265.78	407.75	420.04	544.35	404.07	525.37	465.23
55.00	223.00	129.00	55.00	333.00	55.00	55.00	55.00
£0.00	£0.00	£0.00	£0.00	£0.00	£0.00	£0.00	£0.00
84.00	251.57	393.45	570.00	194.40	250.00	£0.00	200.00
£0.00	3600.00	0.00	0.00	0.00	0.00	0.00	11.42

<b>£4,897.10</b>	<b>£8,246.22</b>	<b>£7,284.78</b>	<b>£5,977.31</b>	<b>£4,665.71</b>	<b>£4,652.49</b>	<b>4294.27</b>	<b>£3,416.76</b>
<b>£525.24</b>	<b>£2,076.55</b>	<b>-£4,332.67</b>	<b>-£975.56</b>	<b>-£1,189.81</b>	<b>-£1,354.45</b>	<b>£416.56</b>	<b>£5,342.34</b>
£10,529.34	£11,054.58	£13,131.13	£8,798.46	£7,822.90	£6,633.09	£5,278.64	£5,695.20
£11,054.58	£13,131.13	£8,798.46	£7,822.90	£6,633.09	£5,278.64	£5,695.20	£11,037.54



[illegible]

£61,579.19

**New Life Christian Fellowship Cashflow**  
**Fiscal Year 2022-2023**

	May-22	Jun-22	Jul-22	Aug-22
<b>Opening balance</b>	£11,037.54	£5,796.75	£7,196.53	£5,025.50
<b>RECEIPTS</b>				
Tithes & Offerings Cash	£786.20	£668.61	£804.95	£579.10
Tithes & Offerings Bank	£1,273.39	£1,443.13	£1,816.63	£1,995.03
Building Contributions/Nehemiah	£0.00	£0.00	£0.00	£0.00
Re. Magazine Sales	£0.00	£0.00	£0.00	£0.00
Bookstore Sales	£0.00	£0.00	£0.00	£0.00
Welfare Fund Collection	£0.00	£0.00	£0.00	£0.00
Gift Aid	£0.00	£3,993.92	£0.00	£0.00
Interest received- Savings account	£0.00	£0.00	£0.00	£0.00
Faith Seed	£753.70	£799.00	£834.00	£1,678.40
Other	£0.00	£0.00	£0.00	£800.00
<b>Subtotal</b>	<b>£2,813.29</b>	<b>£6,904.66</b>	<b>£3,455.58</b>	<b>£5,052.53</b>
<b>PAYMENTS</b>				
Salaries	£1,314.34	£2,617.88	0.00	2676.90
Tax & NIC	£194.78	£194.78	194.78	164.97
Council Tax	£60.00	£60.00	60.00	60.00
other Room Hire	£0.00	£0.00	£0.00	£0.00
Rent	£985.00	£985.00	1379.00	1182.00
Electricity	£38.08	£40.40	41.87	38.27
Insurance	£57.81	£57.73	£57.73	£57.73
Water	£0.00	£0.00	£0.00	£0.00
Stationery	£86.64	£84.85	43.84	38.65
Gifts/Guests	£50.00	£0.00	500.00	£225.00
Accommodation + Food+ Travel Cos	£654.42	£0.00	£0.00	£204.28
Social Fellowship	£909.15	£336.28	471.59	472.98
Pastoral	£60.00	£371.58	£0.00	£0.00
Running Costs	£0.00	£0.00	£0.00	£0.00
Building investment	£0.00	£0.00	£0.00	£0.00
Conferences and Training	£0.00	£0.00	£0.00	£0.00
Telephone	£127.75	£189.32	188.92	188.92
Music & Praise Team	£45.98	£0.00	0.00	0.00
PCCA/CCPAS	£0.00	£0.00	0.00	0.00
Pension Scheme	£143.42	£71.71	71.71	143.42
Loan	£0.00	£0.00	£0.00	£0.00
Website	£0.00	£0.00	£0.00	£0.00
Investments/Maintenance	£0.00	£0.00	£0.00	0.00
Account Fees	£0.00	£24.00	0.00	48.00
Transport	£271.71	£401.96	789.78	834.17
AOG Contributions	£55.00	£55.00	55.00	55.00
Subscription	£0.00	£14.39	£14.39	£14.39
Evangelism	£3,000.00	£0.00	£1,758.00	100.00
Other Misc Expenses	£0.00	£0.00	£0.00	£0.00
<b>Subtotal</b>	<b>£8,054.08</b>	<b>£5,504.88</b>	<b>£5,626.61</b>	<b>£6,286.01</b>
<b>Net Monthly Cashflow</b>	<b>-£5,240.79</b>	<b>£1,399.78</b>	<b>-£2,171.03</b>	<b>-£1,233.48</b>

<i>Opening Balance</i>	£11,037.54	£5,796.75	£7,196.53	£5,025.50
<i>Closing Balance</i>	£5,796.75	£7,196.53	£5,025.50	£3,792.02

Sep-22	Oct-22	Nov-22	Dec-22	Jan-23	Feb-23	Mar-23
£3,792.02	£2,535.91	£2,376.09	£2,033.03	£2,018.64	£3,175.05	£1,831.29
£661.43	£2,557.53	£621.23	£510.55	£1,162.40	£662.75	£957.59
£2,467.64	£2,206.75	£1,364.05	£1,379.24	£1,879.74	£1,260.54	£1,963.56
£0.00	£0.00	£0.00	£0.00	£0.00	£0.00	£0.00
£0.00	£0.00	£0.00	£0.00	£0.00	£0.00	£0.00
£0.00	£0.00	£0.00	£0.00	£0.00	£0.00	£0.00
£0.00	£0.00	£0.00	£0.00	£0.00	£0.00	£0.00
£0.00	£0.00	£0.00	£0.00	£0.00	£0.00	£6,776.38
£0.00	£0.00	£0.00	£0.00	£0.00	£0.00	£0.00
£857.00	£1,179.80	£650.93	£849.55	£1,050.90	£894.41	£1,410.00
£0.00	£0.00	£0.00	£0.00	£0.00	£0.00	£0.00
<b>£3,986.07</b>	<b>£5,944.08</b>	<b>£2,636.21</b>	<b>£2,739.34</b>	<b>£4,093.04</b>	<b>£2,817.70</b>	<b>£11,107.53</b>
1338.45	1338.45	227.45	0.00	1344.65	1344.45	2689.30
164.97	164.97	0.00	164.97	158.97	158.77	158.77
60.00	60.00	60.00	60.00	60.00	0.00	0.00
£0.00	£0.00	£0.00	£0.00	£0.00	£0.00	£0.00
1182.00	1182.00	1182.00	1182.00	0.00	1182.00	1182.00
38.09	36.02	0.00	87.95	41.48	33.96	52.23
£57.73	£57.73	£57.73	£57.73	£57.73	£57.73	£0.00
£0.00	£0.00	£0.00	£0.00	£0.00	£0.00	£0.00
77.88	29.97	82.71	80.07	123.92	41.38	18.77
£100.00	£0.00	£0.00	£0.00	£0.00	£0.00	£643.50
£0.00	£232.50	£0.00	£0.00	£0.00	£0.00	£0.00
629.08	1704.38	560.07	325.62	£255.80	408.14	1178.40
£0.00	£100.00	£0.00	£0.00	£0.00	£0.00	£0.00
£0.00	£0.00	£0.00	£0.00	£0.00	£0.00	£0.00
£0.00	£0.00	£0.00	£0.00	£0.00	£0.00	£0.00
£0.00	£0.00	£0.00	£0.00	£0.00	£0.00	£0.00
213.91	260.86	175.67	197.02	197.02	197.02	197.02
0.00	0.00	0.00	0.00	0.00	0.00	0.00
0.00	0.00	0.00	0.00	0.00	0.00	0.00
0.00	71.71	71.71	0.00	143.42	71.71	0.00
£0.00	£0.00	£0.00	£0.00	£0.00	£0.00	£0.00
120.00	£0.00	£0.00	£0.00	£0.00	£0.00	£0.00
0.00	£0.00	0.00	0.00	£0.00	£0.00	0.00
24.00	0.00	48.00	0.00	£48.00	24.00	24.00
516.68	492.42	448.48	502.11	448.73	262.92	872.86
55.00	91.00	65.45	55.00	55.00	55.00	70.00
£14.39	£14.39	£14.39	£14.39	£14.39	£74.38	£14.39
650.00	500.00	0.00	0.00	0.00	250.00	£0.00
£0.00	0.00	0.00	0.00	0.00	0.00	0.00
<b>£5,242.18</b>	<b>£6,103.90</b>	<b>£2,993.66</b>	<b>£2,726.86</b>	<b>£2,949.11</b>	<b>£4,161.46</b>	<b>7101.24</b>
<b>-£1,256.11</b>	<b>-£159.82</b>	<b>-£357.45</b>	<b>£12.48</b>	<b>£1,143.93</b>	<b>-£1,343.76</b>	<b>£4,006.29</b>

	£3,792.02	£2,535.91	£2,376.09	£2,018.64	£2,031.12	£3,175.05	£1,831.29
	£2,535.91	£2,376.09	£2,018.64	£2,031.12	£3,175.05	£1,831.29	£5,837.58

Apr-23	Total
£5,837.58	
£873.60	
£1,813.05	
£0.00	
£0.00	
£0.00	
£0.00	
£0.00	
£0.00	
£200.00	
£0.00	
<b>£2,886.65</b>	£54,436.68
0.00	
158.77	
0.00	
£0.00	
1182.00	
52.33	
£0.00	
£0.00	
39.46	
£419.00	
£0.00	
926.05	
£0.00	
£0.00	
£0.00	
£0.00	
216.06	
0.00	
0.00	
0.00	
0.00	
0.00	
0.00	
24.00	
354.79	
55.00	
£15.59	
2000.00	
0.00	
<b>£5,443.05</b>	<b>£62,193.04</b>
<b>-£2,556.40</b>	

	£5,837.58	
	£3,281.18	



**New Life Christian Fellowship Cashflow**  
**Fiscal Year 2023-2024**

	May-23	Jun-23	Jul-23	Aug-23	Sep-23
<b>Opening balance</b>	£2,619.57	£5,213.54	£4,452.79	£7,003.29	£6,805.23
<b>RECEIPTS</b>					
Tithes & Offerings Cash	£955.20	£490.08	£1,234.99	£377.07	£440.85
Tithes & Offerings Bank	£2,289.30	£1,450.90	£1,968.76	£1,913.87	£1,747.06
Building Contributions/Nehemiah	£0.00	£0.00	£0.00	£0.00	£0.00
Re. Magazine Sales	£0.00	£0.00	£0.00	£0.00	£0.00
Bookstore Sales	£0.00	£0.00	£0.00	£0.00	£0.00
Welfare Fund Collection	£0.00	£0.00	£0.00	£0.00	£0.00
Gift Aid	£1,849.79	£70.00	£1,093.41	£793.59	£443.97
Interest received- Savings account	£0.00	£0.00	£0.00	£0.00	£0.00
Faith Seed	£1,110.00	£530.00	£530.00	£620.00	£1,060.00
Other	£0.00	£0.00	£0.00	£0.00	£0.00
<b>Subtotal</b>	£6,204.29	£2,540.98	£4,827.16	£3,704.53	£3,691.88
<b>PAYMENTS</b>					
Salaries	£1,344.35	£1,344.65	£1,344.65	£1,344.65	£1,344.65
Tax & NIC	£158.77	£158.77	£158.77	£158.87	£158.77
Council Tax	£0.00	£0.00	£0.00	£62.00	£0.00
other Room Hire	£0.00	£0.00	£0.00	£0.00	£0.00
Rent	£1,182.00	£1,118.00	£1,118.00	£1,118.00	£1,118.00
Electricity	£61.02	£69.13	£68.55	£77.85	£62.22
Insurance	£62.68	£62.56	£62.56	£62.56	£62.56
Water	£0.00	£0.00	£0.00	£0.00	£0.00
Stationery	£131.47	£14.47	£14.47	£12.88	£123.68
Gifts/Guests	£323.00	£0.00	£150.00	£0.00	£150.00
Accommodation + Food+ Travel Cost	£317.51	£0.00	£258.22	£283.32	£323.14
Social Fellowship	£1,029.35	£220.84	£331.40	£600.54	£374.78
Pastoral	£381.05	£0.00	£0.00	£0.00	£0.00
Running Costs	£0.00	£0.00	£0.00	£0.00	£0.00
Building investment	£0.00	£0.00	£0.00	£0.00	£0.00
Conferences and Training	£0.00	£0.00	£0.00	£0.00	£0.00
Telephone	£184.64	£220.59	£238.43	£171.72	£163.13
Music & Praise Team	£51.64	£0.00	£0.00	£0.00	£60.00
PCCA/CCPAS	£0.00	£0.00	£0.00	£0.00	£0.00
Pension Scheme	£215.13	£143.42	£71.71	£0.01	£71.72
Loan	£0.00	£0.00	£0.00	£0.00	£0.00
Website	£0.00	£0.00	£0.00	£0.00	£0.00
Investments/Maintenance	£0.00	£0.00	£0.00	£0.00	£0.00
Account Fees	£0.00	£0.00	£0.00	£0.00	£0.00
Transport	£163.68	£37.72	£157.68	£218.51	£335.83
AOG Contributions	£55.00	£55.00	£55.00	£55.00	£55.00
Subscription	£15.59	£15.59	£15.59	£17.18	£17.18
Evangelism	£0.00	£150.00	£0.00	£20.00	£20.00
Other Misc Expenses	£207.07	£70.00	£0.00	£54.00	£0.00

<b>Subtotal</b>	<b>£3,610.32</b>	<b>£3,301.73</b>	<b>£2,276.57</b>	<b>£3,902.59</b>	<b>£3,890.34</b>
<b>Net Monthly Cashflow</b>	<b>£2,593.97</b>	<b>-£760.75</b>	<b>£2,550.50</b>	<b>-£198.06</b>	<b>-£198.46</b>
<i>Opening Balance</i>	£2,619.57	£5,213.54	£4,452.79	£7,003.29	£6,805.23
<i>Closing Balance</i>	£5,213.54	£4,452.79	£7,003.29	£6,805.23	£6,606.77

Oct-23	Nov-23	Dec-23	Jan-24	Feb-24	Mar-24	Apr-24	Total
£6,606.77	£9,120.28	£10,217.97	£9,574.08	£10,222.06	£11,995.17	£12,148.96	
£602.51	£916.50	£504.03	£508.00	£667.58	£876.50	£665.52	
£2,991.46	£1,883.73	£1,721.25	£2,000.00	£1,872.43	£1,927.92	£2,360.75	
£0.00	£0.00	£0.00	£0.00	£0.00	£0.00	£0.00	
£0.00	£0.00	£0.00	£0.00	£0.00	£0.00	£0.00	
£0.00	£0.00	£0.00	£0.00	£0.00	£0.00	£0.00	
£0.00	£0.00	£0.00	£0.00	£0.00	£0.00	£0.00	
£1,350.85	£322.46	£886.66	£855.31	£720.63	£786.49	£509.29	
£0.00	£0.00	£0.00	£0.00	£0.00	£0.00	£0.00	
£970.00	£460.00	£1,010.00	£940.05	£996.00	£160.00	£1,160.00	
£0.00	£0.00	£0.00	£0.00	£0.00	£0.00	£0.00	
<b>£5,914.82</b>	<b>£3,582.69</b>	<b>£4,121.94</b>	<b>£4,303.36</b>	<b>£4,256.64</b>	<b>£3,750.91</b>	<b>£4,695.56</b>	£51,594.76
£2,689.29	£0.00	£2,689.10	£1,354.58	£0.00	£1,354.58	£1,354.58	
£158.77	£158.77	£158.97	£158.77	£148.84	£148.84	£0.00	
£61.00	£62.00	£0.00	£0.00	£0.00	£0.00	£0.00	
£0.00	£0.00	£0.00	£0.00	£0.00	£0.00	£0.00	
£1,118.00	£1,118.00	£1,118.00	£1,140.00	£1,118.00	£1,118.00	£1,118.00	
£92.60	£97.61	£72.30	£90.38	£82.69	£57.44	£69.55	
£62.56	£62.56	£62.56	£62.56	£62.56	£0.00	£61.00	
£0.00	£0.00	£0.00	£0.00	£0.00	£0.00	£0.00	
£40.03	£12.88	£12.88	£20.87	£97.16	£5.49	£60.46	
£485.00	£60.00	£50.00	£170.00	£100.00	£0.00	£100.00	
£533.13	£369.56	£183.17	£139.77	£352.40	£433.32	£525.63	
£502.07	£463.46	£146.02	£181.82	£476.90	£300.73	£640.84	
£0.00	£0.00	£0.00	£0.00	£0.00	£0.00	£0.00	
£0.00	£0.00	£0.00	£0.00	£0.00	£0.00	£0.00	
£0.00	£0.00	£0.00	£0.00	£0.00	£0.00	£0.00	
£0.00	£0.00	£0.00	£0.00	£0.00	£0.00	£0.00	
£161.63	£161.63	£161.63	£161.63	£161.63	£161.63	£172.38	
£0.00	£0.00	£0.00	£0.00	£0.00	£0.00	£0.00	
£0.00	£0.00	£0.00	£0.00	£0.00	£0.00	£0.00	
£71.72	£71.72	£71.72	£71.72	£71.72	£71.72	£71.72	
£0.00	£0.00	£0.00	£0.00	£0.00	£0.00	£0.00	
£0.00	£0.00	£0.00	£0.00	£0.00	£0.00	£0.00	
£0.00	£0.00	£0.00	£0.00	£0.00	£0.00	£0.00	
£0.00	£0.00	£0.00	£0.00	£0.00	£0.00	£0.00	
£379.47	£161.37	£194.37	£47.97	£280.75	£323.69	£203.47	
£85.00	£55.00	£55.00	£55.00	£55.00	£55.00	£55.00	
£17.18	£17.18	£17.18	£17.18	£17.18	£15.59	£18.77	
£130.00	£0.00	£45.00	£310.00	£0.00	£0.00	£185.00	
£53.46	£0.00	£37.00	£0.00	£0.00	£0.00	£30.00	

<b>£3,401.31</b>	<b>£2,485.00</b>	<b>£4,765.83</b>	<b>£3,655.30</b>	<b>£2,483.53</b>	<b>£3,597.12</b>	<b>£2,595.70</b>	<b>£39,965.34</b>
<b>£2,513.51</b>	<b>£1,097.69</b>	<b>-£643.89</b>	<b>£648.06</b>	<b>£1,773.11</b>	<b>£153.79</b>	<b>£2,099.86</b>	
£6,606.77	£9,120.28	£10,217.97	£9,574.08	£10,222.06	£11,995.17	£12,148.96	
£9,120.28	£10,217.97	£9,574.08	£10,222.06	£11,995.17	£12,148.96	£14,248.82	