

Registered Charity Number: 1142636  
Registered Company Number: 07461119

# **OLD BOAT CORNER COMMUNITY ASSOCIATION LIMITED**

## **OLD BOAT CORNER COMMUNITY ASSOCIATION LIMITED (A Company Limited by Guarantee)**

**Financial Statements  
31 December 2021**

**Registered Company Number: 07461119  
Registered Charity Number: 1142636**

**OLD BOAT CORNER COMMUNITY ASSOCIATION LIMITED**  
**Financial Statements for the Year Ended 31 December 2021**

**CONTENTS PAGE**

|                                      | <b>Page</b> |
|--------------------------------------|-------------|
| Legal and Administrative information | 3           |
| Trustees' report                     | 4 – 9       |
| Independent Examiners' report        | 10 - 11     |
| Statement of financial activities    | 12          |
| Balance sheet                        | 13          |
| Notes                                | 14 – 21     |

## **OLD BOAT CORNER COMMUNITY ASSOCIATION LIMITED**

### **Legal and Administrative Information 31 December 2021**

**COMPANY REGISTERED NUMBER:** 07461119

**CHARITY REGISTERED NUMBER:** 1142636

**TRUSTEES / DIRECTORS:** Lisa Mytton  
Lucy Holmes  
Eloise Tuck  
Toby Bicknell  
Phillippa Smith – resigned 21 July 2021

**REGISTERED ADDRESS:** Old Boat Corner Community  
Centre  
Carden Park  
Carden Hill  
Brighton  
East Sussex  
BN1 8GN

**BANKERS:** RBS  
60 Castle Square  
Brighton  
BN1 1DX

**INDEPENDENT EXAMINER:** Rachel Balchin FCA  
Bulldog Accounting Ltd  
12 Brogdale Place  
Faversham  
Kent  
ME13 0AF

## **OLD BOAT CORNER COMMUNITY ASSOCIATION LIMITED**

### **Trustees Annual Report and Accounts 31 December 2021**

#### **ORGANISATIONAL STRUCTURE AND MANAGEMENT**

The Old Boat Corner Community Association is a charitable company limited by guarantee: it was incorporated on 6th December 2010 and registered as a charity on 29<sup>th</sup> June 2011. It was established under a Memorandum of Association, which describes the objects and powers of the charitable company; it is governed under its Articles of Association. Under those Articles, the Trustees are elected from amongst the membership of the Association at the Annual General Meeting.

#### **Trustees**

The following trustees remain unchanged from 2020 and were re/elected at the Annual General Meeting on July 20<sup>th</sup> 2021.

Lisa Mytton  
Toby Bicknell  
Lucy Holmes  
Eloise Tuck

The above are all Trustees and Company Directors.

#### **Governance and decision making**

Voluntary and not-for-profit associations and organisations which wish to support or further the aims of the Association may become affiliated groups on payment of an annual fee. Affiliated groups may nominate a representative to vote at general meetings.

The Trustees of the Association share the overall management of the Association and form the Management Committee which meets monthly and oversees the running of the centre. The Centre Manager, Reyna Kothari is charged with day to day running and decision making of the centre with guidance set by Trustees.

The duties and responsibilities of Trustees are explained to candidates before the elections at the AGM. The first Management Committee meeting after the AGM is largely taken up by an induction session for newly elected Trustees. Management Committee members are encouraged to attend appropriate training provided by local organisations and to refer to appropriate sources of information, in particular the Charities Commission website.

#### **OBJECTIVES AND ACTIVITIES**

##### **Objects**

The principal activity of the company and its charitable objects is that of: promoting the benefit of the inhabitants of the local area (Patcham Ward and Stanmer and Hollingbury Ward) by associating together the said inhabitants, the local authority, voluntary and other organisations in a common effort to advance education and to provide facilities in the interests of social welfare for recreation and leisure-time occupation with the object of improving the conditions of life for the said inhabitants; establishing a community centre and maintaining and managing the same in furtherance of the above objects.

## **OLD BOAT CORNER COMMUNITY ASSOCIATION LIMITED**

### **Trustees Annual Report and Accounts 31 December 2021 (continued)**

#### **How Old Boat Corner Community Association's activities deliver public benefit**

The main activity of the OBCCA is the management of Old Boat Corner Community Centre which provides facilities and amenities to the public which would not otherwise be available in the local area. As described in the following section on its activities, the Centre is well used by community groups and local residents.

#### **RISK REVIEW**

The Trustees have conducted their own review of the major risks to which the charity is exposed and systems have been established to mitigate those risks. Internal risks are minimised by the implementation of procedures for authorisation of all transactions and events and to ensure consistent quality of delivery for all operational aspects of the charity. These procedures are reviewed periodically to ensure that they still meet the needs of the charity.

#### **Challenges in 2021**

The Covid 19 Pandemic continued to affect the running of the centre throughout 2021, particularly the first half of the year. The centre was closed to the public for the first quarter and then slowly reopened in line with government guidance. From September the centre was fully open and thriving.

Besides the day to day and financial effect of the centre being closed and partially open, it has also made planning and budgeting for the coming year difficult and many estimations have needed to be made.

#### **Centre Manager and Staff**

The introduction of centre manager, Reyna Kothari in the later part of 2020 has enabled the centre to go from strength to strength through the year. We have seen positive outcomes of having a centre manager across many areas in the centre. Staff and volunteers have felt supported and have become more confident in their roles, training has been delivered and a strong sense of 'a team' has grown. Procedures and policies which were dated or not in place have been made relevant and communicated to all.

In addition the presence of a manager in the centre has had many benefits. Networking opportunities, partnerships and interest in hiring the centre has all increased. The community are treating the centre as a safe and enjoyable space to come to and this is encouraged by having familiar regular staff in place.

Reyna has been able to move forward on projects much quicker and more successfully by first hand seeing the need and how people use the centre. Having her in place has meant less opportunities are missed out on and more new opportunities identified.

The centre manager oversees 10 staff as of the end of 2021. These staff work largely in the cafe and also support volunteers to run our community programmes: Boatopia, Community Pantry and our Soft Play and play cafe.

## **OLD BOAT CORNER COMMUNITY ASSOCIATION LIMITED**

### **Trustees Annual Report and Accounts 31 December 2021 (continued)**

We consider that appointing a centre manager has been fundamental to the success of this year and have increased the role to full time hours from the beginning of 2022.

#### **Achievements in 2021**

Although a second difficult year for all, we remain proud to have been able to support members of the community throughout. The centre has grown from strength to strength and provides services and opportunities to people throughout our diverse community.

The increase in support for the community through projects such as an expanding community pantry and the introduction of Boatopia (charity shop) has been a huge success and valued by all. We have also increased what we offer to children with various activities including soft play, play trays and a homework club.

The cafe has grown significantly with an updated menu and a refit which together have made the cafe more welcoming with a high quality produce whilst remaining affordable. Financially the turn around from the cafe has been incredible and a huge achievement of 2021.

We have had our back kitchen fitted into a professional kitchen to enable us to grow community food projects in 2022.

Despite closures and different levels of opening due to government restrictions financially the centre has thrived and been supported with several grants to help from Covid 19 difficulties. The end of year finances puts us in a strong position to thrive in 2022 and offer more services and opportunities.

We deem our biggest achievement of 2021 to be the increased popularity and the high numbers of visitors we get each week. To hear that people are enjoying the centre, feeling supported by the services and to see it bustling with activities and people is the biggest reward for all of us.

#### **Activities**

##### **Various groups used the centre in 2021 and these are as follows:**

5th Patcham Brownies and Guides  
B-RIGHT-ON  
Basketball Brighton  
Electors Brighton Guide Depot  
Carden Tots Childminders Group Edge  
Girlguiding Sussex  
Hollingbury Library  
Little Learners  
Out of the Box  
PW Performers

## **OLD BOAT CORNER COMMUNITY ASSOCIATION LIMITED**

### **Trustees Annual Report and Accounts 31 December 2021 (continued)**

Sama Karate  
Sparks Basketball  
Tumble Tots

Drop in Soft Play

Dragon Head Fencing

Hollingbury library reopened during the year and ended the year fully opened. A new lease has been signed and the library will remain a part of the centre through 2022.

The café was opened to different levels through the first half of the year due to varying government restrictions but had a strong second half to the year, fully open and thriving. It is open consistently seven days a week 9am - 5pm

### **FINANCIAL REVIEW**

The financial statements are set out on pages 9 to 16. The financial statements have been prepared in accordance with Accounting and Reporting by Charities: Statement of Recommended Practice applicable to charities preparing their accounts in accordance with the Financial Reporting Standard applicable in the UK and Republic of Ireland (FRS 102) (effective 1 January 2015).

#### **Overview**

The year ended 31st December 2021 saw a substantial increase in both income and expenditure at the charity, reflecting a busy year. Total income of £144,724 (2020: £89,613) was received, including a substantial increase in revenue from lettings and room hire, resulting from the centre being open for a much greater proportion of 2021. There was also a significant increase in expenditure, with £129,193 being spent in year (2020: £59,711). This reflects the increased investment in the centre, with substantial refurbishment works taking place during the year in the kitchen and Café space. Overall, the charity recorded net income over expenditure of £15,531 (2020: £29,902) of which, after transfers, there was £1,529 net income over expenditure in restricted funds, and £14,002 of net income over expenditure in unrestricted funds.

The Charity received a total of £38,468 in respect of the pandemic (2020: £44,969), through a combination of business rate support from Brighton and Hove Council, and the Job Retention Scheme.

Restricted income received during the year comprised £2,000 from the Healthy Hollingbury Fund, of which £827 was distributed in grants during the period, and restricted donations for the Community Garden and Kitchen project. A further £5,000 was received from Brighton and Hove Council for the charity to distribute to households struggling as a result of COVID-19.

Total funds carried forward are £58,074 (2020: £42,543) of which £8,584 is restricted and £49,490 is unrestricted.

## **OLD BOAT CORNER COMMUNITY ASSOCIATION LIMITED**

### **Trustees Annual Report and Accounts 31 December 2021 (continued)**

#### **PLANS FOR THE FUTURE**

Plans on how to take the Centre forward include the following:

- Room Hire
  - Maximise room rental opportunities and pro activiely looking to fill empty slots.
  - To look at party packages and possibility increase what we can offer.
- Decrease expenditure:
  - Continue to work towards reducing the amount of electricity used. Look at green energy options and funding. Insulate loft areas.
- Staff
  - To ensure we are supporting staff in their roles and their wellbeing and ensure they have the tools needed.
  - Ensure training is given and updates when needed.
- Funding
  - We plan to target funding opportunities to large projects which we want to undertake eg community food projects and youth projects. We need to ensure we have the finances to sustain them.

#### Community projects

Building on the success of our community projects in 2021 we hope to increase and continue those already in place. We also want to focus on

- Building a youth club and other youth focused activities.
- Strengthening and having a consistent and regular community food programme.

**OLD BOAT CORNER COMMUNITY ASSOCIATION LIMITED**  
**Trustees Annual Report and Accounts 31 December 2021 (continued)**  
**STATEMENT OF TRUSTEES RESPONSIBILITIES**

The Trustees are responsible for preparing the financial statements in accordance with applicable law and United Kingdom Generally Accepted Accounting Practice.

Company law requires the Trustees to prepare financial statements for each financial year, which give a true and fair view of the state of the affairs of the company and of the results of the company for that period. In preparing these financial statements, the Trustees are required to

- select suitable accounting policies and then apply them consistently;
- make judgements and estimates that are reasonable and prudent;
- prepare the financial statements on the going concern basis unless it is not appropriate to presume that the company will continue in business.


The Trustees are responsible for maintaining proper accounting records which disclose with reasonable accuracy at any time the financial position of the charitable company and enables them to ensure that the financial statements comply with the Companies Act 2006.

They are

also responsible for safeguarding the assets of the charitable company and hence for taking reasonable steps for the prevention and detection of fraud and other irregularities.

This report has been prepared in accordance with the Statement of Recommended Practice – Accounting and Reporting by Charities and in accordance with the special provisions of Part 15 of the Companies Act 2006 relating to small companies.

Approved by the Trustees on *Wednesday 23rd March 2022* and signed on their behalf by:



Lucy Holmes  
(Director / Trustee)

## **OLD BOAT CORNER COMMUNITY ASSOCIATION LIMITED**

### **Independent Examiner's Report to the Trustees for the year ended 31 December 2021**

I report on the accounts of the company for the year ended 31 December 2021, which are set out on pages 12 to 21.

#### **Respective responsibilities of trustees and examiner**

The trustees (who are also the directors of the company for the purposes of company law) are responsible for the preparation of the accounts. The trustees consider that an audit is not required for this year under section 144(2) of the Charities Act 2011 (the 2011 Act) and that an independent examination is needed.

Having satisfied myself that the charity is not subject to audit under company law and is eligible for independent examination, it is my responsibility to:

- examine the accounts under section 145 of the 2011 Act;
- to follow the procedures laid down in the general Directions given by the Charity Commission under section 145(5)(b) of the 2011 Act; and
- to state whether particular matters have come to my attention.

#### **Basis of independent examiner's report**

My examination was carried out in accordance with the general Directions given by the Charity Commission. An examination includes a review of the accounting records kept by the charity and a comparison of the accounts presented with those records. It also includes consideration of any unusual items or disclosures in the accounts, and seeking explanations from you as trustees concerning any such matters. The procedures undertaken do not provide all the evidence that would be required in an audit and consequently no opinion is given as to whether the accounts present a 'true and fair view' and the report is limited to those matters set out in the statement below.

#### **Independent examiner's statement**

In connection with my examination, no matter has come to my attention:

(1) which gives me reasonable cause to believe that in any material respect the requirements:

- to keep accounting records in accordance with section 386 of the Companies Act 2006; and
- to prepare accounts which accord with the accounting records, comply with the accounting requirements of section 396 of the Companies Act 2006 or are not consistent with the Charities SORP (FRS102)


have not been met; or

**OLD BOAT CORNER COMMUNITY ASSOCIATION LIMITED**  
**Independent Examiner's Report to the Trustees for the year ended 31**  
**December 2021 - continued**

(2) to which, in my opinion, attention should be drawn in order to enable a proper understanding of the accounts to be reached.

Rachel Balchin FCA  
Bulldog Accounting Limited  
12 Brogdale Place  
Faversham  
Kent  
ME13 0AF

Signature.....



Date.....

23/3/22

# **OLD BOAT CORNER COMMUNITY ASSOCIATION LIMITED** **Statement of Financial Activities for the year ended 31 December 2021**

|                                       |             | Unrestricted<br>Funds | Restricted<br>Funds | Total<br>2021  | Unrestricted<br>Funds | Restricted<br>Funds | Total<br>2020 |
|---------------------------------------|-------------|-----------------------|---------------------|----------------|-----------------------|---------------------|---------------|
|                                       |             | £                     | £                   | £              | £                     | £                   | £             |
|                                       | <b>Note</b> |                       |                     |                |                       |                     |               |
| <b>Income from:</b>                   |             |                       |                     |                |                       |                     |               |
| Donations                             |             | 4,147                 | 680                 | 4,827          | 1,127                 | 3,500               | 4,627         |
| Charitable activities                 | 2           | 11,348                | 11,920              | 21,468         | 13,465                | 8,500               | 21,965        |
| Trading activities                    | 3           | 78,158                | -                   | 78,158         | 18,037                | -                   | 18,037        |
| Other income                          | 4           | 38,468                | -                   | 38,468         | 44,969                | -                   | 44,969        |
| Investment income                     |             | 1                     | -                   | 1              | 15                    | -                   | 15            |
| <b>Total</b>                          |             | <b>132,124</b>        | <b>12,600</b>       | <b>144,724</b> | <b>77,613</b>         | <b>12,000</b>       | <b>89,613</b> |
| <b>Expenditure from:</b>              |             |                       |                     |                |                       |                     |               |
| Charitable activities                 | 6           | 99,293                | 11,071              | 110,364        | 47,702                | 8,167               | 55,869        |
| Trading activities                    | 7           | 18,829                | -                   | 18,829         | 3,842                 | -                   | 3,842         |
| <b>Total</b>                          |             | <b>118,122</b>        | <b>11,071</b>       | <b>129,193</b> | <b>51,544</b>         | <b>8,167</b>        | <b>59,711</b> |
| <b>Net Income /<br/>(Expenditure)</b> |             | <b>14,002</b>         | <b>1,529</b>        | <b>15,531</b>  | <b>26,069</b>         | <b>3,833</b>        | <b>29,902</b> |
| Transfer                              |             | -                     | -                   | -              |                       |                     |               |
| <b>Net movement in<br/>funds</b>      |             | <b>14,002</b>         | <b>1,529</b>        | <b>15,531</b>  | <b>26,069</b>         | <b>3,833</b>        | <b>29,902</b> |
| <b>Reconciliation of<br/>funds:</b>   |             |                       |                     |                |                       |                     |               |
| Funds brought<br>forward              |             | 35,488                | 7,055               | 42,543         | 9,419                 | 3,222               | 12,641        |
| Funds carried<br>forward              |             | <b>49,490</b>         | <b>8,584</b>        | <b>58,074</b>  | <b>35,488</b>         | <b>7,055</b>        | <b>42,543</b> |

There have been no recognised gains or losses other than the result for the financial year and all surpluses or deficits have been accounted for on an historical cost basis.

The Statement of Financial Activities also complies with the requirements of an income and expenditure account under the Companies Act 2006

The notes on pages 14 to 21 form part of these financial statements.

## OLD BOAT CORNER COMMUNITY ASSOCIATION LIMITED

### Balance Sheet as at 31 December 2020


|   | Note | £             | 2021<br>£            | 2020<br>£     |
|---|------|---------------|----------------------|---------------|
| <b>Fixed Assets</b>                             | 8    | <b>19,016</b> |                      | 428           |
| <b>Current Assets</b>                           |      |               |                      |               |
| Debtors   | 9    | 3,220         | 2,307                |               |
| Cash at Bank and in Hand                        |      | <u>47,148</u> | <u>45,003</u>        |               |
|   |      | <b>50,368</b> | <b>47,310</b>        |               |
| <b>Current Liabilities</b>                      |      |               |                      |               |
| Creditors - Amounts falling due within one year | 10   | 11,310        | 5,195                |               |
| <b>Net Current Assets</b>                       |      |               | <b>39,058</b>        | 42,115        |
| <b>Net Assets</b>                               | 11   |               | <u><b>58,074</b></u> | <u>42,543</u> |
| <b>Represented by:</b>                          |      |               |                      |               |
| Unrestricted Funds                              | 12   |               | <b>49,490</b>        | 35,488        |
| Restricted Funds                                | 12   |               | <u><b>8,584</b></u>  | <u>7,055</u>  |
|   |      |               | <u><b>58,074</b></u> | <u>42,534</u> |

For the year ending 31<sup>st</sup> December 2021, the company was entitled to exemption from audit under Section 477 of the Companies Act 2006. The members have not required the company to obtain an audit of its financial statements for the year ended 31<sup>st</sup> December 2021 under Section 476 of the Companies Act 2006. The directors acknowledge their responsibilities for:

- ensuring that the company keeps accounting records which comply with Sections 386 and 387 of the Companies Act 2006,
- preparing financial statements that give a true and fair view of the state of affairs of the company as at the end of each financial year and of its profit and loss for each financial year in accordance with the requirements of Sections 394 and 395 and which otherwise comply with the Companies Act 2006 relating to financial statements, so far as applicable to the company.

The financial statements have been prepared in accordance to the special provisions of Part 15 of the Companies Act 2006 relating to small companies and with the Financial Reporting Standard applicable in the UK and Republic of Ireland (FRS 102) (effective 1 January 2015).

The financial statements on pages 10 to 17 were approved by the board of Directors on 23 March 2022 and were signed on its behalf by:

  
.....  
Lucy Holmes  
Director/Trustee

The notes on pages 14 to 21 form part of these financial statements.

## **OLD BOAT CORNER COMMUNITY ASSOCIATION LIMITED**

### **Notes to the Financial Statements for the Year Ended 31 December 2021**

#### ***1. Accounting Policies***

##### ***(a) Basis of preparation***

The financial statements have been prepared in accordance with Accounting and Reporting by Charities: Statement of Recommended Practice applicable to charities preparing their accounts in accordance with the Financial Reporting Standard applicable in the UK and Republic of Ireland (FRS102) (effective 1 January 2015) (Charities SORP (FRS 102)), the Financial Reporting Standard applicable in the UK and Republic of Ireland (FRS102) and the Companies Act 2006.

Assets and liabilities are initially recognised at historical cost or transaction value unless otherwise stated in the relevant accounting policy note(s).

The charity meets the definition of a public benefit entity under FRS 102.

These financial statements have been prepared on the going concern basis. The charity has sufficient reserves, and the trustees consider that there are no material uncertainties about the charity's ability to continue as a going concern.

##### ***(b) Accounting Convention***

The financial statements are prepared under the historical cost convention

##### ***(c) Grants Receivable***

Grants are recognised on an accruals basis, accounted for in relation to the period that they relate. Where grants have been received for capital items, the total grant has been disclosed in the SOFA and depreciation, in accordance with the accounting policies, has been charged against that income over the estimated useful economic life of the asset.

Where grants are received during the year under review but relate to a later period the amount is deferred under Grants in Advance in the Balance Sheet.

##### ***(d) Expenditure***

Resources expended are recognised in the period in which they are incurred. Resources expended include attributable VAT which cannot be recovered.

Resources expended are allocated to the particular activity where the cost relates directly to that activity. However, the cost of overall direction and administration on each activity, comprising the salary and overhead costs of the central function, is apportioned on a basis which is an estimate, based on the proportion of cost of each activity to the total cost of all activities.

##### ***(e) Depreciation***

Depreciation is provided on all tangible fixed assets of over £200 at rates calculated to write off the cost less estimated residual value on a straight line basis over their estimated useful lives as follows:

|                           |         |
|---------------------------|---------|
| Improvements to buildings | 4 years |
| Computer Equipment        | 3 years |
| Club Equipment            | 5 years |

Where the purchase of tangible fixed assets has been funded from restricted funding, the life of the asset has been depreciated over the duration of the funding period.

## OLD BOAT CORNER COMMUNITY ASSOCIATION LIMITED

### Notes to the Financial Statements for the Year Ended 31 December 2021 - continued

#### (f) Fund Accounting

The accounts distinguish between restricted and unrestricted funds. The former have been raised by the charity for specific purposes or are received from donors and are subject to restrictions on the purposes for which they may be used. Unrestricted funds are those where there are no externally imposed restrictions and are available for use at the discretion of the Trustees for expenditure on its objects or appropriated to reserves for internally designated purposes.

#### 2. Income from charitable activities

|                                  | Unrestricted<br>Funds | Restricted<br>Funds | Total<br>2021 | Total<br>2020 |
|----------------------------------|-----------------------|---------------------|---------------|---------------|
| <u>Grants:</u>                   | £                     | £                   | £             | £             |
| Trust for Developing Communities | -                     | 2,000               | 2,000         | 2,000         |
| – Healthy Hollingbury Fund       |                       |                     |               |               |
| Brighton & Hove City Council     | 11,348                | 9,000               | 20,348        | 13,465        |
| Sussex Police                    | -                     | 500                 | 500           | -             |
| The Soil Association             | -                     | 150                 | 150           | -             |
| One Church – CHOMP               | -                     | 270                 | 270           | -             |
| Pride Foundation                 | -                     | -                   | -             | 1,500         |
| Chalk Cliff Trust                | -                     | -                   | -             | 5,000         |
|                                  | <u>11,348</u>         | <u>11,920</u>       | <u>21,468</u> | <u>21,965</u> |

#### 3. Income from trading activities

|                    | Unrestricted<br>Funds | Restricted<br>Funds | Total<br>2021 | Total<br>2020 |
|--------------------|-----------------------|---------------------|---------------|---------------|
| Fundraising Events | 1,845                 | -                   | 1,845         | -             |
| Hire and lettings  | 28,581                | -                   | 28,581        | 9,929         |
| Café income        | 47,732                | -                   | 47,732        | 8,108         |
|                    | <u>78,158</u>         | <u>-</u>            | <u>78,158</u> | <u>18,037</u> |

#### 4. Other Income

|                              | Unrestricted<br>Funds | Restricted<br>Funds | Total<br>2020 | Total<br>2019 |
|------------------------------|-----------------------|---------------------|---------------|---------------|
| <u>COVID Support:</u>        | £                     | £                   | £             | £             |
| Brighton & Hove City Council |                       |                     |               |               |
| - Business rates support     | 28,057                | -                   | 28,057        | 25,000        |
| - Other                      | -                     | -                   | -             | 2,000         |
| HMRC: Job Retention Scheme   | 10,411                | -                   | 10,411        | 17,969        |
|                              | <u>38,468</u>         | <u>-</u>            | <u>38,468</u> | <u>44,969</u> |

**OLD BOAT CORNER COMMUNITY ASSOCIATION LIMITED**  
**Notes to the Financial Statements for the Year Ended 31 December 2021 –**  
**continued**

**5. *Net movement in funds***

|                                | <b>2021</b>  | 2020  |
|--------------------------------|--------------|-------|
|                                | <b>£</b>     | £     |
| This is stated after charging: |              |       |
| Depreciation                   | <b>1,598</b> | 122   |
| Independent examiner's fees    | <b>650</b>   | 600   |
|                                | <hr/>        | <hr/> |

# **OLD BOAT CORNER COMMUNITY ASSOCIATION LIMITED** **Notes to the Financial Statements for the Year Ended 31 December 2021 - continued**

## **6. Resources expended - Charitable activities**

|   | Unrestricted<br>Funds<br>£ | Restricted<br>Funds<br>£ | Total<br>2021<br>£ | Total<br>2020<br>£ |
|---|----------------------------|--------------------------|--------------------|--------------------|
| <u>Project Costs</u>                    |                            |                          |                    |                    |
| Community Kitchen                       | 904                        | 560                      | 1,464              | 6,440              |
| Community Garden                        | -                          | 3,032                    | 3,032              | 400                |
| Household Support – COVID               | 853                        | 5,000                    | 5,853              | -                  |
| Winter COVID fund                       | 6,275                      | -                        | 6,275              | -                  |
| Healthy Hollingbury Fund                | -                          | 872                      | 872                | 1,327              |
| Food                                    | 683                        | -                        | 683                | -                  |
| CHOMP                                   | -                          | 77                       | 77                 | -                  |
| <b>Total Project Costs</b>              | <b>8,715</b>               | <b>9,541</b>             | <b>18,256</b>      | <b>8,167</b>       |
| <u>Direct costs</u>                     |                            |                          |                    |                    |
| Children's toys and play equipment      | -                          | 350                      | 350                | -                  |
| Performance Costs                       | 270                        | 680                      | 950                | -                  |
| Staff costs                             | 65,642                     | -                        | 65,642             | 34,322             |
| Rent                                    | -                          | -                        | -                  | 188                |
| Building rates                          | -                          | -                        | -                  | 492                |
| Water rates                             | (248)                      | -                        | (248)              | 2,069              |
| Insurance                               | 1,701                      | -                        | 1,701              | 1,512              |
| Light and heat                          | 6,513                      | -                        | 6,513              | 2,574              |
| Maintenance, repairs and fire safety    | 4,972                      | -                        | 7,972              | 2,030              |
| Cleaning and refuse collection          | 306                        | -                        | 306                | 836                |
| Licences                                | 147                        | -                        | 147                | (21)               |
| Subscriptions                           | 1,111                      | -                        | 1,111              | -                  |
| Equipment and resources                 | 1,583                      | 500                      | 2,083              | 124                |
| Depreciation                            | 1,598                      | -                        | 1,598              | 122                |
| Sundries                                | 35                         | -                        | 35                 | -                  |
| <b>Total Direct Costs</b>               | <b>83,630</b>              | <b>1,530</b>             | <b>85,160</b>      | <b>48,089</b>      |
| <u>Support costs</u>                    |                            |                          |                    |                    |
| Office supplies                         | 1,757                      | -                        | 1,757              | 321                |
| Advertising & Marketing                 | 102                        | -                        | 102                | -                  |
| I.T. expenses                           | 1,327                      | -                        | 1,327              | 134                |
| Telephone                               | 1,009                      | -                        | 1,009              | 1,247              |
| Bank & credit card fees                 | 69                         | -                        | 69                 | 320                |
| Accountancy and independent examination | 1,214                      | -                        | 1,214              | 899                |
| Consultancy fees                        | 110                        | -                        | 110                | 534                |
| Legal expenses                          | 1,360                      | -                        | 1,360              | -                  |
| <b>Total Support Costs</b>              | <b>6,948</b>               | <b>-</b>                 | <b>6,948</b>       | <b>3,455</b>       |
| <b>TOTAL CHARITABLE ACTIVITIES</b>      | <b>99,293</b>              | <b>11,071</b>            | <b>110,364</b>     | <b>59,711</b>      |

# **OLD BOAT CORNER COMMUNITY ASSOCIATION LIMITED** **Notes to the Financial Statements for the Year Ended 31 December 2021 -** **continued**

## **7. Resource expended – Trading activities**

|                                 | Unrestricted<br>Funds<br>£ | Restricted<br>Funds<br>£ | Total<br>2021<br>£ | Total<br>2020<br>£ |
|---------------------------------|----------------------------|--------------------------|--------------------|--------------------|
| Café items                      | 18,829                     | -                        | 18,829             | 3,842              |
| <b>TOTAL TRADING ACTIVITIES</b> | <b>18,829</b>              | <b>-</b>                 | <b>18,829</b>      | <b>3,842</b>       |

## **8. Staff Costs**

|                                 | 2021<br>£     | 2020<br>£     |
|---------------------------------|---------------|---------------|
| Wages and Salaries              | 63,731        | 32,543        |
| Social Security Costs           | -             | -             |
| Pension Costs                   | 602           | 204           |
| Temporary staff and contractors | -             | 1,440         |
| Other staff costs               | 1,309         | 135           |
|                                 | <u>65,642</u> | <u>34,322</u> |

The average number of persons employed by the company during the year was 9 (2020: 5)

Old Boat Corner Community Association Limited considers that the key management personnel comprise the Board of Trustees.

## **9. Trustees' Remuneration and Reimbursed Expenses**

None of the Trustees have received remuneration during the year or any other form of benefit.  
£NIL was paid to Trustees during the period for Board meeting expenses; (2020: £Nil).

## **10. Tangible Fixed Assets**

|                          | Computer<br>Equipment | Kitchen &<br>Café<br>Equipment | Plant &<br>Machinery | Total         |
|--------------------------|-----------------------|--------------------------------|----------------------|---------------|
| <b>Cost or valuation</b> |                       |                                |                      |               |
| At 1 January 2021        | 550                   | -                              | -                    | 550           |
| Additions                | 432                   | 19,395                         | 359                  | 20,186        |
| At 31 December 2021      | <u>982</u>            | <u>19,395</u>                  | <u>359</u>           | <u>20,736</u> |
| <b>Depreciation</b>      |                       |                                |                      |               |
| At 1 January 2021        | 122                   | -                              | -                    | 122           |
| Charge for the year      | 283                   | 1,297                          | 18                   | 1,598         |
| At 31 December 2021      | <u>405</u>            | <u>1,297</u>                   | <u>18</u>            | <u>1,720</u>  |
| <b>Net book value</b>    |                       |                                |                      |               |
| At 31 December 2020      | <u>425</u>            | <u>-</u>                       | <u>-</u>             | <u>428</u>    |
| At 31 December 2021      | <u>577</u>            | <u>18,098</u>                  | <u>341</u>           | <u>19,016</u> |

# **OLD BOAT CORNER COMMUNITY ASSOCIATION LIMITED** **Notes to the Financial Statements for the Year Ended 31 December 2021 - continued**

## **11. Debtors**

|               | 2021         | 2020         |
|---------------|--------------|--------------|
|               | £            | £            |
| Prepayments   | 150          | -            |
| Other Debtors | 3,070        | 2,307        |
|               | <u>3,220</u> | <u>2,307</u> |

## **12. Creditors: Amounts falling due within one year**

|                      | 2021          | 2020         |
|----------------------|---------------|--------------|
|                      | £             | £            |
| Trade creditors      | 2,618         | 457          |
| Deposits – room hire | 1,450         | 503          |
| HMRC PAYE and NIC    | -             | 297          |
| Pensions Payable     | -             | 84           |
| Accruals             | 7,242         | 3,854        |
|                      | <u>11,310</u> | <u>5,195</u> |

## **13. Analysis of Net Assets between Funds**

|                    | <b>Tangible Fixed Assets</b> | <b>Net Current Assets</b> | <b>Total 2021</b> |
|--------------------|------------------------------|---------------------------|-------------------|
|                    | £                            | £                         | £                 |
| Restricted Funds   | -                            | 8,584                     | 8,584             |
| Unrestricted Funds | 19,016                       | 30,474                    | 49,490            |
|                    | <u>19,016</u>                | <u>39,058</u>             | <u>58,074</u>     |

|                    | <b>Tangible Fixed Assets</b> | <b>Net Current Assets</b> | <b>Total 2020</b> |
|--------------------|------------------------------|---------------------------|-------------------|
|                    | £                            | £                         | £                 |
| Restricted Funds   | -                            | 7,055                     | 7,055             |
| Unrestricted Funds | 428                          | 35,060                    | 35,488            |
|                    | <u>428</u>                   | <u>42,115</u>             | <u>42,543</u>     |

# **OLD BOAT CORNER COMMUNITY ASSOCIATION LIMITED** **Notes to the Financial Statements for the Year Ended 31 December 2021 -** **continued**

## **14. Movement in Funds**

|  | Balance<br>1 Jan<br>2021          | Income         | Expenditure        | Transfers        | Balance<br>31 Dec<br>2021          |
|--|-----------------------------------|----------------|--------------------|------------------|------------------------------------|
|  | £                                 | £              | £                  | £                | £                                  |
| <b>Restricted Funds</b>  |                                   |                |                    |                  |                                    |
| Trust for Developing Communities –<br>Community event          | 1,031                             | -              | -                  | -                | <b>1,031</b>                       |
| Trust for Developing Communities –<br>Healthy Hollingbury Fund | 673                               | 2,000          | 872                | -                | <b>1,801</b>                       |
| Community Garden Access  | 2,600                             | 4,150          | 3,032              | -                | <b>3,718</b>                       |
| Community Kitchen Project                                      | 60                                | 500            | 560                | -                | -                                  |
| One Church: CHOMP  | -                                 | 270            | 77                 | -                | <b>193</b>                         |
| Household Support Fund: COVID                                  | -                                 | 5,000          | 5,000              | -                | -                                  |
| Musical Performance  | -                                 | 680            | 680                | -                | -                                  |
| Patcham United Defibrillation Machine                          | 500                               | -              | 500                | -                | -                                  |
| Sussex Community Foundation                                    | 172                               | -              | -                  | -                | <b>172</b>                         |
| Children's toys and play equipment                             | 868                               | -              | 350                | -                | <b>518</b>                         |
| Cleft Memorial Fund  | 1,151                             | -              | -                  | -                | <b>1,151</b>                       |
|  | <b>7,055</b>                      | <b>12,600</b>  | <b>11,071</b>      | <b>-</b>         | <b>8,584</b>                       |
|  | <b>Balance<br/>1 Jan<br/>2021</b> | <b>Income</b>  | <b>Expenditure</b> | <b>Transfers</b> | <b>Balance<br/>31 Dec<br/>2021</b> |
| <b>Unrestricted Funds</b>                                      |                                   |                |                    |                  |                                    |
| General  | 32,988                            | 132,124        | 118,122            | -                | <b>46,990</b>                      |
| Designated   | 2,500                             | -              | -                  | -                | <b>2,500</b>                       |
|  | <b>35,488</b>                     | <b>132,124</b> | <b>118,122</b>     | <b>-</b>         | <b>49,490</b>                      |
| <b>Total Funds</b>   | <b>42,543</b>                     | <b>144,724</b> | <b>129,193</b>     | <b>-</b>         | <b>58,074</b>                      |

## **Previous year**

|  | Balance<br>1 Jan<br>2020 | Income        | Expenditure    | Transfers | Balance<br>31 Dec<br>2020 |
|--|--------------------------|---------------|----------------|-----------|---------------------------|
|  | £                        | £             | £              | £         | £                         |
| <b>Restricted Funds</b>  |                          |               |                |           |                           |
| Trust for Developing Communities –<br>Community event          | 1,031                    | -             | -              | -         | <b>1,031</b>              |
| Trust for Developing Communities –<br>Healthy Hollingbury Fund | -                        | 2,000         | (1,327)        | -         | <b>673</b>                |
| Community Garden Access  | -                        | 3,000         | (400)          | -         | <b>2,600</b>              |
| Community Kitchen Project                                      | -                        | 6,500         | (6,440)        | -         | <b>60</b>                 |
| Patcham United Defibrillation Machine                          | -                        | 500           | -              | -         | <b>500</b>                |
| Sussex Community Foundation                                    | 172                      | -             | -              | -         | <b>172</b>                |
| Children's toys and play equipment                             | 868                      | -             | -              | -         | <b>868</b>                |
| Cleft Memorial Fund  | 1,151                    | -             | -              | -         | <b>1,151</b>              |
|  | <b>3,222</b>             | <b>12,000</b> | <b>(8,167)</b> | <b>-</b>  | <b>7,055</b>              |

**OLD BOAT CORNER COMMUNITY ASSOCIATION LIMITED**  
**Notes to the Financial Statements for the Year Ended 31 December 2021 -**  
**continued**

***15. Movement in Funds (continued)***

|                           |               |               |                 |          |               |
|---------------------------|---------------|---------------|-----------------|----------|---------------|
| <b>Unrestricted Funds</b> |               |               |                 |          |               |
| General                   | 6,919         | 77,613        | (51,544)        | -        | <b>32,988</b> |
| Designated                | 2,500         | -             | -               | -        | <b>2,500</b>  |
|                           | 9,419         | 77,613        | (51,544)        | -        | <b>35,488</b> |
| <b>Total Funds</b>        | <b>12,641</b> | <b>89,613</b> | <b>(59,711)</b> | <b>-</b> | <b>42,543</b> |

***12. Related party transactions***

Reyna Kothari was appointed as Centre Manager on an 18 month fixed term contract from October 2020. Ms Kothari had previously been a Trustee of the organisation and resigned on 14 July 2020. This contract has been extended into 2022 and made a full time position.

There were no other related party transactions in the year ended 31 December 2021