

MAGDALEN COLLEGE

Annual Report and Financial Statements
Year ended 31 July 2022

Charity Registration No. 1142149

Message from the President

I am pleased to present the 2022 annual report and financial statements for Magdalen College. The 2021/22 financial year marked a return to normal life at Magdalen. Tutorials, lectures, and most exams were held in person again, and there was a renewed enthusiasm for College life amongst the students.

We were once again able to meet members of the Magdalen community on visits to the US and London, and meet many more at alumni dinners, gaudies, lectures, garden parties, and other events at College. Thanks to the generosity of one Magdalen member, we held a party for students, staff, and Fellows (The Wilde Party), and we celebrated May Morning in person for the first time since the pandemic; it was wonderful to hear the Choir sing at dawn from the top of the Great Tower again.

Over the year, we held a total of 144 access and outreach events with over 4,300 participants, including our first in-person Open Days for two years and our Law at Magdalen Programme. Teachers and Year 10 pupils from four state schools also came to Magdalen in April for the Coram Shakespeare Schools Foundation festival: a two-day residential programme that culminated in performances of four abridged Shakespeare plays in our auditorium. We also held our fourth Pathway to Success leadership and development residential.

With the disruption finally behind us, we were able to launch our new ten-year College strategy. The strategy will evolve over time, with much still at the planning stage. However, we have already begun to implement some of our key goals. This year, we have been able to offer 23 new graduate scholarships, funded by our increased endowment and by generous donations from our alumni. This is the first step in our plan to expand the number of new scholarships to around 60 over the next three years, at an annual cost to the College of over £1 million. This will be the most significant single investment in post-graduate study and research in the College's history.

Student support and welfare continue to be key priorities for the College. Last year we distributed £1.14m to students in bursaries, scholarship, and student support payments, and we have redesigned our College welfare provision. The College now has the benefit of a dedicated Welfare Dean, in addition to our Senior Dean of Arts and Dean for Discipline.

We have begun to make progress in implementing our plans to redevelop the College Estate to provide beautiful and practical accommodation and teaching spaces for undergraduates, and to develop a new social hub in the heart of the College. The ambition of our strategy has been made possible by (the generosity of our donors and) an increase in the value of our endowment following the creation of a joint venture with GIC, the Singapore Sovereign Wealth Fund, for further development of The Oxford Science Park, the College's largest single asset.

So I am pleased to end by reporting that the College ends the financial year with a strengthened financial position that, from 2022/23, will generate a growing income stream to fund College activities and meet the challenges of the current inflationary environment. It will also enable the College to deliver its primary focus for the next decade of continuing to enhance both the excellence of the education we provide and the cohesion, inclusiveness and sustainability of our community.

Dinah Rose KC

MAGDALEN COLLEGE
Annual Report and Financial Statements
Contents

	Page
Report of the Governing Body	2
Membership of the Governing Body, Committee Membership and College Advisors	14
Statement of Accounting and Reporting Responsibilities	17
Auditor's Report	18
Statement of Accounting Policies	22
Consolidated Statement of Financial Activities	27
Consolidated and College Balance Sheets	28
Consolidated Statement of Cash Flows	29
Notes to the Financial Statements	30

The Members of the Governing Body, who act as the Charity Trustees, present their Annual Report for the year ended 31 July 2022 in accordance with the Charities Act 2011, together with the audited financial statements for the year.

1. REFERENCE and ADMINISTRATIVE INFORMATION

The College of St Mary Magdalen in the University of Oxford ("the University"), which is known as Magdalen College ("the College"), is a chartered charitable corporation aggregate. It was founded in 1458 by William Waynflete, Bishop of Winchester.

The College was registered with the Charity Commission on 27 May 2011 (registered number 1142149).

The names of all Members of the Governing Body at the date of this report and of those in office during the year, together with details of the advisers of the College, are given on pages 14 to 16.

2. STRUCTURE, GOVERNANCE and MANAGEMENT

a. Governing Documents

The College is governed by its Statutes dated 7 March 2018.

b. Governing Body

The Governing Body is constituted and regulated in accordance with the College statutes, the terms of which are enforceable ultimately by the Visitor, who is the Bishop of Winchester. The Governing Body is self-appointing.

The Governing Body sets the strategic direction of the College and regulates its administration and the management of its finances and assets. It meets regularly under the chairmanship of the President and is advised by its standing committees.

c. Recruitment and Training of Members of the Governing Body

New Members of the Governing Body are recruited through open competition to advertised posts or through promotion, and are elected on the basis of their abilities in teaching, research or administration. They are inducted into the workings of the College, including Governing Body policy and procedures, by the President, other College Officers and assigned mentors, and are encouraged to attend internal and external trustee training and information courses to keep them informed about regulatory requirements and current issues in the sector.

d. Remuneration of Members of the Governing Body and Senior College Staff

Members of the Governing Body who are fellows are teaching, research or administrative employees of the College and/or the University and receive no remuneration or benefits from their trusteeship of the College. Those trustees that are also employees of the College receive remuneration for their work as employees of the College which is set based on the advice of the College's remuneration committee, which consists of seven elected members including no more than one person who either is a stipendiary fellow or (not being a fellow) is remunerated by the College. Where appropriate, remuneration is set in line with that awarded to the University's academic staff.

e. Organisational Management

The Governing Body normally meets eleven times a year. Standing committees of the Governing Body develop policies for approval by the full Governing Body and subsequently monitor their implementation. The duties and membership of the standing committees are described in detail in the statutes and bylaws of the College. The main standing committees and their areas of responsibility are:

Tutorial Board; academic matters including the selection and appointment of tutorial fellows and lecturers, and the admission, instruction, support and discipline of junior members of the College.

Bursarial Committee; all financial matters relevant to the College including the preparation of budgets, monitoring actual income and expenditure through management accounts and oversees the management of financial risk.

Investment Committee; policy for the investment of endowment and other assets and overseeing the management of these assets in a manner consistent with approved policy.

Development and Alumni Relations Committee; objectives and strategies for fundraising and alumni relations.

Chapel and Choir Committee; matters connected with the chapel and choir.

Human Resources Committee; ensuring that the College operates in compliance with the law and best practice in employment matters.

Libraries and Archives Committee; matters concerning the libraries and archives.

Fellowship Committee; matters relating to fellowship appointments.

Remuneration Committee; matters relating to remuneration and benefits payable to fellows in accordance with the College statutes.

The day-to-day management of the College is delegated to its main officers: The President (Ms D G L Rose), Vice President (Prof. N Stargardt), Senior Tutor (Dr M P Pobjoy), CFO & Bursar (Mr N Brown), Home Bursar (Mr A Ray) and Development Director (Mr S Rainey). The Dean of Divinity (Revd Dr A Bowyer) is responsible for the Chapel and the Librarian (Dr Lucy Gwynn) for the Library and Archives.

f. Group Structure and Relationships

At 31 July 2022, the College had the following subsidiary companies and connected bodies:

- The Oxford Science Park Limited is a wholly owned trading subsidiary of Magdalen College. Its principal activities are the management of the Oxford Science Park and related property development. The company's annual profits are donated to the College under the Gift Aid Scheme.
- The Oxford Science Park (Properties) Limited is a 60% owned subsidiary; a real estate investment trust to which the College's assets at the Oxford Science Park were leased in 2021 for a term of 155 years. The company collects rent from income producing assets and continues to develop new facilities at the Park.
- Magdalen College Trading Limited is a wholly owned trading subsidiary of Magdalen College. It undertakes general trading activities, including providing conference facilities and operating a visitor scheme at the College and providing accommodation for old members visiting the College. The company's annual profits are donated to the College under the Gift Aid Scheme.
- Magdalen College Educational Conferences Limited is a company limited by guarantee. Its principal activity is the provision of conference facilities at the College.
- Magdalen College Development Trust is a charitable trust. The trust was established primarily as a fundraising body to meet the needs of the College and to support the College on fundraising strategy, projects and execution.
- Magdalen Development Company Limited is a wholly owned subsidiary of Magdalen College. Its principal activity is property development.

The College is part of the collegiate University. Material interdependencies between the University and the College arise as a consequence of this relationship.

3. OBJECTIVES and ACTIVITIES

a. Charitable Objects and Aims

The College's objects, described in its statutes, are:

- (a) to further study, learning, education and research and to be a College within the University of Oxford wherein men and women may carry out advanced study and research (described in the Statutes as learning and education);
- (b) to provide for public worship through the provision, support and maintenance of a chapel and choir; and
- (c) insofar as it is not incompatible with objects (a) and (b), the advancement of the arts, heritage, culture and science for the benefit of the public.

b. Aims for the Public Benefit

The Governing Body has considered the Charity Commission's guidance on public benefit and in keeping with its objects, the College's aims for the public benefit are:

- to admit undergraduate and graduate students of the highest academic standard;
- to provide the best education and facilities for undergraduate and graduate students to enable them to fulfil their potential as effective and productive members of society;
- to provide support and facilities for study and research by students and fellows;
- to support students financially through the provision of scholarships, bursaries, grants and allowances;
- to support the College choir and provide for public worship in the College chapel; and
- to preserve the College buildings and grounds for the benefit of current and future members of the College and members of the public who may visit the College.

Although the Members of the College, both students and academic staff, are the primary beneficiaries and are directly engaged in study, learning, education or research, there are many other beneficiaries. These include students and academic staff from other Colleges within the University and from the University more broadly, visiting academics from other institutions of higher education, visiting students and schoolchildren, and the general public. The output from research undertaken by students and fellows in the sciences, social sciences and humanities provides exceptional long-term public benefit.

The College's subsidiary companies help finance the achievement of the College's aims, described above.

c. Activities and Objectives of the College

The College's activities are focused on furthering its stated objects and aims for the public benefit. The principal activities of the College are study, learning, education and research. The College admits undergraduates for courses at the University and accepts graduates admitted by the University.

In conjunction with the University, the College provides a world-class education through small-group teaching and academic supervision for undergraduates. Tutorial teaching is provided by fellows with international research reputations in all the subjects studied by the College's undergraduates. This provision is reinforced by the appointment of stipendiary and retained lecturers and additional tutors. The College makes available seminars, lectures and other academic gatherings for all students.

MAGDALEN COLLEGE

Report of the Governing Body

Year ended 31 July 2022

The College provides a specialist choral musical education for its choral students, who, together with the choristers of Magdalen College School, make up the College's internationally renowned choir.

The College provides academic advisers for graduate students to assist each student's academic development. For those graduates who are clinical medical students, the College also provides clinical teaching.

The College aims to support research of the highest international quality carried out and published by Fellows and graduate students. The appointment of junior research fellows (fellows by examination) and visiting fellows also furthers this aim. The College directly supports the work of its fellows and students by providing study space and library facilities, encouraging interaction across academic disciplines and making funding available for attendance at national and international conferences, field trips and research materials. In addition, the College has several seminar rooms and an excellent auditorium that can accommodate up to 160 people, facilities that may also be used by groups from outside the College.

The College maintains five libraries, delivering essential resources for students and fellows, other members of the University, visiting scholars and researchers, as well as members of the public. There is also an extensive and valuable collection of archives dating back to the twelfth century. A full-time professional archivist is employed who assists academics and members of the public with their enquiries. The College provides internet connectivity to all its members and staff and maintains an informative website.

The College provides living accommodation for all its undergraduates and guarantees at least two years' accommodation for its graduates. Some fellows live in College and all tutorial fellows have an appropriate teaching room in College. Welfare support for all students is offered by the Deans of Arts, the Dean of Divinity, the Tutor for Equality and Diversity, the Tutor for Welfare, fellows and other members of the College staff.

Students are encouraged to take part in extra-curricular activities, and excellent facilities are available in College for this purpose, particularly for sports, music and theatre. Student participation in societies in the College and University is also encouraged.

The College's strategic plan for the period 2021 - 2031, includes its vision as a welcoming and inclusive community of scholars, dedicated to world-leading teaching and research, and to the advancement of the public good. Three goals were identified in the plan: excellence, broadly defined; enhancing the community; and contributing to the wider public good. The College's estates masterplan will consider the optimum use of the College site and its immediate surroundings. The College has agreed to expand the number of graduate students by about 100 over the next decade, while ensuring that graduate places are fully funded, and to provide excellent new student accommodation and community facilities. It has also agreed to continue to prioritise its access and outreach activities, to ensure that it attracts those with the greatest potential to benefit from and contribute to the opportunities the College offers, and to provide enhanced support for the tutorial system.

d. Equality of Opportunity

The College is committed to equality of opportunity in its selection and appointment processes. The focus of the College is strongly academic, so students and academic staff must satisfy high academic entry requirements. The College admits to student places those who have the highest potential for benefiting from the education provided by the College and the University, and appoints to academic positions those who are able to contribute most to the academic excellence of the College and the University. The College's objects are not restricted by geography, age or religious affiliation. Students and staff are drawn from across the UK and internationally; there are no age restrictions in the College's objects; and members of the College have a wide variety of faith traditions or none.

To help raise educational aspiration and attract outstanding candidates who might not otherwise have considered applying, the College supports various outreach activities, including visits to schools, visits by schools to the College, open days, and the provision of guidance and information on the College website for prospective applicants. The College and the University jointly provide Oxford Bursaries (a scheme approved by the Office for Fair Access), to help support undergraduate students with limited financial means. The College also operates a Student Support Fund to assist any of its students who experience financial hardship, and supports all its students through travel and research grants (see section 4c for details). The College continues to promote equality of opportunity through delivery of the objectives in its outreach strategy for the period 2018-23 (see section 4a for details).

4. ACHIEVEMENTS AND PERFORMANCE

a. Academic

The student population of the College consisted of 413 undergraduates, undertaking a mixture of three- and four-year courses, and 235 graduates, of whom 87 were studying for degrees in clinical medicine (32) or taught master's degrees (55) and 148 were undertaking research for doctorates.

In their Final Examinations, 43 out of 106 finalists gained first class honours. Of the 112 students sitting the first public examination, 39 achieved distinctions or first-class results. Eighteen graduates who completed taught courses achieved distinctions in their final examinations. Many University prizes and awards were won by undergraduates and graduates of the College.

The main achievements of the College in the year under review include the following:

Magdalen Fellows published numerous research papers, books, and other original works during the academic year. Fellows' research was recognised with a range of awards.

Magdalen Fellow Lucy Bowes has been awarded the title of Professor of Developmental Psychopathology in the 2021 University of Oxford Recognition of Distinction awards.

Emeritus Fellow Professor David Rodney (Roger) Heath-Brown received the Sylvester Medal for his many important contributions to the study of prime numbers and solutions to equations in integers.

Professor Simon Gilson, Magdalen Fellow and Agnelli-Serena Professor of Italian Studies at the University of Oxford, has been made a Fellow of the British Academy.

Professor Constantin Coussios FREng, Director of the Oxford Institute of Biomedical Engineering and Professorial Fellow in Engineering Science, has been awarded an OBE for services to Biomedical Engineering in the Queen's Birthday Honours 2022.

Mr Rory Maw was elected to a Fellowship by Special Election whilst CEO of The Oxford Science Park. Professor Clare Harris was elected to a Fellowship by Special Election. Dr Laura Swift was elected to a Tutorial Fellowship in Classics, in association with the position of Associate Professor of Greek Language and Literature. Professor Michael Neidig was elected to a Tutorial Fellowship in Inorganic Chemistry, in association with an Associate Professorship of Inorganic Chemistry.

Elections to Fellowships by Examination included Dr Marco Santini in Classics, Dr Danfeng Wu in Linguistics and Philology, and Dr Giles Masters in Music.

Visiting Fellows included; Professor Gwen Seabourne, Dr Adam Shear, Professor Sebastian Sobecki, Dr Eniko Regos, Professor Antonio Rodriguez-Moreno, Dr Kerry McCarthy, Professor Shin-Ichi Ohkoshi, Ms Hanna Wilberg, and Professor Ernest Lim.

b. Access and Outreach

The College embarked upon the fourth year of its outreach strategy for 2018-23, which involves the following four goals:

1. To give opportunities for outstanding education to students regardless of background.
2. To increase the presence of under-represented groups at Magdalen College and at Oxford.
3. To promote the College and Oxford to all students with the potential for academic excellence.
4. To support the University as a whole in its outreach and access work.

The strategy is underpinned by an operational plan, which has included increased staffing; the team now consists of two fellowship-level positions (Access Fellow and Widening Participation Fellow), and two full-time outreach and access officership positions).

Over the course of 2021-22, Magdalen College ran or participated in 144 outreach events (compared to 117 in the previous year). During this period, the College returned to a full programme of 'Taster Days' (after the lifting of the previous year's pandemic restrictions), which are offered to school groups from its seven link regions - Barnsley, Rotherham, Sheffield, Brent, Westminster, Nottingham, and Nottinghamshire - or from other areas in the East Midlands. The 144 events included 54 'Taster Days', 26 virtual events (talks, workshops, or virtual 'Taster Days', which are now open to participants from anywhere in the UK), 35 outbound visits, and various other events including University-wide initiatives, offer-holder events, sessions for teachers, and ad hoc work. Twenty-five of the events were partnered with other organisations.

In the course of the year, the College directly engaged with approximately 4,300 prospective students (not including those at Open Days), teachers, and parents/carers. Sixty of the College's academics, undergraduate students, and graduate students - not including those who supported Open Days - helped with the College's outreach activities. Participant feedback from all three terms of the year has been overwhelmingly positive, with many participants reporting taster lectures or sessions as the most enjoyable part of the day.

For the second time, the College ran the Magdalen Mentorship Scheme, after the successful pilot in the previous year (then known as the 'Post-Offer Scheme'). This included Magdalen's first in-person Welcome Day, which 28 of its least advantaged offer-holders attended with a parent or carer. Thirty offer-holders also took part in mentoring provided by the College's access mentors, many of whom had themselves been participants in last year's scheme.

Over the Easter vacation, the College hosted its first residential with the Coram Shakespeare Schools Foundation. This large-scale project involved participants from four schools, who stayed in College for two nights, taking part in a programme of university enrichment and engagement with Shakespeare. At the end of their stay, the groups performed abridged Shakespeare plays to an audience in the College's auditorium. The event received very positive feedback, with the percentage of students who strongly agreed that they are interested in applying to a top university doubling after the event. This collaboration was facilitated by Peter Kessler, with support from Laurie Maguire.

Among the other organisations with which Magdalen collaborated this year were IntoUniversity, The Access Project, and the University's African and Caribbean Society. The College once again hosted rising stars from the world of politics and business in a residential as part of the Pathway to Success Leadership and Development programme, an initiative designed by Operation Black Vote and the House of Commons in collaboration with the College, the Blavatnik School of Government, and Lloyds Banking Group to help create the next generation of ethnic minority leaders.

In the University's Annual Admissions Statistical Report published in May 2022, which was the first in which all three years of figures represented students who had applied to Oxford since the launch of the College's five-year outreach strategy, the proportion of Magdalen's UK-domiciled students from socio-economically disadvantaged areas was 19.2% (University average 15.2%), and from areas with low progression to higher education 19.3% (University average 15.5%).

The proportion of female students was 55.2% (University average 54.6%), the proportion from BME backgrounds was 23.2% (University average 23.4%), and the proportion who attended a state secondary school was 62.5% (University average 66.5%).

c. Student Experience

A high strategic priority of the College is an outstanding collegial experience for all members of the Magdalen community, and the College continued to offer numerous cultural activities – including musical concerts and society gatherings – and opportunities for sport in 2021-22.

In the Student Barometer, which surveys all full-time and part-time undergraduate, postgraduate taught, and postgraduate research students at the University and enables it to benchmark their feedback on the student experience from application to graduation against that of students at 120 other universities, for the period 2016-21, Magdalen College came 4th among the Oxford colleges and permanent private halls for students' overall satisfaction with all aspects of their University experience, and for the period 2019-21, it came 5th.

d. Financial Support for Students

In order to assist undergraduates entitled to public support, the College and the University jointly provide Oxford Bursaries to help those of limited financial means. In 2021/22, 88 (2021: 87) students received Oxford Bursaries and a total of £270k (2021: £234k) was awarded. The College contributed £78k (2021: £89k) towards the cost of Oxford Bursaries. The College also operates a Student Support Fund to assist its students in financial need. In 2021/22, the Student Support Fund made grants and awards totalling £664k (2021: £689k).

Magdalen College, in partnership with the University of Oxford, has launched a graduate scholarship scheme for refugees from Ukraine. The new scheme will help those whose lives have been impacted by war to continue their academic work in safety at Magdalen. Scholars will receive a package of financial and welfare assistance during their time here which will include free accommodation, meals within College, and a grant to support their study and living costs.

e. Chapel and Choir

After the disruption of the previous two years, the last year has marked the start of a more conventional year in the life of the chapel and choir starting with our 'Be a Chorister Day' workshop and a Choir Reunion Evensong with around 100 former choristers, clerks, and members of the Consort of Voices, aged between 13 and 80.

On the first Sunday of the academic year, the President admitted 3 new academical clerks, and 4 new choristers to the Foundation. Two new stipendiary clerks, and 3 probationers were also welcomed along with 2 new members to the Consort of Voices and a new Assistant Chaplain.

Our newest students were given an historical tour of the Chapel and a rolling series of morning teas were available for all the new graduates. There was also a special Evensong to welcome College newcomers showcasing to them the beauty of our tradition and the skill of our musicians. All these events and services gave the Dean of Divinity the opportunity to explain the place of the chapel in the life of the College, to offer some advice and encouragement to new members, to provide information about pastoral care provision in the College, and to invite students to the various interfaith events planned in addition to the usual chapel activities.

The choir made it through its traditional Carols by Candlelight services, and a concert in aid of St Michael's Hospice, in Odiham, Hampshire, before the rise of Omicron saw the final few events of the term sadly cancelled. One of the last events at which the choir sang in 2021 was the funeral of Anthony Smith, former President of the College, which was also live-streamed from the chapel.

Hilary Term was something of a rollercoaster ride, as choristers and clerks disappeared into isolation due to Covid one after another. Following the end of term, the choir were delighted to be invited to perform in the Barnes Music Festival, in a concert of Stainer's Crucifixion and a few days later, they sang to a sold-out Sheldonian Theatre alongside the other choral foundations of Oxford – New College Choir and the Choir of Christ Church Cathedral – and Instruments of Time and Truth.

Over the Easter vacation, the Mander organ had been removed and an electronic organ was installed and used in services throughout the term. The start of term also saw the release of the Choir's latest recording, 'The Sweet and Merry Month – Music for May Morning'. A week later, May was sung in properly for the first time since 2019, from the top of the Tower.

Farewells were said to our leaving choristers, departing clerks, and those concluding their time as members of the Consort of Voices. Once again, the academical clerks' performance in University examinations was exceptional, with a number of distinctions, firsts and prizes in both first-year exams and finals.

f. Public Access

The Old Library (which houses the College's large rare books and manuscripts collection) is normally open to the public one afternoon per week (Wednesday, 2.00 to 4.30pm) to allow viewing of the temporary exhibition and for the space to be seen. Individual scholars from outside College visit to consult material in the College Libraries and Archives to further their own research.

The College grounds, chapel and hall are normally open to the public throughout the year except over the Christmas period. Access is free for local residents, alumni and various special-interest groups. During 2021/22, the Covid lockdowns were lifted and there were 14,322 (2021: 6,907) adult paying visitors and 10,087 (2021: 3,932) visitors who paid at a concessionary rate. In addition, family tickets were purchased by 874 (2021: 426) families. During the 2022 Long Vacation, a further 144 (2021: 28) visitors bought a guided tour ticket which included areas of the grounds not open on the ordinary visitor ticket.

The College participates in several programmes that offer free access to members of the public. We were able to open for the National Gardens Scheme in April 2022 and had in excess of 380 (2021: nil) visitors. The total gate receipts were sent to the National Gardens Scheme. We also participated in the Oxford Open Doors scheme in September 2022 which enabled us to offer free access to over 3,000 (2021: 1,330) people who visited the College over the two days.

The joint admission ticket scheme with the Oxford Botanic Garden continued and 649 (2021: 131) visitors to the College bought this ticket.

g. Development and Alumni Relations

The Development Office is responsible for securing philanthropic income for the College, primarily from alumni, and in 2021/22 secured £5.7m (2021: £2.2m) in gifts and legacies.

Priorities for 2021/22 were to secure additional funding to underpin core College activities, particularly for the growth area of outreach and access, as well as financial support for graduate scholarships, and student hardship awards (via the Student Support Fund). These priorities were successfully addressed with nearly 1,400 individuals making donations to the College. A notable fundraising highlight was the successful completion of a campaign to fully fund a Ukrainian Graduate Studentship and a 2-year Fellowship for an academic fleeing war or persecution.

Following the relaxation of Covid restrictions, the Alumni Engagement Programme enjoyed a return to in-person events welcoming alumni back to College and to events in London, New York and Washington DC. The past year saw the launch of two new donor recognition societies, to recognise regular donors (Longwall Society) and donors who have given more than £1,458 in the previous year (1458 Society); inaugural events were held for these in College.

For 2022/23, the fundraising plans are to identify and engage potential major donors, sharing the College's new strategy and seeking their support for the capital projects in particular. Fundraising for Access & Outreach will remain a top priority and we will also launch a fundraising initiative, in memory of the late College President, Tony Smith, to support students in their extra-curricular activities and interests. We will continue to provide increased and improved opportunities for alumni engagement, particularly via careers advice and mentorship for students, alongside a comprehensive list of alumni events both in the UK and abroad and also online.

Our approach to fundraising relies upon high levels of positive alumni engagement in order that we may attract, steward, and maintain support from our alumni donors and prospective donors. Additionally, it allows us to protect our reputation, maintain a high profile, and establish with this audience our relevance amongst a wide array of charitable organisations vying for their philanthropic support. A key element underpinning our work is the segmentation of alumni through our 'DARS customer relationship management database. This allows us to provide our alumni with invitations, publications and fundraising appeals at appropriate frequencies and ensures that alumni who have opted out do not receive unwanted communications and appeals.

Magdalen College is registered with the Fundraising Regulator (FR), and contributes to the FR levy on fundraising charities according to its income. The College adheres to the FR Code of Practice and to Charity Commission guidelines, particularly CC20 (Charity fundraising: a guide to trustee duties). Trustees are aware of the Commission's six fundraising principles and ensure adherence by the Development Office staff.

Failures to comply with policies and procedures will be reported to the FR if they occur, as will complaints, for which there is a process to follow if received; there have been none of either in the last financial year or since the FR was introduced.

5. FINANCIAL REVIEW

a. Results for the Year

The College reported total income of £29.6m (2021: £20.3m) for the year to 31 July 2022, of which £7.5m (2021: £5.9m) related to charitable activities, principally teaching, research, and associated residential income, the latter of which was particularly adversely affected by the pandemic in the prior year. Trading income from conferences, tourism and merchandise was £542k (2021: £266k). Donations and legacies amounted to £5.7m (2021: £2.3m). The increase in activity at The Oxford Science Park accounts for most of the increase in investment income which increased to £15.8m (2021: £11.5m).

Total expenditure for the year increased to £30.1m (2021: £21.5m). Expenditure on charitable activities was £18.3m (2021: £14.9m), having been suppressed in 2021 due to reduced activity during the pandemic. 2022 expenditure was also impacted by recognizing an increased pension deficit and increased activity at The Oxford Science Park.

The equity and alternative investment portfolio showed good performance over the year with gains on investments of £10.4m offsetting below benchmark performance of the equity portfolio (£8.3m loss). Agricultural properties saw an increase in value of £2.9m (2021: £6.6m) while commercial properties other than the Science Park saw a slight drop in value (£1.2m loss).

On 30 September 2021, the College completed a joint venture with GIC, a sovereign wealth fund of the state of Singapore, under which the assets of The Oxford Science Park were transferred to a new joint venture, The Oxford Science Park (Properties) Limited, in which the College owns 60%. The College's wholly owned subsidiary, The Oxford Science Park Limited, continues to manage the operations and the development of the Park under a management contract.

High demand for space at the Oxford Science Park has meant occupancy remains high across the park with upward pressure on rents. The assets of the park also saw a substantial increase in value during the year increasing by £384.1m to £510.9m at 31 July 2022. During the year, one long leasehold building on the park was taken back within the Group's control at a cost of £42.5m, in line with strategy for consolidating ownership on the park where suitably priced opportunities arise, while one plot was leased with a premium of £35.8m received. Construction of a new laboratory building with net lettable area ('NLA') of 89,000 square feet commenced in the year with a further building of 81,000 square feet of NLA scheduled to commence construction in calendar year 2023. Planning for development of the remaining plots on the park with an estimated 450,000 square feet of NLA continues. A new debt facility to be used to fund development activities was raised after the year end.

Total investment returns for the year net of management fees (from the Group's other investments) were £105.2m (2021: £332.5k). This contributed to an increase in consolidated funds of £81.4m (2021: £325.7m). Within this total, College endowment funds increased by £77.0m (2021: £295.5m).

During the year, the College received £3.4m (2021: £3.2m) in tuition fees and OfS grant funding from the University but spent £17.4m (2021: £14.3m) on teaching, research and accommodation, the deficit being funded from College funds.

The College spent £2.8m (2021: £2.2m) on improvements to its estate and plans to increase investment in future years.

b. Reserves Policy

Total funds of the College and its subsidiaries (excluding the interest of non-controlling entities) at the year-end amounted to £749.1m (2021: £667.7m). This includes endowment capital of £710.8m (2021: £663.8m) and unspent restricted income funds totalling £5.7m (2021: £2.4m). Free reserves at the year-end amounted to £5.2m (2021: £3.0m). In addition, the fixed asset reserve totals £32.6m (2021: £30.8m). In line with FRS 102, the Group has recognised a provision of £5.2m (2021: £2.7m) in respect of its share of the Universities Superannuation Scheme, the Oxford Staff Pension Scheme, both of which are multi-employer pensions, and the College's own closed Staff Retirement Benefits Scheme.

The College's reserves policy is to maintain sufficient free reserves to enable it, even in the event of an unexpected revenue shortfall or major capital expenditure requirement

- to meet its short-term financial obligations;
- to allow the College to be managed efficiently, and
- to provide a buffer that would ensure uninterrupted services without drawing from its endowment over and above its drawdown rule.

In addition to ensuring that it was able to provide services and support to its staff and students throughout the pandemic, the College has drawn on its free reserves to fund a number of major capital projects, including the completion Winter Common Room and the refurbishment of its properties on Longwall Street.

c. Investment Policy, Objectives and Performance

The College's investment assets are held across a range of different asset classes and are managed for total return. The Trustees also adopted a duly authorised policy of total return accounting for the College investment returns with effect from 31 July 2003.

The investment return to be applied as income is calculated as up to 3.5% of the rolling five-year average value. The preserved (frozen) value of the invested endowment capital represents its open market value at 31 July 2003 together with all subsequent endowments valued at date of gift. The investment policy is to generate optimum risk-adjusted returns to enable sufficient funds to be drawn in order to meet operational requirements whilst maintaining the real inflation-adjusted value

of the investment assets and having so regard to balancing the needs of current and future beneficiaries.

In managing its investments, a reasonable diversification of assets is maintained and performance is measured by total return regardless of whether return is derived from income or from capital growth. No fixed benchmark has been adopted, although the College's Investment Committee monitors returns relative to a range of market and peer group performance data.

It is the responsibility of the College's Investment Committee to recommend to the College, policy for the investment of endowment and other assets, and to oversee the management of these assets in a manner consistent with the College's policies on asset allocation, foreign exchange exposure, risk and emerging views on ESG management.

In 2021 the decision was taken to enter a joint venture with GIC of Singapore for the operation and future development of The Oxford Science Park, and with the objective of managing College's exposure to this single asset which represented a significant concentration risk in the investment portfolio. That transaction completed on 31 October 2021, with the College retaining the head lease and a 60% interest in the residual assets of the park, with the remaining 40% being acquired by GIC for cash while providing reliable evidence to revalue the College's interest in the park. College continues as the investment advisor to the joint venture. The cash proceeds are being progressively deployed into the equities allocation in the investment portfolio.

The gross asset allocation at 31 July 2022, following transfer of The Oxford Science Park to the joint venture with GIC was: marketable equities 36.2% (2021: 32.0%), private equity and venture capital 4.8% (2021: 3.4%), property 49.4% (2021: 63.8%), including 43.6% (2021: 57.6%) in respect of The Oxford Science Park, and cash/cash equivalents of 9.6% (2021: 0.8%).

d. Risk Management

The College has on-going processes for identifying, evaluating and managing the principal risks and uncertainties it and its subsidiaries faced in undertaking their activities. The College augments its own resources where necessary by taking advice from external experts with specialist knowledge.

Risk management policies and procedures are reviewed by the relevant College committee. Financial risks are assessed by the Bursarial Committee and investment risks are monitored by the Investment Committee. The Home Bursar and domestic staff heads meet regularly to consider the identification and management of risk associated with health & safety and other operational matters. Tutorial Board fulfils a similar role in respect of the educational activities of the College with other areas of risk subject to oversight by one or more College committees of Governing Body. Training courses and other forms of career development are available to members of staff when requested to enhance their skills in risk-related areas.

The Oxford Science Park has a different risk profile to College's other operations and has a separate board with relevant expertise and which includes external, non-executive members. That board has the primary responsibility for the identification and management of risk for the park.

The Group ends the year in a strong financial position, with an endowment value (excluding the interest of non-controlling entities) which has increased by 12% since 31 July 2021. The increased size of the endowment and the annual transfer that it generates provides a high level of resilience at a time of economic uncertainty. Whilst a sustained period of investment underperformance would have a material impact, the College's Investment Committee has established a set of policies designed to maximise the long-term growth of, and returns from, the endowment. In particular, short-term market volatility is mitigated by the rolling five-year average approach used to determine income to the College from its investment portfolio, as noted above. This is a policy which is considered to have served the College well over a long period and particularly in uncertain times.

As part of its process for managing risk, the College maintains a comprehensive register which records key operational and other risks, mitigating controls and areas in which further risk management measures have been identified and are being implemented. Those risks include

- Sustainability
- Safeguarding
- Fire and flood; and
- Information technology including data protection.

The Governing Body, which has ultimate responsibility for managing any risks faced by the College, regularly reviews the processes in place for managing risk and is content that adequate systems are in place to manage these risks.

6. OBJECTIVES for 2022/23

The College will continue to aim for excellent standards in learning, teaching and research in the academic year 2022/23. Major projects will include:

- Continued implementation of the College's Strategic Plan for 2021-31;
- Completion of the implementation of the 2018-23 Outreach Strategy and evolution of the strategy for the next five years;
- Implementation of proposals for improving and expanding the College's facilities under its current Masterplan;
- Planning major new fundraising campaigns;
- Development and implementation of a comprehensive sustainability strategy for the College; and
- Continued expansion of The Oxford Science Park in conjunction with the College's joint venture partner.

MAGDALEN COLLEGE

Membership of the Governing Body, Committee Membership and College Advisors

Year ended 31 July 2022

MEMBERSHIP of the GOVERNING BODY

The Members of the Governing Body are the College's charity trustees under charity law. The members of the Governing Body who served in office as Trustees during the year or subsequently and the committees on which they served are detailed below.

		(1)	(2)	(3)	(4)	(5)	(6)	(7)	(8)	(9)	(10)
Ms DGL Rose KC	President										
Prof KD Grevling	Vice-President (MT21)	•	•		•	•			•	•	•
Prof N Stargardt	Vice-President (HT22 & TT22)	•	•		•	•			•	•	•
Prof JFBB Adams-Prassl		•					•				
Prof A Ardavan		•									
Prof RM Bagshaw		•									
Prof GD Barr		•									
Prof TG Barraclough		•									
Prof J Berestycki		•	•								
Dr PD Billingham		•									
Dr EN Bolorinos Allard											
Prof ML Booth											
Prof LN Bowes		•					•				
The Rev'd Dr AD Bowyer		•				•					
Prof MR Bridson								•			
Mr N Brown	Appointed 10/1/22 CFO & Bursar	•		•	•		•				
Dr K Cai	Resigned 30/9/22										
Dr RE Carlson	Appointed 1/10/21										
Dr JL Castle		•	•	•							
Dr M Cattaneo	Resigned 30/9/22										
Prof DM Clark											
Prof RO Cleveland		•									
Prof RJ Cornall											
Prof C Coussios											
Prof TJ Donohoe		•					•				
Prof RJ Douglas-Fairhurst		•									•
Dr R Due		•									
Prof PD Elbourne		•							•		
Prof AM Etheridge											
Prof L Fortunato		•									
Prof CJ Garland		•							•		•
Prof RSS Garrod		•							•	•	
Revd Prof RJC Gilbert		•				•					
Prof SA Gilson											
Prof J Gingrich		•			•			•			
Prof SF Goodwin		•									
Prof JF Gregg		•	•								

MAGDALEN COLLEGE

Membership of the Governing Body, Committee Membership and College Advisors

Year ended 31 July 2022

MEMBERSHIP of the GOVERNING BODY (continued)

		(1)	(2)	(3)	(4)	(5)	(6)	(7)	(8)	(9)	(10)
Prof CE Harris	Resigned 30/9/22	•								•	
Prof AVS Hill											
Prof SCP Horobin		•									
Dr AD Karenowska											
Prof J Kristensen		•									
Dr SR Larsen											
Dr BE Lee	Appointed 1/10/21 to 31/8/22										
Dr CT Leitmeir		•				•			•		
Prof AS Lifschitz		•									
Prof SR Mackenzie		•	•	•	•			•			
Prof O Magidor											
Mr JRH Maw	Resigned 31/1/22	•		•	•		•	•			
Prof G Miesenböck											
Dr A Moreno		•								•	
Prof JBW Nightingale		•			•					•	
Dr FA Nizami											
Dr TWL Norman		•							•		
Dr LS Oswald	Appointed 1/10/21										
Dr H Park											
Dr MM Pfeffer											
Dr MP Pobjoy	Senior Tutor	•					•				
Prof SK Pooley		•									
Dr Y Qing	Resigned 30/9/22										
Mr SF Rainey	Development Director				•						
Mr AE Ray	Appointed 1/10/21 Home Bursar	•					•				•
Prof BJ Salow		•									
Prof JW Sampson	Resigned 30/9/22	•									•
Prof R Santhanam		•							•		
Prof QJ Sattentau		•									
Dr AP Shillito	Resigned 30/9/22										
Prof JAC Smith		•									
Prof AJ Turberfield											
Dr R Wheatley	Appointed 1/10/21										
Prof H Whitehouse									•		
Mr MT Williams		•			•	•					•
Prof Z You		•					•			•	

During the year the activities of the Governing Body were carried out through several standing committees; (1) Tutorial Board (2) Bursarial Committee (3) Investment Committee (4) Development and Alumni Relations Committee (5) Chapel & Choir Committee (6) Human Resources Committee (7) Remuneration Committee (8) Fellowship Committee (9) Library & Archives Committee (10) House Committee.

MAGDALEN COLLEGE

Membership of the Governing Body, Committee Membership and College Advisors

Year ended 31 July 2022

In addition, external members currently serve on College Committees as follows:

Bursarial Committee	M Bithell, P Beckwith
Investment Committee	G Bamert, J Bristow, E Davies, D Higgins, C Plowden, J Turner, D Easton
Development and Alumni Relations Committee	J Cronin, S Haslam, R Leechman, B Domayne-Hayman, V Chandra
Remuneration Committee	D Black, E Doran, R Dunbar, L Maguire

COLLEGE ADVISERS

Investment services

Cazenove Capital Management Ltd
1 London Wall Place
London EC2Y 5AU

Investment property managers

Savills
Wytham Court
11 West Way
Oxford OX2 0QL

Auditor

Moore Kingston Smith LLP
6th Floor, 9 Appold Street
London EC2A 2AP

Bankers

Nat West plc
Willow Court
Minns Business Park,
7 West Way
Oxford OX2 0JB

Solicitors

Blake Morgan
Seacourt Tower
West Way
Oxford OX2 0FB

College address

High Street
Oxford
OX1 4AU

Website: www.magd.ox.ac.uk

MAGDALEN COLLEGE

Statement of Accounting and Reporting Responsibilities

Year ended 31 July 2022

The Governing Body is responsible for preparing the Report of the Governing Body and the financial statements in accordance with applicable law and regulations.

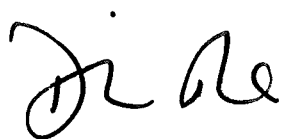
Charity law requires the Governing Body to prepare financial statements for each financial year. Under that law the Governing Body has prepared the financial statements in accordance with United Kingdom Generally Accepted Accounting Practice (United Kingdom Accounting Standards and applicable law), including Financial Reporting Standard 102: The Financial Reporting Standard applicable in the UK and Republic of Ireland (FRS 102).

Under charity law the Governing Body must not approve the financial statements unless it is satisfied that they give a true and fair view of the state of affairs of the College and of its net income or expenditure for that period. In preparing these financial statements, the Governing Body is required to:

- select the most suitable accounting policies and then apply them consistently;
- make judgments and accounting estimates that are reasonable and prudent;
- state whether applicable accounting standards, including FRS 102, have been followed, subject to any material departures disclosed and explained in the financial statements;
- state whether a Statement of Recommended Practice (SORP) applies and has been followed, subject to any material departures which are explained in the financial statements; and
- prepare the financial statements on the going concern basis unless it is inappropriate to presume that the College will continue to operate.

The Governing Body is responsible for keeping proper accounting records that are sufficient to show and explain the College's transactions and disclose with reasonable accuracy at any time the financial position of the College and enable them to ensure that the financial statements comply with the Charities Act 2011. They are also responsible for safeguarding the assets of the College and ensuring their proper application under charity law and hence for taking reasonable steps for the prevention and detection of fraud and other irregularities.

Approved by the Governing Body on 30 November 2022 and signed on its behalf by:



Ms DGL Rose KC
President

MAGDALEN COLLEGE

Independent Auditor's Report to Members of the Governing Body of Magdalen College Year ended 31 July 2022

Opinion

We have audited the financial statements of Magdalen College for the year ended 31 July 2022 which comprise the Consolidated Statement of Financial Activities, the Consolidated and College Balance Sheets, the Consolidated Cash Flow Statement, and notes to the financial statements, including a summary of significant accounting policies. The financial reporting framework that has been applied in their preparation is applicable law and United Kingdom Accounting Standards, including FRS 102 'The Financial Reporting Standard Applicable in the UK and Ireland' (United Kingdom Generally Accepted Accounting Practice).

In our opinion the financial statements:

- give a true and fair view of the state of the of the College's and the group's affairs as at 31 July 2022, and of the incoming resources of the group and application of resources, for the year then ended;
- have been properly prepared in accordance with United Kingdom Generally Accepted Accounting Practice; and
- have been prepared in accordance with the requirements of the Charities Act 2011.

Basis for opinion

We conducted our audit in accordance with International Standards on Auditing (UK) (ISAs(UK)) and applicable law. Our responsibilities under those standards are further described in the Auditor's Responsibilities for the audit of financial statements section of our report. We are independent of the charity in accordance with the ethical requirements that are relevant to our audit of the financial statements in the UK, including the FRC's Ethical Standard, and we have fulfilled our other ethical responsibilities in accordance with these requirements. We believe that the audit evidence we have obtained is sufficient and appropriate to provide a basis for our opinion.

Conclusions relating to going concern

In auditing the financial statements, we have concluded that the trustees' use of the going concern basis of accounting in the preparation of the financial statements is appropriate.

Based on the work we have performed, we have not identified any material uncertainties relating to events or conditions that, individually or collectively, may cast significant doubt on the charity's ability to continue as a going concern for a period of at least twelve months from when the financial statements are authorised for issue.

Our responsibilities and the responsibilities of the trustees with respect to going concern are described in the relevant sections of this report.

Other information

The other information comprises the information included in the annual report, other than the financial statements and our auditor's report thereon. The Members of the Governing Body are responsible for the other information. Our opinion on the financial statements does not cover the other information and, except to the extent otherwise explicitly stated in our report, we do not express any form of assurance conclusion thereon.

In connection with our audit of the financial statements, our responsibility is to read the other information and, in doing so, consider whether the other information is materially inconsistent with the financial statements or our knowledge obtained in the audit or otherwise appears to be materially misstated. If we identify such material inconsistencies or apparent material misstatements, we are required to determine whether there is a material misstatement in the financial statements or a material misstatement of the other information. If, based on the work we have performed, we conclude that there is a material misstatement of this other information, we are required to report that fact.

We have nothing to report in this regard.

Matters on which we are required to report by exception

We have nothing to report in respect of the following matters where the Charities Act 2011 requires us to report to you if, in our opinion:

- the information given in the Members of the Governing Body's Annual Report is inconsistent in any material respect with the financial statements; or
- the charity has not kept adequate accounting records; or
- the financial statements are not in agreement with the accounting records and returns; or
- we have not received all the information and explanations we required for our audit.

Responsibilities of the Members of Governing Body

As explained more fully in the Members of the Governing Body's responsibilities statement set out on page 18, the trustees are responsible for the preparation of the financial statements and for being satisfied that they give a true and fair view, and for such internal control as the Members of the Governing Body determine is necessary to enable the preparation of financial statements that are free from material misstatement, whether due to fraud or error.

In preparing the financial statements, the Members of the Governing Body are responsible for assessing the charity's ability to continue as a going concern, disclosing, as applicable, matters related to going concern and using the going concern basis of accounting unless the Members of the Governing Body either intend to liquidate the charity or to cease operations, or have no realistic alternative but to do so.

Auditor's responsibilities for the audit of the financial statements

We have been appointed as auditor under section 144 of the Charities Act 2011 and report in accordance with regulations made under section 154 of that Act.

Our objectives are to obtain reasonable assurance about whether the financial statements as a whole are free from material misstatement, whether due to fraud or error, and to issue an auditor's report that includes our opinion. Reasonable assurance is a high level of assurance, but is not a guarantee that an audit conducted in accordance with ISAs (UK) will always detect a material misstatement when it exists. Misstatements can arise from fraud or error and are considered material if, individually or in aggregate, they could reasonably be expected to influence the economic decisions of users taken on the basis of these financial statements.

As part of an audit in accordance with ISAs (UK) we exercise professional judgement and maintain professional scepticism throughout the audit. We also:

- Identify and assess the risks of material misstatement of the financial statements, whether due to fraud or error, design and perform audit procedures responsive to those risks, and obtain audit evidence that is sufficient and appropriate to provide a basis for our opinion. The risk of not detecting a material misstatement resulting from fraud is higher than for one resulting from error, as fraud may involve collusion, forgery, intentional omissions, misrepresentations, or the override of internal control.
- Obtain an understanding of internal control relevant to the audit in order to design audit procedures that are appropriate in the circumstances, but not for the purposes of expressing an opinion on the effectiveness of the charity's internal control.
- Evaluate the appropriateness of accounting policies used and the reasonableness of accounting estimates and related disclosures made by the Members of the Governing Body.

- Conclude on the appropriateness of the Members of the Governing Body's use of the going concern basis of accounting and, based on the audit evidence obtained, whether a material uncertainty exists related to events or conditions that may cast significant doubt on the charity's ability to continue as a going concern. If we conclude that a material uncertainty exists, we are required to draw attention in our auditor's report to the related disclosures in the financial statements or, if such disclosures are inadequate, to modify our opinion. Our conclusions are based on the audit evidence obtained up to the date of our auditor's report. However, future events or conditions may cause the charity to cease to continue as a going concern.
- Evaluate the overall presentation, structure and content of the financial statements, including the disclosures, and whether the financial statements represent the underlying transactions and events in a manner that achieves fair presentation.

We communicate with those charged with governance regarding, among other matters, the planned scope and timing of the audit and significant audit findings, including any significant deficiencies in internal control that we identify during our audit.

Explanation as to what extent the audit was considered capable of detecting irregularities, including fraud

Irregularities, including fraud, are instances of non-compliance with laws and regulations. We design procedures in line with our responsibilities, outlined above, to detect material misstatements in respect of irregularities, including fraud. The extent to which our procedures are capable of detecting irregularities, including fraud is detailed below.

The objectives of our audit in respect of fraud, are; to identify and assess the risks of material misstatement of the financial statements due to fraud; to obtain sufficient appropriate audit evidence regarding the assessed risks of material misstatement due to fraud, through designing and implementing appropriate responses to those assessed risks; and to respond appropriately to instances of fraud or suspected fraud identified during the audit. However, the primary responsibility for the prevention and detection of fraud rests with both management and those charged with governance of the charity.

Our approach was as follows:

- We obtained an understanding of the legal and regulatory requirements applicable to the charity and considered that the most significant are the Charities Act 2011, the Charity SORP, and UK financial reporting standards as issued by the Financial Reporting Council.
- We obtained an understanding of how the charity complies with these requirements by discussions with management and those charged with governance.
- We assessed the risk of material misstatement of the financial statements, including the risk of material misstatement due to fraud and how it might occur, by holding discussions with management and those charged with governance.
- We inquired of management and those charged with governance as to any known instances of non-compliance or suspected non-compliance with laws and regulations.
- Based on this understanding, we designed specific appropriate audit procedures to identify instances of non-compliance with laws and regulations. This included making enquiries of management and those charged with governance and obtaining additional corroborative evidence as required.

MAGDALEN COLLEGE


Independent Auditor's Report to Members of the Governing Body of Magdalen College

Year ended 31 July 2022

There are inherent limitations in the audit procedures described above. We are less likely to become aware of instances of non-compliance with laws and regulations that are not closely related to events and transactions reflected in the financial statements. Also, the risk of not detecting a material misstatement due to fraud is higher than the risk of not detecting one resulting from error, as fraud may involve deliberate concealment by, for example, forgery or intentional misrepresentations, or through collusion.

Use of our report

This report is made solely to the Members of the charity's Governing Body, in accordance with Chapter 3 of Part 8 of the Charities Act 2011. Our audit work has been undertaken so that we might state to the Members of the Governing Body those matters we are required to state to them in an auditor's report and for no other purpose. To the fullest extent permitted by law, we do not accept or assume responsibility to any party other than the charity and the Members of the Governing Body as a body, for our audit work, for this report, or for the opinion we have formed.



Moore Kingston Smith LLP
Statutory Auditor

6th Floor
9 Appold Street
London
EC2A 2AP

Moore Kingston Smith LLP is eligible to act as auditor in terms of Section 1212 of the Companies Act 2006.

Date: 1 December 2022

1. Scope of the Financial Statements

The financial statements present the Consolidated Statement of Financial Activities (SOFA), the Consolidated and College Balance Sheets and the Consolidated Statement of Cash Flows for the College and its subsidiary and associated undertakings (together the "Group"): The Oxford Science Park Limited, Magdalen Development Company Limited, Magdalen College Trading Limited, Magdalen College Educational Conferences Limited and Magdalen College Development Trust. The College holds 60% of the shareholding and voting rights in The Oxford Science Park (Properties) Limited and is therefore its parent company and prepares consolidated accounts that include the activities, assets and liabilities of The Oxford Science Park (Properties) Limited for its reporting period to 31 March adjusted to 31 July 2022.

No separate SOFA has been presented for the College alone as currently permitted by the Charity Commission on a concessionary basis for the filing of consolidated financial statements. A summary of the results and financial position of each of the College's subsidiaries for the reporting year are disclosed in note 12.

Prior year comparative information has been updated to conform with current year presentation.

2. Basis of Accounting

The College's individual and consolidated financial statements have been prepared in accordance with United Kingdom Accounting Standards, in particular 'FRS 102: The Financial Reporting Standard applicable in the UK and Republic of Ireland' (FRS 102).

The College is a public benefit entity for the purposes of FRS 102 and a registered charity. The College has therefore also prepared its individual and consolidated financial statements in accordance with 'The Statement of Recommended Practice applicable to charities preparing their accounts in accordance with the Financial Reporting Standard applicable in the UK and Republic of Ireland' (The Charities SORP (FRS 102)).

The financial statements have been prepared on the going concern basis and on the historical cost basis, except for the measurement of investments and certain financial assets and liabilities at fair value with movements in value reported within the SOFA.

3. Going Concern

The Members of the Governing Body have assessed whether the use of the going concern basis is appropriate and have considered possible events or conditions that might cast significant doubt on the ability of the College to continue as a going concern. The College has prepared cash flow and other forecasts, taking into account the potential pressures on income and costs, which confirm the College will have sufficient liquidity to operate for at least the next twelve months from the date of approval of these financial statements. The College therefore continues to adopt the going concern basis in preparing its financial statements.

The principal accounting policies adopted are set out below and have been applied consistently throughout the year.

4. Accounting Judgements and Estimation Uncertainty

In preparing financial statements it is necessary to make certain judgements, estimates and assumptions that affect the amounts recognised in the financial statements. The following judgements and estimates are considered by the Governing Body to have most significant effect on amounts recognised in the financial statements.

The College carries investment property at fair value in the balance sheet, with changes in fair value being recognised in the income and expenditure section of the SOFA. Independent valuations are obtained to determine fair value at the balance sheet date.

4. Accounting Judgements and Estimation Uncertainty (continued)

Before legacies are recognised in the financial statements, the Governing Body has to exercise judgement as to what constitutes sufficient evidence of entitlement to the bequest. Sufficient entitlement exists once notification of payment has been received from the executor(s) of the estate or estate accounts are available which indicate there are sufficient funds in the estate after meeting liabilities for the bequest to be paid.

In calculating the amount of the defined benefit pension liability, the amount of the provision is based on a number of actuarial assumptions. These reflect the advice of the actuaries appointed by the trustees of each pension scheme. The level of future contributions to the USS pension scheme is currently subject to consultation and agreement and there is resulting uncertainty around the level of the pension provision in the financial statements. The College has relied on the fact that the University has concluded that, based on available information, the current schedule of contributions upon which the provision is based is the appropriate one to use. The pension deficits recorded are dependent on estimates of future employment patterns and interest rates. The effects of changes to these assumptions are shown in note 22.

5. Income Recognition

All income is recognised once the College has entitlement to the income, the economic benefit is probable and the amount can be reliably measured.

a. Income from Fees, Office for Students (OFS) support and other charges for services

Fees receivable, OFS support and charges for services and use of the premises are recognised in the period in which the related service is provided.

b. Income from Donations, Grants and Legacies

Donations and grants that do not impose specific future performance-related or other specific conditions are recognised on the date on which the charity has entitlement to the resource, the amount can be reliably measured and the economic benefit to the College of the donation or grant is probable. Donations and grants subject to performance-related conditions are recognised as and when those conditions are met. Donations and grants subject to other specific conditions are recognised as those conditions are met or their fulfilment is wholly within the control of the College and it is probable that the specified conditions will be met.

Legacies are recognised following grant of probate and once the College has received sufficient information from the executor(s) of the deceased's estate to be satisfied that the gift can be reliably measured and that the economic benefit to the College is probable.

Donations, grants and legacies accruing for the general purposes of the College are credited to unrestricted funds.

Donations, grants and legacies, which are subject to conditions as to their use imposed by the donor or set by the terms of an appeal, are credited to the relevant restricted fund or, where the donation, grant or legacy is required to be held as capital, to the endowment funds. Where donations are received in kind (as distinct from cash or other monetary assets), they are measured at the fair value of those assets at the date of the gift.

c. Investment Income

Interest on bank balances is accounted for on an accruals basis with interest recognised in the period to which the interest relates.

Income from fixed interest debt securities is recognised using the effective interest rate method.

Dividend income and similar distributions are recognised on the date the income becomes ex-dividend or when the right to the dividend can be established.

Income from investment properties is recognised in the period to which the rental income relates.

6. Expenditure

Expenditure is accounted for on an accruals basis. A liability and related expenditure is recognised when a legal or constructive obligation commits the College to expenditure that will probably require settlement, the amount of which can be reliably measured or estimated.

Grants including scholarships, bursaries and other allowances that are not performance-related are charged as an expense as soon as a legal or constructive obligation for their payment arises. Grants subject to performance-related conditions are expensed as the specified conditions of the grant are met.

All expenditure including support costs and governance costs are allocated or apportioned to the applicable expenditure categories in the Statement of Financial Activities (the SOFA).

Support costs which include governance costs (costs of complying with constitutional and statutory requirements) and other indirect costs are apportioned to expenditure categories in the SOFA based on the estimated amount attributable to that activity in the year, either by reference to staff time or the use made of the underlying assets, as appropriate. Irrecoverable VAT is included with the item of expenditure to which it relates.

Intra-group sales and charges between the College and its subsidiaries are excluded from trading income and expenditure in the consolidated financial statements.

7. Leases

Leases that do not transfer all the risks and rewards of ownership are classified as operating leases. Rentals payable under operating leases are charged in the SOFA on a 'straight line' basis over the relevant lease terms. Any lease incentives are recognised over the lease term on a 'straight line' basis.

8. Tangible Fixed Assets

Land is stated at cost. Buildings and equipment are stated at cost less accumulated depreciation and any accumulated impairment losses.

Expenditure on the acquisition or enhancement of land and on the acquisition, construction and enhancement of buildings which is directly attributable to bringing the asset to its working condition for its intended use and amounting to more than £50,000 together with expenditure on equipment costing more than £1,500 and IT equipment costing more than £500 is capitalised and carried in the balance sheet at historical cost.

Where a part of a building or item of equipment is replaced and the costs capitalised, the carrying value of those parts replaced is derecognised and expensed in the SOFA.

Other expenditure on equipment incurred in the normal day-to-day running of the College and its subsidiaries is charged to the SOFA as incurred.

9. Depreciation

Depreciation is provided to write off the cost of all relevant tangible fixed assets, less their estimated residual value, in equal annual instalments over their expected useful economic lives as follows:

Freehold properties, including major extensions	50 years
Equipment	3- 10 years

Freehold land is not depreciated. The cost of maintenance is charged in the SOFA in the period in which it is incurred. At the end of each reporting period, the residual values and useful lives of assets are reviewed and adjusted if necessary. In addition, if events or change in circumstances indicate that the carrying value may not be recoverable then the carrying values of tangible fixed assets are reviewed for impairment.

10. Heritage Assets

The College does not consider that it holds any heritage assets that meet the definition of heritage assets under the SORP. It has substantial long held historic assets which are used in the course of its teaching and research activities. These collections include antiquities, works of art, tapestries, books and manuscripts, archives, silverware, furniture and sculptures. As these assets are in regular use to support the main objects of the College, they are regarded as functional rather than heritage assets. The college has taken advantage of the exemption within FRS 102 not to disclose transactions before 1 January 2015 as obtaining fair values for these assets would be impracticable and the cost of obtaining such valuations would outweigh the benefits to the users of these financial statements. From time to time, the College receives papers and manuscripts but these have not been accorded a value in the financial statements due to the difficulty in ascertaining a fair value.

11. Investments

Investment properties are initially recognised at their cost and subsequently measured at their fair value (market value) at each reporting date. Purchases and sales of investment properties are recognised on exchange of contracts.

Listed investments are initially measured at their cost and subsequently measured at their fair value at each reporting date. Fair value is based on their quoted price at the balance sheet date without deduction of the estimated future selling costs.

Investments such as private equity funds which have no readily identifiable market value are initially measured at their costs and subsequently measured at their fair value at each reporting date without deduction of the estimated future selling costs. Fair value is based on the most recent valuations available from their respective fund managers.

Other unquoted investments are valued using primary valuation techniques such as earnings multiples, recent transactions and net assets where reliable estimates can be made — otherwise at cost less any impairment.

Changes in fair value and gains and losses arising on the disposal of investments are credited or charged to the income or expenditure section of the SOFA as 'gains or losses on investments' and are allocated to the fund holding or disposing of the relevant investment.

12. Stocks

Stocks are valued at the lower of cost and net realisable value, cost being the purchase price on a first in, first out basis.

13. Foreign Currencies

The functional and presentation currency of the College and Group is the pound sterling.

Transactions denominated in foreign currencies during the year are translated into pounds sterling using the spot exchange rates at the dates of the transactions. Monetary assets and liabilities denominated in foreign currencies are translated into pounds sterling at the rates applying at the reporting date,

Foreign exchange gains and losses resulting from the settlement of transactions and from the translation of monetary assets and liabilities denominated in foreign currencies at the exchange rates at the reporting date are recognised in the income and expenditure section of the SOFA.

14. Total Return Investment Accounting

The College Statutes authorise the College to adopt a 'total return' basis for the investment of its permanent endowment. The College can invest its permanent endowments without regard to the capital/income distinctions of standard trust law and with discretion to apply any part of the accumulated total return on the investment as income for spending each year. Until this power is exercised, the total return is accumulated as a component of the endowment known as the unapplied total return that can either be retained for investment or released to income at the discretion of the Governing Body.

15. Fund Accounting

The total funds of the College and Group are allocated to unrestricted, restricted or endowment funds based on the terms set by the donors or set by the terms of an appeal. Endowment funds are further subdivided into permanent and expendable.

Unrestricted funds can be used in furtherance of the objects of the College at the discretion of the Governing Body. The Governing Body may decide that part of the unrestricted funds shall be used in future for a specific purpose and this will be accounted for by transfers to appropriate designated funds.

Restricted funds comprise gifts, legacies and grants where the donors have specified that the funds are to be used for particular purposes of the College. They consist of either gifts where the donor has specified that both the capital and any income arising must be used for the purposes given *or* the income on gifts where the donor has required that the capital be maintained and the income used for specific purposes.

Permanent endowment funds arise where donors specify that the funds are to be retained as capital for the permanent benefit of the College. Any part of the total return arising from the capital that is allocated to income will be accounted for as unrestricted funds unless the donor has placed restriction on the use of that income, in which case it will be accounted for as a restricted fund.

Expendable endowment funds are similar to permanent endowment in that they have been given, or the College has determined based on the circumstances in which they have been given, for the long term benefit of the College. However, the Governing Body may at their discretion determine to spend all or part of the capital.

16. Pension Costs

FRS 102 makes the distinction between a group plan and a multi-employer scheme. A group plan consists of a collection of entities under common control typically with a sponsoring employer. A multi-employer scheme is a scheme for entities not under common control such as the Universities Superannuation Scheme ("USS") and the Oxford Staff Pension Scheme ("OSPS"). The accounting for a multi-employer scheme where the employer has entered into an agreement with the scheme that determines how the employer will fund a deficit results in the recognition of a liability for the contributions payable that arise from the agreement (to the extent that they relate to the deficit) and the resulting expense in profit or loss in accordance with section 28 of FRS 102. The Trustees are satisfied that the USS and the OSPS meet the definition of a multi-employer scheme and the College has therefore recognised the discounted fair value of the contractual contributions under the recovery plan in existence at the date of approving these financial statements.

The College also operates a defined benefit pension scheme that is closed to new members, the Magdalen College Retirement Benefits Scheme. The cost of this scheme is accounted for in accordance with the requirements of FRS 102.

MAGDALEN COLLEGE**Consolidated Statement of Financial Activities****For the year ended 31 July 2022**


	Notes	Unrestricted Funds £'000	Restricted Funds £'000	Endowed Funds £'000	2022 Total £'000	2021 Total £'000
INCOME AND ENDOWMENTS FROM:						
Charitable activities	1					
Teaching, research and residential		7,201	0	0	7,201	5,841
Public worship		13	0	0	13	13
Heritage		312	0	0	312	79
Other trading income	2	542	0	0	542	266
Donations and legacies	3	559	4,410	721	5,690	2,286
Investments						
Investment income	4	5	0	15,763	15,768	11,539
Total return allocated to income	13	9,074	2,226	(11,300)	0	0
Other income		30	0	0	30	280
Total income		<u>17,736</u>	<u>6,636</u>	<u>5,184</u>	<u>29,556</u>	<u>20,304</u>
EXPENDITURE ON:						
Charitable activities	5					
Teaching, research and residential		14,677	2,715	0	17,392	14,266
Public worship		580	111	0	691	587
Heritage		185	72	0	257	55
Generating funds:	5					
Fundraising		739	0	0	739	637
Trading expenditure		522	0	0	522	13
Investment management costs		0	0	10,488	10,488	5,937
Total expenditure		<u>16,703</u>	<u>2,898</u>	<u>10,488</u>	<u>30,089</u>	<u>21,495</u>
Net income/(expenditure) before gains		1,033	3,738	(5,304)	(533)	(1,191)
Net gains on investments	10,11	0	0	99,885	99,885	326,872
Net income		<u>1,033</u>	<u>3,738</u>	<u>94,581</u>	<u>99,352</u>	<u>325,681</u>
Transfers between funds	18	15	(390)	375	0	0
Non-controlling interest		0	0	(17,986)	(17,986)	0
Net movement in funds for the year		<u>1,048</u>	<u>3,348</u>	<u>76,970</u>	<u>81,366</u>	<u>325,681</u>
Fund balances brought forward	18	31,511	2,388	633,816	667,715	342,034
Funds carried forward at 31 July		<u>32,559</u>	<u>5,736</u>	<u>710,786</u>	<u>749,081</u>	<u>667,715</u>

MAGDALEN COLLEGE
Consolidated and College Balance Sheets
As at 31 July 2022

	Notes	2022 Group £'000	2021 Group £'000	2022 College £'000	2021 College £'000
FIXED ASSETS					
Tangible assets	9	49,127	34,971	32,564	30,767
Property investments	10	552,401	423,365	67,826	342,330
Other investments	11	298,133	235,291	562,652	245,301
		<u>899,661</u>	<u>693,627</u>	<u>663,042</u>	<u>618,398</u>
CURRENT ASSETS					
Stocks		1,095	1,010	1,078	1,000
Debtors	14	7,484	4,000	23,139	19,595
Investments		70,410	3,541	70,410	3,541
Cash at bank and in hand	25	18,615	9,997	1,685	8,592
Total Current Assets		<u>97,604</u>	<u>18,548</u>	<u>96,312</u>	<u>32,728</u>
CREDITORS: falling due within one year	15	(19,820)	(11,768)	(5,274)	(7,922)
NET CURRENT ASSETS		<u>77,784</u>	<u>6,780</u>	<u>91,038</u>	<u>24,806</u>
TOTAL ASSETS LESS CURRENT LIABILITIES		<u>977,445</u>	<u>700,407</u>	<u>754,080</u>	<u>643,204</u>
CREDITORS: falling due after more than one year	16	(29,884)	(30,000)	(29,884)	(30,000)
NET ASSETS BEFORE PENSION LIABILITY		<u>947,561</u>	<u>670,407</u>	<u>724,196</u>	<u>613,204</u>
Defined benefit pension scheme liability	17	(5,234)	(2,692)	(5,067)	(2,565)
TOTAL NET ASSETS		<u>942,327</u>	<u>667,715</u>	<u>719,129</u>	<u>610,639</u>
FUNDS OF THE COLLEGE 18,19					
Endowment funds		710,786	633,816	681,379	576,916
Restricted funds		5,736	2,388	5,303	2,388
Unrestricted funds					
Designated funds		32,592	31,048	32,592	31,048
General funds (excluding pension reserve)		5,201	3,028	4,922	2,852
Pension reserve		(5,234)	(2,565)	(5,067)	(2,565)
		<u>749,081</u>	<u>667,715</u>	<u>719,129</u>	<u>610,639</u>
Non-controlling interest		<u>193,246</u>	<u>0</u>	<u>0</u>	<u>0</u>
		<u>942,327</u>	<u>667,715</u>	<u>719,129</u>	<u>610,639</u>

The financial statements were approved and authorised for issue by the Governing Body of Magdalen College on 30 November 2022.


President


CFO and Bursar

MAGDALEN COLLEGE
Consolidated Statement of Cash Flows
For the year ended 31 July 2022

	Notes	2022 Group £'000	2021 Group £'000
Net cash used in operating activities	24	(3,660)	(5,383)
Cash flows from investing activities			
Dividends, interest and rents from investments		5,275	5,432
Purchase of property, plant and equipment		(16,072)	(3,826)
Proceeds from the sale of property, plant and equipment		0	9
Proceeds from sale of investments		37,841	5,225
Purchase of investments	13	(196,703)	(3,951)
Net cash provided by / (used in) investing activities		(169,659)	2,889
Cash flows from financing activities			
Repayments of borrowing		(5,000)	0
Cash inflows from new borrowing		10,956	5,000
Issue of ordinary share capital		175,260	0
Receipt of endowment		721	888
Net cash provided by (used in) financing activities		181,937	5,888
Change in cash and cash equivalents in the reporting period		8,618	3,394
Cash and cash equivalents at the beginning of the reporting period		9,997	6,603
Cash and cash equivalents at the end of the reporting period	25	18,615	9,997

MAGDALEN COLLEGE
Notes to the Financial Statements
For the year ended 31 July 2022

1 INCOME FROM CHARITABLE ACTIVITIES

	2022 £'000	2021 £'000
Teaching, research and residential		
<i>Unrestricted Funds</i>		
Tuition fees - UK and EU students	1,687	1,703
Tuition fees - Overseas students	1,348	1,126
Other fees	133	111
Other grant support	324	365
Other academic income	57	21
College residential income	3,652	2,514
<i>Restricted Funds</i>		
Other academic income	0	1
	<u>7,201</u>	<u>5,841</u>
Public worship		
<i>Unrestricted Funds</i>		
Sundry income	<u>13</u>	<u>13</u>
Heritage income		
<i>Unrestricted Funds</i>		
Heritage income	<u>312</u>	<u>79</u>
	<u>7,526</u>	<u>5,933</u>

The above analysis includes £3,358k received from the University of Oxford from publicly accountable funds under the College Funding Formula Scheme (2021: £3,193k).

2 INCOME FROM OTHER TRADING ACTIVITIES

	2022 £'000	2021 £'000
Subsidiary company trading income	502	166
Other trading income	<u>40</u>	<u>100</u>
	<u>542</u>	<u>266</u>

3 DONATIONS AND LEGACIES

	2022 £'000	2021 £'000
Unrestricted funds	559	493
Restricted funds	4,410	905
Endowed funds	<u>721</u>	<u>888</u>
	<u>5,690</u>	<u>2,286</u>

4 INVESTMENT INCOME

	2022 £'000	2021 £'000
<i>Unrestricted funds</i>		
Interest on fixed term deposits and cash	<u>5</u>	<u>3</u>

MAGDALEN COLLEGE
Notes to the Financial Statements
For the year ended 31 July 2022

4 INVESTMENT INCOME (continued)

	2022 £'000	2021 £'000
<i>Endowed funds</i>		
Agricultural rent	449	284
Commercial rent	742	845
Other property income	13,727	9,851
Equity dividends	731	531
Interest on fixed term deposits and cash	114	2
Other investment income	0	23
	<u>15,763</u>	<u>11,536</u>

5 ANALYSIS OF EXPENDITURE

		2022 £'000	2021 £'000
Charitable expenditure			
Direct staff costs allocated to:	Teaching, research and residential	9,139	7,049
	Public worship	247	222
	Heritage	140	11
Other direct costs allocated to:	Teaching, research and residential	5,923	5,049
	Public worship	381	348
	Heritage	94	44
Support and governance costs allocated to:	Teaching, research and residential	2,330	2,168
	Public worship	63	17
	Heritage	23	0
		<u>18,340</u>	<u>14,908</u>
Expenditure on raising funds			
Direct staff costs allocated to:	Fundraising	484	469
	Trading Expenditure	330	0
	Investment management costs	1,202	1,011
Other direct costs allocated to:	Fundraising	153	148
	Trading expenditure	55	9
	Investment management costs	7,784	3,425
Support and governance costs allocated to:	Fundraising	102	20
	Trading expenditure	137	4
	Investment management costs	1,502	1,501
		<u>11,749</u>	<u>6,587</u>
Total Expenditure		<u>30,089</u>	<u>21,495</u>

The 2021 resources expended of £21,495k is represented by: £14,112k from unrestricted funds, £572k from restricted funds and £6,811k from endowment funds.

The College is liable to be assessed for Contribution under the provision of Statue XV of the University of Oxford. The Contribution Fund is used to make grants and loans to colleges on the basis of need. Contributions are calculated annually in accordance with regulations made by the Council of the University of Oxford. The teaching and research costs include College Contribution paid of £401,855 (2021: £309,422).

MAGDALEN COLLEGE
Notes to the Financial Statements
For the year ended 31 July 2022

6 ANALYSIS OF SUPPORT AND GOVERNANCE COSTS

	Generating Funds	Teaching Research & Residential	Public Worship	Heritage	2022 Total
	£'000	£'000	£'000	£'000	£'000
Financial administration	431	363	16	11	821
Domestic administration	62	344	0	12	418
Human resources	24	228	28	0	280
IT	65	274	7	0	346
Governance	8	34	0	0	42
Depreciation	103	1,007	12	0	1,122
Loan interest payable	1,048	0	0	0	1,048
Other finance charges	0	80	0	0	80
	1,741	2,330	63	23	4,157

	Generating Funds	Teaching Research & Residential	Public Worship	Heritage	2021 Total
	£'000	£'000	£'000	£'000	£'000
Financial administration	402	471	0	0	873
Domestic administration	0	356	0	0	356
Human resources	0	124	0	0	124
IT	17	215	0	0	232
Governance	13	28	0	0	41
Depreciation	88	924	17	0	1,029
Loss on fixed asset disposals	0	(9)	0	0	(9)
Loan interest payable	995	0	0	0	995
Other finance charges	10	59	0	0	69
	1,525	2,168	17	0	3,710

Depreciation costs and profit or loss on disposal of fixed assets are attributed according to the use made of the underlying assets. Interest and other finance charges are attributed according to the purpose of the related financing. Governance costs are allocated based on an assessment of time taken.

	2022 £'000	2021 £'000
Governance costs comprise:		
Auditor's remuneration – audit services	38	35
Auditor's remuneration – other services	3	2
Other governance costs	1	4
	42	41

No amount has been included in governance costs for the direct employment costs or reimbursed expenses of the College trustees on the basis that these payments relate to the trustees' involvement in the College's charitable activities. Details of the remuneration of the trustees and their reimbursed expenses are included in note 21.

MAGDALEN COLLEGE
Notes to the Financial Statements
For the year ended 31 July 2022

7 GRANTS AND AWARDS

During the year the College funded research awards and bursaries to students from its funds as follows:

		2022	2021
		£'000	£'000
Unrestricted funds			
Grants to individuals:	Scholarships, prizes and grants	20	133
	Bursaries and hardship awards	26	8
Grants to institutions		107	205
		<u>153</u>	<u>346</u>
Restricted funds			
Grants to individuals:	Scholarships, prizes and grants	770	427
	Bursaries and hardship awards	321	640
Grants to institutions		105	0
		<u>1,196</u>	<u>1,067</u>
Total grants and awards		<u>1,349</u>	<u>1,413</u>

The figures for grants and awards include the cost to the College of the Oxford Bursary scheme. Students of the College received £270,217 from this scheme (2021: £233,522). The above costs are included within charitable expenditure on Teaching and Research. Grants to other institutions comprise payments to Magdalen College School, Oxford of £211,860 (2021: £205,184), as a contribution towards the education of the College's choristers. This sum is included within charitable expenditure on Public Worship.

8 STAFF COSTS

The aggregate payroll costs for the year were as follows:

	2022	2021
	£'000	£'000
Salaries and wages	8,107	7,971
Social security costs	732	654
Pension costs	1,370	1,200
	<u>10,209</u>	<u>9,825</u>
Pension provision	2,479	0
	<u>12,688</u>	<u>9,825</u>

Key management remuneration

Key management are considered to be the President, the Vice-President, Senior Tutor, CFO & Bursar, Home Bursar and Development Director. Their total remuneration including National Insurance costs amounted to £740,780 (2021: £747,000).

The average number of employees of the College, excluding trustees, was as follows:

	2022	2021
	number	number
Tuition and research	150	156
College residential	111	113
Public worship	24	18
Fundraising	13	7
Support	17	19
Total	<u>315</u>	<u>313</u>

MAGDALEN COLLEGE
Notes to the Financial Statements
For the year ended 31 July 2022

8 STAFF COSTS (continued)

The average number of employed College trustees during the year was as follows:

	2022	2021
Tutorial fellows (University)	23	25
Tutorial fellows (College)	11	13
Other teaching and research	20	16
Other	5	4
Total	59	58

The following information relates to the employees of the College excluding the College trustees. Details of the remuneration and reimbursed expenses of the College trustees is included in note 21.

The number of employees (excluding the College trustees) during the year whose gross pay and benefits (excluding employer NI and pension contributions) fell within the following bands was:

	2022	2021
£60,001 to £70,000	3	2
£70,001 to £80,000	0	1

9 TANGIBLE FIXED ASSETS

	Group				College		
	Freehold Land & Buildings £'000	Buildings under Construction £'000	Fixtures, Fittings and Equipment £'000	Total £'000	Freehold Land and Buildings £'000	Fixtures, Fittings and Equipment £'000	Total £'000
Cost							
At start of year	36,851	3,751	7,329	47,931	36,851	6,292	43,143
Additions	2,193	13,039	840	16,072	2,193	637	2,830
Disposals	0	(783)	(1,485)	(2,268)	0	(881)	(881)
At end of year	39,044	16,007	6,684	61,735	39,044	6,048	45,092
Depreciation							
At start of year	8,753	0	4,207	12,960	8,753	3,623	12,376
Charge for the year	730	0	392	1,122	730	293	1,023
Disposals	0	0	(1,474)	(1,474)	0	(871)	(871)
At end of year	9,483	0	3,125	12,608	9,483	3,045	12,528
Net book value							
At end of year	29,561	16,007	3,559	49,127	29,561	3,003	32,564
At start of year	28,098	3,751	3,122	34,971	28,098	2,669	30,767

MAGDALEN COLLEGE
Notes to the Financial Statements
For the year ended 31 July 2022

9 TANGIBLE FIXED ASSETS (continued)

The College has substantial long-held historic assets which are used in the course of its teaching and research activities. These collections include antiquities, works of art, tapestries, books and manuscripts, archives, silverware, furniture and sculptures. They date from the early medieval period to the present day. Many are unique to the College, being either commissioned by the College or donated. They are appropriately preserved, conserved and catalogued, through a continuous and evolving process. The College employs two archivists, and is a member of the Oxford Colleges Conservation Consortium. These historic assets were appraised by Sotheby's in March 2015 and are insured through an appropriate policy. Access to such assets by visiting researchers is permitted by appointment. All such assets are held at cost less depreciation, where relevant. The majority of these historic assets have been held for many years and accurate historic cost information is not available for these assets. However, the trustees consider that their historical cost less depreciation would not be material. As these assets are in regular use to support the main objects of the College, they are regarded as functional rather than heritage assets.

Some of the more recent acquisitions have been capitalised in accordance with the College's accounting policies and are included within Tangible Fixed Assets under the heading "Fixtures, fittings and equipment". There have been no disposals of heritage assets in recent years.

The College has taken advantage of the exemption within FRS 102 not to disclose transactions before 1 January 2015 as obtaining fair values for these assets would be impracticable and the cost of obtaining such valuations would outweigh the benefits to the users of these financial statements.

10 PROPERTY INVESTMENTS

Group	Agricultural	Commercial	Other	2022	2021
				Total	Total
	£'000	£'000	£'000	£'000	£'000
Valuation at start of year	25,653	391,911	5,801	423,365	147,693
Additions and improvements at cost	816	42,900	0	43,716	396
Transfers from fixed assets	0	0	0	0	1,639
Disposals	(3,674)	(33,267)	(900)	(37,841)	(577)
Revaluation gains in the year	2,934	118,593	1,634	123,161	274,214
Valuation at end of year	25,729	520,137	6,535	552,401	423,365

College	Agricultural	Commercial	Other	2022	2021
				Total	Total
	£'000	£'000	£'000	£'000	£'000
Valuation at start of year	25,653	310,876	5,801	342,330	101,255
Additions and improvements at cost	816	0	0	816	396
Disposals	(3,674)	(274,875)	(900)	(279,449)	(577)
Revaluation gains in the year	2,934	(439)	1,634	4,129	241,256
Valuation at end of year	25,729	35,562	6,535	67,826	342,330

A formal valuation of the agricultural, commercial and other properties was prepared by the College's estate managers, Savills, at 31 July 2022. A formal valuation of the Oxford Science Park was prepared by Avison Young at 31 July 2022. Both valuations were conducted in accordance with the RICS Valuation — Global Standards effective from 31 January 2020.

MAGDALEN COLLEGE
Notes to the Financial Statements
For the year ended 31 July 2022

11 OTHER INVESTMENTS

	2022	2021
	£'000	£'000
Valuation at start of year	235,291	188,041
New money invested	63,364	3,024
Amounts withdrawn	(4,311)	(8,986)
Reinvested income	1,725	531
Increase in value of investments	2,064	52,681
Group investments at end of year	298,133	235,291
Investment in subsidiaries	264,519	10,010
College investments at end of year	562,652	245,301

Group investments comprise:

	Held outside the UK £'000	Held in the UK £'000	2022 Total £'000	Held outside the UK £'000	Held in the UK £'000	2021 Total £'000
Equity investments	0	266,582	266,582	0	216,079	216,079
Alternative & other investments	24,407	7,107	31,514	13,758	5,137	18,895
Fixed term deposits and cash	0	37	37	0	317	317
Total Group Investments	24,407	273,726	298,133	13,758	221,533	235,291

12 PARENT AND SUBSIDIARY UNDERTAKINGS

The financial statements consolidate the accounts of Magdalen College and the following bodies:

The Oxford Science Park Limited	A wholly owned trading subsidiary (company number 02287341) whose principal activity is investment manager of The Oxford Science Park (Properties) Limited.
The Oxford Science Park (Properties) Limited	A company (JFSC number 138196), owned 60% by the College and 40% by GIC for the purposes of owning and developing the Oxford Science Park assets.
Magdalen College Trading Limited	A wholly owned trading subsidiary (company number 06644077) whose activities make use of College facilities and include the provision of accommodation for old members of college, the provision of conference facilities and the operation of a visitor scheme.
Magdalen College Educational Conferences Limited	A company limited by guarantee (number 06644047) whose principal activity is to provide conference facilities at Magdalen College.
Magdalen College Development Trust	A charitable trust (number 273860) established primarily as a fundraising body to meet the needs of the College and to support the College on fundraising strategy, projects and execution.
Magdalen Development Company Limited	A wholly owned subsidiary (company number 01983907) engaged in property development activities.

MAGDALEN COLLEGE
Notes to the Financial Statements
For the year ended 31 July 2022

12 PARENT AND SUBSIDIARY UNDERTAKINGS (continued)

	The Oxford Science Park (Properties) Limited	The Oxford Science Park Limited	Magdalen College Trading Limited	Magdalen College Educational Conferences Limited	Magdalen College Development Trust	Magdalen Development Company Limited
	£'000	£'000	£'000	£'000	£'000	£'000
Income	11,557	6,810	811	458	4,982	22
Expenditure	(8,052)	(3,627)	(549)	(458)	(4,553)	(22)
Result for the year	3,505	3,183	262	0	429	0
Distribution under gift aid	0	(864)	(155)	0	0	0
Movement in reserves	3,505	2,319	107	0	429	0
Total assets	516,441	4,217	998	582	5,307	6
Total liabilities	(33,327)	(844)	(736)	(582)	(4,858)	(6)
Net funds at the end of year	483,114	3,373	262	0	449	0

13 STATEMENT OF INVESTMENT TOTAL RETURN

The Trustees have adopted a duly authorised policy of total return accounting for the College investment returns, with effect from 31 July 2003. The investment return, to be applied as income, is calculated as 3.5% (2021: 3.5%) of the average of the year-end values of the relevant investments in each of the last 5 years. The preserved (frozen) value of the invested endowment capital represents its open market value at 31 July 2003 together with all subsequent endowments valued at date of gift.

	Permanent Endowment Trust for Investment	Unapplied Total Return	Total	Expendable Endowment	Total 2022
	£'000	£'000	£'000	£'000	£'000
At the beginning of the year:					
Gift component of the permanent endowment	6,581	0	6,581	0	6,581
Unapplied total return	0	6,711	6,711	0	6,711
Expendable endowment	0	0	0	620,524	620,524
Total Endowments	6,581	6,711	13,292	620,524	633,816
Movements in the reporting period:					
Gift of endowment funds	3	0	3	718	721
Investment return: total investment income	0	114	114	15,649	15,763
Investment return: realised and unrealised gains and losses	0	78	78	99,807	99,885
Investment management costs	0	(47)	(47)	(10,441)	(10,488)
Other transfers	0	0	0	375	375
Non-controlling interest in non-charitable subsidiary	0	0	0	(17,986)	(17,986)
Total	3	145	148	88,122	88,270
Unapplied total return allocated to income in reporting period	0	(360)	(360)	0	(360)
Expendable endowments transferred to income	0			(10,940)	(10,940)
Net movements in reporting period	3	(215)	(212)	77,182	76,970
At end of the reporting period:					
Gift component of the permanent endowment	6,584	0	6,584	0	6,584
Unapplied total return	0	6,496	6,496	0	6,496
Expendable endowment	0	0	0	697,706	697,706
Total Endowments	6,584	6,496	13,080	697,706	710,786

MAGDALEN COLLEGE
Notes to the Financial Statements
For the year ended 31 July 2022

13 STATEMENT OF INVESTMENT TOTAL RETURN (continued)

The total return for the prior year was as follows:

	Permanent Endowment		Expendable	Total
	Trust for Investment	Unapplied Total Return	Endowment	2021
	£'000	£'000	£'000	£'000
At the beginning of the year:				
Gift component of the permanent endowment	6,580	0	0	6,580
Unapplied total return	0	3,791	0	3,791
Expendable endowment	0	0	294,134	294,134
Total Endowments	6,580	3,791	294,134	304,505
Movements in the reporting period:				
Gift of endowment funds	1	0	887	888
Investment return: total investment income	0	88	11,448	11,536
Investment return: realised and unrealised gains and losses	0	2,671	324,324	326,995
Investment management costs	0	(26)	(5,911)	(5,937)
Other transfers	0	413	3,080	3,493
Total	1	3,146	333,828	336,975
Unapplied total return allocated to income in reporting period	0	(226)	0	(226)
Expendable endowments transferred to income	0	0	(7,438)	(7,438)
Net movements in reporting period	1	2,920	326,390	329,311
At end of the reporting period:				
Gift component of the permanent endowment	6,581	0	0	6,581
Unapplied total return	0	6,711	0	6,711
Expendable endowment	0	0	620,524	620,524
Total Endowments	6,581	6,711	620,524	633,816

14 DEBTORS

	2022 Group £'000	2021 Group £'000	2022 College £'000	2021 College £'000
Amounts falling due within one year:				
Trade debtors	1,728	726	75	245
Amounts owed by College members	103	14	103	14
Amounts owed by Group undertakings	0	0	6,020	529
Loans repayable within one year	253	244	253	244
Prepayments and accrued income	1,104	584	59	59
Other debtors	4,207	922	196	679
Loan to group undertaking	0	0	16,433	0
Amounts falling due after more than one year:				
Amounts outstanding under lease incentive arrangements	89	1,510	0	402
Loan to group undertaking	0	0	0	17,423
	7,484	4,000	23,139	19,595

MAGDALEN COLLEGE
Notes to the Financial Statements
For the year ended 31 July 2022

15 CREDITORS: falling due within one year

	2022	2021	2022	2021
	Group	Group	College	College
	£'000	£'000	£'000	£'000
Bank loans	0	5,000	0	5,000
Trade creditors	3,646	1,233	546	405
Amounts owed to College members	57	63	58	63
Amounts owed to Group undertakings	0	0	1,875	0
Taxation and social security	1,659	293	1,665	55
Accruals and deferred income	2,426	3,154	904	1,129
Other creditors	1,076	2,025	226	1,270
Loan from co-investor	10,956	0	0	0
	19,820	11,768	5,274	7,922

In 2022, the College's co-investor in The Oxford Science Park (Properties) Limited advanced funds for the acquisition of investment property and to fund construction commitments. The loan is interest free and repayable on demand.

16 CREDITORS: falling due after more than one year

	2022	2021	2022	2021
	Group	Group	College	College
	£'000	£'000	£'000	£'000
Fixed rate loan	29,884	30,000	29,884	30,000

The College entered into a private placement of £30 million in unsecured fixed rate loan notes with a single institutional investor in September 2015, which have an average term of 25 years and an average coupon of 3.32%. Unamortised issue costs of £116k are included above.

17 DEFINED BENEFIT PENSION SCHEME LIABILITY

	2022	2021	2022	2021
	Group	Group	College	College
	£'000	£'000	£'000	£'000
At the start of the year	2,692	2,660	2,565	2,479
Charged in the Statement of Financial Activities	2,542	32	2,502	86
At the end of the year	5,234	2,692	5,067	2,565

The College is a member of the Universities Superannuation Scheme ('USS') and University of Oxford Staff Pension Scheme ('OSPS'). The Oxford Science Park Limited is also a member of OSPS. These are multi-employer pension schemes both of which are in deficit. The College has recognised a provision for its commitments under the agreed deficit reduction plans for each scheme. In calculating these provisions, the College has estimated that salary expense will increase at 4% p.a. and the liability is discounted at a high-quality corporate bond rate of 3.19% (2021: 0.89%). A sensitivity analysis to changes in salary and discount rate changes is shown in note 22.

Prior to 1 October 2005, staff were able to accrue benefits for service in the Magdalen College Staff Retirement Benefits Scheme (the 'SRBS'). All members of staff were offered the opportunity to join OSPS from 1 October 2005 in order to secure benefits for service from that date and were no longer able to accrue benefits in the SRBS. At 31 July 2022, as a result of making a significant contribution in 2015/16, the scheme was in surplus.

MAGDALEN COLLEGE
Notes to the Financial Statements
For the year ended 31 July 2022

18 ANALYSIS OF MOVEMENTS ON FUNDS

	At 31 July 2021	Income	Expenditure	Transfers	Gains / (losses)	Interest of non- controlling entities	At 31 July 2022
	£'000	£'000	£'000	£'000	£'000	£'000	£'000
<u>Endowment Funds</u>							
Permanent Endowment	13,292	117	(47)	(360)	78	0	13,080
Expendable Endowment							
General Funds	487,700	1,969	(1,477)	98,179	5,970	0	592,341
Specific Funds	75,924	1,025	(230)	(1,690)	929	0	75,958
Total College	576,916	3,111	(1,754)	96,129	6,977	0	681,379
Held by subsidiaries	56,900	13,373	(8,734)	(107,054)	92,908	0	47,393
Non-controlling interest	0	0	0	0	0	(17,986)	(17,986)
Total Group	633,816	16,484	(10,488)	(10,925)	99,885	(17,986)	710,786
<u>Restricted Funds</u>							
College	2,388	3,977	(2,898)	1,836	0	0	5,303
Held by subsidiary	0	433	0	0	0	0	433
Total Group	2,388	4,410	(2,898)	1,836	0	0	5,736
<u>Unrestricted Funds</u>							
Designated - Fixed Assets	30,767	0	0	1,797	0	0	32,564
Designated - Other	281	0	0	(253)	0	0	28
	31,048	0	0	1,544	0	0	32,592
General Reserve	2,853	8,510	(16,656)	10,215	0	0	4,922
Pension Reserve	(2,565)	0	0	(2,500)	0	0	(5,067)
Total College	31,336	8,510	(16,656)	9,257	0	0	32,447
Held by subsidiaries:							
General Reserve	175	152	(47)	0	0	0	280
Pension Reserve	0	0	0	(168)	0	0	(168)
Total Group	31,511	8,662	(16,703)	9,089	0	0	32,559
Total Funds	667,715	29,556	(30,089)	0	99,885	(17,986)	749,081

MAGDALEN COLLEGE
Notes to the Financial Statements
For the year ended 31 July 2022

18 ANALYSIS OF MOVEMENTS ON FUNDS (continued)

Prior Year	At 31 July 2020	Income	Expenditure	Transfers	Gains / (Losses)	At 31 July 2021
	£'000	£'000	£'000	£'000	£'000	£'000
<u>Endowment Funds</u>						
Permanent Endowment	10,371	90	(105)	265	2,671	13,292
Expendable Endowment						
General Funds	214,430	5,924	(1,763)	(6,806)	275,915	487,700
Specific Funds	56,642	1,044	(882)	3,669	15,451	75,924
Total College	281,443	7,058	(2,750)	(2,872)	294,037	576,916
Held by subsidiaries	23,062	5,366	(4,060)	(426)	32,958	56,900
Total Group	304,505	12,424	(6,810)	(3,298)	326,995	633,816
<u>Restricted Funds</u>						
Total College	2,205	907	(572)	(152)	0	2,388
<u>Unrestricted Funds</u>						
Fixed Assets Designated	30,270	0	0	497	0	30,767
Designated Reserves	5,615	0	0	(5,334)	0	281
General Reserve	2,269	7,230	(14,097)	7,316	135	2,853
Pension Reserve	(2,479)	0	0	(86)	0	(2,565)
Total College	35,675	7,230	(14,097)	2,393	135	31,336
Held by subsidiaries	(351)	(257)	(16)	1,057	(258)	175
Total Group	35,324	6,973	(14,113)	3,450	(123)	31,511
Total Funds	342,034	20,304	(21,495)	0	326,872	667,715

19 DETAILS OF THE COLLEGE FUNDS

The following is a summary of the origins and purposes of each category of fund.

<u>Permanent Endowment</u>	Donations where income derived from capital, but not the original capital, can be used for restricted purposes of the College.
<u>Expendable Endowment</u>	
General Endowment Fund	Donations and past capitalisation of income where either income, or income and capital, can be used for the general purposes of the College.
Specific Endowment Funds	Donations and past capitalisation of income where either income, or income and capital, can be used for restricted purposes of the College.
<u>Restricted Funds</u>	Revenue gifts given for restricted purposes.
<u>Unrestricted Funds</u>	
Designated Funds	Unrestricted funds allocated by the trustees for designated future purposes including the Fixed Asset Funds which are represented by the net book value of tangible fixed assets of the College.
General Unrestricted Funds	Accumulated income from the College and Group's activities and other sources that are available for the general purposes of the College.

MAGDALEN COLLEGE
Notes to the Financial Statements
For the year ended 31 July 2022

20 ANALYSIS OF NET ASSETS BETWEEN FUNDS

	Unrestricted Funds £'000	Restricted Funds £'000	Endowment Funds £'000	2022 Total £'000
Tangible fixed assets	32,564	0	16,563	49,127
Property investments	0	0	552,401	552,401
Other investments	0	0	298,133	298,133
Net current assets	5,229	5,736	66,819	77,784
Long term liabilities	0	0	(29,884)	(29,884)
Defined benefit pension scheme liability	(5,234)	0	0	(5,234)
Non-controlling interest in trading subsidiary	0	0	(193,246)	(193,246)
	<u>32,559</u>	<u>5,736</u>	<u>710,786</u>	<u>749,081</u>

The analysis for the prior year was as follows:

	Unrestricted Funds £'000	Restricted Funds £'000	Endowment Funds £'000	2021 Total £'000
Tangible fixed assets	30,767	0	4,204	34,971
Property investments	0	0	423,365	423,365
Other investments	0	0	235,291	235,291
Net current assets	3,309	2,388	1,083	6,780
Long term liabilities	0	0	(30,000)	(30,000)
Defined benefit pension scheme liability	(2,565)	0	(127)	(2,692)
	<u>31,511</u>	<u>2,388</u>	<u>633,816</u>	<u>667,715</u>

21 TRUSTEES' REMUNERATION

The trustees of the College comprise the permanent Governing Body Fellows.

The fellows who are trustees of the College for the purposes of charity law receive no remuneration for acting as charity trustees but are paid by either or both of the University and the College for the academic or management services they provide.

Trustees of the College fall into the following categories; Non-Stipendiary (Professorial) Fellows, Tutorial Fellows, Fellows by Examination (Junior Research Fellows), full-time College Officers (President, Senior Tutor, CFO & Bursar, Home Bursar, Development Director, Dean of Divinity).

Trustees of the College who receive salaries for their work as employees are paid on external academic and academic-related scales and often under joint arrangements with the University of Oxford except that the pay of 4 full-time College Officers is decided by Governing Body. Additional stipends are paid to fellows, including some non-stipendiary fellows, who hold a position of part-time College officer in addition to their academic work, for example, Vice President, Senior and Junior Deans, Dean of Degrees, Tutor for Admissions, Tutor for Equality & Diversity and Widening Participation Fellow. These amounts are included in the gross remuneration figures below.

Remuneration is scrutinised by the Remuneration Committee who make recommendations to Governing Body on pay and benefits which are outside of external scales.

All trustees may eat at Common Table, free of charge.

All Official and Research Fellows are eligible for accommodation in College-owned housing or a housing allowance. The values of these benefits are included within the remuneration figures below.

MAGDALEN COLLEGE
Notes to the Financial Statements
For the year ended 31 July 2022

21 TRUSTEES' REMUNERATION (continued)

Range	Number of Trustees / Fellows	2022 Gross remuneration, taxable benefits and pension contributions £	Number of Trustees / Fellows	2021 Gross remuneration, taxable benefits and pension contributions £
£ nil to £ 999	13	406	15	333
£ 1,000 to £ 1,999	1	1,290	1	1,000
£ 2,000 to £ 2,999	-	-	1	2,806
£ 4,000 to £ 4,999	1	4,273	1	4,294
£ 5,000 to £ 5,999	2	11,019	-	-
£ 6,000 to £ 6,999	1	6,291	-	-
£ 7,000 to £ 7,999	1	7,064	1	7,792
£ 9,000 to £ 9,999	1	9,693	-	-
£ 12,000 to £ 12,999	-	-	1	12,190
£ 13,000 to £ 13,999	1	13,132	-	-
£ 15,000 to £ 15,999	2	30,762	2	30,670
£ 16,000 to £ 16,999	1	16,882	-	-
£ 18,000 to £ 18,999	1	18,213	1	18,846
£ 21,000 to £ 21,999	-	-	3	63,482
£ 22,000 to £ 22,999	-	-	1	22,200
£ 23,000 to £ 23,999	1	23,188	-	-
£ 26,000 to £ 26,999	2	53,486	-	-
£ 27,000 to £ 27,999	-	-	1	27,204
£ 28,000 to £ 28,999	2	57,414	2	56,841
£ 29,000 to £ 29,999	2	58,801	1	29,716
£ 30,000 to £ 30,999	1	30,551	11	338,635
£ 31,000 to £ 31,999	10	313,446	-	-
£ 32,000 to £ 32,999	1	32,194	-	-
£ 33,000 to £ 33,999	1	33,512	1	33,785
£ 34,000 to £ 34,999	1	34,012	-	-
£ 35,000 to £ 35,999	3	106,521	1	35,365
£ 36,000 to £ 36,999	-	-	1	36,785
£ 37,000 to £ 37,999	1	37,762	-	-
£ 38,000 to £ 38,999	-	-	2	77,509
£ 39,000 to £ 39,999	1	39,237	-	-
£ 41,000 to £ 41,999	1	41,370	2	82,962
£ 43,000 to £ 43,999	-	-	1	43,867
£ 44,000 to £ 44,999	-	-	3	134,204
£ 46,000 to £ 46,999	-	-	1	46,754
£ 48,000 to £ 48,999	2	97,881	-	-
£ 50,000 to £ 50,999	1	50,667	-	-
£ 52,000 to £ 52,999	1	52,371	-	-
£ 54,000 to £ 54,999	1	54,960	-	-
£ 55,000 to £ 55,999	1	55,953	-	-
£ 56,000 to £ 56,999	-	-	1	56,551
£ 57,000 to £ 57,999	-	-	1	57,283
£ 59,000 to £ 59,999	1	59,241	1	59,667
£ 60,000 to £ 60,999	-	-	1	60,065
£ 61,000 to £ 61,999	1	61,690	-	-
£ 63,000 to £ 63,999	1	63,410	1	63,667
£ 64,000 to £ 64,999	-	-	1	64,610
£ 65,000 to £ 65,999	1	65,194	5	326,712
£ 66,000 to £ 66,999	1	66,480	1	66,097

MAGDALEN COLLEGE
Notes to the Financial Statements
For the year ended 31 July 2022

21 TRUSTEES' REMUNERATION (continued)

Range	Number of Trustees / Fellows	2022	Number of Trustees / Fellows	2021
		Gross remuneration, taxable benefits and pension contributions £		Gross remuneration, taxable benefits and pension contributions £
£ 67,000 to £ 67,999	-	-	1	67,690
£ 68,000 to £ 68,999	-	-	1	68,189
£ 71,000 to £ 71,999	2	143,252	-	-
£ 72,000 to £ 72,999	2	145,380	-	-
£ 74,000 to £ 74,999	1	74,244	-	-
£ 75,000 to £ 75,999	1	75,614	-	-
£ 79,000 to £ 79,999	-	-	1	79,550
£ 82,000 to £ 82,999	1	82,407	-	-
£ 83,000 to £ 83,999	1	83,082	-	-
£ 84,000 to £ 84,999	2	169,739	-	-
£ 94,000 to £ 94,999	-	-	1	94,280
£ 95,000 to £ 95,999	-	-	1	95,281
£ 96,000 to £ 96,999	-	-	2	192,804
£ 97,000 to £ 97,999	-	-	1	97,486
£ 98,000 to £ 98,999	1	98,120	-	-
£ 99,000 to £ 99,999	-	-	1	99,401
£100,000 to £100,999	1	100,787	-	-
£101,000 to £101,999	2	202,806	-	-
£102,000 to £102,999	-	-	1	102,402
£103,000 to £103,999	-	-	1	103,513
£112,000 to £112,999	1	112,872	-	-
£115,000 to £115,999	-	-	1	115,045
£120,000 to £120,999	-	-	1	120,501
£136,000 to £136,999	1	136,416	-	-
£138,000 to £138,999	-	-	1	138,819
	79	3,033,085	80	3,236,850

There were 12 trustees during the year (2021: 14) who were not employees of the College and did not receive remuneration.

Other transactions with trustees

Fellows also receive reimbursement of personal expenses necessarily incurred in connection with their services to the College as Trustees. During the year a total of £nil (2021 - £nil) was reimbursed to Trustees for travel expenses.

Additional information on transactions with trustees is set out in note 28 Related Party Transactions.

22 PENSION SCHEMES

Open pension schemes

The College participates in two principal pension schemes for its staff - the Universities Superannuation Scheme ('USS') and the University of Oxford Staff Pension Scheme ('OSPS'). Staff employed at the Oxford Science Park Limited are members of OSPS. The assets of each scheme are each held in separate trustee-administered funds. The USS and OSPS schemes are contributory mixed benefit schemes. They provide benefits on a defined benefit basis (based on length of service and pensionable salary) and on a defined contribution basis (based on contributions into the scheme). Both are multi-employer schemes and the College is unable to identify its share of the underlying assets and liabilities relating to defined benefits of each scheme on a consistent and reasonable basis.

MAGDALEN COLLEGE
Notes to the Financial Statements
For the year ended 31 July 2022

22 PENSION SCHEMES (continued)

Therefore, in accordance with accounting standard FRS 102 paragraph 28.11, the College accounts for the schemes as if they were defined contribution schemes only. As a result, the amount charged to the Income and Expenditure Account represents the contributions payable to the schemes in respect of the accounting period.

In the event of the withdrawal of any of the participating employers in USS or OSPS, the amount of any pension funding shortfall (which cannot be otherwise recovered) in respect of that employer will be spread across the remaining participating employers and reflected in the next actuarial valuation of the scheme.

The College has also made available the National Employment Savings Trust to employees who are eligible under automatic enrolment regulations to pension benefits, but not eligible for either USS or OSPS.

Schemes accounted for under FRS 102 paragraph 28.11 as defined contribution schemes

Actuarial valuations

Qualified actuaries periodically value the USS & OSPS schemes using the 'projected unit method', embracing a market value approach. The resulting levels of contribution take account of actuarial surpluses or deficits in each scheme. The financial assumptions were derived from market conditions prevailing at the valuation date. The results of the latest actuarial valuations and the assumptions which have the most significant effect on the results are set out below.

	USS	OSPS
Date of valuation:	31 March 2020	31 March 2019
Date valuation results published:	30 September 2021	19 June 2020
Value of liabilities:	£80.6bn	£848m
Value of assets:	£66.5bn	£735m
Funding deficit:	(£14.1bn)	(£113m)
Principal assumptions:		
<ul style="list-style-type: none"> Discount rate Rate of increase in salaries Rate of increase in pensions 	Fixed interest gilt yield curve (a) Plus 1% - 2.75% CPI +0.05% (c)	Gilts + 0.5% -2.25% (b) RPI Average RPI/CPI (d)
Assumed life expectancies on retirement at age 65:		
<ul style="list-style-type: none"> Males currently aged 65 Females currently aged 65 Males currently aged 45 Females currently aged 45 	23.9 years 25.5 years 25.9 years 27.3 years	21.7 years 24.4 years 23.0 years 25.8 years
Funding Ratios:		
<ul style="list-style-type: none"> Technical provisions basis Statutory Pension Protection Fund basis 'Buy-out' basis 	83% 64% 51%	87% 74% 60%
Employer contribution rate (as % of pensionable salaries):	21.1% to 30 September 2021 21.4% from 1 October 2021	19%
Effective date of next valuation:	31 March 2023	31 March 2022

(a) The discount rate (forward rates) for the USS valuation were:

Fixed interest gilt yield curve plus: Pre-retirement 2.75%, post-retirement 1.00%

(b) The discount rates for the OSPS valuation were:

Pre-retirement: Equal to the UK nominal gilt curve at the valuation date plus 2.25% p.a. at each term.

Post-retirement: Equal to the UK nominal gilt curve at the valuation date plus 0.5% p.a. at each term.

22 PENSION SCHEMES (continued)

- (c) Pensions increases (CPI) for the USS valuation were:

Term dependent rates in line with the difference between the Fixed Interest and Index Linked yield curves, less 1.1% p.a. to 2030, reducing linearly by 0.1% p.a. to a long term difference of 0.1% p.a. from 2040.

- (d) Increases to pensions in payment for the OSPS valuation were:

RPI inflation derived from the geometric difference between the UK nominal gilt curve and the UK index-linked curve at the valuation date, less 0.3% p.a. at each term. CPI inflation is derived from the RPI inflation assumption, less the scheme actuary's best estimate of the long-term difference between RPI and CPI inflation from time to time (1.0% p.a. as at 31 March 2019).

For pension increases linked to inflation, a pension increase curve is constructed based on either the RPI, CPI or the average of the RPI and CPI inflation curves described above, adjusted to allow for the different maximum and minimum annual increases that apply, and the scheme actuary's best estimate of inflation volatility from time to time.

- (e) The USS and OSPS employer contribution rates include provisions for the cost of future accrual of defined benefits, deficit contributions, administrative expenses and defined contributions.

Sensitivity of actuarial valuation assumptions

Surpluses or deficits which arise at future valuations may impact on the Group's future contribution commitment. The sensitivities regarding the principal assumptions used to measure each scheme's liabilities and their impact are set out below:

<i>Assumption</i>	<i>USS Change in assumption</i>	<i>Impact on USS liabilities</i>
Initial pre-retirement discount rate	increase by 0.25%	decrease by £1.3bn
Post-retirement discount rate	decrease by 0.25%	increase by £2.8bn
CPI	decrease by 0.1%	decrease by £1.5bn
Life expectancy	more prudent assumption (reduce the adjustment to the base mortality table by 5%)	increase by £1.2bn
Rate of mortality	more prudent assumption (increase the annual mortality improvements long-term rates by 0.2%)	increase by £0.6bn

<i>Assumption</i>	<i>OSPS Change in assumption</i>	<i>Impact on OSPS technical provisions</i>
Valuation rate of interest	decrease by 0.25%	increase by £45m
RPI	increase by 0.25%	increase by £40m

Deficit Recovery Plans

In line with FRS 102 paragraph 28.11A, the College has recognised a liability for the contributions payable for the agreed deficit funding plan. The principal assumptions used in these calculations are tabled below:

	2021/22		2020/21	
	USS	OSPS	USS	OSPS
Finish Date for Deficit Recovery Plan	31/03/2038	30/01/2028	31/03/2028	30/01/2028
Average staff number increase	1.60%	1.60%	1.60%	1.60%
Average staff salary increase	4.00%	4.00%	4.00%	4.00%
Average discount rate over period	3.19%	3.19%	0.89%	0.89%
Effect of +0.5% change in discount rate	£169,700	£17,050	£101,800	£29,500
Effect of +1.0% change in staff growth	£373,400	£55,850	£208,700	£101,000

MAGDALEN COLLEGE
Notes to the Financial Statements
For the year ended 31 July 2022

22 PENSION SCHEMES (continued)

A provision of £5.23m has been made at 31 July 2022 (2021: £2.69m) for the present value of the estimated future deficit funding element of the contributions payable under these agreements, using the assumptions shown. The provision reduces as the deficit is settled according to the pension recovery scheme.

Closed pension scheme

Prior to 1 October 2005, staff were able to accrue benefits for service in the Magdalen College Staff Retirement Benefits Scheme (the 'SRBS'). All members of staff were offered the opportunity to join OSPS from 1 October 2005 in order to secure benefits for service and were no longer able to accrue benefits in the SRBS. The SRBS provides benefits based on length of service and final pensionable salary. The assets of the SRBS are held in separate trustee-administered funds. The scheme is periodically valued by qualified actuaries using the projected unit method.

A full actuarial valuation was carried out at 31 July 2018 and updated to 31 July 2021 by a qualified actuary, independent of the scheme's sponsoring employer. The major assumptions used by the actuary are shown below.

	2022 £'000	2021 £'000
Present value of funded obligations	(2,318)	(3,430)
Fair value of plan assets	2,779	3,796
Unrecognised surplus	461	366

Changes in the present value of the defined benefit obligation are as follows:

	2022 £'000	2021 £'000
Opening defined benefit obligation	(3,430)	(3,493)
Cost (excluding interest)	(21)	0
Interest cost	(54)	(55)
Actuarial gain/(loss)	1,054	(21)
Benefits paid	133	139
Defined benefit obligation at end of year	(2,318)	(3,430)

Changes in the fair value of the scheme assets are as follows:

	2022 £'000	2021 £'000
Opening fair value of scheme assets	3,796	3,824
Expected return	60	60
Actuarial (loss)/gain	(944)	51
Benefits paid	(133)	(139)
Fair value of scheme assets at the year end	2,779	3,796

The actual loss on the plan assets over the period ended 31 July 2022 was £884,000.

The amounts included within the Statement of Financial Activities are as follows:

	2022 £'000	2021 £'000
Net interest cost	0	0
Losses on curtailments, changes, introductions	(21)	0
Return on plan assets (excluding amounts included in net interest cost) – (loss)/gain	(944)	51
Experience gains and losses arising on the plan liabilities – (loss)/gain	(148)	39
Gain/(loss) from changes in the demographic & financial assumptions underlying the present value of the plan liabilities	1,202	(60)
Loss from changes in the amount of surplus not recoverable (excluding amounts included in net interest cost)	(89)	(30)
Total amount credited to the Statement of Financial Activities	0	0

MAGDALEN COLLEGE
Notes to the Financial Statements
For the year ended 31 July 2022

22 PENSION SCHEMES (continued)

The major categories of scheme assets as a percentage of total scheme assets are as follows:

	2022	2021
Phoenix Life / Scottish Mutual with-profits fund	100%	100%

The overall expected rate of return on the scheme assets is determined by reference to UK long dated bond yields at the balance sheet date. The expected long term rates of return for each accounting period are set out below.

Principal assumptions at the balance sheet date:	2022	2021
Discount rate	3.50%	1.60%
Price inflation – RPI	3.30%	3.40%
Price inflation – CPI	2.80%	2.80%
Allowance for revaluation of deferred pensions of CPI or 5% pa if less	2.80%	2.80%
Allowance for pension in payment increases of RPI	3.30%	3.40%
Allowance for commutation of pension for cash at retirement	n/a	n/a
Assumed life expectations on retirement aged 65:		
Retiring today - males	22.3	21.9
Retiring today - females	24.1	23.9
Retiring in 20 years - males	24.0	23.6
Retiring in 20 years - females	25.9	25.7

The best estimate of contributions to be paid by the College to the scheme for the period commencing 1st August 2022 is nil. The cost of levies to the Pension Protection Fund and management and administration expenses are payable in addition by the College as and when they fall due.

Pension charge for the year – all schemes

The pension charge recorded by the College during the accounting period (excluding pension finance costs) was equal to the contributions payable after allowance for the deficit recovery plan as follows:

Scheme	2022 £'000	2021 £'000
Universities Superannuation Scheme	3,264	657
University of Oxford Staff Pension Scheme	557	638
Magdalen College Staff Retirement Benefits Scheme	0	0
National Employment Savings Trust	28	24
	3,849	1,319

Included in other creditors are pension contributions payable of £6,101 (2021: £2,734)

Summary of movement in pension provision

	USS £'000	OSPS £'000	SRBS £'000	2022 Total £'000	2021 Total £'000
Opening provision	1,468	1,224	0	2,692	2,660
Movement in the year	2,593	(51)	0	2,542	32
Closing provision	4,061	1,173	0	5,234	2,692

MAGDALEN COLLEGE
Notes to the Financial Statements
For the year ended 31 July 2022

23 TAXATION

The College takes advantage of the tax exemptions available to charities in respect of income and capital gains received to the extent that such income and gains are applied to exclusively charitable purposes.

No liability to corporation tax arises in the College's subsidiary companies because the directors of these companies have indicated that they intend to make donations each year to the College equal to the taxable profits of the company under the Gift Aid scheme. Accordingly, no provision for taxation has been included in the financial statements.

24 RECONCILIATION OF NET INCOMING RESOURCES TO NET CASH FLOW FROM OPERATIONS

	2022 £'000	2021 £'000
Net expenditure before gains	(533)	(1,191)
Elimination of non-operating cash flows:		
– Net investment income	(5,275)	(5,726)
– Endowment donations	(721)	(888)
– Loss/(surplus) on sale of fixed assets	794	(9)
– Depreciation	1,122	1,029
– Amortisation of bond issue costs	7	0
Increase in stock	(85)	(18)
(Increase) / decrease in debtors	(3,607)	233
Increase in creditors	2,096	1,155
Increase in pension scheme liability	2,542	32
Net cash used in operating activities	(3,660)	(5,383)

25 ANALYSIS OF CHANGES IN NET DEBT

	At start of year £'000	Cash flows £'000	Other movements £'000	At end of year £'000
Cash at bank and in hand	9,997	8,618	0	18,615
Short term investments	3,541	66,869	0	70,410
Loans due within one year	(5,000)	(5,956)	0	(10,956)
Loans due after more than one year	(30,000)	0	116	(29,884)
	<u>(21,462)</u>	<u>69,531</u>	<u>116</u>	<u>48,185</u>

26 FINANCIAL COMMITMENTS

As at 31 July 2022, the Group had total commitments under non-cancellable operating leases as follows:

	2022 £'000	2021 £'000
Equipment		
payable within one year	11	17
payable between two and five years	4	6
	<u>15</u>	<u>23</u>

MAGDALEN COLLEGE
Notes to the Financial Statements
For the year ended 31 July 2022

27 CAPITAL COMMITMENTS

The College had contracted capital commitments at 31 July 2022 for capital projects totalling £0.7m (2021: £3.2m).

The Oxford Science Park (Properties) Limited had contracted commitments at 31 July 2022 for capital projects totalling £46.4m (2021: £1.1m).

28 RELATED PARTY TRANSACTIONS

The College is part of the collegiate University of Oxford. Material interdependencies between the University and the College arise as a consequence of this relationship. For reporting purposes, the University and the other Colleges are not treated as related parties as defined in FRS 102.

The College received income from and had outstanding balances with its subsidiary entities as follows:

	2022 £'000	2021 £'000
Income received from / (expenditure paid to):		
The Oxford Science Park Limited	335	4,509
The Oxford Science Park (Properties) Limited	318	0
Magdalen College Trading Limited	664	380
Magdalen College Educational Conferences Limited	458	68
Magdalen College Development Trust	4,549	2,290
Magdalen Development Company Limited	(22)	0
Outstanding balances at 31 July owed by / (owed to) subsidiary entities		
The Oxford Science Park Limited		
Inter-company balance	(1,870)	572
Loan	0	17,423
The Oxford Science Park (Properties) Limited		
Inter-company balance	394	0
Loan	16,433	0
Magdalen College Trading Limited	670	151
Magdalen College Educational Conferences Limited	507	68
Magdalen College Development Trust	4,449	310
Magdalen Development Company Limited	(5)	1

Members of the Governing Body, who are trustees of the College and consequently related parties as defined by FRS 102, receive remuneration and facilities as employees of the College. Details of these payments and reimbursed expenses as trustees are disclosed in note 21.

The College makes available healthcare benefits to its staff and trustees. It pays the annual premium due to the Oxford Colleges Healthcare Scheme at the start of the scheme year. The cost payable by members is recovered on a monthly basis. The amounts due to the College from trustees at the end of the year are as follows:

Range	2022		2021	
	Number of trustees	Total amount outstanding £	Number of trustees	Total amount outstanding £
£0 to £999	9	4,718	9	4,488
£1,000 to £1,999	6	6,776	6	6,586

28 RELATED PARTY TRANSACTIONS (continued)

The College has two properties owned jointly with trustees under joint equity ownership agreements. The financial contributions made by the College are £272,500 for one property and £300,001 for the other. These values are included within property investments.

Joint equity properties are subject to sale on the departure of the trustee from the College. In consideration for permitting a trustee to occupy a joint equity property, an annual occupation fee is payable by the trustee to the College. This is based on the Bank of England base rate plus a margin ranging from -0.1% to +1.5% depending on the length of occupation.

In addition, the College has made loans totalling £147,750 to two trustees under the College's housing loan scheme. The interest charge is based on the Bank of England base rate.

The College has made a loan of £80,000 to one trustee to fund exceptional medical costs. Interest is being charged at 1% per annum on the amount advanced. Donations of £49,821 have been received from alumni and fellows which will be used to offset this loan in part at the appropriate time.