

# SPILLS HILL CHARITABLE TRUST

England & Wales · Charity number 1141884

## Details

---

**Status** Registered

**Legal form** Other

**Registered** 2011-05-12

**Register** [View on the Charity Commission register](#)

## Contact

---

**Address** Spills Hill Farm  
Chickenden Lane  
Staplehurst  
Tonbridge  
TN12 0DP

**Phone** 07710553038

## Activities

---

**Objects:** TO PROMOTE OR ADVANCE ANY PURPOSE WHICH IS CHARITABLE ACCORDING TO THE LAW OF ENGLAND AND WALES FOR THE BENEFIT OF THE PUBLIC BY THE PAYMENT OF GRANTS,LOANS AND OTHER PAYMENTS TO SUCH CHARITY OR CHARITIES AS THE TRUSTEES SHALL FROM TIME TO TIME THINK FIT

**Activities:** Donations to other charitable bodies, primarily education, heritage and medical research.

## Classification

---

- **How:** Makes Grants To Organisations
- **What:** General Charitable Purposes
- **Who:** Other Charities Or Voluntary Bodies

## Geography

---

- Antigua And Barbuda
- Throughout England And Wales

## Finances

| Period end | Income  | Expenditure | Assets | Employees |
|------------|---------|-------------|--------|-----------|
| 2025-04-15 | £41,956 | £31,902     | -      | -         |
| 2024-04-15 | £38,523 | £25,699     | -      | -         |
| 2023-04-15 | £55,600 | £40,708     | -      | -         |
| 2022-04-15 | £69,156 | £58,799     | -      | -         |
| 2021-04-15 | £48,300 | £43,659     | -      | -         |

## Trustees

| Name                           | Role  | Appointed  |
|--------------------------------|-------|------------|
| <b>Simon John Morton Evans</b> | Chair | 2011-05-12 |
| MARK ADAM KALDERON             |       | 2011-05-12 |
| VIRGINIA LOUISE FLOWER         |       | 2011-04-06 |

**SPILLS HILL CHARITABLE TRUST**

England & Wales - Charity number 1141884

---

# Accounts

---

**Charity number: 1141884**

**SPILLS HILL  
CHARITABLE TRUST**

**TRUSTEES' REPORT AND UNAUDITED  
FINANCIAL STATEMENTS**

**FOR THE YEAR ENDED  
15 APRIL 2025**

# SPILLS HILL CHARITABLE TRUST

## CONTENTS

---

|  | Page   |
|--|--------|
| <b>Reference and administrative details of the charity</b> | 1      |
| <b>Trustees' report</b>                                    | 2 - 4  |
| <b>Independent examiner's report</b>                       | 5      |
| <b>Statement of financial activities</b>                   | 6      |
| <b>Balance sheet</b>                                       | 7      |
| <b>Notes to the financial statements</b>                   | 8 - 20 |

# SPILLS HILL CHARITABLE TRUST

## REFERENCE AND ADMINISTRATIVE DETAILS OF THE CHARITY FOR THE YEAR ENDED 15 APRIL 2025

---

|                                  |  |
|----------------------------------|--|
| <b>Trustees</b>                  | Simon Evans<br>Virginia Flower<br>Mark Kalderon                              |
| <b>Charity registered number</b> | 1141884  |
| <b>Principal office</b>          | Spills Hill Farm<br>Chickenden Lane<br>Staplehurst<br>Kent<br>TN12 0DP       |
| <b>Independent examiner</b>      | John Fassenfelt<br>Harmans Corner<br>The Street<br>Borden<br>Kent<br>ME9 8JH |
| <b>Bankers</b>                   | NatWest – City of London Office<br>1 Princes Street<br>London<br>EC2R 8BP    |

# SPILLS HILL CHARITABLE TRUST

## TRUSTEES' REPORT

*FOR THE YEAR ENDED 15 APRIL 2025*

---

The Trustees present their annual report together with the financial statements of Spills Hill Charitable Trust (the Trust) for the year ended 15 April 2025. The Trustees confirm that the annual report and financial statements of the Trust comply with the current statutory requirements, the requirements of the Trust's governing document and the provisions of the current Statement of Recommended Practice (SORP) "Accounting and Reporting by Charities".

### **Structure, governance and management**

- Constitution

Spills Hill Charitable Trust is constituted by Deed of Trust dated 22 March 2011 and is a registered charity, number 1141884.

- Trustees

The charity trustees during the year to 15 April 2025 were:

Simon Evans  
Virginia Flower  
Mark Kalderon

The trustees have the power to appoint new trustees, as set out within the Deed of Trust. The Trust has no staff other than the trustees.

- Meetings

The trustees meet as appropriate to consider the work of the Trust. All grants are approved by the trustees.

- Risk management

The trustees consider a range of risk matters including the safeguarding of its investments and the status of the Trust's grantees. The trustees maintain an insurance policy in respect of the Trust's investment property. This policy is reviewed on an annual basis.

### **Objectives and activities**

- Objects

The objects of the Trust are the furtherance of such exclusively charitable objects or purposes in such manner as the trustees shall in their absolute discretion think fit.

In setting objectives and planning for activities, the trustees have given careful consideration to general guidance published by the Charity Commission relating to public benefit.

- Grant making policy

The Trust makes grants to other charities or voluntary bodies, with particular focus on education, heritage, medical research and humanitarian relief.

# SPILLS HILL CHARITABLE TRUST

## TRUSTEES' REPORT (continued) FOR THE YEAR ENDED 15 APRIL 2025

---

### Achievements and performance

- Review of activities

The Trust's main source of regular income is rental income from two investment properties – a terraced house in London SE10 and a residential barn conversion in Staplehurst, Kent. These are let to tenants on assured shorthold tenancies. The Trust's rental income from investment property provides, and will continue to provide, a regular income stream to the Trust. The trustees' intention is to make grants and donations each year approximately equal to the Trust's income, net of expenses. The investment property portfolio has been funded in part by an interest-free, unsecured loan provided by a trustee, Simon Evans. The 2025 year-end balance of the loan was £97,050 (2024: £107,050), and it is envisaged that this will be repaid from income over approximately ten years from 2021.

Grants during the year totalled £20,050, all of which were made to other charitable bodies (as listed in Note 8 to the financial statements). The Trust's grant-making during the year remained restricted by a reduction in rental income (although an improvement over 2024), but the Trust's normal level of grant-making is expected to be restored in 2026.

- Investment policy

The trustees are satisfied that it is appropriate for its grant making activities to be funded primarily from the rental income from the Trust's investment property, and that diversification of its investment portfolio into non-property assets would not be appropriate at the present time.

- Reserves policy

During the coming year the trustees are confident that the Trust's income stream will enable them to provide continuing support to appropriate organisations. No grant making commitment has been or will be made which the trustees are unable to meet from income received.

### Plans for the future

The trustees have no plans to make any major alteration to the way the charity is currently operated. Provided the income is maintained the trustees aim to provide financial support to appropriate charities for many years.

# SPILLS HILL CHARITABLE TRUST

## TRUSTEES' REPORT (continued) FOR THE YEAR ENDED 15 APRIL 2025

---

### Trustees' responsibilities statement

The Trustees are responsible for preparing the Trustees' report and the financial statements in accordance with applicable law and United Kingdom Accounting Standards (United Kingdom Generally Accepted Accounting Practice).


The law applicable to charities in England & Wales requires the Trustees to prepare financial statements for each financial year which give a true and fair view of the state of affairs of the Trust and of the incoming resources and application of resources of the Trust for that period. In preparing these financial statements, the Trustees are required to:

- select suitable accounting policies and then apply them consistently;
- observe the methods and principles in the Charities SORP;
- make judgments and accounting estimates that are reasonable and prudent;
- prepare the financial statements on the going concern basis unless it is inappropriate to presume that the Trust will continue in operation.

The Trustees are responsible for keeping proper accounting records that are sufficient to show and explain the Trust's transactions and disclose with reasonable accuracy at any time the financial position of the Trust and enable them to ensure that the financial statements comply with the Charities Act 2011, the Charity (Accounts and Reports) Regulations 2008 and the provisions of the trust deed. They are also responsible for safeguarding the assets of the Trust and hence for taking reasonable steps for the prevention and detection of fraud and other irregularities.

This report was approved by the Trustees on 12<sup>th</sup> December 2025 and signed on their behalf by:

Simon Evans  
Trustee



# SPILLS HILL CHARITABLE TRUST

## INDEPENDENT EXAMINER'S REPORT FOR THE YEAR ENDED 15 APRIL 2025

---

### Independent examiner's report to the Trustees of Spills Hill Charitable Trust

I report on the financial statements of the Trust for the year ended 15 April 2025 which are set out on pages 6 to 20.

This report is made solely to the Trust's Trustees, as a body, in accordance with section 145 of the Charities Act 2011 and regulations made under section 154 of that Act. My work has been undertaken so that I might state to the Trust's Trustees those matters I am required to state to them in an independent examiner's report and for no other purpose. To the fullest extent permitted by law, I do not accept or assume responsibility to anyone other than the Trust and the Trust's Trustees as a body, for my work or for this report.

### Respective responsibilities of Trustees and examiner

The Trust's Trustees are responsible for the preparation of the financial statements, and they consider that an audit is not required for this year under section 144(2) of the Charities Act 2011 (the Act) and that an independent examination is needed.

It is my responsibility to:

- examine the financial statements under section 145 of the Act;
- follow the procedures laid down in the general Directions given by the Charity Commission under section 145(5)(b) of the Act; and
- state whether particular matters have come to my attention.

### Basis of independent examiner's report


My examination was carried out in accordance with the general Directions given by the Charity Commission. An examination includes a review of the accounting records kept by the Trust and a comparison of the financial statements presented with those records. It also includes consideration of any unusual items or disclosures in the financial statements, and seeking explanations from you as Trustees concerning any such matters. The procedures undertaken do not provide all the evidence that would be required in an audit, and consequently no opinion is given as to whether the financial statements present a 'true and fair view' and the report is limited to those matters set out in the statement below.

### Independent examiner's statement

In connection with my examination, no matter has come to my attention:

- (1) which gives me reasonable cause to believe that in any material respect the requirements:
  - to keep accounting records in accordance with section 130 of the Act; and
  - to prepare financial statements which accord with the accounting records and comply with the accounting requirements of the Acthave not been met; or
- (2) to which, in my opinion, attention should be drawn in order to enable a proper understanding of the financial statements to be reached.

Signed:



John Fassenfelt

Dated: 12<sup>th</sup> December 2025



|                                |                              |    |                     |          |              |
|--------------------------------|------------------------------|----|---------------------|----------|--------------|
| Charity Name                   | Spills Hill Charitable Trust |    | Charity No (if any) | 114884   | <b>CC17a</b> |
| Annual accounts for the period |                              |    |                     |          |              |
| Period start date              | 16.04.24                     | To | Period end date     | 15.04.25 |              |

## Section A Statement of financial activities

| Recommended categories by activity  | Details of own analysis | Note | Restricted              |                   |                      | Total this year<br>£ | Total last year<br>£ |
|---|-------------------------|------|-------------------------|-------------------|----------------------|----------------------|----------------------|
|   |                         |      | Unrestricted funds<br>£ | income funds<br>£ | Endowment funds<br>£ |                      |                      |
|   |                         |      | F01                     | F02               | F03                  | F04                  | F05                  |
| <b>Incoming resources (Note 3)</b>  |                         |      |                         |                   |                      |                      |                      |
| Incoming resources from generated funds   |                         |      | -                       | -                 | -                    | -                    | -                    |
| Voluntary income  |                         | S01  | -                       | -                 | -                    | -                    | -                    |
| Activities for generating funds   |                         | S02  | -                       | -                 | -                    | -                    | -                    |
| Investment income   |                         | S03  | 41,956-                 | -                 | -                    | 41,956-              | 38,523-              |
| Incoming resources from charitable activities                                   |                         | S04  | -                       | -                 | -                    | -                    | -                    |
| Other incoming resources  |                         | S05  | -                       | -                 | -                    | -                    | -                    |
| <b>Total incoming resources</b>   |                         | S06  | 41,956-                 | -                 | -                    | 41,956-              | 38,523-              |
| <b>Resources expended (Notes 4-8)</b>   |                         |      |                         |                   |                      |                      |                      |
| Costs of Generating Funds   |                         |      | -                       | -                 | -                    | -                    | -                    |
| Costs of generating voluntary income  |                         | S07  | -                       | -                 | -                    | -                    | -                    |
| Fundraising trading costs   |                         | S08  | -                       | -                 | -                    | -                    | -                    |
| Investment management costs   |                         | S09  | 11,852-                 | -                 | -                    | 11,852-              | 16,699-              |
| Charitable activities   |                         | S10  | 20,050-                 | -                 | -                    | 20,050-              | 9,000-               |
| Governance costs  |                         | S11  | -                       | -                 | -                    | -                    | -                    |
| Other resources expended  |                         | S12  | -                       | -                 | -                    | -                    | -                    |
| <b>Total resources expended</b>   |                         | S13  | 31,902-                 | -                 | -                    | 31,902-              | 25,699-              |
| <b>Net incoming/(outgoing) resources before transfers</b>                       |                         | S14  | 10,054-                 | -                 | -                    | 10,054-              | 12,824-              |
| <b>Gross transfers between funds</b>  |                         | S15  | (10,000-)               | -                 | 10,000               | -                    | -                    |
| <b>Net incoming/(outgoing) resources before other recognised gains/(losses)</b> |                         | S16  | 54-                     | -                 | 10,000               | 10,054               | 12,824               |
| <b>Other recognised gains/(losses)</b>  |                         |      |                         |                   |                      |                      |                      |
| Gains and losses on revaluation of fixed assets for the charity's own use       |                         | S17  | -                       | -                 | -                    | -                    | -                    |
| Gains and losses on investment assets   |                         | S18  | -                       | -                 | -                    | -                    | -                    |
| <b>Net movement in funds</b>  |                         | S19  | -                       | -                 | -                    | -                    | -                    |
| <b>Total funds brought forward</b>  |                         | S20  | 36                      | -                 | 1,537,950            | 1,537,986            | 1,525,162            |
| <b>Total funds carried forward</b>  |                         | S21  | 90                      | -                 | 1,547,950            | 1,548,040            | 1,537,986            |

## Section B

## Balance sheet

|  |  | Note | Unrestricted funds | Restricted income funds | Endowment funds | Total this year | Total last year |
|--|--|------|--------------------|-------------------------|-----------------|-----------------|-----------------|
|  |  |      | £                  | £                       | £               | £               | £               |
|  |  |      | F01                | F02                     | F03             | F04             | F05             |
| <b>Fixed assets</b>                            |  |      |                    |                         |                 |                 |                 |
| Tangible assets                                | (Note 9)                                     | B01  | -                  | -                       | -               | -               | -               |
|  |  | B02  | -                  | -                       | -               | -               | -               |
| Investments                                    | (Note 10)                                    | B03  | -                  | -                       | 1,645,000       | 1,645,000       | 1,645,000       |
|  | <b>Total fixed assets</b>                    | B04  | -                  | -                       | 1,645,000       | 1,645,000       | 1,645,000       |
| <b>Current assets</b>                          |  |      |                    |                         |                 |                 |                 |
| Stock and work in progress                     |  | B05  | -                  | -                       | -               | -               | -               |
| Debtors  | (Note 11)                                    | B06  | -                  | -                       | -               | -               | -               |
| (Short term) investments                       |  | B07  | -                  | -                       | -               | -               | -               |
| Cash at bank and in hand                       |  | B08  | 90                 | -                       | -               | 90              | 36              |
|  | <b>Total current assets</b>                  | B09  | 90                 | -                       | -               | 90              | 36              |
| Creditors: amounts falling due within one year | (Note 12)                                    | B10  | -                  | -                       | -               | -               | -               |
|  | <b>Net current assets/(liabilities)</b>      | B11  | 90                 | -                       | -               | 90              | 36              |
|  | <b>Total assets less current liabilities</b> | B12  | 90                 | -                       | 1,645,000       | 1,645,090       | 1,645,036       |
| Creditors: amounts falling due after one year  | (Note 12)                                    | B13  | -                  | -                       | 97,050          | 97,050          | 107,050         |
| Provisions for liabilities and charges         |  | B14  | -                  | -                       | -               | -               | -               |
|  | <b>Net assets</b>                            | B15  | 90                 | -                       | 1,547,950       | 1,548,040       | 1,537,986       |
| <b>Funds of the Charity</b>                    |  |      |                    |                         |                 |                 |                 |
| Unrestricted funds                             |  | B16  | 90                 | -                       | -               | 90              | 36              |
|  |  | B17  | -                  | -                       | -               | -               | -               |
| Restricted income funds (Note 13)              |  | B18  | -                  | -                       | -               | -               | -               |
| Endowment funds (Note 13)                      |  | B19  | -                  | -                       | 1,547,950       | 1,547,950       | 1,537,950       |
|  | <b>Total funds</b>                           | B20  | 90                 | -                       | 1,547,950       | 1,548,040       | 1,537,986       |

Signed by one or two trustees on behalf of all the trustees

| Signature          | Print Name       | Date of approval |
|--------------------|------------------|------------------|
| <i>Simon Evans</i> | SIMON.J.M. EVANS | 12/12/25         |
|                    |                  |                  |

## Note 1 Basis of preparation

*This section should be completed by all charities.*

**1.1 Basis of accounting**

These accounts have been prepared on the basis of historic cost (except that investments are shown at market value) in accordance with:

- Accounting and Reporting by Charities – Statement of Recommended Practice (SORP 2005);
- and with\*  Accounting Standards;
- or  Financial Reporting Standards for Smaller Enterprises (FRSSE);
- and with the Charities Act.

~~[\*\* except for the following].~~

**Give details in this box if a different standard has been followed.**

N/A

\* -Tick as appropriate:

- if all relevant disclosures shown in the pack have been given then please tick "Accounting Standards";
- if disclosures completed in these accounts have been restricted to those required by the FRSSE, then please tick "Financial Reporting Standards for Smaller Enterprises (FRSSE)".

\*\* - If no departures from the chosen standards have been made then delete these words; otherwise give details of any changes in the boxes.

**1.2 Change in basis of accounting**

There has been no change to the accounting policies (valuation rules and methods of accounting) since last year ~~(§ except for the following):~~

**Give details in this box of any material changes that have been made.**

N/A

§ if no changes have been made to accounting policies then delete these words.

**1.3 Changes to previous accounts**

No changes have been made to accounts for previous years ~~(§§ except for the following):~~

**Give details in this box of any material changes that have been made.**

N/A

§§ if no changes have been made to accounts for previous periods then delete these words.

**Note 2 Accounting policies**

*This standard list of accounting policies has been applied by the charity except for those deleted. Where a different or additional policy has been adopted then this is detailed in the box below.*

**INCOMING RESOURCES**

|  |   |
|--|---|
| <b>Recognition of incoming resources</b>                 | These are included in the Statement of Financial Activities (SoFA) when: <ul style="list-style-type: none"> <li>• the charity becomes entitled to the resources;</li> <li>• the trustees are virtually certain they will receive the resources; and</li> <li>• the monetary value can be measured with sufficient reliability.</li> </ul>                     |
| <b>Incoming resources with related expenditure</b>       | Where incoming resources have related expenditure (as with fundraising or contract income) the incoming resources and related expenditure are reported gross in the SoFA.   |
| <b>Grants and donations</b>                              | Grants and donations are only included in the SoFA when the charity has unconditional entitlement to the resources.   |
| <b>Tax reclaims on donations and gifts</b>               | Incoming resources from tax reclaims are included in the SoFA at the same time as the gift to which they relate.  |
| <b>Contractual income and performance related grants</b> | This is only included in the SoFA once the related goods or services have been delivered.   |
| <b>Gifts in kind</b>                                     | Gifts in kind are accounted for at a reasonable estimate of their value to the charity or the amount actually realised.<br>Gifts in kind for sale or distribution are included in the accounts as gifts only when sold or distributed by the charity.<br>Gifts in kind for use by the charity are included in the SoFA as incoming resources when receivable. |
| <b>Donated services and facilities</b>                   | These are only included in incoming resources (with an equivalent amount in resources expended) where the benefit to the charity is reasonably quantifiable, measurable and material. The value placed on these resources is the estimated value to the charity of the service or facility received.  |
| <b>Volunteer help</b>                                    | The value of any voluntary help received is not included in the accounts but is described in the trustees' annual report.   |
| <b>Investment income</b>                                 | This is included in the accounts when receivable.   |
| <b>Investment gains and losses</b>                       | This includes any gain or loss on the sale of investments and any gain or loss resulting from revaluing investments to market value at the end of the year.   |

**EXPENDITURE AND LIABILITIES**

|  |  |
|--|--|
| <b>Liability recognition</b>                         | Liabilities are recognised as soon as there is a legal or constructive obligation committing the charity to pay out resources.   |
| <b>Governance costs</b>                              | Include costs of the preparation and examination of statutory accounts, the costs of trustee meetings and cost of any legal advice to trustees on governance or constitutional matters.  |
| <b>Grants with performance conditions</b>            | Where the charity gives a grant with conditions for its payment being a specific level of service or output to be provided, such grants are only recognised in the SoFA once the recipient of the grant has provided the specified service or output.                  |
| <b>Grants payable without performance conditions</b> | These are only recognised in the accounts when a commitment has been made and there are no conditions to be met relating to the grant which remain in the control of the charity.  |
| <b>Support Costs</b>                                 | Support costs include central functions and have been allocated to activity cost categories on a basis consistent with the use of resources, eg allocating property costs by floor areas, or per capita, staff costs by the time spent and other costs by their usage. |

**ASSETS**

|   |  |
|---|--|
| <b>Tangible fixed assets for use by charity</b> | These are capitalised if they can be used for more than one year, and cost at least £500. They are valued at cost or a reasonable value on receipt.                            |
| <b>Investments</b>                              | Investments quoted on a recognised stock exchange are valued at market value at the year end. Other investment assets are included at trustees' best estimate of market value. |
| <b>Stocks and work in progress</b>              | These are valued at the lower of cost or market value.   |

**POLICIES ADOPTED  
ADDITIONAL TO OR  
DIFFERENT FROM THOSE  
ABOVE**

*Note that some of the above are not currently relevant to the charity, but they have not been marked "N/A"*

## Note 3 Analysis of incoming resources

Incoming resources may be further analysed if this would help the reader of the accounts.

|   | Analysis      | This year<br>£ | Last year<br>£ |
|---|---------------|----------------|----------------|
| Voluntary income                              | N/A           | -              | -              |
|   |               | -              | -              |
|   |               | -              | -              |
|   |               | -              | -              |
|   | Total         | -              | -              |
| Activities for generating funds               | N/A           | -              | -              |
|   |               | -              | -              |
|   |               | -              | -              |
|   |               | -              | -              |
|   | Total         | -              | -              |
| Investment income                             | Rental income | 41,956 -       | 38,523 -       |
|   |               | -              | -              |
|   |               | -              | -              |
|   |               | -              | -              |
|   | Total         | 41,956         | 38,523 -       |
| Incoming resources from charitable activities | N/A           | -              | -              |
|   |               | -              | -              |
|   |               | -              | -              |
|   |               | -              | -              |
|   | Total         | -              | -              |

**Section C** **Notes to the accounts** **(cont)**

**Note 4** **Analysis of resources expended**

Resources expended may be further analysed if this would help the reader of the accounts.

|                                      | Analysis                                  | This year<br>£ | Last year<br>£ |
|--------------------------------------|---|----------------|----------------|
| Costs of generating voluntary income | N/A                                       | -              | -              |
|                                      |   | -              | -              |
|                                      |   | -              | -              |
|                                      |   | -              | -              |
|                                      | <b>Total</b>                              | -              | -              |
| Fundraising trading costs            | N/A                                       | -              | -              |
|                                      |   | -              | -              |
|                                      |   | -              | -              |
|                                      |   | -              | -              |
|                                      | <b>Total</b>                              | -              | -              |
| Investment management costs          | Property repairs and maintenance          | 11,852 -       | 16,699 -       |
|                                      |   | -              | -              |
|                                      | <b>Total</b>                              | 11,852 -       | 16,699 -       |
| Charitable activities                | Grants made to institutions and charities | 20,050 -       | 9,000 -        |
|                                      |   | -              | -              |
|                                      |   | -              | -              |
|                                      |   | -              | -              |
|                                      | <b>Total</b>                              | 20,050 -       | 9,000 -        |
| Governance costs                     | N/A                                       | -              | -              |
|                                      |   | -              | -              |
|                                      |   | -              | -              |
|                                      | <b>Total</b>                              | -              | -              |

## Section C

## Notes to the accounts

(cont)

## Note 5

## Support Costs

N/A

Please complete this note if the charity has analysed its expenses using activity categories and has support costs.

| Support cost type | Fundraising activity<br>£ | Charitable Activity<br>£ | Governance Activity<br>£ | Total Cost<br>£ |
|-------------------|---------------------------|--------------------------|--------------------------|-----------------|
|                   | -                         | -                        | -                        | -               |
|                   | -                         | -                        | -                        | -               |
|                   | -                         | -                        | -                        | -               |
|                   | -                         | -                        | -                        | -               |
|                   | -                         | -                        | -                        | -               |
|                   | -                         | -                        | -                        | -               |
|                   | -                         | -                        | -                        | -               |
|                   | -                         | -                        | -                        | -               |
| <b>Total</b>      | -                         | -                        | -                        | -               |

## Note 6

## Details of certain items of expenditure

## 6.1 Trustee expenses

Please provide details of the amount of any payment or reimbursement of out-of-pocket expenses made to trustees or to third parties for expenses incurred by trustees. If no expenses were paid, please enter 'None' in the appropriate box(es).

Number of trustees who were paid expenses

Nature of the expenses

Total amount paid

| This year |      | Last year |      |
|-----------|------|-----------|------|
| NONE      |      | NONE      |      |
| N/A       |      | N/A       |      |
| £         | NONE | £         | NONE |

## 6.2 Fees for examination or audit of the accounts

Please provide details of the amount paid for any statutory external scrutiny of accounts and other services provided by your independent examiner or auditor. If nothing was paid please enter NONE in the appropriate box(es).

Independent examiner's or auditors' fees for reporting on the accounts

Other fees (for example: advice, consultancy, accountancy services) paid to the independent examiner or auditor

| This year<br>£ |  | Last year<br>£ |  |
|----------------|--|----------------|--|
| NONE           |  | NONE           |  |
| NONE           |  | NONE           |  |

12

1

**Note 7** **Paid employees**  
 Please complete this note if the charity has any employees.

N/A

**7.1 Staff Costs**

Gross wages, salaries and benefits in kind  
 Employer's National Insurance costs  
 Pension costs

**Total staff costs**

| This year<br>£ | Last year<br>£ |
|----------------|----------------|
| -              | -              |
| -              | -              |
| -              | -              |
| -              | -              |

**7.2 Average number of full-time equivalent employees in the year**

The parts of the charity in which the employees work

|                       | This year<br>Number | Last year<br>Number |
|-----------------------|---------------------|---------------------|
| Fundraising           | -                   | -                   |
| Charitable Activities | -                   | -                   |
| Governance            | -                   | -                   |
| Other                 | -                   | -                   |
| <b>Total</b>          | -                   | -                   |

**7.3 Defined contribution pension scheme**

Please complete if a defined contribution pension scheme is operated.

Brief details of the scheme

|  |
|--|
|  |
|--|

The costs of the scheme to the charity for the year  
 The amount of any contributions outstanding at the year end  
 The amount of any contributions prepaid at the year end

| This year<br>£ | Last year<br>£ |
|----------------|----------------|
|                |                |
|                |                |
|                |                |

**Note 8 Grantmaking**

Please complete this note if the charity made any grants or donations which in aggregate form a material part of the charitable activities undertaken.

**8.1 Total value of grants**

| Purpose for which grants made | Grants to institutions<br>Total amount £ | Grants to individuals<br>Total amount £ |
|-------------------------------|--|---|
| Medical - UK                  | 3,600 -                                  | -                                       |
| University education - UK     | 5,000 -                                  | -                                       |
| Heritage - UK                 | 11,450 -                                 | -                                       |
|                               | -  | -                                       |
|                               | -  | -                                       |
|                               | -  | -                                       |
| <b>Total</b>                  | <b>20,050 -</b>                          | <b>-</b>                                |

**8.1 Grantmaking costs**

If the charity's accounts are prepared on the "activity basis" please give details of any support cost associated with grantmaking. Please enter "Nil" if the charity does not identify and/or allocate support costs.

Support costs of grantmaking

£ NIL

**8.3 Grants made to institutions**

If the charity has made grants to particular institutions that are material in the context of its grantmaking please give details of the institution supported, purpose of the grant and total paid to each institution listed. Sufficient information should be given to provide a reasonable understanding of the range of institutions supported.

| Names of institutions               | Purpose                   | Total amount of grants paid £ |
|-------------------------------------|---------------------------|-------------------------------|
| Friends of Friendless Churches      | Heritage - UK             | 10,000 -                      |
| St Hilda's College, Oxford          | University education - UK | 5,000 -                       |
| Cure Parkinson's                    | Medical - UK              | 3,100 -                       |
| Friends of Kent Churches            | Heritage - UK             | 1,350 -                       |
| Pancreatic Cancer UK                | Medical - UK              | 500 -                         |
| Newenden Parochial CC               | Heritage - UK             | 100 -                         |
|                                     |                           | -                             |
|                                     |                           | -                             |
|                                     |                           | -                             |
|                                     |                           | -                             |
| <b>Total grants to institutions</b> |                           | <b>20,050 -</b>               |

**Note 9 Tangible fixed assets**

Please complete this note if the charity has any tangible fixed assets

N/A

**9.1 Cost or valuation**

|                         | Freehold land & buildings | Other land & buildings | Plant, machinery and motor vehicles | Fixtures, fittings and equipment | Payments on account and assets under construction | Total |
|-------------------------|---------------------------|------------------------|-------------------------------------|----------------------------------|---|-------|
|                         | £                         | £                      | £                                   | £                                | £   | £     |
| Balance brought forward | -                         | -                      | -                                   | -                                | -   | -     |
| Additions               | -                         | -                      | -                                   | -                                | -   | -     |
| Revaluations            | -                         | -                      | -                                   | -                                | -   | -     |
| Disposals               | -                         | -                      | -                                   | -                                | -   | -     |
| Transfers *             | -                         | -                      | -                                   | -                                | -   | -     |
| Balance carried forward | -                         | -                      | -                                   | -                                | -   | -     |

**9.2 Accumulated depreciation and impairment provisions**

|         |          |          |          |          |          |
|---------|----------|----------|----------|----------|----------|
| **Basis | SL or RB | SL or RB | SL or RB | SL or RB | SL or RB |
| ** Rate |          |          |          |          |          |

|                              |   |   |   |   |   |   |
|------------------------------|---|---|---|---|---|---|
| Balance brought forward      | - | - | - | - | - | - |
| Depreciation charge for year | - | - | - | - | - | - |
| Impairment provisions        | - | - | - | - | - | - |
| Revaluations                 | - | - | - | - | - | - |
| Disposals                    | - | - | - | - | - | - |
| Transfers*                   | - | - | - | - | - | - |
| Balance carried forward      | - | - | - | - | - | - |

**9.3 Net book value**

|                 |   |   |   |   |   |   |
|-----------------|---|---|---|---|---|---|
| Brought forward | - | - | - | - | - | - |
| Carried forward | - | - | - | - | - | - |

**9.4 Revaluation**

If any fixed assets have been revalued please give details of the valuer and method of valuation

|  |
|--|
|  |
|--|

\* The "transfers" row is for movements between fixed asset categories.

\*\* Please indicate the method of depreciation by deleting the method not applicable (SL = straight line; RB = reducing balance). Also please indicate the rate of depreciation: for straight line, what is the anticipated life of the asset (in years); for reducing balance, what is the percentage annual deduction.

**Note 10 Investment assets**

Please complete this note if the charity has any investment assets.

**10.1 Fixed assets investments**

|   | £         |
|---|-----------|
| Carrying (market) value at beginning of year        | 1,645,000 |
| <b>Add:</b> additions to investments at cost        | -         |
| <b>Less:</b> disposals at carrying value            | -         |
| <b>Add/(deduct):</b> net gain/(loss) on revaluation | -         |
| Carrying (market) value at end of year              | 1,645,000 |

Please provide below:

10.2 A breakdown of the market values of investments shown above agreeing with the balance sheet row B03.

10.3 A breakdown of the income from investments agreeing with SOFA row S03.

**Analysis of investments**

|   | 10.2<br>Market value at<br>year end<br>£ | 10.3<br>Income from<br>investments for<br>the year<br>£ |
|---|--|---|
| Investment properties   | 1,645,000                                | 41,956 gross  |
| Investments listed on a recognised stock exchange or held in common investment funds, open ended investment companies, unit trusts or other collective investment schemes | -  | -   |
| Investments in subsidiary or connected undertakings and companies   | -  | -   |
| Securities not listed on a recognised Stock Exchange  | -  | -   |
| Cash held as part of the investment portfolio   | -  | -   |
| Other investments   | -  | -   |
| <b>Total</b>  | <b>1,645,000</b>                         | <b>41,956 gross</b>                                     |

**10.4 Material investment holdings**

If any single investment is material in terms of its value (for example represents more than 5 per cent of the value of the charity's total investments) please provide details.

|                 |   |                              |
|-----------------|---|------------------------------|
| Investment held | Terraced house - London <sup>SE10</sup> | Residential barn - Stepchunt |
| Market Value    | £ 895,000                               | £ 750,000                    |

Note - neither property has been revalued this year. The fair value can be determined from the net sale price of similar properties.

## Section C

## Notes to the accounts

(cont)

## Note 11 Debtors and prepayments

N/A

Please complete this note if the charity has any debtors or prepayments.

## Analysis of debtors

|   | Amounts falling due within one year |                | Amounts falling due after more than one year |                |
|---|-------------------------------------|----------------|--|----------------|
|   | This year<br>£                      | Last year<br>£ | This year<br>£                               | Last year<br>£ |
| Trade debtors   | -                                   | -              | -  | -              |
| Amounts due from subsidiary and associated undertakings | -                                   | -              | -  | -              |
| Other debtors   | -                                   | -              | -  | -              |
| Prepayments and accrued income                          | -                                   | -              | -  | -              |
| <b>Total</b>  | -                                   | -              | -  | -              |

## Note 12 Creditors and accruals

Please complete this note if the charity has any creditors or accruals.

## 12.1 Analysis of creditors

|   | Amounts falling due within one year |                | Amounts falling due after more than one year |                |
|---|-------------------------------------|----------------|--|----------------|
|   | This year<br>£                      | Last year<br>£ | This year<br>£                               | Last year<br>£ |
| Loans and overdrafts (see Note)                       | -                                   | -              | 97,050                                       | 107,050        |
| Trade creditors                                       | -                                   | -              | -  | -              |
| Amounts due to subsidiary and associated undertakings | -                                   | -              | -  | -              |
| Other creditors                                       | -                                   | -              | -  | -              |
| Accruals and deferred income                          | -                                   | -              | -  | -              |
| <b>Total</b>  | -                                   | -              | 97,050                                       | 107,050        |

## 12.2 Security over assets

If any loan, overdraft or other creditor holds a charge or other security over any assets of the charity please provide details.

N/A

Note - To enhance the Charity's Investment Property Fund, and thus to provide income for the Charity's activities, Mr Evans (a trustee) agreed to advance a loan on concessionary terms. The balance of the loan at the 2025 year end was £97,050, following repayment of £10,000 during the year. The loan is unsecured and interest free. It is on limited recourse terms in that it is only repayable from the Charity's unencumbered assets.

**Note 13 Endowment and restricted income funds**

Please complete this section if the charity has any endowment or restricted income funds.

**13.1 Funds held**

Please give a brief description of any of the following type of funds held by the charity:

- permanent endowment funds (PE);
- expendable endowment funds (EE); and
- restricted income funds, including special trusts, of the charity (R).

| Fund Name                | Type PE, EE or R | Purpose and Restrictions  |
|--------------------------|------------------|---|
| Investment Property Fund | EE               | Rents and profits from this fund are unrestricted funds, which are expendable and expended for charitable purposes. A surplus of unrestricted funds may be transferred to the IPF |
|                          |                  |   |
|                          |                  |   |
|                          |                  |   |
|                          |                  |   |

**13.2 Movements of major funds**

Please give details of the movements of the major funds summarised in the restricted and endowment columns of the Statement of Financial Activities.

| Fund names               | Fund balances brought forward<br>£ | Incoming resources<br>£ | Outgoing resources<br>£ | Transfers<br>£ | Gains and losses<br>£ | Fund balances carried forward<br>£ |
|--------------------------|------------------------------------|-------------------------|-------------------------|----------------|-----------------------|------------------------------------|
| Investment Property Fund | 1,537,950                          | -                       | -                       | 10,000-        | -                     | 1,547,950                          |
|                          | -                                  | -                       | -                       | -              | -                     | -                                  |
|                          | -                                  | -                       | -                       | -              | -                     | -                                  |
|                          | -                                  | -                       | -                       | -              | -                     | -                                  |
|                          | -                                  | -                       | -                       | -              | -                     | -                                  |
| <b>Total Funds</b>       | <b>1,537,950</b>                   | <b>-</b>                | <b>-</b>                | <b>10,000-</b> | <b>-</b>              | <b>1,547,950</b>                   |

**13.3 Transfers between funds**

Please give details of any transfers between funds.

| From Fund (Name)  | To Fund (Name)           | Reason  | Amount |
|-------------------|--------------------------|---|--------|
| Unrestricted Fund | Investment Property Fund | Surplus income was transferred to the IPF to enable the IPF's loan to be reduced. See Note 12 | 10,000 |
|                   |                          |   |        |
|                   |                          |   |        |
|                   |                          |   |        |

## Note 14 Transactions with related parties

If the charity has any transactions with related parties (other than the trustee expenses explained in note 6) details of such transactions should be provided in this note. If there are no transactions to report, please enter "None" in the relevant boxes.

### 14.1 Remuneration and benefits

Please give the amount of, and legal authority for, any remuneration or other benefits paid to a trustee or other related parties by the charity or any institution or company connected with it.

| Name of trustee or connected party | Legal authority (eg order, governing document) | Amounts paid or benefit value |                |
|------------------------------------|--|-------------------------------|----------------|
|                                    |  | This year<br>£                | Last year<br>£ |
| N/A                                | N/A  | -                             | -              |
|                                    |  |                               |                |
|                                    |  |                               |                |

### 14.2 Loans

Please give details of and amounts owing to or from the charity's trustees or other related parties by the charity at the year end.

|                                       | Name of trustee or connected party | Legal authority                                   | Amount owing   |                |
|---------------------------------------|------------------------------------|---|----------------|----------------|
|                                       |                                    |   | This year<br>£ | Last year<br>£ |
| Due to trustees and related parties   | Simon Evans (Trustee)              | Details of the loan from Mr Evans are in Note 12. | 97,050         | 107,050        |
| Due from trustees and related parties |                                    | Permitted by the founding trust deed              |                |                |

### 14.3 Other transaction(s) with trustees or related parties

Please give details of any transaction undertaken by (or on behalf of) the charity in which a trustee or related party has a material interest.

| Name of the trustee or related party | Relationship to charity | Description of the transaction(s) | This year<br>£ | Last year<br>£ |
|--------------------------------------|-------------------------|-----------------------------------|----------------|----------------|
| N/A                                  | N/A                     | N/A                               | -              | -              |
|                                      |                         |                                   |                |                |
|                                      |                         |                                   |                |                |

Note 15 Additional Disclosures

The following are significant matters which are not covered in other notes and need to be included to provide proper understanding of the accounts. If there is insufficient room here, please add a separate sheet.

---

N/A

---

END

**SPILLS HILL CHARITABLE TRUST**

England & Wales - Charity number 1141884

---

# Accounts

---

**Charity number: 1141884**

**SPILLS HILL  
CHARITABLE TRUST**

**TRUSTEES' REPORT AND UNAUDITED  
FINANCIAL STATEMENTS**

**FOR THE YEAR ENDED  
15 APRIL 2024**

# **SPILLS HILL CHARITABLE TRUST**

## **CONTENTS**

---

|  | Page   |
|--|--------|
| <b>Reference and administrative details of the charity</b> | 1      |
| <b>Trustees' report</b>                                    | 2 - 4  |
| <b>Independent examiner's report</b>                       | 5      |
| <b>Statement of financial activities</b>                   | 6      |
| <b>Balance sheet</b>                                       | 7      |
| <b>Notes to the financial statements</b>                   | 8 - 20 |

# SPILLS HILL CHARITABLE TRUST

## REFERENCE AND ADMINISTRATIVE DETAILS OF THE CHARITY FOR THE YEAR ENDED 15 APRIL 2024

---

|                                  |  |
|----------------------------------|--|
| <b>Trustees</b>                  | Simon Evans<br>Virginia Flower<br>Mark Kalderon                              |
| <b>Charity registered number</b> | 1141884  |
| <b>Principal office</b>          | Spills Hill Farm<br>Chickenden Lane<br>Staplehurst<br>Kent<br>TN12 0DP       |
| <b>Independent examiner</b>      | John Fassenfelt<br>Harmans Corner<br>The Street<br>Borden<br>Kent<br>ME9 8JH |
| <b>Bankers</b>                   | NatWest – City of London Office<br>1 Princes Street<br>London<br>EC2R 8BP    |

# SPILLS HILL CHARITABLE TRUST

## TRUSTEES' REPORT

***FOR THE YEAR ENDED 15 APRIL 2024***

---

The Trustees present their annual report together with the financial statements of Spills Hill Charitable Trust (the Trust) for the year ended 15 April 2024. The Trustees confirm that the annual report and financial statements of the Trust comply with the current statutory requirements, the requirements of the Trust's governing document and the provisions of the current Statement of Recommended Practice (SORP) "Accounting and Reporting by Charities".

### **Structure, governance and management**

- Constitution

Spills Hill Charitable Trust is constituted by Deed of Trust dated 22 March 2011 and is a registered charity, number 1141884.

- Trustees

The charity trustees during the year to 15 April 2024 were:

Simon Evans  
Virginia Flower  
Mark Kalderon

The trustees have the power to appoint new trustees, as set out within the Deed of Trust. The Trust has no staff other than the trustees.

- Meetings

The trustees meet as appropriate to consider the work of the Trust. All grants are approved by the trustees.

- Risk management

The trustees consider a range of risk matters including the safeguarding of its investments and the status of the Trust's grantees. The trustees maintain an insurance policy in respect of the Trust's investment property. This policy is reviewed on an annual basis.

### **Objectives and activities**

- Objects

The objects of the Trust are the furtherance of such exclusively charitable objects or purposes in such manner as the trustees shall in their absolute discretion think fit.

In setting objectives and planning for activities, the trustees have given careful consideration to general guidance published by the Charity Commission relating to public benefit.

- Grant making policy

The Trust makes grants to other charities or voluntary bodies, with particular focus on education, heritage, medical research and humanitarian relief.

# SPILLS HILL CHARITABLE TRUST

## TRUSTEES' REPORT (continued) FOR THE YEAR ENDED 15 APRIL 2024

---

### Achievements and performance

- Review of activities

The Trust's main source of regular income is rental income from two investment properties – a terraced house in London SE10 and a residential barn conversion in Staplehurst, Kent. These are let to tenants on assured shorthold tenancies. The Trust's rental income from investment property provides, and will continue to provide, a regular income stream to the Trust. The trustees' intention is to make grants and donations each year approximately equal to the Trust's income, net of expenses. The investment property portfolio has been funded in part by an interest-free, unsecured loan provided by a trustee, Simon Evans. The 2024 year-end balance of the loan was £107,050 (2023: £120,000), and it is envisaged that this will be repaid from income over approximately ten years from 2021.

Grants during the year totalled £9,000, all of which were made to other charitable bodies (as listed in Note 8 to the financial statements). The Trust's grant-making during the year was restricted by a reduction in rental income (combined with an increase in certain maintenance costs), but the Trust's normal level of grant-making is expected to be restored in 2025.

- Investment policy

The trustees are satisfied that it is appropriate for its grant making activities to be funded primarily from the rental income from the Trust's investment property, and that diversification of its investment portfolio into non-property assets would not be appropriate at the present time.

- Reserves policy

During the coming year the trustees are confident that the Trust's income stream will enable them to provide continuing support to appropriate organisations. No grant making commitment has been or will be made which the trustees are unable to meet from income received.

### Plans for the future

The trustees have no plans to make any major alteration to the way the charity is currently operated. Provided the income is maintained the trustees aim to provide financial support to appropriate charities for many years.

# SPILLS HILL CHARITABLE TRUST

## TRUSTEES' REPORT (continued) FOR THE YEAR ENDED 15 APRIL 2024

---

### Trustees' responsibilities statement

The Trustees are responsible for preparing the Trustees' report and the financial statements in accordance with applicable law and United Kingdom Accounting Standards (United Kingdom Generally Accepted Accounting Practice).

The law applicable to charities in England & Wales requires the Trustees to prepare financial statements for each financial year which give a true and fair view of the state of affairs of the Trust and of the incoming resources and application of resources of the Trust for that period. In preparing these financial statements, the Trustees are required to:

- select suitable accounting policies and then apply them consistently;
- observe the methods and principles in the Charities SORP;
- make judgments and accounting estimates that are reasonable and prudent;
- prepare the financial statements on the going concern basis unless it is inappropriate to presume that the Trust will continue in operation.

The Trustees are responsible for keeping proper accounting records that are sufficient to show and explain the Trust's transactions and disclose with reasonable accuracy at any time the financial position of the Trust and enable them to ensure that the financial statements comply with the Charities Act 2011, the Charity (Accounts and Reports) Regulations 2008 and the provisions of the trust deed. They are also responsible for safeguarding the assets of the Trust and hence for taking reasonable steps for the prevention and detection of fraud and other irregularities.

This report was approved by the Trustees on 8<sup>th</sup> October 2024 and signed on their behalf by:



**Simon Evans**  
Trustee



# SPILLS HILL CHARITABLE TRUST

## INDEPENDENT EXAMINER'S REPORT FOR THE YEAR ENDED 15 APRIL 2024

---

### Independent examiner's report to the Trustees of Spills Hill Charitable Trust

I report on the financial statements of the Trust for the year ended 15 April 2024 which are set out on pages 6 to 20.

This report is made solely to the Trust's Trustees, as a body, in accordance with section 145 of the Charities Act 2011 and regulations made under section 154 of that Act. My work has been undertaken so that I might state to the Trust's Trustees those matters I am required to state to them in an independent examiner's report and for no other purpose. To the fullest extent permitted by law, I do not accept or assume responsibility to anyone other than the Trust and the Trust's Trustees as a body, for my work or for this report.

### Respective responsibilities of Trustees and examiner

The Trust's Trustees are responsible for the preparation of the financial statements, and they consider that an audit is not required for this year under section 144(2) of the Charities Act 2011 (the Act) and that an independent examination is needed.

It is my responsibility to:

- examine the financial statements under section 145 of the Act;
- follow the procedures laid down in the general Directions given by the Charity Commission under section 145(5)(b) of the Act; and
- state whether particular matters have come to my attention.

### Basis of independent examiner's report

My examination was carried out in accordance with the general Directions given by the Charity Commission. An examination includes a review of the accounting records kept by the Trust and a comparison of the financial statements presented with those records. It also includes consideration of any unusual items or disclosures in the financial statements, and seeking explanations from you as Trustees concerning any such matters. The procedures undertaken do not provide all the evidence that would be required in an audit, and consequently no opinion is given as to whether the financial statements present a 'true and fair view' and the report is limited to those matters set out in the statement below.

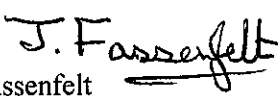
### Independent examiner's statement

In connection with my examination, no matter has come to my attention:

- (1) which gives me reasonable cause to believe that in any material respect the requirements:
  - to keep accounting records in accordance with section 130 of the Act; and
  - to prepare financial statements which accord with the accounting records and comply with the accounting requirements of the Acthave not been met; or
- (2) to which, in my opinion, attention should be drawn in order to enable a proper understanding of the financial statements to be reached.

Signed:

Dated: 8th October 2024

  
John Fassenfelt

|                                |                              |    |                      |          |       |
|--------------------------------|------------------------------|----|----------------------|----------|-------|
| Charity Name                   | Spills Hill Charitable Trust |    | Charity No. (if any) | 1141884  | CC17a |
| Annual accounts for the period |                              |    |                      |          |       |
| Period start date              | 16.04.23                     | To | Period end date      | 15.04.24 |       |

## Section A Statement of financial activities

| Recommended categories by activity  | Details of own analysis | Note | Restricted         |              |                 | Total this year | Total last year |
|---|-------------------------|------|--------------------|--------------|-----------------|-----------------|-----------------|
|   |                         |      | Unrestricted funds | income funds | Endowment funds |                 |                 |
|   |                         |      | £                  | £            | £               | £               | £               |
|   |                         |      | F01                | F02          | F03             | F04             | F05             |
| <b>Incoming resources (Note 3)</b>  |                         |      |                    |              |                 |                 |                 |
| Incoming resources from generated funds   |                         |      | -                  | -            | -               | -               | -               |
| Voluntary income  |                         | S01  | -                  | -            | -               | -               | -               |
| Activities for generating funds   |                         | S02  | -                  | -            | -               | -               | -               |
| Investment income   |                         | S03  | 38,523.            | -            | -               | 38,523.         | 55,600.         |
| Incoming resources from charitable activities                                   |                         | S04  | -                  | -            | -               | -               | -               |
| Other incoming resources  |                         | S05  | -                  | -            | -               | -               | -               |
| <b>Total incoming resources</b>   |                         | S06  | 38,523.            | -            | -               | 38,523.         | 55,600.         |
| <b>Resources expended (Notes 4-8)</b>   |                         |      |                    |              |                 |                 |                 |
| Costs of Generating Funds   |                         |      | -                  | -            | -               | -               | -               |
| Costs of generating voluntary income  |                         | S07  | -                  | -            | -               | -               | -               |
| Fundraising trading costs   |                         | S08  | -                  | -            | -               | -               | -               |
| Investment management costs   |                         | S09  | 16,699.            | -            | -               | 16,699.         | 9,508.          |
| Charitable activities   |                         | S10  | 9,000              | -            | -               | 9,000.          | 31,200.         |
| Governance costs  |                         | S11  | -                  | -            | -               | -               | -               |
| Other resources expended  |                         | S12  | -                  | -            | -               | -               | -               |
| <b>Total resources expended</b>   |                         | S13  | 25,699.            | -            | -               | 25,699.         | 40,708.         |
| <b>Net incoming/(outgoing) resources before transfers</b>                       |                         | S14  | 12,824.            | -            | -               | 12,824.         | 14,892.         |
| <b>Gross transfers between funds</b>  |                         | S15  | (12,950).          | -            | 12,950.         | -               | -               |
| <b>Net incoming/(outgoing) resources before other recognised gains/(losses)</b> |                         | S16  | (126).             | -            | 12,950.         | 12,824.         | 14,892.         |
| <b>Other recognised gains/(losses)</b>  |                         |      |                    |              |                 |                 |                 |
| Gains and losses on revaluation of fixed assets for the charity's own use       |                         | S17  | -                  | -            | -               | -               | -               |
| Gains and losses on investment assets   |                         | S18  | -                  | -            | -               | -               | -               |
| <b>Net movement in funds</b>  |                         | S19  | -                  | -            | -               | -               | -               |
| <b>Total funds brought forward</b>  |                         | S20  | 162.               | -            | 1,525,000       | 1,525,162       | 1,510,270       |
| <b>Total funds carried forward</b>  |                         | S21  | 36.                | -            | 1,537,950       | 1,537,986       | 1,525,162       |

**Section B**

**Balance sheet**

|   | Note | Restricted         |              |                 |                 |                 |
|---|------|--------------------|--------------|-----------------|-----------------|-----------------|
|   |      | Unrestricted funds | income funds | Endowment funds | Total this year | Total last year |
|   |      | £                  | £            | £               | £               | £               |
|   |      | F01                | F02          | F03             | F04             | F05             |
| <b>Fixed assets</b>   |      |                    |              |                 |                 |                 |
| Tangible assets (Note 9)  | B01  | -                  | -            | -               | -               | -               |
|   | B02  | -                  | -            | -               | -               | -               |
| Investments (Note 10)   | B03  | -                  | -            | 1,645,000       | 1,645,000       | 1,645,000       |
| <b>Total fixed assets</b>                                       | B04  | -                  | -            | 1,645,000       | 1,645,000       | 1,645,000       |
| <b>Current assets</b>   |      |                    |              |                 |                 |                 |
| Stock and work in progress                                      | B05  | -                  | -            | -               | -               | -               |
| Debtors (Note 11)   | B06  | -                  | -            | -               | -               | -               |
| (Short term) investments  | B07  | -                  | -            | -               | -               | -               |
| Cash at bank and in hand  | B08  | 36                 | -            | -               | 36              | 162             |
| <b>Total current assets</b>                                     | B09  | 36                 | -            | -               | 36              | 162             |
| <b>Creditors: amounts falling due within one year</b> (Note 12) | B10  | -                  | -            | -               | -               | -               |
| <b>Net current assets/(liabilities)</b>                         | B11  | 36                 | -            | -               | 36              | 162             |
| <b>Total assets less current liabilities</b>                    | B12  | 36                 | -            | 1,645,000       | 1,645,036       | 1,645,162       |
| <b>Creditors: amounts falling due after one year</b> (Note 12)  | B13  | -                  | -            | 107,050         | 107,050         | 120,000         |
| Provisions for liabilities and charges                          | B14  | -                  | -            | -               | -               | -               |
| <b>Net assets</b>   | B15  | 36                 | -            | 1,537,950       | 1,537,986       | 1,525,162       |
| <b>Funds of the Charity</b>                                     |      |                    |              |                 |                 |                 |
| Unrestricted funds  | B16  | 36                 | -            | -               | 36              | 162             |
|   | B17  | -                  | -            | -               | -               | -               |
| Restricted income funds (Note 13)                               | B18  | -                  | -            | -               | -               | -               |
| Endowment funds (Note 13)                                       | B19  | -                  | -            | 1,537,950       | 1,537,950       | 1,525,000       |
| <b>Total funds</b>  | B20  | 36                 | -            | 1,537,950       | 1,537,986       | 1,525,162       |

Signed by one or two trustees on behalf of all the trustees

| Signature          | Print Name     | Date of approval |
|--------------------|----------------|------------------|
| <i>Simon Evans</i> | SIMON JM EVANS | 8 Oct '24        |
|                    |                |                  |

**Section C****Notes to the accounts****Note 1 Basis of preparation**

*This section should be completed by all charities.*

**1.1 Basis of accounting**

These accounts have been prepared on the basis of historic cost (except that investments are shown at market value) in accordance with:

- Accounting and Reporting by Charities – Statement of Recommended Practice (SORP 2005);
- and with\* 

|   |
|---|
| ✓ |
|   |

 Accounting Standards;
- or 

|  |
|--|
|  |
|  |

 Financial Reporting Standards for Smaller Enterprises (FRSSE);
- and with the Charities Act.

~~[\*\* except for the following].~~

**Give details in this box if a different standard has been followed.**

N/A

\* -Tick as appropriate:

- if all relevant disclosures shown in the pack have been given then please tick "Accounting Standards";
- if disclosures completed in these accounts have been restricted to those required by the FRSSE, then please tick "Financial Reporting Standards for Smaller Enterprises (FRSSE)".

\*\* - If no departures from the chosen standards have been made then delete these words; otherwise give details of any changes in the boxes.

**1.2 Change in basis of accounting**

There has been no change to the accounting policies (valuation rules and methods of accounting) since last year ~~(§ except for the following):~~

**Give details in this box of any material changes that have been made.**

N/A

§ If no changes have been made to accounting policies then delete these words.

**1.3 Changes to previous accounts**

No changes have been made to accounts for previous years ~~(§§ except for the following):~~

**Give details in this box of any material changes that have been made.**

N/A

§§ If no changes have been made to accounts for previous periods then delete these words.

**Note 2 Accounting policies**

*This standard list of accounting policies has been applied by the charity except for those deleted. Where a different or additional policy has been adopted then this is detailed in the box below.*

**INCOMING RESOURCES**

|  |   |
|--|---|
| <b>Recognition of incoming resources</b>                 | These are included in the Statement of Financial Activities (SoFA) when: <ul style="list-style-type: none"> <li>• the charity becomes entitled to the resources;</li> <li>• the trustees are virtually certain they will receive the resources; and</li> <li>• the monetary value can be measured with sufficient reliability.</li> </ul>                     |
| <b>Incoming resources with related expenditure</b>       | Where incoming resources have related expenditure (as with fundraising or contract income) the incoming resources and related expenditure are reported gross in the SoFA.   |
| <b>Grants and donations</b>                              | Grants and donations are only included in the SoFA when the charity has unconditional entitlement to the resources.   |
| <b>Tax reclaims on donations and gifts</b>               | Incoming resources from tax reclaims are included in the SoFA at the same time as the gift to which they relate.  |
| <b>Contractual income and performance related grants</b> | This is only included in the SoFA once the related goods or services have been delivered.   |
| <b>Gifts in kind</b>                                     | Gifts in kind are accounted for at a reasonable estimate of their value to the charity or the amount actually realised.<br>Gifts in kind for sale or distribution are included in the accounts as gifts only when sold or distributed by the charity.<br>Gifts in kind for use by the charity are included in the SoFA as incoming resources when receivable. |
| <b>Donated services and facilities</b>                   | These are only included in incoming resources (with an equivalent amount in resources expended) where the benefit to the charity is reasonably quantifiable, measurable and material. The value placed on these resources is the estimated value to the charity of the service or facility received.  |
| <b>Volunteer help</b>                                    | The value of any voluntary help received is not included in the accounts but is described in the trustees' annual report.   |
| <b>Investment income</b>                                 | This is included in the accounts when receivable.   |
| <b>Investment gains and losses</b>                       | This includes any gain or loss on the sale of investments and any gain or loss resulting from revaluing investments to market value at the end of the year.   |

**EXPENDITURE AND LIABILITIES**

|  |  |
|--|--|
| <b>Liability recognition</b>                         | Liabilities are recognised as soon as there is a legal or constructive obligation committing the charity to pay out resources.   |
| <b>Governance costs</b>                              | Include costs of the preparation and examination of statutory accounts, the costs of trustee meetings and cost of any legal advice to trustees on governance or constitutional matters.  |
| <b>Grants with performance conditions</b>            | Where the charity gives a grant with conditions for its payment being a specific level of service or output to be provided, such grants are only recognised in the SoFA once the recipient of the grant has provided the specified service or output.                  |
| <b>Grants payable without performance conditions</b> | These are only recognised in the accounts when a commitment has been made and there are no conditions to be met relating to the grant which remain in the control of the charity.  |
| <b>Support Costs</b>                                 | Support costs include central functions and have been allocated to activity cost categories on a basis consistent with the use of resources, eg allocating property costs by floor areas, or per capita, staff costs by the time spent and other costs by their usage. |

**ASSETS**

|   |  |
|---|--|
| <b>Tangible fixed assets for use by charity</b> | These are capitalised if they can be used for more than one year, and cost at least £500. They are valued at cost or a reasonable value on receipt.                            |
| <b>Investments</b>                              | Investments quoted on a recognised stock exchange are valued at market value at the year end. Other investment assets are included at trustees' best estimate of market value. |
| <b>Stocks and work in progress</b>              | These are valued at the lower of cost or market value.   |

**POLICIES ADOPTED  
ADDITIONAL TO OR  
DIFFERENT FROM THOSE  
ABOVE**

Note that some of the above are not currently relevant to the charity, but they have not been marked "N/A"

## Note 3 Analysis of incoming resources

Incoming resources may be further analysed if this would help the reader of the accounts.

|   | Analysis      | This year<br>£ | Last year<br>£ |
|---|---------------|----------------|----------------|
| Voluntary income                              | N/A           | -              | -              |
|   |               | -              | -              |
|   |               | -              | -              |
|   |               | -              | -              |
|   | Total         | -              | -              |
| Activities for generating funds               | N/A           | -              | -              |
|   |               | -              | -              |
|   |               | -              | -              |
|   |               | -              | -              |
|   | Total         | -              | -              |
| Investment income                             | Rental income | 38,523 -       | 55,600 -       |
|   |               | -              | -              |
|   |               | -              | -              |
|   |               | -              | -              |
|   | Total         | 38,523 -       | 55,600 -       |
| Incoming resources from charitable activities | N/A           | -              | -              |
|   |               | -              | -              |
|   |               | -              | -              |
|   |               | -              | -              |
|   | Total         | -              | -              |

## Note 4 Analysis of resources expended

Resources expended may be further analysed if this would help the reader of the accounts.

|                                      | Analysis                                  | This year<br>£ | Last year<br>£ |
|--------------------------------------|---|----------------|----------------|
| Costs of generating voluntary income | N/A                                       | -              | -              |
|                                      |   | -              | -              |
|                                      |   | -              | -              |
|                                      |   | -              | -              |
|                                      | Total                                     | -              | -              |
| Fundraising trading costs            | N/A                                       | -              | -              |
|                                      |   | -              | -              |
|                                      |   | -              | -              |
|                                      |   | -              | -              |
|                                      | Total                                     | -              | -              |
| Investment management costs          | Property repairs and maintenance          | 16,699 -       | 9,508 -        |
|                                      |   | -              | -              |
|                                      | Total                                     | 16,699 -       | 9,508 -        |
| Charitable activities                | Grants made to institutions and charities | 9,000 -        | 31,200 -       |
|                                      |   | -              | -              |
|                                      |   | -              | -              |
|                                      | Total                                     | 9,000 -        | 31,200 -       |
| Governance costs                     | N/A                                       | -              | -              |
|                                      |   | -              | -              |
|                                      | Total                                     | -              | -              |

## Section C

## Notes to the accounts

(cont)

Note 5

Support Costs

N/A

Please complete this note if the charity has analysed its expenses using activity categories and has support costs.

| Support cost type | Fundraising activity<br>£ | Charitable Activity<br>£ | Governance Activity<br>£ | Total Cost<br>£ |
|-------------------|---------------------------|--------------------------|--------------------------|-----------------|
|                   | -                         | -                        | -                        | -               |
|                   | -                         | -                        | -                        | -               |
|                   | -                         | -                        | -                        | -               |
|                   | -                         | -                        | -                        | -               |
|                   | -                         | -                        | -                        | -               |
|                   | -                         | -                        | -                        | -               |
|                   | -                         | -                        | -                        | -               |
|                   | -                         | -                        | -                        | -               |
| Total             | -                         | -                        | -                        | -               |

Note 6

Details of certain items of expenditure

## 6.1 Trustee expenses

Please provide details of the amount of any payment or reimbursement of out-of-pocket expenses made to trustees or to third parties for expenses incurred by trustees. If no expenses were paid, please enter 'None' in the appropriate box(es).

Number of trustees who were paid expenses

Nature of the expenses

Total amount paid

| This year | Last year |
|-----------|-----------|
| NONE      | NONE      |
| N/A       | N/A       |
| £ NONE    | £ NONE    |

## 6.2 Fees for examination or audit of the accounts

Please provide details of the amount paid for any statutory external scrutiny of accounts and other services provided by your independent examiner or auditor. If nothing was paid please enter NONE in the appropriate box(es).

Independent examiner's or auditors' fees for reporting on the accounts

Other fees (for example: advice, consultancy, accountancy services) paid to the independent examiner or auditor

| This year<br>£ | Last year<br>£ |
|----------------|----------------|
| NONE           | NONE           |
| NONE           | NONE           |

**Note 7 Paid employees***Please complete this note if the charity has any employees.*

N/A

**7.1 Staff Costs**

|  | This year<br>£ | Last year<br>£ |
|--|----------------|----------------|
| Gross wages, salaries and benefits in kind | -              | -              |
| Employer's National Insurance costs        | -              | -              |
| Pension costs                              | -              | -              |
| <b>Total staff costs</b>                   | -              | -              |

**7.2 Average number of full-time equivalent employees in the year**

The parts of the charity in which the employees work

|                       | This year<br>Number | Last year<br>Number |
|-----------------------|---------------------|---------------------|
| Fundraising           | -                   | -                   |
| Charitable Activities | -                   | -                   |
| Governance            | -                   | -                   |
| Other                 | -                   | -                   |
| <b>Total</b>          | -                   | -                   |

**7.3 Defined contribution pension scheme***Please complete if a defined contribution pension scheme is operated.*

Brief details of the scheme

|  |
|--|
|  |
|--|

The costs of the scheme to the charity for the year

The amount of any contributions outstanding at the year end

The amount of any contributions prepaid at the year end

|  | This year<br>£ | Last year<br>£ |
|--|----------------|----------------|
|  |                |                |
|  |                |                |
|  |                |                |



**Note 9 Tangible fixed assets**

Please complete this note if the charity has any tangible fixed assets

N/A

**9.1 Cost or valuation**

|                         | Freehold land & buildings | Other land & buildings | Plant, machinery and motor vehicles | Fixtures, fittings and equipment | Payments on account and assets under construction | Total |
|-------------------------|---------------------------|------------------------|-------------------------------------|----------------------------------|---|-------|
|                         | £                         | £                      | £                                   | £                                | £   | £     |
| Balance brought forward | -                         | -                      | -                                   | -                                | -   | -     |
| Additions               | -                         | -                      | -                                   | -                                | -   | -     |
| Revaluations            | -                         | -                      | -                                   | -                                | -   | -     |
| Disposals               | -                         | -                      | -                                   | -                                | -   | -     |
| Transfers *             | -                         | -                      | -                                   | -                                | -   | -     |
| Balance carried forward | -                         | -                      | -                                   | -                                | -   | -     |

**9.2 Accumulated depreciation and impairment provisions**

| **Basis | SL or RB | SL or RB | SL or RB | SL or RB | SL or RB |
|---------|----------|----------|----------|----------|----------|
| ** Rate |          |          |          |          |          |

|                              |   |   |   |   |   |   |
|------------------------------|---|---|---|---|---|---|
| Balance brought forward      | - | - | - | - | - | - |
| Depreciation charge for year | - | - | - | - | - | - |
| Impairment provisions        | - | - | - | - | - | - |
| Revaluations                 | - | - | - | - | - | - |
| Disposals                    | - | - | - | - | - | - |
| Transfers*                   | - | - | - | - | - | - |
| Balance carried forward      | - | - | - | - | - | - |

**9.3 Net book value**

|                 |   |   |   |   |   |   |
|-----------------|---|---|---|---|---|---|
| Brought forward | - | - | - | - | - | - |
| Carried forward | - | - | - | - | - | - |

**9.4 Revaluation**

If any fixed assets have been revalued please give details of the valuer and method of valuation

|  |
|--|
|  |
|--|

\* The "transfers" row is for movements between fixed asset categories.

\*\* Please indicate the method of depreciation by deleting the method not applicable (SL = straight line; RB = reducing balance). Also please indicate the rate of depreciation: for straight line, what is the anticipated life of the asset (in years); for reducing balance, what is the percentage annual deduction.

**Note 10 Investment assets**

Please complete this note if the charity has any investment assets.

**10.1 Fixed assets investments**

|  | £         |
|--|-----------|
| Carrying (market) value at beginning of year | 1,645,000 |
| Add: additions to investments at cost        | -         |
| Less: disposals at carrying value            | -         |
| Add/(deduct): net gain/(loss) on revaluation | -         |
| Carrying (market) value at end of year       | 1,645,000 |

Please provide below:

10.2 A breakdown of the market values of investments shown above agreeing with the balance sheet row B03.

10.3 A breakdown of the income from investments agreeing with SOFA row S03.

**Analysis of investments**

|   | 10.2<br>Market value at<br>year end<br>£ | 10.3<br>Income from<br>investments for<br>the year<br>£ |
|---|--|---|
| Investment properties   | 1,645,000                                | 38,523g1035   |
| Investments listed on a recognised stock exchange or held in common investment funds, open ended investment companies, unit trusts or other collective investment schemes | -  | -   |
| Investments in subsidiary or connected undertakings and companies   | -  | -   |
| Securities not listed on a recognised Stock Exchange  | -  | -   |
| Cash held as part of the investment portfolio   | -  | -   |
| Other investments   | -  | -   |
| <b>Total</b>  | <b>1,645,000-</b>                        | <b>38,523g1035</b>                                      |

**10.4 Material investment holdings**

If any single investment is material in terms of its value (for example represents more than 5 per cent of the value of the charity's total investments) please provide details.

|                 |                              |                               |
|-----------------|------------------------------|-------------------------------|
| Investment held | Terraced house - London SE10 | Residential Barn, Staplehurst |
| Market Value    | £ 895,000                    | £ 750,000                     |

Note - neither property has been revalued this year. The fair value can be determined from the net sale price of similar properties.

## Section C

## Notes to the accounts

(cont)

## Note 11 Debtors and prepayments

N/A

Please complete this note if the charity has any debtors or prepayments.

## Analysis of debtors

Trade debtors  
 Amounts due from subsidiary and associated undertakings  
 Other debtors  
 Prepayments and accrued income

Total

| Amounts falling due within one year |                | Amounts falling due after more than one year |                |
|-------------------------------------|----------------|--|----------------|
| This year<br>£                      | Last year<br>£ | This year<br>£                               | Last year<br>£ |
| -                                   | -              | -  | -              |
| -                                   | -              | -  | -              |
| -                                   | -              | -  | -              |
| -                                   | -              | -  | -              |
| -                                   | -              | -  | -              |

## Note 12 Creditors and accruals

Please complete this note if the charity has any creditors or accruals.

## 12.1 Analysis of creditors

Loans and overdrafts (see Note)

Trade creditors

Amounts due to subsidiary and associated undertakings

Other creditors

Accruals and deferred income

Total

| Amounts falling due within one year |                | Amounts falling due after more than one year |                |
|-------------------------------------|----------------|--|----------------|
| This year<br>£                      | Last year<br>£ | This year<br>£                               | Last year<br>£ |
| -                                   | -              | 107,050                                      | 120,000        |
| -                                   | -              | -  | -              |
| -                                   | -              | -  | -              |
| -                                   | -              | -  | -              |
| -                                   | -              | -  | -              |
| -                                   | -              | 107,050                                      | 120,000        |

## 12.2 Security over assets

If any loan, overdraft or other creditor holds a charge or other security over any assets of the charity please provide details.

N/A

Note - To enhance the Charity's Investment Property Fund, and thus to provide income for the Charity's activities, Mr Evans (a trustee) agreed to advance a loan on concessionary terms. The balance of the loan at the 2024 year end was £107,050, following repayment of £12,950 during the year. The loan is unsecured and interest free. It is on limited recourse terms in that it is only repayable from the Charity's unencumbered assets.

**Section C** **Notes to the accounts** (cont)

**Note 13** **Endowment and restricted income funds**

Please complete this section if the charity has any endowment or restricted income funds.

**13.1 Funds held**

Please give a brief description of any of the following type of funds held by the charity:

- permanent endowment funds (PE);
- expendable endowment funds (EE); and
- restricted income funds, including special trusts, of the charity (R).

| Fund Name                | Type PE, EE or R | Purpose and Restrictions  |
|--------------------------|------------------|---|
| Investment Property Fund | EE               | Rents and profits from this fund are unrestricted funds, which are expendable and expended for charitable purposes. A surplus of unrestricted funds may be transferred to the IPF |
|                          |                  |   |
|                          |                  |   |
|                          |                  |   |

**13.2 Movements of major funds**

Please give details of the movements of the major funds summarised in the restricted and endowment columns of the Statement of Financial Activities.

| Fund names               | Fund balances brought forward £ | Incoming resources £ | Outgoing resources £ | Transfers £   | Gains and losses £ | Fund balances carried forward £ |
|--------------------------|---------------------------------|----------------------|----------------------|---------------|--------------------|---------------------------------|
| Investment Property Fund | 1,525,000                       | -                    | -                    | 12,950        | -                  | 1,537,950                       |
|                          | -                               | -                    | -                    | -             | -                  | -                               |
|                          | -                               | -                    | -                    | -             | -                  | -                               |
|                          | -                               | -                    | -                    | -             | -                  | -                               |
|                          | -                               | -                    | -                    | -             | -                  | -                               |
| <b>Total Funds</b>       | <b>1,525,000</b>                | <b>-</b>             | <b>-</b>             | <b>12,950</b> | <b>-</b>           | <b>1,537,950</b>                |

**13.3 Transfers between funds**

Please give details of any transfers between funds.

| From Fund (Name)  | To Fund (Name)           | Reason  | Amount |
|-------------------|--------------------------|---|--------|
| Unrestricted Fund | Investment Property Fund | Surplus income was transferred to the IPF to enable the IPF's loan to be reduced. See NOTE 12 | 12,950 |
|                   |                          |   |        |
|                   |                          |   |        |

## Note 14

## Transactions with related parties

If the charity has any transactions with related parties (other than the trustee expenses explained in note 6) details of such transactions should be provided in this note. If there are no transactions to report, please enter "None" in the relevant boxes.

## 14.1 Remuneration and benefits

Please give the amount of, and legal authority for, any remuneration or other benefits paid to a trustee or other related parties by the charity or any institution or company connected with it.

| Name of trustee or connected party | Legal authority (eg order, governing document) | Amounts paid or benefit value |                |
|------------------------------------|--|-------------------------------|----------------|
|                                    |  | This year<br>£                | Last year<br>£ |
| N/A                                | N/A  | -                             | -              |
|                                    |  |                               |                |
|                                    |  |                               |                |

## 14.2 Loans

Please give details of and amounts owing to or from the charity's trustees or other related parties by the charity at the year end.

|                                       | Name of trustee or connected party | Legal authority  | Amount owing   |                |
|---------------------------------------|------------------------------------|--|----------------|----------------|
|                                       |                                    |  | This year<br>£ | Last year<br>£ |
| Due to trustees and related parties   | Simon Evans (Trustee)              | Details of the loan from Mr Evans are in Note 12. Permitted by the founding trust deed | 107,050        | 120,000        |
| Due from trustees and related parties | -                                  | -  | -              | -              |

## 14.3 Other transaction(s) with trustees or related parties

Please give details of any transaction undertaken by (or on behalf of) the charity in which a trustee or related party has a material interest.

| Name of the trustee or related party | Relationship to charity | Description of the transaction(s) | This year<br>£ | Last year<br>£ |
|--------------------------------------|-------------------------|-----------------------------------|----------------|----------------|
| N/A                                  | N/A                     | N/A                               | -              | -              |
|                                      |                         |                                   |                |                |
|                                      |                         |                                   |                |                |

**Note 15 Additional Disclosures**

The following are significant matters which are not covered in other notes and need to be included to provide proper understanding of the accounts. If there is insufficient room here, please add a separate sheet.

---

N/A

---

END

**SPILLS HILL CHARITABLE TRUST**

England & Wales - Charity number 1141884

---

# Accounts

---

**Charity number: 1141884**

**SPILLS HILL  
CHARITABLE TRUST**

**TRUSTEES' REPORT AND UNAUDITED  
FINANCIAL STATEMENTS**

**FOR THE YEAR ENDED  
15 APRIL 2023**

# SPILLS HILL CHARITABLE TRUST

## CONTENTS

---

|  | Page   |
|--|--------|
| <b>Reference and administrative details of the charity</b> | 1      |
| <b>Trustees' report</b>                                    | 2 - 4  |
| <b>Independent examiner's report</b>                       | 5      |
| <b>Statement of financial activities</b>                   | 6      |
| <b>Balance sheet</b>                                       | 7      |
| <b>Notes to the financial statements</b>                   | 8 - 20 |

# SPILLS HILL CHARITABLE TRUST

## REFERENCE AND ADMINISTRATIVE DETAILS OF THE CHARITY *FOR THE YEAR ENDED 15 APRIL 2023*

---

|                                  |  |
|----------------------------------|--|
| <b>Trustees</b>                  | Simon Evans<br>Virginia Flower<br>Mark Kalderon                              |
| <b>Charity registered number</b> | 1141884  |
| <b>Principal office</b>          | Spills Hill Farm<br>Chickenden Lane<br>Staplehurst<br>Kent<br>TN12 0DP       |
| <b>Independent examiner</b>      | John Fassenfelt<br>Harmans Corner<br>The Street<br>Borden<br>Kent<br>ME9 8JH |
| <b>Bankers</b>                   | NatWest – City of London Office<br>1 Princes Street<br>London<br>EC2R 8BP    |

# SPILLS HILL CHARITABLE TRUST

## TRUSTEES' REPORT

*FOR THE YEAR ENDED 15 APRIL 2023*

---

The Trustees present their annual report together with the financial statements of Spills Hill Charitable Trust (the Trust) for the year ended 15 April 2023. The Trustees confirm that the annual report and financial statements of the Trust comply with the current statutory requirements, the requirements of the Trust's governing document and the provisions of the current Statement of Recommended Practice (SORP) "Accounting and Reporting by Charities".

### **Structure, governance and management**

- Constitution

Spills Hill Charitable Trust is constituted by Deed of Trust dated 22 March 2011 and is a registered charity, number 1141884.

- Trustees

The charity trustees during the year to 15 April 2023 were:

Simon Evans  
Virginia Flower  
Mark Kalderon

The trustees have the power to appoint new trustees, as set out within the Deed of Trust. The Trust has no staff other than the trustees.

- Meetings

The trustees meet as appropriate to consider the work of the Trust. All grants are approved by the trustees.

- Risk management

The trustees consider a range of risk matters including the safeguarding of its investments and the status of the Trust's grantees. The trustees maintain an insurance policy in respect of the Trust's investment property. This policy is reviewed on an annual basis.

### **Objectives and activities**

- Objects

The objects of the Trust are the furtherance of such exclusively charitable objects or purposes in such manner as the trustees shall in their absolute discretion think fit.

In setting objectives and planning for activities, the trustees have given careful consideration to general guidance published by the Charity Commission relating to public benefit.

- Grant making policy

The Trust makes grants to other charities or voluntary bodies, with particular focus on education, heritage, medical research and humanitarian relief.

# SPILLS HILL CHARITABLE TRUST

## TRUSTEES' REPORT (continued) FOR THE YEAR ENDED 15 APRIL 2023

---

### Achievements and performance

- Review of activities

The Trust's main source of regular income is rental income from two investment properties – a terraced house in London SE10 and a residential barn conversion in Staplehurst, Kent. These are let to tenants on assured shorthold tenancies. The Trust's rental income from investment property provides, and will continue to provide, a regular income stream to the Trust. The trustees' intention is to make grants and donations each year approximately equal to the Trust's income, net of expenses. The investment property portfolio has been funded in part by an interest-free, unsecured loan provided by a trustee, Simon Evans. The 2023 year-end balance of the loan was £120,000 (2022: £134,739), and it is envisaged that this will be repaid from income over approximately ten years from 2021.

Grants during the year totalled £31,200, all of which were made to other charitable bodies. The highest grant during the year was £16,000 to Sidney Sussex College, Cambridge.

- Investment policy

The trustees are satisfied that it is appropriate for its grant making activities to be funded primarily from the rental income from the Trust's investment property, and that diversification of its investment portfolio into non-property assets would not be appropriate at the present time.

- Reserves policy

During the coming year the trustees are confident that the Trust's income stream will enable them to provide continuing support to appropriate organisations. No grant making commitment has been or will be made which the trustees are unable to meet from income received.

### Plans for the future

The trustees have no plans to make any major alteration to the way the charity is currently operated. Provided the income is maintained the trustees aim to provide financial support to appropriate charities for many years.

# SPILLS HILL CHARITABLE TRUST

## TRUSTEES' REPORT (continued) FOR THE YEAR ENDED 15 APRIL 2023

---

### Trustees' responsibilities statement

The Trustees are responsible for preparing the Trustees' report and the financial statements in accordance with applicable law and United Kingdom Accounting Standards (United Kingdom Generally Accepted Accounting Practice).

The law applicable to charities in England & Wales requires the Trustees to prepare financial statements for each financial year which give a true and fair view of the state of affairs of the Trust and of the incoming resources and application of resources of the Trust for that period. In preparing these financial statements, the Trustees are required to:

- select suitable accounting policies and then apply them consistently;
- observe the methods and principles in the Charities SORP;
- make judgments and accounting estimates that are reasonable and prudent;
- prepare the financial statements on the going concern basis unless it is inappropriate to presume that the Trust will continue in operation.

The Trustees are responsible for keeping proper accounting records that are sufficient to show and explain the Trust's transactions and disclose with reasonable accuracy at any time the financial position of the Trust and enable them to ensure that the financial statements comply with the Charities Act 2011, the Charity (Accounts and Reports) Regulations 2008 and the provisions of the trust deed. They are also responsible for safeguarding the assets of the Trust and hence for taking reasonable steps for the prevention and detection of fraud and other irregularities.

This report was approved by the Trustees on 25 January 2024 and signed on their behalf by:



**Simon Evans**  
**Trustee**

# SPILLS HILL CHARITABLE TRUST

## INDEPENDENT EXAMINER'S REPORT FOR THE YEAR ENDED 15 APRIL 2023

---

### Independent examiner's report to the Trustees of Spills Hill Charitable Trust

I report on the financial statements of the Trust for the year ended 15 April 2023 which are set out on pages 6 to 20.

This report is made solely to the Trust's Trustees, as a body, in accordance with section 145 of the Charities Act 2011 and regulations made under section 154 of that Act. My work has been undertaken so that I might state to the Trust's Trustees those matters I am required to state to them in an independent examiner's report and for no other purpose. To the fullest extent permitted by law, I do not accept or assume responsibility to anyone other than the Trust and the Trust's Trustees as a body, for my work or for this report.

### Respective responsibilities of Trustees and examiner

The Trust's Trustees are responsible for the preparation of the financial statements, and they consider that an audit is not required for this year under section 144(2) of the Charities Act 2011 (the Act) and that an independent examination is needed.

It is my responsibility to:

- examine the financial statements under section 145 of the Act;
- follow the procedures laid down in the general Directions given by the Charity Commission under section 145(5)(b) of the Act; and
- state whether particular matters have come to my attention.

### Basis of independent examiner's report

My examination was carried out in accordance with the general Directions given by the Charity Commission. An examination includes a review of the accounting records kept by the Trust and a comparison of the financial statements presented with those records. It also includes consideration of any unusual items or disclosures in the financial statements, and seeking explanations from you as Trustees concerning any such matters. The procedures undertaken do not provide all the evidence that would be required in an audit, and consequently no opinion is given as to whether the financial statements present a 'true and fair view' and the report is limited to those matters set out in the statement below.

### Independent examiner's statement

In connection with my examination, no matter has come to my attention:

- (1) which gives me reasonable cause to believe that in any material respect the requirements:
  - to keep accounting records in accordance with section 130 of the Act; and
  - to prepare financial statements which accord with the accounting records and comply with the accounting requirements of the Acthave not been met; or
- (2) to which, in my opinion, attention should be drawn in order to enable a proper understanding of the financial statements to be reached.

Signed:



John Fassenfelt

Dated: 25 January 2024



|                                |                              |    |                     |          |              |
|--------------------------------|------------------------------|----|---------------------|----------|--------------|
| Charity Name                   | Spills Hill Charitable Trust |    | Charity No (if any) | 1141 884 | <b>CC17a</b> |
| Annual accounts for the period |                              |    |                     |          |              |
| Period start date              | 16.04.22                     | To | Period end date     | 15.04.23 |              |

## Section A Statement of financial activities

| Recommended categories by activity                   | Details of own analysis   | Note | Restricted              |                   |                      | Total this year<br>£ | Total last year<br>£ |
|--|---|------|-------------------------|-------------------|----------------------|----------------------|----------------------|
|  |   |      | Unrestricted funds<br>£ | income funds<br>£ | Endowment funds<br>£ |                      |                      |
|  |   |      | F01                     | F02               | F03                  | F04                  | F05                  |
| <b>Incoming resources (Note 3)</b>                   |   |      |                         |                   |                      |                      |                      |
| <b>Incoming resources from generated funds</b>       |   |      |                         |                   |                      |                      |                      |
|  | Voluntary income  | S01  | -                       | -                 | -                    | -                    | -                    |
|  | Activities for generating funds   | S02  | -                       | -                 | -                    | -                    | -                    |
|  | Investment income   | S03  | 55,600                  | -                 | -                    | 55,600               | 69,156               |
| <b>Incoming resources from charitable activities</b> |   |      |                         |                   |                      |                      |                      |
|  |   | S04  | -                       | -                 | -                    | -                    | -                    |
| <b>Other incoming resources</b>                      |   |      |                         |                   |                      |                      |                      |
|  |   | S05  | -                       | -                 | -                    | -                    | -                    |
|  | <b>Total incoming resources</b>   | S06  | 55,600                  | -                 | -                    | 55,600               | 69,156               |
| <b>Resources expended (Notes 4-8)</b>                |   |      |                         |                   |                      |                      |                      |
| <b>Costs of Generating Funds</b>                     |   |      |                         |                   |                      |                      |                      |
|  | Costs of generating voluntary income  | S07  | -                       | -                 | -                    | -                    | -                    |
|  | Fundraising trading costs   | S08  | -                       | -                 | -                    | -                    | -                    |
|  | Investment management costs   | S09  | 9,508                   | -                 | -                    | 9,508                | 25,899               |
| <b>Charitable activities</b>                         |   |      |                         |                   |                      |                      |                      |
|  |   | S10  | 31,200                  | -                 | -                    | 31,200               | 32,900               |
| <b>Governance costs</b>                              |   |      |                         |                   |                      |                      |                      |
|  |   | S11  | -                       | -                 | -                    | -                    | -                    |
| <b>Other resources expended</b>                      |   |      |                         |                   |                      |                      |                      |
|  |   | S12  | -                       | -                 | -                    | -                    | -                    |
|  | <b>Total resources expended</b>   | S13  | 40,708                  | -                 | -                    | 40,708               | 58,799               |
|  | <b>Net incoming/(outgoing) resources before transfers</b>                       | S14  | 14,892                  | -                 | -                    | 14,892               | 10,357               |
| <b>Gross transfers between funds</b>                 |   |      |                         |                   |                      |                      |                      |
|  |   | S15  | (14,739)                | -                 | 14,739               | -                    | -                    |
|  | <b>Net incoming/(outgoing) resources before other recognised gains/(losses)</b> | S16  | 153                     | -                 | 14,739               | 14,892               | 10,357               |
| <b>Other recognised gains/(losses)</b>               |   |      |                         |                   |                      |                      |                      |
|  | Gains and losses on revaluation of fixed assets for the charity's own use       | S17  | -                       | -                 | -                    | -                    | -                    |
|  | Gains and losses on investment assets   | S18  | -                       | -                 | -                    | -                    | -                    |
|  | <b>Net movement in funds</b>  | S19  | -                       | -                 | -                    | -                    | -                    |
| <b>Total funds brought forward</b>                   |   |      |                         |                   |                      |                      |                      |
|  |   | S20  | 9                       | -                 | 1,510,261            | 1,510,270            | 1,499,913            |
| <b>Total funds carried forward</b>                   |   |      |                         |                   |                      |                      |                      |
|  |   | S21  | 162                     | -                 | 1,525,000            | 1,525,162            | 1,510,270            |

## Section B Balance sheet

|  | Note | Restricted         |              |                 | Total this year | Total last year |
|--|------|--------------------|--------------|-----------------|-----------------|-----------------|
|  |      | Unrestricted funds | income funds | Endowment funds |                 |                 |
|  |      | £                  | £            | £               | £               | £               |
|  |      | F01                | F02          | F03             | F04             | F05             |
| <b>Fixed assets</b>                                      |      |                    |              |                 |                 |                 |
| Tangible assets (Note 9)                                 | B01  | -                  | -            | -               | -               | -               |
|  | B02  | -                  | -            | -               | -               | -               |
| Investments (Note 10)                                    | B03  | -                  | -            | 1,645,000       | 1,645,000       | 1,645,000       |
| <i>Total fixed assets</i>                                | B04  | -                  | -            | 1,645,000       | 1,645,000       | 1,645,000       |
| <b>Current assets</b>                                    |      |                    |              |                 |                 |                 |
| Stock and work in progress                               | B05  | -                  | -            | -               | -               | -               |
| Debtors (Note 11)  | B06  | -                  | -            | -               | -               | -               |
| (Short term) investments                                 | B07  | -                  | -            | -               | -               | -               |
| Cash at bank and in hand                                 | B08  | 162                | -            | -               | 162             | 9               |
| <i>Total current assets</i>                              | B09  | 162                | -            | -               | 162             | 9               |
| Creditors: amounts falling due within one year (Note 12) | B10  | -                  | -            | -               | -               | -               |
| <i>Net current assets/(liabilities)</i>                  | B11  | 162                | -            | -               | 162             | 9               |
| <i>Total assets less current liabilities</i>             | B12  | 162                | -            | 1,645,000       | 1,645,162       | 1,645,009       |
| Creditors: amounts falling due after one year (Note 12)  | B13  | -                  | -            | 120,000         | 120,000         | 134,739         |
| Provisions for liabilities and charges                   | B14  | -                  | -            | -               | -               | -               |
| <i>Net assets</i>  | B15  | 162                | -            | 1,525,000       | 1,525,162       | 1,510,270       |
| <b>Funds of the Charity</b>                              |      |                    |              |                 |                 |                 |
| Unrestricted funds                                       | B16  | 162                | -            | -               | 162             | 9               |
|  | B17  | -                  | -            | -               | -               | -               |
| Restricted income funds (Note 13)                        | B18  | -                  | -            | -               | -               | -               |
| Endowment funds (Note 13)                                | B19  | -                  | -            | 1,525,000       | 1,525,000       | 1,510,261       |
| <i>Total funds</i>                                       | B20  | 162                | -            | 1,525,000       | 1,525,162       | 1,510,270       |

Signed by one or two trustees on behalf of all the trustees

| Signature          | Print Name      | Date of approval |
|--------------------|-----------------|------------------|
| <i>Simon Evans</i> | SIMON J M EVANS | 25/1/24          |
|                    |                 |                  |

**Section C****Notes to the accounts****Note 1 Basis of preparation**

***This section should be completed by all charities.***

**1.1 Basis of accounting**

These accounts have been prepared on the basis of historic cost (except that investments are shown at market value) in accordance with:

- Accounting and Reporting by Charities – Statement of Recommended Practice (SORP 2005);
- and with\* 

|   |
|---|
| ✓ |
|   |

 Accounting Standards;
- or 

|  |
|--|
|  |
|  |

 Financial Reporting Standards for Smaller Enterprises (FRSSE);
- and with the Charities Act.

~~\*\*\* except for the following].~~

***Give details in this box if a different standard has been followed.***

N/A

\* -Tick as appropriate:

- if all relevant disclosures shown in the pack have been given then please tick "Accounting Standards";
- if disclosures completed in these accounts have been restricted to those required by the FRSSE, then please tick "Financial Reporting Standards for Smaller Enterprises (FRSSE)".

\*\* - If no departures from the chosen standards have been made then delete these words; otherwise give details of any changes in the boxes.

**1.2 Change in basis of accounting**

There has been no change to the accounting policies (valuation rules and methods of accounting) since last year ~~§ except for the following].~~

***Give details in this box of any material changes that have been made.***

N/A

§ if no changes have been made to accounting policies then delete these words.

**1.3 Changes to previous accounts**

No changes have been made to accounts for previous years ~~§§ except for the following].~~

***Give details in this box of any material changes that have been made.***

N/A

§§ if no changes have been made to accounts for previous periods then delete these words.

**Note 2 Accounting policies**

*This standard list of accounting policies has been applied by the charity except for those deleted. Where a different or additional policy has been adopted then this is detailed in the box below.*

**INCOMING RESOURCES**

|  |   |
|--|---|
| <b>Recognition of incoming resources</b>                 | These are included in the Statement of Financial Activities (SoFA) when: <ul style="list-style-type: none"> <li>• the charity becomes entitled to the resources;</li> <li>• the trustees are virtually certain they will receive the resources; and</li> <li>• the monetary value can be measured with sufficient reliability.</li> </ul>                             |
| <b>Incoming resources with related expenditure</b>       | Where incoming resources have related expenditure (as with fundraising or contract income) the incoming resources and related expenditure are reported gross in the SoFA.   |
| <b>Grants and donations</b>                              | Grants and donations are only included in the SoFA when the charity has unconditional entitlement to the resources.   |
| <b>Tax reclaims on donations and gifts</b>               | Incoming resources from tax reclaims are included in the SoFA at the same time as the gift to which they relate.  |
| <b>Contractual income and performance related grants</b> | This is only included in the SoFA once the related goods or services have been delivered.   |
| <b>Gifts in kind</b>                                     | Gifts in kind are accounted for at a reasonable estimate of their value to the charity or the amount actually realised.<br><br>Gifts in kind for sale or distribution are included in the accounts as gifts only when sold or distributed by the charity.<br><br>Gifts in kind for use by the charity are included in the SoFA as incoming resources when receivable. |
| <b>Donated services and facilities</b>                   | These are only included in incoming resources (with an equivalent amount in resources expended) where the benefit to the charity is reasonably quantifiable, measurable and material. The value placed on these resources is the estimated value to the charity of the service or facility received.  |
| <b>Volunteer help</b>                                    | The value of any voluntary help received is not included in the accounts but is described in the trustees' annual report.   |
| <b>Investment income</b>                                 | This is included in the accounts when receivable.   |
| <b>Investment gains and losses</b>                       | This includes any gain or loss on the sale of investments and any gain or loss resulting from revaluing investments to market value at the end of the year.   |

**EXPENDITURE AND LIABILITIES**

|  |  |
|--|--|
| <b>Liability recognition</b>                         | Liabilities are recognised as soon as there is a legal or constructive obligation committing the charity to pay out resources.   |
| <b>Governance costs</b>                              | Include costs of the preparation and examination of statutory accounts, the costs of trustee meetings and cost of any legal advice to trustees on governance or constitutional matters.  |
| <b>Grants with performance conditions</b>            | Where the charity gives a grant with conditions for its payment being a specific level of service or output to be provided, such grants are only recognised in the SoFA once the recipient of the grant has provided the specified service or output.                  |
| <b>Grants payable without performance conditions</b> | These are only recognised in the accounts when a commitment has been made and there are no conditions to be met relating to the grant which remain in the control of the charity.  |
| <b>Support Costs</b>                                 | Support costs include central functions and have been allocated to activity cost categories on a basis consistent with the use of resources, eg allocating property costs by floor areas, or per capita, staff costs by the time spent and other costs by their usage. |

**ASSETS**

|   |  |
|---|--|
| <b>Tangible fixed assets for use by charity</b> | These are capitalised if they can be used for more than one year, and cost at least £500. They are valued at cost or a reasonable value on receipt.                            |
| <b>Investments</b>                              | Investments quoted on a recognised stock exchange are valued at market value at the year end. Other investment assets are included at trustees' best estimate of market value. |
| <b>Stocks and work in progress</b>              | These are valued at the lower of cost or market value.   |

**POLICIES ADOPTED  
ADDITIONAL TO OR  
DIFFERENT FROM THOSE  
ABOVE**

Note that some of the above are not currently relevant to the charity, but they have not been marked "N/A"

## Note 3 Analysis of incoming resources

Incoming resources may be further analysed if this would help the reader of the accounts.

|   | Analysis      | This year<br>£ | Last year<br>£ |
|---|---------------|----------------|----------------|
| Voluntary income                              | N/A           | -              | -              |
|   |               | -              | -              |
|   |               | -              | -              |
|   |               | -              | -              |
|   | Total         | -              | -              |
| Activities for generating funds               | N/A           | -              | -              |
|   |               | -              | -              |
|   |               | -              | -              |
|   |               | -              | -              |
|   | Total         | -              | -              |
| Investment income                             | Rental income | 55,600 -       | 69,156 -       |
|   |               | -              | -              |
|   |               | -              | -              |
|   |               | -              | -              |
|   | Total         | 55,600 -       | 69,156 -       |
| Incoming resources from charitable activities | N/A           | -              | -              |
|   |               | -              | -              |
|   |               | -              | -              |
|   |               | -              | -              |
|   | Total         | -              | -              |

## Note 4

## Analysis of resources expended

Resources expended may be further analysed if this would help the reader of the accounts.

|                                      | Analysis                         | This year<br>£ | Last year<br>£ |
|--------------------------------------|----------------------------------|----------------|----------------|
| Costs of generating voluntary income | N/A                              | -              | -              |
|                                      |                                  | -              | -              |
|                                      |                                  | -              | -              |
|                                      |                                  | -              | -              |
|                                      | <b>Total</b>                     | -              | -              |
| Fundraising trading costs            | N/A                              | -              | -              |
|                                      |                                  | -              | -              |
|                                      |                                  | -              | -              |
|                                      |                                  | -              | -              |
|                                      | <b>Total</b>                     | -              | -              |
| Investment management costs          | Property repairs and maintenance | 9,508 -        | 25,899 -       |
|                                      |                                  | -              | -              |
|                                      | <b>Total</b>                     | 9,508 -        | 25,899 -       |
| Charitable activities                | Grants made to institutions      | 31,200 -       | 32,900 -       |
|                                      |                                  | -              | -              |
|                                      |                                  | -              | -              |
|                                      |                                  | -              | -              |
|                                      | <b>Total</b>                     | 31,200 -       | 32,900 -       |
| Governance costs                     | N/A                              | -              | -              |
|                                      |                                  | -              | -              |
|                                      | <b>Total</b>                     | -              | -              |

## Section C

## Notes to the accounts

(cont)

Note 5

Support Costs

N/A

Please complete this note if the charity has analysed its expenses using activity categories and has support costs.

| Support cost type | Fundraising activity<br>£ | Charitable Activity<br>£ | Governance Activity<br>£ | Total Cost<br>£ |
|-------------------|---------------------------|--------------------------|--------------------------|-----------------|
|                   | -                         | -                        | -                        | -               |
|                   | -                         | -                        | -                        | -               |
|                   | -                         | -                        | -                        | -               |
|                   | -                         | -                        | -                        | -               |
|                   | -                         | -                        | -                        | -               |
|                   | -                         | -                        | -                        | -               |
|                   | -                         | -                        | -                        | -               |
| <b>Total</b>      | -                         | -                        | -                        | -               |

Note 6

Details of certain items of expenditure

## 6.1 Trustee expenses

Please provide details of the amount of any payment or reimbursement of out-of-pocket expenses made to trustees or to third parties for expenses incurred by trustees. If no expenses were paid, please enter 'None' in the appropriate box(es).

Number of trustees who were paid expenses

Nature of the expenses

Total amount paid

|   | This year | Last year |
|---|-----------|-----------|
| Number of trustees who were paid expenses | NONE      | NONE      |
| Nature of the expenses                    | N/A       | N/A       |
| Total amount paid                         | £ NONE    | £ NONE    |

## 6.2 Fees for examination or audit of the accounts

Please provide details of the amount paid for any statutory external scrutiny of accounts and other services provided by your independent examiner or auditor. If nothing was paid please enter NONE in the appropriate box(es).

Independent examiner's or auditors' fees for reporting on the accounts

Other fees (for example: advice, consultancy, accountancy services) paid to the independent examiner or auditor

|   | This year<br>£ | Last year<br>£ |
|---|----------------|----------------|
| Independent examiner's or auditors' fees for reporting on the accounts  | NONE           | NONE           |
| Other fees (for example: advice, consultancy, accountancy services) paid to the independent examiner or auditor | NONE           | NONE           |

**Note 7**                      **Paid employees***Please complete this note if the charity has any employees.*

N/A

**7.1 Staff Costs**

|  | This year<br>£ | Last year<br>£ |
|--|----------------|----------------|
| Gross wages, salaries and benefits in kind | -              | -              |
| Employer's National Insurance costs        | -              | -              |
| Pension costs                              | -              | -              |
| <b>Total staff costs</b>                   | -              | -              |

**7.2 Average number of full-time equivalent employees in the year**

The parts of the charity in which the employees work

|                       | This year<br>Number | Last year<br>Number |
|-----------------------|---------------------|---------------------|
| Fundraising           | -                   | -                   |
| Charitable Activities | -                   | -                   |
| Governance            | -                   | -                   |
| Other                 | -                   | -                   |
| <b>Total</b>          | -                   | -                   |

**7.3 Defined contribution pension scheme***Please complete if a defined contribution pension scheme is operated.*

Brief details of the scheme

|  |
|--|
|  |
|--|

|   | This year<br>£ | Last year<br>£ |
|---|----------------|----------------|
| The costs of the scheme to the charity for the year         |                |                |
| The amount of any contributions outstanding at the year end |                |                |
| The amount of any contributions prepaid at the year end     |                |                |

**Note 8 Grantmaking**

Please complete this note if the charity made any grants or donations which in aggregate form a material part of the charitable activities undertaken.

**8.1 Total value of grants**

| Purpose for which grants made | Grants to institutions<br>Total amount £ | Grants to individuals<br>Total amount £ |
|-------------------------------|--|---|
| School education - UK         | 5,000 -                                  | - -                                     |
| University education - UK     | 16,000 -                                 | - -                                     |
| Social - UK                   | 5,000 -                                  | - -                                     |
| Social - Antigua              | 5,200 -                                  | - -                                     |
|                               | -  | -                                       |
|                               | -  | -                                       |
| <b>Total</b>                  | <b>31,200 -</b>                          | <b>- -</b>                              |

**8.1 Grantmaking costs**

If the charity's accounts are prepared on the "activity basis" please give details of any support cost associated with grantmaking. Please enter "Nil" if the charity does not identify and/or allocate support costs.

Support costs of grantmaking

£ Nil

**8.3 Grants made to institutions**

If the charity has made grants to particular institutions that are material in the context of its grantmaking please give details of the institution supported, purpose of the grant and total paid to each institution listed. Sufficient information should be given to provide a reasonable understanding of the range of institutions supported.

| Names of institutions               | Purpose          | Total amount of grants paid £ |
|-------------------------------------|------------------|-------------------------------|
| Arnold Foundation for Rugby School  | Education - UK   | 5,000 -                       |
| Sidney Sussex College, Cambridge    | Education - UK   | 16,000 -                      |
| NSPCC                               | Social - UK      | 5,000 -                       |
| Junby Bay Fund                      | Social - Antigua | 5,200 -                       |
|                                     |                  | -                             |
|                                     |                  | -                             |
|                                     |                  | -                             |
|                                     |                  | -                             |
|                                     |                  | -                             |
|                                     |                  | -                             |
|                                     |                  | -                             |
| <b>Total grants to institutions</b> |                  | <b>31,200 -</b>               |

## Note 9

## Tangible fixed assets

N/A

Please complete this note if the charity has any tangible fixed assets

## 9.1 Cost or valuation

|                         | Freehold land & buildings | Other land & buildings | Plant, machinery and motor vehicles | Fixtures, fittings and equipment | Payments on account and assets under construction | Total |
|-------------------------|---------------------------|------------------------|-------------------------------------|----------------------------------|---|-------|
|                         | £                         | £                      | £                                   | £                                | £   | £     |
| Balance brought forward | -                         | -                      | -                                   | -                                | -   | -     |
| Additions               | -                         | -                      | -                                   | -                                | -   | -     |
| Revaluations            | -                         | -                      | -                                   | -                                | -   | -     |
| Disposals               | -                         | -                      | -                                   | -                                | -   | -     |
| Transfers *             | -                         | -                      | -                                   | -                                | -   | -     |
| Balance carried forward | -                         | -                      | -                                   | -                                | -   | -     |

## 9.2 Accumulated depreciation and impairment provisions

|         |          |          |          |          |          |
|---------|----------|----------|----------|----------|----------|
| **Basis | SL or RB | SL or RB | SL or RB | SL or RB | SL or RB |
| ** Rate |          |          |          |          |          |

|                              |   |   |   |   |   |   |
|------------------------------|---|---|---|---|---|---|
| Balance brought forward      | - | - | - | - | - | - |
| Depreciation charge for year | - | - | - | - | - | - |
| Impairment provisions        | - | - | - | - | - | - |
| Revaluations                 | - | - | - | - | - | - |
| Disposals                    | - | - | - | - | - | - |
| Transfers*                   | - | - | - | - | - | - |
| Balance carried forward      | - | - | - | - | - | - |

## 9.3 Net book value

|                 |   |   |   |   |   |   |
|-----------------|---|---|---|---|---|---|
| Brought forward | - | - | - | - | - | - |
| Carried forward | - | - | - | - | - | - |

## 9.4 Revaluation

If any fixed assets have been revalued please give details of the valuer and method of valuation

|  |
|--|
|  |
|--|

\* The "transfers" row is for movements between fixed asset categories.

\*\* Please indicate the method of depreciation by deleting the method not applicable (SL = straight line; RB = reducing balance). Also please indicate the rate of depreciation: for straight line, what is the anticipated life of the asset (in years); for reducing balance, what is the percentage annual deduction.

**Note 10 Investment assets**

Please complete this note if the charity has any investment assets.

**10.1 Fixed assets investments**

|   | £          |
|---|------------|
| Carrying (market) value at beginning of year        | 1,645,000  |
| <b>Add:</b> additions to investments at cost        | -          |
| <b>Less:</b> disposals at carrying value            | -          |
| <b>Add/(deduct):</b> net gain/(loss) on revaluation | -          |
| Carrying (market) value at end of year              | 1,645,000- |

Please provide below:

10.2 A breakdown of the market values of investments shown above agreeing with the balance sheet row B03.

10.3 A breakdown of the income from investments agreeing with SOFA row S03.

**Analysis of investments**

|   | 10.2<br>Market value at<br>year end<br>£ | 10.3<br>Income from<br>investments for<br>the year<br>£ |
|---|--|---|
| <b>Investment properties</b>  | 1,645,000-                               | 55,600 gross  |
| Investments listed on a recognised stock exchange or held in common investment funds, open ended investment companies, unit trusts or other collective investment schemes | -  | -   |
| Investments in subsidiary or connected undertakings and companies   | -  | -   |
| Securities not listed on a recognised Stock Exchange  | -  | -   |
| Cash held as part of the investment portfolio   | -  | -   |
| Other investments   | -  | -   |
| <b>Total</b>  | 1,645,000-                               | 55,600 gross  |

**10.4 Material investment holdings**

If any single investment is material in terms of its value (for example represents more than 5 per cent of the value of the charity's total investments) please provide details.

|                        |                                 |                               |
|------------------------|---------------------------------|-------------------------------|
| <b>Investment held</b> | Terraced house - London<br>SE10 | Residential Barn, Staplehurst |
| <b>Market Value</b>    | £895,000                        | £750,000                      |

Note - neither property has been revalued this year. The fair value can be determined from the net sale price of similar properties.

## Section C

## Notes to the accounts

(cont)

Note 11 Debtors and prepayments *N/A*

Please complete this note if the charity has any debtors or prepayments.

## Analysis of debtors

|   | Amounts falling due within one year |                | Amounts falling due after more than one year |                |
|---|-------------------------------------|----------------|--|----------------|
|   | This year<br>£                      | Last year<br>£ | This year<br>£                               | Last year<br>£ |
| Trade debtors   | -                                   | -              | -  | -              |
| Amounts due from subsidiary and associated undertakings | -                                   | -              | -  | -              |
| Other debtors   | -                                   | -              | -  | -              |
| Prepayments and accrued income                          | -                                   | -              | -  | -              |
| <b>Total</b>  | -                                   | -              | -  | -              |

## Note 12 Creditors and accruals

Please complete this note if the charity has any creditors or accruals.

## 12.1 Analysis of creditors

|   | Amounts falling due within one year |                | Amounts falling due after more than one year |                |
|---|-------------------------------------|----------------|--|----------------|
|   | This year<br>£                      | Last year<br>£ | This year<br>£                               | Last year<br>£ |
| Loans and overdrafts ( <i>see Note</i> )              | -                                   | -              | 120,000-                                     | 134,739-       |
| Trade creditors                                       | -                                   | -              | -  | -              |
| Amounts due to subsidiary and associated undertakings | -                                   | -              | -  | -              |
| Other creditors                                       | -                                   | -              | -  | -              |
| Accruals and deferred income                          | -                                   | -              | -  | -              |
| <b>Total</b>  | -                                   | -              | 120,000-                                     | 134,739-       |

## 12.2 Security over assets

If any loan, overdraft or other creditor holds a charge or other security over any assets of the charity please provide details.

*N/A*

*Note - To enhance the Charity's Investment Property Fund, and thus to provide income for the Charity's activities, Mr Evans (a trustee) agreed to advance a loan on concessional terms. The balance of the loan at the 2023 year end was £120,000, following repayment of £14,739 during the year. The loan is unsecured and interest free. It is on limited recourse terms in that it is only repayable from the Charity's unencumbered assets. p17*

**Note 13 Endowment and restricted income funds**

Please complete this section if the charity has any endowment or restricted income funds.

**13.1 Funds held**

Please give a brief description of any of the following type of funds held by the charity:

- permanent endowment funds (PE);
- expendable endowment funds (EE); and
- restricted income funds, including special trusts, of the charity (R).

| Fund Name                | Type PE, EE or R | Purpose and Restrictions   |
|--------------------------|------------------|--|
| Investment Property Fund | EE               | Rents and profits from this fund are unrestricted funds, which are expendable and expended for charitable purposes. A surplus of unrestricted funds may be transferred to the IPP. |
|                          |                  |  |
|                          |                  |  |
|                          |                  |  |
|                          |                  |  |

**13.2 Movements of major funds**

Please give details of the movements of the major funds summarised in the restricted and endowment columns of the Statement of Financial Activities.

| Fund names                    | Fund balances brought forward<br>£ | Incoming resources<br>£ | Outgoing resources<br>£ | Transfers<br>£ | Gains and losses<br>£ | Fund balances carried forward<br>£ |
|-------------------------------|------------------------------------|-------------------------|-------------------------|----------------|-----------------------|------------------------------------|
| Investment Property Fund - EE | 1,510,261                          | -                       | -                       | 14,739         | -                     | 1,525,000                          |
|                               | -                                  | -                       | -                       | -              | -                     | -                                  |
|                               | -                                  | -                       | -                       | -              | -                     | -                                  |
|                               | -                                  | -                       | -                       | -              | -                     | -                                  |
|                               | -                                  | -                       | -                       | -              | -                     | -                                  |
| <b>Total Funds</b>            | <b>1,510,261</b>                   | <b>-</b>                | <b>-</b>                | <b>14,739</b>  | <b>-</b>              | <b>1,525,000</b>                   |

**13.3 Transfers between funds**

Please give details of any transfers between funds.

| From Fund (Name)  | To Fund (Name)           | Reason  | Amount |
|-------------------|--------------------------|---|--------|
| Unrestricted Fund | Investment Property Fund | Surplus income was transferred to the IPP to enable the IPP's loan to be reduced. See Note 12 | 14,739 |
|                   |                          |   |        |
|                   |                          |   |        |

## Note 14 Transactions with related parties

If the charity has any transactions with related parties (other than the trustee expenses explained in note 6) details of such transactions should be provided in this note. If there are no transactions to report, please enter "None" in the relevant boxes.

### 14.1 Remuneration and benefits

Please give the amount of, and legal authority for, any remuneration or other benefits paid to a trustee or other related parties by the charity or any institution or company connected with it.

| Name of trustee or connected party | Legal authority (eg order, governing document) | Amounts paid or benefit value |                |
|------------------------------------|--|-------------------------------|----------------|
|                                    |  | This year<br>£                | Last year<br>£ |
| N/A                                | N/A  | —                             | —              |
|                                    |  |                               |                |
|                                    |  |                               |                |

### 14.2 Loans

Please give details of and amounts owing to or from the charity's trustees or other related parties by the charity at the year end.

|                                       | Name of trustee or connected party | Legal authority  | Amount owing   |                |
|---------------------------------------|------------------------------------|--|----------------|----------------|
|                                       |                                    |  | This year<br>£ | Last year<br>£ |
| Due to trustees and related parties   | Simon Evans (trustee)              | Details of the loan by Mr Evans are in Note 12. Permitted by | 120,000        | 134,739        |
| Due from trustees and related parties | —                                  | Founding Trust Deed  | —              | —              |

### 14.3 Other transaction(s) with trustees or related parties

Please give details of any transaction undertaken by (or on behalf of) the charity in which a trustee or related party has a material interest.

| Name of the trustee or related party | Relationship to charity | Description of the transaction(s) | This year<br>£ | Last year<br>£ |
|--------------------------------------|-------------------------|-----------------------------------|----------------|----------------|
| N/A                                  | N/A                     | N/A                               | —              | —              |
|                                      |                         |                                   |                |                |
|                                      |                         |                                   |                |                |

**Note 15 Additional Disclosures**

The following are significant matters which are not covered in other notes and need to be included to provide a proper understanding of the accounts. If there is insufficient room here, please add a separate sheet.

---

**Charity number: 1141884**

**SPILLS HILL  
CHARITABLE TRUST**

**TRUSTEES' REPORT AND UNAUDITED  
FINANCIAL STATEMENTS**

**FOR THE YEAR ENDED  
15 APRIL 2023**

# SPILLS HILL CHARITABLE TRUST

## CONTENTS

---

|  | Page   |
|--|--------|
| <b>Reference and administrative details of the charity</b> | 1      |
| <b>Trustees' report</b>                                    | 2 - 4  |
| <b>Independent examiner's report</b>                       | 5      |
| <b>Statement of financial activities</b>                   | 6      |
| <b>Balance sheet</b>                                       | 7      |
| <b>Notes to the financial statements</b>                   | 8 - 20 |

# SPILLS HILL CHARITABLE TRUST

## REFERENCE AND ADMINISTRATIVE DETAILS OF THE CHARITY *FOR THE YEAR ENDED 15 APRIL 2023*

---

|                                  |  |
|----------------------------------|--|
| <b>Trustees</b>                  | Simon Evans<br>Virginia Flower<br>Mark Kalderon                              |
| <b>Charity registered number</b> | 1141884  |
| <b>Principal office</b>          | Spills Hill Farm<br>Chickenden Lane<br>Staplehurst<br>Kent<br>TN12 0DP       |
| <b>Independent examiner</b>      | John Fassenfelt<br>Harmans Corner<br>The Street<br>Borden<br>Kent<br>ME9 8JH |
| <b>Bankers</b>                   | NatWest – City of London Office<br>1 Princes Street<br>London<br>EC2R 8BP    |

# SPILLS HILL CHARITABLE TRUST

## TRUSTEES' REPORT

*FOR THE YEAR ENDED 15 APRIL 2023*

---

The Trustees present their annual report together with the financial statements of Spills Hill Charitable Trust (the Trust) for the year ended 15 April 2023. The Trustees confirm that the annual report and financial statements of the Trust comply with the current statutory requirements, the requirements of the Trust's governing document and the provisions of the current Statement of Recommended Practice (SORP) "Accounting and Reporting by Charities".

### **Structure, governance and management**

- Constitution

Spills Hill Charitable Trust is constituted by Deed of Trust dated 22 March 2011 and is a registered charity, number 1141884.

- Trustees

The charity trustees during the year to 15 April 2023 were:

Simon Evans  
Virginia Flower  
Mark Kalderon

The trustees have the power to appoint new trustees, as set out within the Deed of Trust. The Trust has no staff other than the trustees.

- Meetings

The trustees meet as appropriate to consider the work of the Trust. All grants are approved by the trustees.

- Risk management

The trustees consider a range of risk matters including the safeguarding of its investments and the status of the Trust's grantees. The trustees maintain an insurance policy in respect of the Trust's investment property. This policy is reviewed on an annual basis.

### **Objectives and activities**

- Objects

The objects of the Trust are the furtherance of such exclusively charitable objects or purposes in such manner as the trustees shall in their absolute discretion think fit.

In setting objectives and planning for activities, the trustees have given careful consideration to general guidance published by the Charity Commission relating to public benefit.

- Grant making policy

The Trust makes grants to other charities or voluntary bodies, with particular focus on education, heritage, medical research and humanitarian relief.

# SPILLS HILL CHARITABLE TRUST

## TRUSTEES' REPORT (continued) FOR THE YEAR ENDED 15 APRIL 2023

---

### Achievements and performance

- Review of activities

The Trust's main source of regular income is rental income from two investment properties – a terraced house in London SE10 and a residential barn conversion in Staplehurst, Kent. These are let to tenants on assured shorthold tenancies. The Trust's rental income from investment property provides, and will continue to provide, a regular income stream to the Trust. The trustees' intention is to make grants and donations each year approximately equal to the Trust's income, net of expenses. The investment property portfolio has been funded in part by an interest-free, unsecured loan provided by a trustee, Simon Evans. The 2023 year-end balance of the loan was £120,000 (2022: £134,739), and it is envisaged that this will be repaid from income over approximately ten years from 2021.

Grants during the year totalled £31,200, all of which were made to other charitable bodies. The highest grant during the year was £16,000 to Sidney Sussex College, Cambridge.

- Investment policy

The trustees are satisfied that it is appropriate for its grant making activities to be funded primarily from the rental income from the Trust's investment property, and that diversification of its investment portfolio into non-property assets would not be appropriate at the present time.

- Reserves policy

During the coming year the trustees are confident that the Trust's income stream will enable them to provide continuing support to appropriate organisations. No grant making commitment has been or will be made which the trustees are unable to meet from income received.

### Plans for the future

The trustees have no plans to make any major alteration to the way the charity is currently operated. Provided the income is maintained the trustees aim to provide financial support to appropriate charities for many years.

# SPILLS HILL CHARITABLE TRUST

## TRUSTEES' REPORT (continued) FOR THE YEAR ENDED 15 APRIL 2023

---

### Trustees' responsibilities statement

The Trustees are responsible for preparing the Trustees' report and the financial statements in accordance with applicable law and United Kingdom Accounting Standards (United Kingdom Generally Accepted Accounting Practice).

The law applicable to charities in England & Wales requires the Trustees to prepare financial statements for each financial year which give a true and fair view of the state of affairs of the Trust and of the incoming resources and application of resources of the Trust for that period. In preparing these financial statements, the Trustees are required to:

- select suitable accounting policies and then apply them consistently;
- observe the methods and principles in the Charities SORP;
- make judgments and accounting estimates that are reasonable and prudent;
- prepare the financial statements on the going concern basis unless it is inappropriate to presume that the Trust will continue in operation.

The Trustees are responsible for keeping proper accounting records that are sufficient to show and explain the Trust's transactions and disclose with reasonable accuracy at any time the financial position of the Trust and enable them to ensure that the financial statements comply with the Charities Act 2011, the Charity (Accounts and Reports) Regulations 2008 and the provisions of the trust deed. They are also responsible for safeguarding the assets of the Trust and hence for taking reasonable steps for the prevention and detection of fraud and other irregularities.

This report was approved by the Trustees on 25 January 2024 and signed on their behalf by:



**Simon Evans**  
**Trustee**

# SPILLS HILL CHARITABLE TRUST

## INDEPENDENT EXAMINER'S REPORT FOR THE YEAR ENDED 15 APRIL 2023

---

### Independent examiner's report to the Trustees of Spills Hill Charitable Trust

I report on the financial statements of the Trust for the year ended 15 April 2023 which are set out on pages 6 to 20.

This report is made solely to the Trust's Trustees, as a body, in accordance with section 145 of the Charities Act 2011 and regulations made under section 154 of that Act. My work has been undertaken so that I might state to the Trust's Trustees those matters I am required to state to them in an independent examiner's report and for no other purpose. To the fullest extent permitted by law, I do not accept or assume responsibility to anyone other than the Trust and the Trust's Trustees as a body, for my work or for this report.

### Respective responsibilities of Trustees and examiner

The Trust's Trustees are responsible for the preparation of the financial statements, and they consider that an audit is not required for this year under section 144(2) of the Charities Act 2011 (the Act) and that an independent examination is needed.

It is my responsibility to:

- examine the financial statements under section 145 of the Act;
- follow the procedures laid down in the general Directions given by the Charity Commission under section 145(5)(b) of the Act; and
- state whether particular matters have come to my attention.

### Basis of independent examiner's report

My examination was carried out in accordance with the general Directions given by the Charity Commission. An examination includes a review of the accounting records kept by the Trust and a comparison of the financial statements presented with those records. It also includes consideration of any unusual items or disclosures in the financial statements, and seeking explanations from you as Trustees concerning any such matters. The procedures undertaken do not provide all the evidence that would be required in an audit, and consequently no opinion is given as to whether the financial statements present a 'true and fair view' and the report is limited to those matters set out in the statement below.

### Independent examiner's statement

In connection with my examination, no matter has come to my attention:

- (1) which gives me reasonable cause to believe that in any material respect the requirements:
  - to keep accounting records in accordance with section 130 of the Act; and
  - to prepare financial statements which accord with the accounting records and comply with the accounting requirements of the Acthave not been met; or
- (2) to which, in my opinion, attention should be drawn in order to enable a proper understanding of the financial statements to be reached.

Signed:



John Fassenfelt

Dated: 25 January 2024



|                                |                              |    |                     |          |              |
|--------------------------------|------------------------------|----|---------------------|----------|--------------|
| Charity Name                   | Spills Hill Charitable Trust |    | Charity No (if any) | 1141 884 | <b>CC17a</b> |
| Annual accounts for the period |                              |    |                     |          |              |
| Period start date              | 16.04.22                     | To | Period end date     | 15.04.23 |              |

## Section A Statement of financial activities

| Recommended categories by activity  | Details of own analysis | Note | Restricted              |                   |                      | Total this year<br>£ | Total last year<br>£ |
|---|-------------------------|------|-------------------------|-------------------|----------------------|----------------------|----------------------|
|   |                         |      | Unrestricted funds<br>£ | income funds<br>£ | Endowment funds<br>£ |                      |                      |
|   |                         |      | F01                     | F02               | F03                  | F04                  | F05                  |
| <b>Incoming resources (Note 3)</b>  |                         |      |                         |                   |                      |                      |                      |
| Incoming resources from generated funds   |                         |      | -                       | -                 | -                    | -                    | -                    |
| Voluntary income  |                         | S01  | -                       | -                 | -                    | -                    | -                    |
| Activities for generating funds   |                         | S02  | -                       | -                 | -                    | -                    | -                    |
| Investment income   |                         | S03  | 55,600                  | -                 | -                    | 55,600               | 69,156               |
| Incoming resources from charitable activities                                   |                         | S04  | -                       | -                 | -                    | -                    | -                    |
| Other incoming resources  |                         | S05  | -                       | -                 | -                    | -                    | -                    |
| <b>Total incoming resources</b>   |                         | S06  | 55,600                  | -                 | -                    | 55,600               | 69,156               |
| <b>Resources expended (Notes 4-8)</b>   |                         |      |                         |                   |                      |                      |                      |
| Costs of Generating Funds   |                         |      | -                       | -                 | -                    | -                    | -                    |
| Costs of generating voluntary income  |                         | S07  | -                       | -                 | -                    | -                    | -                    |
| Fundraising trading costs   |                         | S08  | -                       | -                 | -                    | -                    | -                    |
| Investment management costs   |                         | S09  | 9,508                   | -                 | -                    | 9,508                | 25,899               |
| Charitable activities   |                         | S10  | 31,200                  | -                 | -                    | 31,200               | 32,900               |
| Governance costs  |                         | S11  | -                       | -                 | -                    | -                    | -                    |
| Other resources expended  |                         | S12  | -                       | -                 | -                    | -                    | -                    |
| <b>Total resources expended</b>   |                         | S13  | 40,708                  | -                 | -                    | 40,708               | 58,799               |
| <b>Net incoming/(outgoing) resources before transfers</b>                       |                         | S14  | 14,892                  | -                 | -                    | 14,892               | 10,357               |
| <b>Gross transfers between funds</b>  |                         | S15  | (14,739)                | -                 | 14,739               | -                    | -                    |
| <b>Net incoming/(outgoing) resources before other recognised gains/(losses)</b> |                         | S16  | 153                     | -                 | 14,739               | 14,892               | 10,357               |
| <b>Other recognised gains/(losses)</b>  |                         |      |                         |                   |                      |                      |                      |
| Gains and losses on revaluation of fixed assets for the charity's own use       |                         | S17  | -                       | -                 | -                    | -                    | -                    |
| Gains and losses on investment assets   |                         | S18  | -                       | -                 | -                    | -                    | -                    |
| <b>Net movement in funds</b>  |                         | S19  | -                       | -                 | -                    | -                    | -                    |
| <b>Total funds brought forward</b>  |                         | S20  | 9                       | -                 | 1,510,261            | 1,510,270            | 1,499,913            |
| <b>Total funds carried forward</b>  |                         | S21  | 162                     | -                 | 1,525,000            | 1,525,162            | 1,510,270            |

## Section B Balance sheet

|   | Note | Restricted         |              |                 | Total this year | Total last year |
|---|------|--------------------|--------------|-----------------|-----------------|-----------------|
|   |      | Unrestricted funds | income funds | Endowment funds |                 |                 |
|   |      | £                  | £            | £               | £               | £               |
|   |      | F01                | F02          | F03             | F04             | F05             |
| <b>Fixed assets</b>   |      |                    |              |                 |                 |                 |
| Tangible assets (Note 9)  | B01  | -                  | -            | -               | -               | -               |
|   | B02  | -                  | -            | -               | -               | -               |
| Investments (Note 10)   | B03  | -                  | -            | 1,645,000       | 1,645,000       | 1,645,000       |
| <i>Total fixed assets</i>                                       | B04  | -                  | -            | 1,645,000       | 1,645,000       | 1,645,000       |
| <b>Current assets</b>   |      |                    |              |                 |                 |                 |
| Stock and work in progress                                      | B05  | -                  | -            | -               | -               | -               |
| Debtors (Note 11)   | B06  | -                  | -            | -               | -               | -               |
| (Short term) investments  | B07  | -                  | -            | -               | -               | -               |
| Cash at bank and in hand  | B08  | 162                | -            | -               | 162             | 9               |
| <i>Total current assets</i>                                     | B09  | 162                | -            | -               | 162             | 9               |
| <b>Creditors: amounts falling due within one year</b> (Note 12) | B10  | -                  | -            | -               | -               | -               |
| <i>Net current assets/(liabilities)</i>                         | B11  | 162                | -            | -               | 162             | 9               |
| <i>Total assets less current liabilities</i>                    | B12  | 162                | -            | 1,645,000       | 1,645,162       | 1,645,009       |
| <b>Creditors: amounts falling due after one year</b> (Note 12)  | B13  | -                  | -            | 120,000         | 120,000         | 134,739         |
| Provisions for liabilities and charges                          | B14  | -                  | -            | -               | -               | -               |
| <i>Net assets</i>   | B15  | 162                | -            | 1,525,000       | 1,525,162       | 1,510,270       |
| <b>Funds of the Charity</b>                                     |      |                    |              |                 |                 |                 |
| Unrestricted funds  | B16  | 162                | -            | -               | 162             | 9               |
|   | B17  | -                  | -            | -               | -               | -               |
| Restricted income funds (Note 13)                               | B18  | -                  | -            | -               | -               | -               |
| Endowment funds (Note 13)                                       | B19  | -                  | -            | 1,525,000       | 1,525,000       | 1,510,261       |
| <i>Total funds</i>  | B20  | 162                | -            | 1,525,000       | 1,525,162       | 1,510,270       |

Signed by one or two trustees on behalf of all the trustees

| Signature          | Print Name      | Date of approval |
|--------------------|-----------------|------------------|
| <i>Simon Evans</i> | SIMON J M EVANS | 25/1/24          |
|                    |                 |                  |

**Section C****Notes to the accounts****Note 1 Basis of preparation**

***This section should be completed by all charities.***

**1.1 Basis of accounting**

These accounts have been prepared on the basis of historic cost (except that investments are shown at market value) in accordance with:

- Accounting and Reporting by Charities – Statement of Recommended Practice (SORP 2005);
- and with\* 

|   |
|---|
| ✓ |
|   |

 Accounting Standards;
- or 

|  |
|--|
|  |
|  |

 Financial Reporting Standards for Smaller Enterprises (FRSSE);
- and with the Charities Act.

~~\*\*\* except for the following].~~

***Give details in this box if a different standard has been followed.***

N/A

\* -Tick as appropriate:

- if all relevant disclosures shown in the pack have been given then please tick "Accounting Standards";
- if disclosures completed in these accounts have been restricted to those required by the FRSSE, then please tick "Financial Reporting Standards for Smaller Enterprises (FRSSE)".

\*\* - If no departures from the chosen standards have been made then delete these words; otherwise give details of any changes in the boxes.

**1.2 Change in basis of accounting**

There has been no change to the accounting policies (valuation rules and methods of accounting) since last year ~~§ except for the following].~~

***Give details in this box of any material changes that have been made.***

N/A

§ if no changes have been made to accounting policies then delete these words.

**1.3 Changes to previous accounts**

No changes have been made to accounts for previous years ~~§§ except for the following].~~

***Give details in this box of any material changes that have been made.***

N/A

§§ if no changes have been made to accounts for previous periods then delete these words.

**Note 2 Accounting policies**

*This standard list of accounting policies has been applied by the charity except for those deleted. Where a different or additional policy has been adopted then this is detailed in the box below.*

**INCOMING RESOURCES**

|  |   |
|--|---|
| <b>Recognition of incoming resources</b>                 | These are included in the Statement of Financial Activities (SoFA) when: <ul style="list-style-type: none"> <li>• the charity becomes entitled to the resources;</li> <li>• the trustees are virtually certain they will receive the resources; and</li> <li>• the monetary value can be measured with sufficient reliability.</li> </ul>                             |
| <b>Incoming resources with related expenditure</b>       | Where incoming resources have related expenditure (as with fundraising or contract income) the incoming resources and related expenditure are reported gross in the SoFA.   |
| <b>Grants and donations</b>                              | Grants and donations are only included in the SoFA when the charity has unconditional entitlement to the resources.   |
| <b>Tax reclaims on donations and gifts</b>               | Incoming resources from tax reclaims are included in the SoFA at the same time as the gift to which they relate.  |
| <b>Contractual income and performance related grants</b> | This is only included in the SoFA once the related goods or services have been delivered.   |
| <b>Gifts in kind</b>                                     | Gifts in kind are accounted for at a reasonable estimate of their value to the charity or the amount actually realised.<br><br>Gifts in kind for sale or distribution are included in the accounts as gifts only when sold or distributed by the charity.<br><br>Gifts in kind for use by the charity are included in the SoFA as incoming resources when receivable. |
| <b>Donated services and facilities</b>                   | These are only included in incoming resources (with an equivalent amount in resources expended) where the benefit to the charity is reasonably quantifiable, measurable and material. The value placed on these resources is the estimated value to the charity of the service or facility received.  |
| <b>Volunteer help</b>                                    | The value of any voluntary help received is not included in the accounts but is described in the trustees' annual report.   |
| <b>Investment income</b>                                 | This is included in the accounts when receivable.   |
| <b>Investment gains and losses</b>                       | This includes any gain or loss on the sale of investments and any gain or loss resulting from revaluing investments to market value at the end of the year.   |

**EXPENDITURE AND LIABILITIES**

|  |  |
|--|--|
| <b>Liability recognition</b>                         | Liabilities are recognised as soon as there is a legal or constructive obligation committing the charity to pay out resources.   |
| <b>Governance costs</b>                              | Include costs of the preparation and examination of statutory accounts, the costs of trustee meetings and cost of any legal advice to trustees on governance or constitutional matters.  |
| <b>Grants with performance conditions</b>            | Where the charity gives a grant with conditions for its payment being a specific level of service or output to be provided, such grants are only recognised in the SoFA once the recipient of the grant has provided the specified service or output.                  |
| <b>Grants payable without performance conditions</b> | These are only recognised in the accounts when a commitment has been made and there are no conditions to be met relating to the grant which remain in the control of the charity.  |
| <b>Support Costs</b>                                 | Support costs include central functions and have been allocated to activity cost categories on a basis consistent with the use of resources, eg allocating property costs by floor areas, or per capita, staff costs by the time spent and other costs by their usage. |

**ASSETS**

|   |  |
|---|--|
| <b>Tangible fixed assets for use by charity</b> | These are capitalised if they can be used for more than one year, and cost at least £500. They are valued at cost or a reasonable value on receipt.                            |
| <b>Investments</b>                              | Investments quoted on a recognised stock exchange are valued at market value at the year end. Other investment assets are included at trustees' best estimate of market value. |
| <b>Stocks and work in progress</b>              | These are valued at the lower of cost or market value.   |

**POLICIES ADOPTED  
ADDITIONAL TO OR  
DIFFERENT FROM THOSE  
ABOVE**

Note that some of the above are not currently relevant to the charity, but they have not been marked "N/A"

## Note 3 Analysis of incoming resources

Incoming resources may be further analysed if this would help the reader of the accounts.

|   | Analysis      | This year<br>£ | Last year<br>£ |
|---|---------------|----------------|----------------|
| Voluntary income                              | N/A           | -              | -              |
|   |               | -              | -              |
|   |               | -              | -              |
|   |               | -              | -              |
|   | Total         | -              | -              |
| Activities for generating funds               | N/A           | -              | -              |
|   |               | -              | -              |
|   |               | -              | -              |
|   |               | -              | -              |
|   | Total         | -              | -              |
| Investment income                             | Rental income | 55,600 -       | 69,156 -       |
|   |               | -              | -              |
|   |               | -              | -              |
|   |               | -              | -              |
|   | Total         | 55,600 -       | 69,156 -       |
| Incoming resources from charitable activities | N/A           | -              | -              |
|   |               | -              | -              |
|   |               | -              | -              |
|   |               | -              | -              |
|   | Total         | -              | -              |

## Note 4

## Analysis of resources expended

Resources expended may be further analysed if this would help the reader of the accounts.

|                                      | Analysis                         | This year<br>£ | Last year<br>£ |
|--------------------------------------|----------------------------------|----------------|----------------|
| Costs of generating voluntary income | N/A                              | -              | -              |
|                                      |                                  | -              | -              |
|                                      |                                  | -              | -              |
|                                      |                                  | -              | -              |
|                                      | Total                            | -              | -              |
| Fundraising trading costs            | N/A                              | -              | -              |
|                                      |                                  | -              | -              |
|                                      |                                  | -              | -              |
|                                      |                                  | -              | -              |
|                                      | Total                            | -              | -              |
| Investment management costs          | Property repairs and maintenance | 9,508 -        | 25,899 -       |
|                                      |                                  | -              | -              |
|                                      | Total                            | 9,508 -        | 25,899 -       |
| Charitable activities                | Grants made to institutions      | 31,200 -       | 32,900 -       |
|                                      |                                  | -              | -              |
|                                      |                                  | -              | -              |
|                                      |                                  | -              | -              |
|                                      | Total                            | 31,200 -       | 32,900 -       |
| Governance costs                     | N/A                              | -              | -              |
|                                      |                                  | -              | -              |
|                                      | Total                            | -              | -              |

## Section C

## Notes to the accounts

(cont)

Note 5

Support Costs

N/A

Please complete this note if the charity has analysed its expenses using activity categories and has support costs.

| Support cost type | Fundraising activity<br>£ | Charitable Activity<br>£ | Governance Activity<br>£ | Total Cost<br>£ |
|-------------------|---------------------------|--------------------------|--------------------------|-----------------|
|                   | -                         | -                        | -                        | -               |
|                   | -                         | -                        | -                        | -               |
|                   | -                         | -                        | -                        | -               |
|                   | -                         | -                        | -                        | -               |
|                   | -                         | -                        | -                        | -               |
|                   | -                         | -                        | -                        | -               |
|                   | -                         | -                        | -                        | -               |
| <b>Total</b>      | -                         | -                        | -                        | -               |

Note 6

Details of certain items of expenditure

## 6.1 Trustee expenses

Please provide details of the amount of any payment or reimbursement of out-of-pocket expenses made to trustees or to third parties for expenses incurred by trustees. If no expenses were paid, please enter 'None' in the appropriate box(es).

Number of trustees who were paid expenses

Nature of the expenses

Total amount paid

|   | This year | Last year |
|---|-----------|-----------|
|   | NONE      | NONE      |
|   | N/A       | N/A       |
| £ | NONE      | £ NONE    |

## 6.2 Fees for examination or audit of the accounts

Please provide details of the amount paid for any statutory external scrutiny of accounts and other services provided by your independent examiner or auditor. If nothing was paid please enter NONE in the appropriate box(es).

Independent examiner's or auditors' fees for reporting on the accounts

Other fees (for example: advice, consultancy, accountancy services) paid to the independent examiner or auditor

|  | This year<br>£ | Last year<br>£ |
|--|----------------|----------------|
|  | NONE           | NONE           |
|  | NONE           | NONE           |

**Note 7**                      **Paid employees**

*Please complete this note if the charity has any employees.*

N/A

**7.1 Staff Costs**

|  | This year<br>£ | Last year<br>£ |
|--|----------------|----------------|
| Gross wages, salaries and benefits in kind | -              | -              |
| Employer's National Insurance costs        | -              | -              |
| Pension costs                              | -              | -              |
| <b>Total staff costs</b>                   | -              | -              |

**7.2 Average number of full-time equivalent employees in the year**

|  | This year<br>Number | Last year<br>Number |
|--|---------------------|---------------------|
| The parts of the charity in which the employees work |                     |                     |
| Fundraising  | -                   | -                   |
| Charitable Activities                                | -                   | -                   |
| Governance   | -                   | -                   |
| Other  | -                   | -                   |
| <b>Total</b>   | -                   | -                   |

**7.3 Defined contribution pension scheme**

*Please complete if a defined contribution pension scheme is operated.*

Brief details of the scheme

|  |
|--|
|  |
|--|

|   | This year<br>£ | Last year<br>£ |
|---|----------------|----------------|
| The costs of the scheme to the charity for the year         |                |                |
| The amount of any contributions outstanding at the year end |                |                |
| The amount of any contributions prepaid at the year end     |                |                |

**Note 8 Grantmaking**

Please complete this note if the charity made any grants or donations which in aggregate form a material part of the charitable activities undertaken.

**8.1 Total value of grants**

| Purpose for which grants made | Grants to institutions<br>Total amount £ | Grants to individuals<br>Total amount £ |
|-------------------------------|--|---|
| School education - UK         | 5,000 -                                  | - -                                     |
| University education - UK     | 16,000 -                                 | - -                                     |
| Social - UK                   | 5,000 -                                  | - -                                     |
| Social - Antigua              | 5,200 -                                  | - -                                     |
|                               | -  | -                                       |
|                               | -  | -                                       |
| <b>Total</b>                  | <b>31,200 -</b>                          | <b>- -</b>                              |

**8.1 Grantmaking costs**

If the charity's accounts are prepared on the "activity basis" please give details of any support cost associated with grantmaking. Please enter "Nil" if the charity does not identify and/or allocate support costs.

Support costs of grantmaking

£ Nil

**8.3 Grants made to institutions**

If the charity has made grants to particular institutions that are material in the context of its grantmaking please give details of the institution supported, purpose of the grant and total paid to each institution listed. Sufficient information should be given to provide a reasonable understanding of the range of institutions supported.

| Names of institutions               | Purpose          | Total amount of grants paid £ |
|-------------------------------------|------------------|-------------------------------|
| Arnold Foundation for Rugby School  | Education - UK   | 5,000 -                       |
| Sidney Sussex College, Cambridge    | Education - UK   | 16,000 -                      |
| NSPCC                               | Social - UK      | 5,000 -                       |
| Junkyard Fund                       | Social - Antigua | 5,200 -                       |
|                                     |                  | -                             |
|                                     |                  | -                             |
|                                     |                  | -                             |
|                                     |                  | -                             |
|                                     |                  | -                             |
|                                     |                  | -                             |
|                                     |                  | -                             |
| <b>Total grants to institutions</b> |                  | <b>31,200 -</b>               |

## Note 9

## Tangible fixed assets

N/A

Please complete this note if the charity has any tangible fixed assets

## 9.1 Cost or valuation

|                         | Freehold land & buildings | Other land & buildings | Plant, machinery and motor vehicles | Fixtures, fittings and equipment | Payments on account and assets under construction | Total |
|-------------------------|---------------------------|------------------------|-------------------------------------|----------------------------------|---|-------|
|                         | £                         | £                      | £                                   | £                                | £   | £     |
| Balance brought forward | -                         | -                      | -                                   | -                                | -   | -     |
| Additions               | -                         | -                      | -                                   | -                                | -   | -     |
| Revaluations            | -                         | -                      | -                                   | -                                | -   | -     |
| Disposals               | -                         | -                      | -                                   | -                                | -   | -     |
| Transfers *             | -                         | -                      | -                                   | -                                | -   | -     |
| Balance carried forward | -                         | -                      | -                                   | -                                | -   | -     |

## 9.2 Accumulated depreciation and impairment provisions

|         |          |          |          |          |          |
|---------|----------|----------|----------|----------|----------|
| **Basis | SL or RB | SL or RB | SL or RB | SL or RB | SL or RB |
| ** Rate |          |          |          |          |          |

|                              |   |   |   |   |   |   |
|------------------------------|---|---|---|---|---|---|
| Balance brought forward      | - | - | - | - | - | - |
| Depreciation charge for year | - | - | - | - | - | - |
| Impairment provisions        | - | - | - | - | - | - |
| Revaluations                 | - | - | - | - | - | - |
| Disposals                    | - | - | - | - | - | - |
| Transfers*                   | - | - | - | - | - | - |
| Balance carried forward      | - | - | - | - | - | - |

## 9.3 Net book value

|                 |   |   |   |   |   |   |
|-----------------|---|---|---|---|---|---|
| Brought forward | - | - | - | - | - | - |
| Carried forward | - | - | - | - | - | - |

## 9.4 Revaluation

If any fixed assets have been revalued please give details of the valuer and method of valuation

|  |
|--|
|  |
|--|

\* The "transfers" row is for movements between fixed asset categories.

\*\* Please indicate the method of depreciation by deleting the method not applicable (SL = straight line; RB = reducing balance). Also please indicate the rate of depreciation: for straight line, what is the anticipated life of the asset (in years); for reducing balance, what is the percentage annual deduction.

**Note 10 Investment assets**

Please complete this note if the charity has any investment assets.

**10.1 Fixed assets investments**

|   | £          |
|---|------------|
| Carrying (market) value at beginning of year        | 1,645,000  |
| <b>Add:</b> additions to investments at cost        | -          |
| <b>Less:</b> disposals at carrying value            | -          |
| <b>Add/(deduct):</b> net gain/(loss) on revaluation | -          |
| Carrying (market) value at end of year              | 1,645,000- |

Please provide below:

10.2 A breakdown of the market values of investments shown above agreeing with the balance sheet row B03.

10.3 A breakdown of the income from investments agreeing with SOFA row S03.

**Analysis of investments**

|   | 10.2<br>Market value at<br>year end<br>£ | 10.3<br>Income from<br>investments for<br>the year<br>£ |
|---|--|---|
| <b>Investment properties</b>  | 1,645,000-                               | 55,600 gross  |
| Investments listed on a recognised stock exchange or held in common investment funds, open ended investment companies, unit trusts or other collective investment schemes | -  | -   |
| Investments in subsidiary or connected undertakings and companies   | -  | -   |
| Securities not listed on a recognised Stock Exchange  | -  | -   |
| Cash held as part of the investment portfolio   | -  | -   |
| Other investments   | -  | -   |
| <b>Total</b>  | 1,645,000-                               | 55,600 gross  |

**10.4 Material investment holdings**

If any single investment is material in terms of its value (for example represents more than 5 per cent of the value of the charity's total investments) please provide details.

|                        |                                 |                               |
|------------------------|---------------------------------|-------------------------------|
| <b>Investment held</b> | Terraced house - London<br>SE10 | Residential Barn, Staplehurst |
| <b>Market Value</b>    | £895,000                        | £750,000                      |

Note - neither property has been revalued this year. The fair value can be determined from the net sale price of similar properties.

## Section C

## Notes to the accounts

(cont)

Note 11 Debtors and prepayments *N/A*

Please complete this note if the charity has any debtors or prepayments.

## Analysis of debtors

|   | Amounts falling due within one year |                | Amounts falling due after more than one year |                |
|---|-------------------------------------|----------------|--|----------------|
|   | This year<br>£                      | Last year<br>£ | This year<br>£                               | Last year<br>£ |
| Trade debtors   | -                                   | -              | -  | -              |
| Amounts due from subsidiary and associated undertakings | -                                   | -              | -  | -              |
| Other debtors   | -                                   | -              | -  | -              |
| Prepayments and accrued income                          | -                                   | -              | -  | -              |
| <b>Total</b>  | -                                   | -              | -  | -              |

## Note 12 Creditors and accruals

Please complete this note if the charity has any creditors or accruals.

## 12.1 Analysis of creditors

|   | Amounts falling due within one year |                | Amounts falling due after more than one year |                |
|---|-------------------------------------|----------------|--|----------------|
|   | This year<br>£                      | Last year<br>£ | This year<br>£                               | Last year<br>£ |
| Loans and overdrafts ( <i>see Note</i> )              | -                                   | -              | 120,000-                                     | 134,739 -      |
| Trade creditors                                       | -                                   | -              | -  | -              |
| Amounts due to subsidiary and associated undertakings | -                                   | -              | -  | -              |
| Other creditors                                       | -                                   | -              | -  | -              |
| Accruals and deferred income                          | -                                   | -              | -  | -              |
| <b>Total</b>  | -                                   | -              | 120,000-                                     | 134,739-       |

## 12.2 Security over assets

If any loan, overdraft or other creditor holds a charge or other security over any assets of the charity please provide details.

*N/A*

*Note - To enhance the Charity's Investment Property Fund, and thus to provide income for the Charity's activities, Mr Evans (a trustee) agreed to advance a loan on concessional terms. The balance of the loan at the 2023 year end was £120,000, following repayment of £14,739 during the year. The loan is unsecured and interest free. It is on limited recourse terms in that it is only repayable from the Charity's unencumbered assets. p17*

**Note 13 Endowment and restricted income funds**

Please complete this section if the charity has any endowment or restricted income funds.

**13.1 Funds held**

Please give a brief description of any of the following type of funds held by the charity:

- permanent endowment funds (PE);
- expendable endowment funds (EE); and
- restricted income funds, including special trusts, of the charity (R).

| Fund Name                | Type PE, EE or R | Purpose and Restrictions   |
|--------------------------|------------------|--|
| Investment Property Fund | EE               | Rents and profits from this fund are unrestricted funds, which are expendable and expended for charitable purposes. A surplus of unrestricted funds may be transferred to the IPP. |
|                          |                  |  |
|                          |                  |  |
|                          |                  |  |
|                          |                  |  |

**13.2 Movements of major funds**

Please give details of the movements of the major funds summarised in the restricted and endowment columns of the Statement of Financial Activities.

| Fund names                    | Fund balances brought forward<br>£ | Incoming resources<br>£ | Outgoing resources<br>£ | Transfers<br>£ | Gains and losses<br>£ | Fund balances carried forward<br>£ |
|-------------------------------|------------------------------------|-------------------------|-------------------------|----------------|-----------------------|------------------------------------|
| Investment Property Fund - EE | 1,510,261                          | -                       | -                       | 14,739         | -                     | 1,525,000                          |
|                               | -                                  | -                       | -                       | -              | -                     | -                                  |
|                               | -                                  | -                       | -                       | -              | -                     | -                                  |
|                               | -                                  | -                       | -                       | -              | -                     | -                                  |
|                               | -                                  | -                       | -                       | -              | -                     | -                                  |
| <b>Total Funds</b>            | <b>1,510,261</b>                   | <b>-</b>                | <b>-</b>                | <b>14,739</b>  | <b>-</b>              | <b>1,525,000</b>                   |

**13.3 Transfers between funds**

Please give details of any transfers between funds.

| From Fund (Name)  | To Fund (Name)           | Reason  | Amount |
|-------------------|--------------------------|---|--------|
| Unrestricted Fund | Investment Property Fund | Surplus income was transferred to the IPP to enable the IPP's loan to be reduced. See Note 12 | 14,739 |
|                   |                          |   |        |
|                   |                          |   |        |

**Note 14 Transactions with related parties**

If the charity has any transactions with related parties (other than the trustee expenses explained in note 6) details of such transactions should be provided in this note. If there are no transactions to report, please enter "None" in the relevant boxes.

**14.1 Remuneration and benefits**

Please give the amount of, and legal authority for, any remuneration or other benefits paid to a trustee or other related parties by the charity or any institution or company connected with it.

| Name of trustee or connected party | Legal authority (eg order, governing document) | Amounts paid or benefit value |                |
|------------------------------------|--|-------------------------------|----------------|
|                                    |  | This year<br>£                | Last year<br>£ |
| N/A                                | N/A  | —                             | —              |
|                                    |  |                               |                |
|                                    |  |                               |                |

**14.2 Loans**

Please give details of and amounts owing to or from the charity's trustees or other related parties by the charity at the year end.

|                                       | Name of trustee or connected party | Legal authority  | Amount owing   |                |
|---------------------------------------|------------------------------------|--|----------------|----------------|
|                                       |                                    |  | This year<br>£ | Last year<br>£ |
| Due to trustees and related parties   | Simon Evans (trustee)              | Details of the loan by Mr Evans are in Note 12. Permitted by | 120,000        | 134,739        |
| Due from trustees and related parties | —                                  | Founding Trust Deed  | —              | —              |

**14.3 Other transaction(s) with trustees or related parties**

Please give details of any transaction undertaken by (or on behalf of) the charity in which a trustee or related party has a material interest.

| Name of the trustee or related party | Relationship to charity | Description of the transaction(s) | This year<br>£ | Last year<br>£ |
|--------------------------------------|-------------------------|-----------------------------------|----------------|----------------|
| N/A                                  | N/A                     | N/A                               | —              | —              |
|                                      |                         |                                   |                |                |
|                                      |                         |                                   |                |                |

**Note 15 Additional Disclosures**

The following are significant matters which are not covered in other notes and need to be included to provide a proper understanding of the accounts. If there is insufficient room here, please add a separate sheet.

---

**SPILLS HILL CHARITABLE TRUST**

England & Wales - Charity number 1141884

---

# Accounts

---

**Charity number: 1141884**

**SPILLS HILL  
CHARITABLE TRUST**

**TRUSTEES' REPORT AND UNAUDITED  
FINANCIAL STATEMENTS**

**FOR THE YEAR ENDED  
15 APRIL 2022**

# SPILLS HILL CHARITABLE TRUST

## CONTENTS

---

|  | Page   |
|--|--------|
| <b>Reference and administrative details of the charity</b> | 1      |
| <b>Trustees' report</b>                                    | 2 - 4  |
| <b>Independent examiner's report</b>                       | 5      |
| <b>Statement of financial activities</b>                   | 6      |
| <b>Balance sheet</b>                                       | 7      |
| <b>Notes to the financial statements</b>                   | 8 - 49 |

# SPILLS HILL CHARITABLE TRUST

## REFERENCE AND ADMINISTRATIVE DETAILS OF THE CHARITY FOR THE YEAR ENDED 15 APRIL 2022

---

|                                  |  |
|----------------------------------|--|
| <b>Trustees</b>                  | Simon Evans<br>Virginia Flower<br>Mark Kalderon                              |
| <b>Charity registered number</b> | 1141884  |
| <b>Principal office</b>          | Spills Hill Farm<br>Chickenden Lane<br>Staplehurst<br>Kent<br>TN12 0DP       |
| <b>Independent examiner</b>      | John Fassenfelt<br>Harmans Corner<br>The Street<br>Borden<br>Kent<br>ME9 8JH |
| <b>Bankers</b>                   | NatWest – City of London Office<br>1 Princes Street<br>London<br>EC2R 8BP    |

# SPILLS HILL CHARITABLE TRUST

## TRUSTEES' REPORT

*FOR THE YEAR ENDED 15 APRIL 2022*

---

The Trustees present their annual report together with the financial statements of Spills Hill Charitable Trust (the Trust) for the year ended 15 April 2022. The Trustees confirm that the annual report and financial statements of the Trust comply with the current statutory requirements, the requirements of the Trust's governing document and the provisions of the current Statement of Recommended Practice (SORP) "Accounting and Reporting by Charities".

### **Structure, governance and management**

- Constitution

Spills Hill Charitable Trust is constituted by Deed of Trust dated 22 March 2011 and is a registered charity, number 1141884.

- Trustees

The charity trustees during the year to 15 April 2022 were:

Simon Evans  
Virginia Flower  
Mark Kalderon

The trustees have the power to appoint new trustees, as set out within the Deed of Trust. The Trust has no staff other than the trustees.

- Meetings

The trustees meet as appropriate to consider the work of the Trust. All grants are approved by the trustees.

- Risk management

The trustees consider a range of risk matters including the safeguarding of its investments and the status of the Trust's grantees. The trustees maintain an insurance policy in respect of the Trust's investment property. This policy is reviewed on an annual basis.

### **Objectives and activities**

- Objects

The objects of the Trust are the furtherance of such exclusively charitable objects or purposes in such manner as the trustees shall in their absolute discretion think fit.

In setting objectives and planning for activities, the trustees have given careful consideration to general guidance published by the Charity Commission relating to public benefit.

- Grant making policy

The Trust makes grants to other charities or voluntary bodies, with particular focus on education, heritage, medical research and humanitarian relief.

# SPILLS HILL CHARITABLE TRUST

## TRUSTEES' REPORT (continued) FOR THE YEAR ENDED 15 APRIL 2022

---

### Achievements and performance

- Review of activities

The Trust's main source of regular income is rental income from two investment properties – a terraced house in London SE10 and a residential barn conversion in Staplehurst, Kent. These are let to tenants on assured shorthold tenancies. The Trust's rental income from investment property provides, and will continue to provide, a regular income stream to the Trust. The trustees' intention is to make grants and donations each year approximately equal to the Trust's income, net of expenses. The investment property portfolio has been funded in part by an interest-free, unsecured loan provided by a trustee, Simon Evans. The 2022 year-end balance of the loan was £134,739 (2021: £149,739), and it is envisaged that this will be repaid from income over approximately ten years from 2021.

Grants during the year totalled £32,900, all of which were made to other charitable bodies. The highest grant during the year was £15,000 to the Friends of Friendless Churches (a UK-wide heritage charity, of which Simon Evans is also a trustee).

- Investment policy

The trustees are satisfied that it is appropriate for its grant making activities to be funded primarily from the rental income from the Trust's investment property, and that diversification of its investment portfolio into non-property assets would not be appropriate at the present time.

- Reserves policy

During the coming year the trustees are confident that the Trust's income stream will enable them to provide continuing support to appropriate organisations. No grant making commitment has been or will be made which the trustees are unable to meet from income received.

### Plans for the future

The trustees have no plans to make any major alteration to the way the charity is currently operated. Provided the income is maintained the trustees aim to provide financial support to appropriate charities for many years.

# SPILLS HILL CHARITABLE TRUST

## TRUSTEES' REPORT (continued) FOR THE YEAR ENDED 15 APRIL 2022

---

### Trustees' responsibilities statement

The Trustees are responsible for preparing the Trustees' report and the financial statements in accordance with applicable law and United Kingdom Accounting Standards (United Kingdom Generally Accepted Accounting Practice).

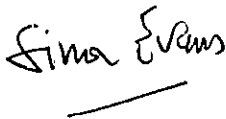
The law applicable to charities in England & Wales requires the Trustees to prepare financial statements for each financial year which give a true and fair view of the state of affairs of the Trust and of the incoming resources and application of resources of the Trust for that period. In preparing these financial statements, the Trustees are required to:

- select suitable accounting policies and then apply them consistently;
- observe the methods and principles in the Charities SORP;
- make judgments and accounting estimates that are reasonable and prudent;
- prepare the financial statements on the going concern basis unless it is inappropriate to presume that the Trust will continue in operation.

The Trustees are responsible for keeping proper accounting records that are sufficient to show and explain the Trust's transactions and disclose with reasonable accuracy at any time the financial position of the Trust and enable them to ensure that the financial statements comply with the Charities Act 2011, the Charity (Accounts and Reports) Regulations 2008 and the provisions of the trust deed. They are also responsible for safeguarding the assets of the Trust and hence for taking reasonable steps for the prevention and detection of fraud and other irregularities.

This report was approved by the Trustees on 15 January 2023 and signed on their behalf by:

Simon Evans  
Trustee



# SPILLS HILL CHARITABLE TRUST

## INDEPENDENT EXAMINER'S REPORT FOR THE YEAR ENDED 15 APRIL 2022

---

### Independent examiner's report to the Trustees of Spills Hill Charitable Trust

I report on the financial statements of the Trust for the year ended 15 April 2022 which are set out on pages 6 to 49.

This report is made solely to the Trust's Trustees, as a body, in accordance with section 145 of the Charities Act 2011 and regulations made under section 154 of that Act. My work has been undertaken so that I might state to the Trust's Trustees those matters I am required to state to them in an independent examiner's report and for no other purpose. To the fullest extent permitted by law, I do not accept or assume responsibility to anyone other than the Trust and the Trust's Trustees as a body, for my work or for this report.

### Respective responsibilities of Trustees and examiner

The Trust's Trustees are responsible for the preparation of the financial statements, and they consider that an audit is not required for this year under section 144(2) of the Charities Act 2011 (the Act) and that an independent examination is needed.

It is my responsibility to:

- examine the financial statements under section 145 of the Act;
- follow the procedures laid down in the general Directions given by the Charity Commission under section 145(5)(b) of the Act; and
- state whether particular matters have come to my attention.

### Basis of independent examiner's report


My examination was carried out in accordance with the general Directions given by the Charity Commission. An examination includes a review of the accounting records kept by the Trust and a comparison of the financial statements presented with those records. It also includes consideration of any unusual items or disclosures in the financial statements, and seeking explanations from you as Trustees concerning any such matters. The procedures undertaken do not provide all the evidence that would be required in an audit, and consequently no opinion is given as to whether the financial statements present a 'true and fair view' and the report is limited to those matters set out in the statement below.

### Independent examiner's statement

In connection with my examination, no matter has come to my attention:

- (1) which gives me reasonable cause to believe that in any material respect the requirements:
  - to keep accounting records in accordance with section 130 of the Act; and
  - to prepare financial statements which accord with the accounting records and comply with the accounting requirements of the Acthave not been met; or
- (2) to which, in my opinion, attention should be drawn in order to enable a proper understanding of the financial statements to be reached.

Signed:



John Fassenfelt

Dated: 15 January 2023



|                                |                              |    |                     |          |
|--------------------------------|------------------------------|----|---------------------|----------|
| Charity Name                   | Spills Hill Charitable Trust |    | Charity No (if any) | 1141 884 |
| Annual accounts for the period |                              |    |                     |          |
| Period start date              | 16.04.21                     | To | Period end date     | 15.04.22 |

**Section A Statement of financial activities**

| Recommended categories by activity  | Guidance Notes | Unrestricted funds | Restricted income funds | Endowment funds | Total funds | Prior year funds |
|---|----------------|--------------------|-------------------------|-----------------|-------------|------------------|
|   |                | £                  | £                       | £               | £           | £                |
|   |                | F01                | F02                     | F03             | F04         | F05              |
| <b>Incoming resources (Note 3)</b>  |                |                    |                         |                 |             |                  |
| <b>Income and endowments from:</b>  |                |                    |                         |                 |             |                  |
| Donations and legacies  | S01            | -                  | -                       | -               | -           | -                |
| Charitable activities   | S02            | -                  | -                       | -               | -           | -                |
| Other trading activities  | S03            | -                  | -                       | -               | -           | -                |
| Investments   | S04            | 69,156             | -                       | -               | 69,156      | 48,300           |
| Separate material item of income  | S05            | -                  | -                       | -               | -           | -                |
| Other   | S06            | -                  | -                       | -               | -           | -                |
| <b>Total</b>  | S07            | 69,156             | -                       | -               | 69,156      | 48,300           |
| <b>Resources expended (Note 6)</b>  |                |                    |                         |                 |             |                  |
| <b>Expenditure on:</b>  |                |                    |                         |                 |             |                  |
| Raising funds   | S08            | 25,899             | -                       | -               | 25,899      | 14,809           |
| Charitable activities   | S09            | 32,900             | -                       | -               | 32,900      | 28,850           |
| Separate material item of expense   | S10            | -                  | -                       | -               | -           | -                |
| Other   | S11            | -                  | -                       | -               | -           | -                |
| <b>Total</b>  | S12            | 58,799             | -                       | -               | 58,799      | 43,659           |
| <b>Net income/(expenditure) before investment gains/(losses)</b>          | S13            | 10,357             | -                       | -               | 10,357      | 4,641            |
| Net gains/(losses) on investments   | S14            | -                  | -                       | -               | -           | 203,555          |
| <b>Net income/(expenditure)</b>   | S15            | 10,357             | -                       | -               | 10,357      | 208,196          |
| <b>Extraordinary items</b>  | S16            | -                  | -                       | -               | -           | -                |
| <b>Transfers between funds</b>  | S17            | (15,000)           | -                       | 15,000          | -           | -                |
| <b>Other recognised gains/(losses):</b>                                   |                |                    |                         |                 |             |                  |
| Gains and losses on revaluation of fixed assets for the charity's own use | S18            | -                  | -                       | -               | -           | -                |
| Other gains/(losses)  | S19            | -                  | -                       | -               | -           | -                |
| <b>Net movement in funds</b>  | S20            | -                  | -                       | -               | -           | -                |
| <b>Reconciliation of funds:</b>   |                |                    |                         |                 |             |                  |
| Total funds brought forward   | S21            | 4,652              | -                       | 1,495,261       | 1,499,913   | 1,291,717        |
| <b>Total funds carried forward</b>  | S22            | 9                  | -                       | 1,510,261       | 1,510,270   | 1,499,913        |

## Section B Balance sheet

Guidance Notes

|   |     |     | Unrestricted funds | Restricted income funds | Endowment funds | Total this year | Total last year |
|---|-----|-----|--------------------|-------------------------|-----------------|-----------------|-----------------|
|   |     |     | £                  | £                       | £               | £               | £               |
|   |     |     | F01                | F02                     | F03             | F04             | F05             |
| <b>Fixed assets</b>   |     |     |                    |                         |                 |                 |                 |
| Intangible assets (Note 15)                                     | B01 | -   | -                  | -                       | -               | -               | -               |
| Tangible assets (Note 14)                                       | B02 | -   | -                  | -                       | -               | -               | -               |
| Heritage assets (Note 16)                                       | B03 | -   | -                  | -                       | -               | -               | -               |
| Investments (Note 17)   | B04 | -   | -                  | 1,645,000               | 1,645,000       | 1,645,000       | 1,645,000       |
| <b>Total fixed assets</b>                                       | B05 | -   | -                  | 1,645,000               | 1,645,000       | 1,645,000       | 1,645,000       |
| <b>Current assets</b>   |     |     |                    |                         |                 |                 |                 |
| Stocks (Note 18)  | B06 | -   | -                  | -                       | -               | -               | -               |
| Debtors (Note 19)   | B07 | -   | -                  | -                       | -               | -               | -               |
| Investments (Note 17.4)   | B08 | -   | -                  | -                       | -               | -               | -               |
| Cash at bank and in hand (Note 24)                              | B09 | 9 - | -                  | -                       | 9 -             | 4,652           | 4,652           |
| <b>Total current assets</b>                                     | B10 | 9 - | -                  | -                       | 9 -             | 4,652           | 4,652           |
| <b>Creditors: amounts falling due within one year (Note 20)</b> | B11 | -   | -                  | -                       | -               | -               | -               |
| <b>Net current assets/(liabilities)</b>                         | B12 | 9 - | -                  | -                       | 9 -             | 4,652           | 4,652           |
| <b>Total assets less current liabilities</b>                    | B13 | 9 - | -                  | 1,645,000               | 1,645,009       | 1,649,652       | 1,649,652       |
| <b>Creditors: amounts falling due after one year (Note 20)</b>  | B14 | -   | -                  | 134,739                 | 134,739         | 149,739         | 149,739         |
| <b>Provisions for liabilities</b>                               | B15 | -   | -                  | -                       | -               | -               | -               |
| <b>Total net assets or liabilities</b>                          | B16 | 9 - | -                  | 1,510,261               | 1,510,270       | 1,499,913       | 1,499,913       |
| <b>Funds of the Charity</b>                                     |     |     |                    |                         |                 |                 |                 |
| Endowment funds (Note 27)                                       | B17 | -   | -                  | 1,510,261               | 1,510,261       | 1,499,261       | 1,499,261       |
| Restricted Income funds (Note 27)                               | B18 | -   | -                  | -                       | -               | -               | -               |
| Unrestricted funds  | B19 | 9   | -                  | -                       | 9               | 4,652           | 4,652           |
| Revaluation reserve   | B20 | -   | -                  | -                       | -               | -               | -               |
| <b>Total funds</b>  | B21 | 9 - | -                  | 1,510,261               | 1,510,270       | 1,499,913       | 1,499,913       |

Signed by one or two trustees on behalf of all the trustees

| Signature   | Print Name       | Date of approval<br>dd/mm/yyyy |
|-------------|------------------|--------------------------------|
| Simon Evans | SIMON J.M. EVANS | 15/01/2023                     |
|             |                  |                                |

Note 1 Basis of preparation

*This section should be completed by all charities.*

1.1 Basis of accounting

These accounts have been prepared under the historical cost convention with items recognised at cost or transaction value unless otherwise stated in the relevant note(s) to these accounts.

The accounts have been prepared in accordance with:

- and with\* 

|   |
|---|
| ✓ |
|---|

 the Statement of Recommended Practice: Accounting and Reporting by Charities preparing their accounts in accordance with the Financial Reporting Standard applicable in the UK and Republic of Ireland (FRS 102) issued on 16 July 2014
- and with\* 

|   |
|---|
| ✓ |
|---|

 the Financial Reporting Standard applicable in the United Kingdom and Republic of Ireland (FRS 102)
- and with the Charities Act 2011.

The charity constitutes a public benefit entity as defined by FRS 102.\*

|   |
|---|
| ✓ |
|---|

\* -Tick as appropriate

1.2 Going concern

*If there are material uncertainties related to events or conditions that cast significant doubt on the charity's ability to continue as a going concern, please provide the following details or state "Not applicable", if appropriate:*

An explanation as to those factors that support the conclusion that the charity is a going concern;

|     |
|-----|
| N/A |
|-----|

Disclosure of any uncertainties that make the going concern assumption doubtful;

|     |
|-----|
| N/A |
|-----|

Where accounts are not prepared on a going concern basis, please disclose this fact together with the basis on which the trustees prepared the accounts and the reason why the charity is not regarded as a going concern.

|     |
|-----|
| N/A |
|-----|

1.3 Change of accounting policy

The accounts present a true and fair view and the accounting policies adopted are those outlined in note ~~X~~ 2.

|      |   |                        |
|------|---|------------------------|
| Yes* | ✓ | * -Tick as appropriate |
| No*  |   |                        |

*Please disclose:*

|  |     |
|--|-----|
| <i>(i) the nature of the change in accounting policy;</i>  | N/A |
| <i>(ii) the reasons why applying the new accounting policy provides more reliable and more relevant information; and</i> | N/A |

|   |     |
|---|-----|
| <i>(iii) the amount of the adjustment for each line affected in the current period, each prior period presented and the aggregate amount of the adjustment relating to periods before those presented, 3.44 FRS 102 SORP.</i> | N/A |
|---|-----|

**1.4 Changes to accounting estimates**

No changes to accounting estimates have occurred in the reporting period (3.46 FRS 102 SORP).

|      |                                     |                        |
|------|-------------------------------------|------------------------|
| Yes* | <input checked="" type="checkbox"/> | * -Tick as appropriate |
| No*  | <input type="checkbox"/>            |                        |

*Please disclose:*

|  |     |
|--|-----|
| <i>(i) the nature of any changes;</i>  | N/A |
| <i>(ii) the effect of the change on Income and expense or assets and liabilities for the current period; and</i> | N/A |
| <i>(iii) where practicable, the effect of the change in one or more future periods.</i>                          | N/A |

**1.5 Material prior year errors**

No material prior year error have been identified in the reporting period (3.47 FRS 102 SORP).

|      |                                     |                        |
|------|-------------------------------------|------------------------|
| Yes* | <input checked="" type="checkbox"/> | * -Tick as appropriate |
| No*  | <input type="checkbox"/>            |                        |

*Please disclose:*

|  |     |
|--|-----|
| <i>(i) the nature of the prior period error;</i>   | N/A |
| <i>(ii) for each prior period presented in the accounts, the amount of the correction for each account line item affected; and</i> | N/A |
| <i>(iii) the amount of the correction at the beginning of the earliest prior period presented in the accounts.</i>                 | N/A |

**Note 2 Accounting policies**

Please complete this note when first reporting under FRS2102. Section 35 of FRS102, requires 3 reconciliations to be presented, if all are applicable.

**2.1 RECONCILIATION WITH PREVIOUS GENERALLY ACCEPTED ACCOUNTING PRACTICE**

Please provide a description of the nature of each change in accounting policy

N/A

*Reconciliation of funds per previous GAAP to funds determined under FRS 102*

N/A

|                                    | Start of period<br>£ | End of period<br>£ |
|------------------------------------|----------------------|--------------------|
| Fund balances as previously stated |                      |                    |
| <i>Adjustments:</i>                |                      |                    |
| Fund balance as restated           |                      |                    |

*Reconciliation of net income/(net expenditure) per previous GAAP to net income/(net expenditure) under FRS 102*

N/A

|  | End of<br>£ |
|--|-------------|
| Net Income/(expenditure) as previously stated        |             |
| <i>Adjustments:</i>                                  |             |
| Previous period net income/(expenditure) as restated |             |

## Note 2 Accounting policies

## 2.2 INCOME

This standard list of accounting policies has been applied by the charity except for those ticked "No" or "N/a". Where a different or additional policy has been adopted then this is detailed in the box below.

| <b>Recognition of income</b>                             | <p>These are included in the Statement of Financial Activities (SoFA) when:</p> <ul style="list-style-type: none"> <li>the charity becomes entitled to the resources;</li> <li>it is more likely than not that the trustees will receive the resources; and</li> <li>the monetary value can be measured with sufficient reliability.</li> </ul>  | <table border="1"> <thead> <tr> <th>Yes</th> <th>No</th> <th>N/a</th> </tr> </thead> <tbody> <tr> <td><input checked="" type="checkbox"/></td> <td><input type="checkbox"/></td> <td><input type="checkbox"/></td> </tr> </tbody> </table>                       | Yes | No | N/a | <input checked="" type="checkbox"/> | <input type="checkbox"/>            | <input type="checkbox"/>            |
|--|--|--|-----|----|-----|-------------------------------------|-------------------------------------|-------------------------------------|
| Yes  | No   | N/a  |     |    |     |                                     |                                     |                                     |
| <input checked="" type="checkbox"/>                      | <input type="checkbox"/>   | <input type="checkbox"/>   |     |    |     |                                     |                                     |                                     |
| <b>Offsetting</b>  | <p>There has been no offsetting of assets and liabilities, or income and expenses, unless required or permitted by the FRS 102 SORP or FRS 102.</p>  | <table border="1"> <thead> <tr> <th>Yes</th> <th>No</th> <th>N/a</th> </tr> </thead> <tbody> <tr> <td><input checked="" type="checkbox"/></td> <td><input type="checkbox"/></td> <td><input type="checkbox"/></td> </tr> </tbody> </table>                       | Yes | No | N/a | <input checked="" type="checkbox"/> | <input type="checkbox"/>            | <input type="checkbox"/>            |
| Yes  | No   | N/a  |     |    |     |                                     |                                     |                                     |
| <input checked="" type="checkbox"/>                      | <input type="checkbox"/>   | <input type="checkbox"/>   |     |    |     |                                     |                                     |                                     |
| <b>Grants and donations</b>                              | <p>Grants and donations are only included in the SoFA when the general income recognition criteria are met (5.10 to 5.12 FRS102 SORP).</p>   | <table border="1"> <thead> <tr> <th>Yes</th> <th>No</th> <th>N/a</th> </tr> </thead> <tbody> <tr> <td><input checked="" type="checkbox"/></td> <td><input type="checkbox"/></td> <td><input type="checkbox"/></td> </tr> </tbody> </table>                       | Yes | No | N/a | <input checked="" type="checkbox"/> | <input type="checkbox"/>            | <input type="checkbox"/>            |
| Yes  | No   | N/a  |     |    |     |                                     |                                     |                                     |
| <input checked="" type="checkbox"/>                      | <input type="checkbox"/>   | <input type="checkbox"/>   |     |    |     |                                     |                                     |                                     |
| <b>Legacies</b>  | <p>In the case of performance related grants, income must only be recognised to the extent that the charity has provided the specified goods or services as entitlement to the grant only occurs when the performance related conditions are met (5.16 FRS 102 SORP).</p> <p>Legacies are included in the SOFA when receipt is probable, that is, when there has been grant of probate, the executors have established that there are sufficient assets in the estate and any conditions attached to the legacy are either within the control of the charity or have been met.</p> | <table border="1"> <thead> <tr> <th>Yes</th> <th>No</th> <th>N/a</th> </tr> </thead> <tbody> <tr> <td><input type="checkbox"/></td> <td><input type="checkbox"/></td> <td><input checked="" type="checkbox"/></td> </tr> </tbody> </table>                       | Yes | No | N/a | <input type="checkbox"/>            | <input type="checkbox"/>            | <input checked="" type="checkbox"/> |
| Yes  | No   | N/a  |     |    |     |                                     |                                     |                                     |
| <input type="checkbox"/>                                 | <input type="checkbox"/>   | <input checked="" type="checkbox"/>  |     |    |     |                                     |                                     |                                     |
| <b>Government grants</b>                                 | <p>The charity has received government grants in the reporting period</p>  | <table border="1"> <thead> <tr> <th>Yes</th> <th>No</th> <th>N/a</th> </tr> </thead> <tbody> <tr> <td><input checked="" type="checkbox"/></td> <td><input checked="" type="checkbox"/></td> <td><input type="checkbox"/></td> </tr> </tbody> </table>            | Yes | No | N/a | <input checked="" type="checkbox"/> | <input checked="" type="checkbox"/> | <input type="checkbox"/>            |
| Yes  | No   | N/a  |     |    |     |                                     |                                     |                                     |
| <input checked="" type="checkbox"/>                      | <input checked="" type="checkbox"/>  | <input type="checkbox"/>   |     |    |     |                                     |                                     |                                     |
| <b>Tax reclaims on donations and gifts</b>               | <p>Gift Aid receivable is included in income when there is a valid declaration from the donor. Any Gift Aid amount recovered on a donation is considered to be part of that gift and is treated as an addition to the same fund as the initial donation unless the donor or the terms of the appeal have specified otherwise.</p>  | <table border="1"> <thead> <tr> <th>Yes</th> <th>No</th> <th>N/a</th> </tr> </thead> <tbody> <tr> <td><input checked="" type="checkbox"/></td> <td><input type="checkbox"/></td> <td><input type="checkbox"/></td> </tr> </tbody> </table>                       | Yes | No | N/a | <input checked="" type="checkbox"/> | <input type="checkbox"/>            | <input type="checkbox"/>            |
| Yes  | No   | N/a  |     |    |     |                                     |                                     |                                     |
| <input checked="" type="checkbox"/>                      | <input type="checkbox"/>   | <input type="checkbox"/>   |     |    |     |                                     |                                     |                                     |
| <b>Contractual income and performance related grants</b> | <p>This is only included in the SoFA once the charity has provided the related goods or services or met the performance related conditions.</p>  | <table border="1"> <thead> <tr> <th>Yes</th> <th>No</th> <th>N/a</th> </tr> </thead> <tbody> <tr> <td><input type="checkbox"/></td> <td><input type="checkbox"/></td> <td><input checked="" type="checkbox"/></td> </tr> </tbody> </table>                       | Yes | No | N/a | <input type="checkbox"/>            | <input type="checkbox"/>            | <input checked="" type="checkbox"/> |
| Yes  | No   | N/a  |     |    |     |                                     |                                     |                                     |
| <input type="checkbox"/>                                 | <input type="checkbox"/>   | <input checked="" type="checkbox"/>  |     |    |     |                                     |                                     |                                     |
| <b>Donated goods</b>                                     | <p>Donated goods are measured at fair value (the amount for which the asset could be exchanged) unless impractical to do so.</p>   | <table border="1"> <thead> <tr> <th>Yes</th> <th>No</th> <th>N/a</th> </tr> </thead> <tbody> <tr> <td><input checked="" type="checkbox"/></td> <td><input checked="" type="checkbox"/></td> <td><input checked="" type="checkbox"/></td> </tr> </tbody> </table> | Yes | No | N/a | <input checked="" type="checkbox"/> | <input checked="" type="checkbox"/> | <input checked="" type="checkbox"/> |
| Yes  | No   | N/a  |     |    |     |                                     |                                     |                                     |
| <input checked="" type="checkbox"/>                      | <input checked="" type="checkbox"/>  | <input checked="" type="checkbox"/>  |     |    |     |                                     |                                     |                                     |
|  | <p>The cost of any stock of goods donated for distribution to beneficiaries is deemed to be the fair value of those gifts at the time of their receipt and they are recognised on receipt. In the reporting period in which the stocks are distributed, they are recognised as an expense at the carrying amount of the stocks at distribution.</p>  | <table border="1"> <thead> <tr> <th>Yes</th> <th>No</th> <th>N/a</th> </tr> </thead> <tbody> <tr> <td><input checked="" type="checkbox"/></td> <td><input type="checkbox"/></td> <td><input checked="" type="checkbox"/></td> </tr> </tbody> </table>            | Yes | No | N/a | <input checked="" type="checkbox"/> | <input type="checkbox"/>            | <input checked="" type="checkbox"/> |
| Yes  | No   | N/a  |     |    |     |                                     |                                     |                                     |
| <input checked="" type="checkbox"/>                      | <input type="checkbox"/>   | <input checked="" type="checkbox"/>  |     |    |     |                                     |                                     |                                     |
|  | <p>Donated goods for resale are measured at fair value on initial recognition, which is the expected proceeds from sale less the expected costs of sale, and recognised in 'Income from other trading activities' with the corresponding stock recognised in the balance sheet. On its sale the value of stock is charged against 'Income from other trading activities' and the proceeds from sale are also recognised as 'Income from other trading activities'.</p>   | <table border="1"> <thead> <tr> <th>Yes</th> <th>No</th> <th>N/a</th> </tr> </thead> <tbody> <tr> <td><input type="checkbox"/></td> <td><input type="checkbox"/></td> <td><input checked="" type="checkbox"/></td> </tr> </tbody> </table>                       | Yes | No | N/a | <input type="checkbox"/>            | <input type="checkbox"/>            | <input checked="" type="checkbox"/> |
| Yes  | No   | N/a  |     |    |     |                                     |                                     |                                     |
| <input type="checkbox"/>                                 | <input type="checkbox"/>   | <input checked="" type="checkbox"/>  |     |    |     |                                     |                                     |                                     |
|  | <p>Goods donated for on-going use by the charity are recognised as tangible fixed assets and included in the SoFA as incoming resources when receivable.</p>   | <table border="1"> <thead> <tr> <th>Yes</th> <th>No</th> <th>N/a</th> </tr> </thead> <tbody> <tr> <td><input checked="" type="checkbox"/></td> <td><input type="checkbox"/></td> <td><input checked="" type="checkbox"/></td> </tr> </tbody> </table>            | Yes | No | N/a | <input checked="" type="checkbox"/> | <input type="checkbox"/>            | <input checked="" type="checkbox"/> |
| Yes  | No   | N/a  |     |    |     |                                     |                                     |                                     |
| <input checked="" type="checkbox"/>                      | <input type="checkbox"/>   | <input checked="" type="checkbox"/>  |     |    |     |                                     |                                     |                                     |
|  | <p>Gifts in kind for use by the charity are included in the SoFA as income from donations when receivable.</p>   | <table border="1"> <thead> <tr> <th>Yes</th> <th>No</th> <th>N/a</th> </tr> </thead> <tbody> <tr> <td><input checked="" type="checkbox"/></td> <td><input type="checkbox"/></td> <td><input checked="" type="checkbox"/></td> </tr> </tbody> </table>            | Yes | No | N/a | <input checked="" type="checkbox"/> | <input type="checkbox"/>            | <input checked="" type="checkbox"/> |
| Yes  | No   | N/a  |     |    |     |                                     |                                     |                                     |
| <input checked="" type="checkbox"/>                      | <input type="checkbox"/>   | <input checked="" type="checkbox"/>  |     |    |     |                                     |                                     |                                     |
| <b>Donated services and facilities</b>                   | <p>Donated services and facilities are included in the SOFA when received at the value of the gift to the charity provided the value of the gift can be measured reliably.</p>   | <table border="1"> <thead> <tr> <th>Yes</th> <th>No</th> <th>N/a</th> </tr> </thead> <tbody> <tr> <td><input type="checkbox"/></td> <td><input checked="" type="checkbox"/></td> <td><input checked="" type="checkbox"/></td> </tr> </tbody> </table>            | Yes | No | N/a | <input type="checkbox"/>            | <input checked="" type="checkbox"/> | <input checked="" type="checkbox"/> |
| Yes  | No   | N/a  |     |    |     |                                     |                                     |                                     |
| <input type="checkbox"/>                                 | <input checked="" type="checkbox"/>  | <input checked="" type="checkbox"/>  |     |    |     |                                     |                                     |                                     |
|  | <p>Donated services and facilities that are consumed immediately are recognised as income with an equivalent amount recognised as an expense under the appropriate heading in the SOFA.</p>  | <table border="1"> <thead> <tr> <th>Yes</th> <th>No</th> <th>N/a</th> </tr> </thead> <tbody> <tr> <td><input type="checkbox"/></td> <td><input checked="" type="checkbox"/></td> <td><input checked="" type="checkbox"/></td> </tr> </tbody> </table>            | Yes | No | N/a | <input type="checkbox"/>            | <input checked="" type="checkbox"/> | <input checked="" type="checkbox"/> |
| Yes  | No   | N/a  |     |    |     |                                     |                                     |                                     |
| <input type="checkbox"/>                                 | <input checked="" type="checkbox"/>  | <input checked="" type="checkbox"/>  |     |    |     |                                     |                                     |                                     |
| <b>Support costs</b>                                     | <p>The charity has incurred expenditure on support costs.</p>  | <table border="1"> <thead> <tr> <th>Yes</th> <th>No</th> <th>N/a</th> </tr> </thead> <tbody> <tr> <td><input checked="" type="checkbox"/></td> <td><input checked="" type="checkbox"/></td> <td><input type="checkbox"/></td> </tr> </tbody> </table>            | Yes | No | N/a | <input checked="" type="checkbox"/> | <input checked="" type="checkbox"/> | <input type="checkbox"/>            |
| Yes  | No   | N/a  |     |    |     |                                     |                                     |                                     |
| <input checked="" type="checkbox"/>                      | <input checked="" type="checkbox"/>  | <input type="checkbox"/>   |     |    |     |                                     |                                     |                                     |
| <b>Volunteer help</b>                                    | <p>The value of any voluntary help received is not included in the accounts but is described in the trustees' annual report.</p>   | <table border="1"> <thead> <tr> <th>Yes</th> <th>No</th> <th>N/a</th> </tr> </thead> <tbody> <tr> <td><input checked="" type="checkbox"/></td> <td><input type="checkbox"/></td> <td><input type="checkbox"/></td> </tr> </tbody> </table>                       | Yes | No | N/a | <input checked="" type="checkbox"/> | <input type="checkbox"/>            | <input type="checkbox"/>            |
| Yes  | No   | N/a  |     |    |     |                                     |                                     |                                     |
| <input checked="" type="checkbox"/>                      | <input type="checkbox"/>   | <input type="checkbox"/>   |     |    |     |                                     |                                     |                                     |
| <b>Income from interest, royalties and dividends</b>     | <p>This is included in the accounts when receipt is probable and the amount receivable can be measured reliably.</p>   | <table border="1"> <thead> <tr> <th>Yes</th> <th>No</th> <th>N/a</th> </tr> </thead> <tbody> <tr> <td><input type="checkbox"/></td> <td><input checked="" type="checkbox"/></td> <td><input checked="" type="checkbox"/></td> </tr> </tbody> </table>            | Yes | No | N/a | <input type="checkbox"/>            | <input checked="" type="checkbox"/> | <input checked="" type="checkbox"/> |
| Yes  | No   | N/a  |     |    |     |                                     |                                     |                                     |
| <input type="checkbox"/>                                 | <input checked="" type="checkbox"/>  | <input checked="" type="checkbox"/>  |     |    |     |                                     |                                     |                                     |
| <b>Income from membership subscriptions</b>              | <p>Membership subscriptions received in the nature of a gift are recognised in Donations and Legacies.</p>   | <table border="1"> <thead> <tr> <th>Yes</th> <th>No</th> <th>N/a</th> </tr> </thead> <tbody> <tr> <td><input type="checkbox"/></td> <td><input type="checkbox"/></td> <td><input checked="" type="checkbox"/></td> </tr> </tbody> </table>                       | Yes | No | N/a | <input type="checkbox"/>            | <input type="checkbox"/>            | <input checked="" type="checkbox"/> |
| Yes  | No   | N/a  |     |    |     |                                     |                                     |                                     |
| <input type="checkbox"/>                                 | <input type="checkbox"/>   | <input checked="" type="checkbox"/>  |     |    |     |                                     |                                     |                                     |
|  | <p>Membership subscriptions which gives a member the right to buy services or other benefits</p>   | <table border="1"> <thead> <tr> <th>Yes</th> <th>No</th> <th>N/a</th> </tr> </thead> <tbody> <tr> <td><input type="checkbox"/></td> <td><input type="checkbox"/></td> <td><input checked="" type="checkbox"/></td> </tr> </tbody> </table>                       | Yes | No | N/a | <input type="checkbox"/>            | <input type="checkbox"/>            | <input checked="" type="checkbox"/> |
| Yes  | No   | N/a  |     |    |     |                                     |                                     |                                     |
| <input type="checkbox"/>                                 | <input type="checkbox"/>   | <input checked="" type="checkbox"/>  |     |    |     |                                     |                                     |                                     |

|  |   |                                     |                          |                                     |
|--|---|-------------------------------------|--------------------------|-------------------------------------|
|  | are recognised as income earned from the provision of goods and services as income from charitable activities.  | <input type="checkbox"/>            | <input type="checkbox"/> | <input checked="" type="checkbox"/> |
| <b>Settlement of insurance claims</b>                | Insurance claims are only included in the SoFA when the general income recognition criteria are met (5.10 to 5.12 FRS102 SORP) and are included as an item of other income in the SoFA.   | <input type="checkbox"/>            | <input type="checkbox"/> | <input checked="" type="checkbox"/> |
| <b>Investment gains and losses</b>                   | This includes any realised or unrealised gains or losses on the sale of investments and any gain or loss resulting from revaluing investments to market value at the end of the year.   | <input checked="" type="checkbox"/> | <input type="checkbox"/> | <input type="checkbox"/>            |
| <b>2.3 EXPENDITURE AND LIABILITIES</b>               |   |                                     |                          |                                     |
| <b>Liability recognition</b>                         | Liabilities are recognised where it is more likely than not that there is a legal or constructive obligation committing the charity to pay out resources and the amount of the obligation can be measured with reasonable certainty.  | <input checked="" type="checkbox"/> | <input type="checkbox"/> | <input type="checkbox"/>            |
| <b>Governance and support costs</b>                  | Support costs have been allocated between governance costs and other support. Governance costs comprise all costs involving public accountability of the charity and its compliance with regulation and good practice.  | <input type="checkbox"/>            | <input type="checkbox"/> | <input checked="" type="checkbox"/> |
|  | Support costs include central functions and have been allocated to activity cost categories on a basis consistent with the use of resources, eg allocating property costs by floor areas, or per capita, staff costs by the time spent and other costs by their usage.  | <input type="checkbox"/>            | <input type="checkbox"/> | <input checked="" type="checkbox"/> |
| <b>Grants with performance conditions</b>            | Where the charity gives a grant with conditions for its payment being a specific level of service or output to be provided, such grants are only recognised in the SoFA once the recipient of the grant has provided the specified service or output.   | <input type="checkbox"/>            | <input type="checkbox"/> | <input checked="" type="checkbox"/> |
| <b>Grants payable without performance conditions</b> | Where there are no conditions attaching to the grant that enables the donor charity to realistically avoid the commitment, a liability for the full funding obligation must be recognised.  | <input type="checkbox"/>            | <input type="checkbox"/> | <input checked="" type="checkbox"/> |
| <b>Redundancy cost</b>                               | The charity made no redundancy payments during the reporting period.  | <input checked="" type="checkbox"/> | <input type="checkbox"/> | <input type="checkbox"/>            |
| <b>Deferred income</b>                               | No material item of deferred income has been included in the accounts.  | <input checked="" type="checkbox"/> | <input type="checkbox"/> | <input type="checkbox"/>            |
| <b>Creditors</b>                                     | The charity has creditors which are measured at settlement amounts less any trade discounts   | <input checked="" type="checkbox"/> | <input type="checkbox"/> | <input checked="" type="checkbox"/> |
| <b>Provisions for liabilities</b>                    | A liability is measured on recognition at its historical cost and then subsequently measured at the best estimate of the amount required to settle the obligation at the reporting date   | <input type="checkbox"/>            | <input type="checkbox"/> | <input checked="" type="checkbox"/> |
| <b>Basic financial instruments</b>                   | The charity accounts for basic financial instruments on initial recognition as per paragraph 11.7 FRS102 SORP. Subsequent measurement is as per paragraphs 11.17 to 11.19, FRS102 SORP.   | <input type="checkbox"/>            | <input type="checkbox"/> | <input checked="" type="checkbox"/> |
| <b>2.4 ASSETS</b>                                    |   |                                     |                          |                                     |
| <b>Tangible fixed assets for use by charity</b>      | These are capitalised if they can be used for more than one year, and cost at least <span style="border: 1px solid black; padding: 2px;">-</span>   | <input checked="" type="checkbox"/> | <input type="checkbox"/> | <input checked="" type="checkbox"/> |
|  | They are valued at cost.  | <input checked="" type="checkbox"/> | <input type="checkbox"/> | <input checked="" type="checkbox"/> |
| <b>Intangible fixed assets</b>                       | The depreciation rates and methods used are disclosed in note 9.2.  | <input type="checkbox"/>            | <input type="checkbox"/> | <input checked="" type="checkbox"/> |
|  | The charity has intangible fixed assets, that is, non-monetary assets that do not have physical substance but are identifiable and are controlled by the charity through custody or legal rights. The amortisation rates and methods used are disclosed in note 9.5   | <input checked="" type="checkbox"/> | <input type="checkbox"/> | <input checked="" type="checkbox"/> |
| <b>Heritage assets</b>                               | The charity has heritage assets, that is, non-monetary assets with historic, artistic, scientific, technological, geophysical or environmental qualities that are held and maintained principally for their contribution to knowledge and culture. The depreciation rates and methods used as disclosed in note 9.6.1.4.                      | <input type="checkbox"/>            | <input type="checkbox"/> | <input checked="" type="checkbox"/> |
|  | They are valued at cost.  | <input type="checkbox"/>            | <input type="checkbox"/> | <input checked="" type="checkbox"/> |
| <b>Investments</b>                                   | Fixed asset investments in quoted shares, traded bonds and similar investments are valued at initially at cost and subsequently at fair value (their market value) at the year end. The same treatment is applied to unlisted investments unless fair value cannot be measured reliably in which case it is measured at cost less impairment. | <input checked="" type="checkbox"/> | <input type="checkbox"/> | <input type="checkbox"/>            |
|  | Investments held for resale or pending their sale and cash and cash equivalents with a maturity date of less than 1 year are treated as current asset investments   | <input type="checkbox"/>            | <input type="checkbox"/> | <input checked="" type="checkbox"/> |
| <b>Stocks and work in progress</b>                   | Stocks held for sale as part of non-charitable trade are measured at the lower of cost or net realisable value.   | <input checked="" type="checkbox"/> | <input type="checkbox"/> | <input checked="" type="checkbox"/> |
|  | Goods or services provided as part of a charitable activity are measured at net realisable value based on the service potential provided by items of stock.   | <input checked="" type="checkbox"/> | <input type="checkbox"/> | <input checked="" type="checkbox"/> |
|  | Work in progress is valued at cost less any foreseeable loss that is likely to occur on the contract.   | <input checked="" type="checkbox"/> | <input type="checkbox"/> | <input checked="" type="checkbox"/> |

**Debtors**

Debtors (including trade debtors and loans receivable) are measured on initial recognition at settlement amount after any trade discounts or amount advanced by the charity. Subsequently, they are measured at the cash or other consideration expected to be received.

| Yes                      | No                       | N/a                                 |
|--------------------------|--------------------------|-------------------------------------|
| <input type="checkbox"/> | <input type="checkbox"/> | <input checked="" type="checkbox"/> |

**Current asset Investments**

The charity has investments which it holds for resale or pending their sale and cash and cash equivalents with a maturity date less than one year. These include cash on deposit and cash equivalents with a maturity date of less than one year held for investment purposes rather than to meet short term cash commitments as they fall due.

| Yes                                 | No                       | N/a                                 |
|-------------------------------------|--------------------------|-------------------------------------|
| <input checked="" type="checkbox"/> | <input type="checkbox"/> | <input checked="" type="checkbox"/> |

They are valued at fair value except where they qualify as basic financial instruments.

| Yes                                 | No                       | N/a                                 |
|-------------------------------------|--------------------------|-------------------------------------|
| <input checked="" type="checkbox"/> | <input type="checkbox"/> | <input checked="" type="checkbox"/> |

**POLICIES ADOPTED  
ADDITIONAL TO OR  
DIFFERENT FROM  
THOSE ABOVE**

N/A

## Note 3

## Analysis of income

|                                   |  | Unrestricted funds | Restricted income funds | Endowment funds | Total funds<br>£ | Prior year<br>£ |
|-----------------------------------|--|--------------------|-------------------------|-----------------|------------------|-----------------|
| <b>Analysis</b>                   |  |                    |                         |                 |                  |                 |
| Donations and legacies:           | Donations and gifts  | -                  | -                       | -               | -                | -               |
|                                   | Gift Aid   | -                  | -                       | -               | -                | -               |
|                                   | Legacies   | -                  | -                       | -               | -                | -               |
|                                   | General grants provided by government/other charities                      | -                  | -                       | -               | -                | -               |
|                                   | Membership subscriptions and sponsorships which are in substance donations | -                  | -                       | -               | -                | -               |
|                                   | Donated goods, facilities and services                                     | -                  | -                       | -               | -                | -               |
|                                   | Other  | -                  | -                       | -               | -                | -               |
|                                   | <b>Total</b>   | -                  | -                       | -               | -                | -               |
| Charitable activities:            |  | -                  | -                       | -               | -                | -               |
|                                   |  | -                  | -                       | -               | -                | -               |
|                                   |  | -                  | -                       | -               | -                | -               |
|                                   | Other  | -                  | -                       | -               | -                | -               |
|                                   | <b>Total</b>   | -                  | -                       | -               | -                | -               |
| Other trading activities:         |  | -                  | -                       | -               | -                | -               |
|                                   |  | -                  | -                       | -               | -                | -               |
|                                   |  | -                  | -                       | -               | -                | -               |
|                                   | Other  | -                  | -                       | -               | -                | -               |
|                                   | <b>Total</b>   | -                  | -                       | -               | -                | -               |
| Income from investments:          | Interest income  | -                  | -                       | -               | -                | -               |
|                                   | Dividend income  | -                  | -                       | -               | -                | -               |
|                                   | Rental and leasing income  | 69,156             | -                       | -               | 69,156           | 48,300          |
|                                   | Other  | -                  | -                       | -               | -                | -               |
|                                   |  | <b>Total</b>       | 69,156                  | -               | -                | 69,156          |
| Separate material item of income: |  | -                  | -                       | -               | -                | -               |
|                                   |  | -                  | -                       | -               | -                | -               |
|                                   |  | -                  | -                       | -               | -                | -               |
|                                   |  | -                  | -                       | -               | -                | -               |
|                                   | <b>Total</b>   | -                  | -                       | -               | -                | -               |
| Other:                            | Conversion of endowment funds into income                                  | -                  | -                       | -               | -                | -               |
|                                   | Gain on disposal of a tangible fixed asset held for charity's own use      | -                  | -                       | -               | -                | -               |
|                                   | Gain on disposal of a programme related investment                         | -                  | -                       | -               | -                | -               |
|                                   | Royalties from the exploitation of intellectual property rights            | -                  | -                       | -               | -                | -               |
|                                   | Other  | -                  | -                       | -               | -                | -               |
|                                   |  | <b>Total</b>       | -                       | -               | -                | -               |
| <b>TOTAL INCOME</b>               |  | 69,156             | -                       | -               | 69,156           | 48,300          |

## Other Information:

All income in the prior year was unrestricted except for: (please provide description and amounts)

N/A

Where any endowment fund is converted into income in the reporting period, please give the reason for the conversion.

N/A

Where any endowment fund is converted into income in the prior period, please give the reason for the conversion.

N/A

Within the income items above the following items are material: (please disclose the nature, amount and any prior year amounts)

N/A

Note 4 Analysis of receipts of government grants

N/A

|                    | Description  | This year<br>£ |
|--------------------|--------------|----------------|
| Government grant 1 |              | -              |
| Government grant 2 |              | -              |
| Government grant 3 |              | -              |
| Other              |              | -              |
|                    | <b>Total</b> | -              |

|                    | Description  | Last year<br>£ |
|--------------------|--------------|----------------|
| Government grant 1 |              | -              |
| Government grant 2 |              | -              |
| Government grant 3 |              | -              |
| Other              |              | -              |
|                    | <b>Total</b> | -              |

|  | This year | Last year |
|--|-----------|-----------|
| <i>Please provide details of any unfulfilled conditions and other contingencies attaching to grants that have been recognised in income.</i> | N/A       | N/A       |

|   | This year | Last year |
|---|-----------|-----------|
| <i>Please give details of other forms of government assistance from which the charity has directly benefited.</i> | N/A       | N/A       |

Note 5 Donated goods, facilities and services

|                 |     | This year<br>£ | Last year<br>£ |
|-----------------|-----|----------------|----------------|
| Seconded staff  | N/A | -              | -              |
| Use of property |     | -              | -              |
| Other           |     | -              | -              |

|  | This year | Last year |
|--|-----------|-----------|
| Please provide details of the accounting policy for the recognition and valuation of donated goods, facilities and services. | N/A       | N/A       |

|   |     |     |
|---|-----|-----|
| Please provide details of any unfulfilled conditions and other contingencies attaching to resources from donated goods and services not recognised in income. | N/A | N/A |
|---|-----|-----|

|  |     |     |
|--|-----|-----|
| Please give details of other forms of other donated goods and services not recognised in the accounts, eg contribution of unpaid volunteers. | N/A | N/A |
|--|-----|-----|

## Note 6

## Analysis of expenditure

| Analysis  | This year          |                         |                 |               | Last year          |                         |                 |               |
|---|--------------------|-------------------------|-----------------|---------------|--------------------|-------------------------|-----------------|---------------|
|   | Unrestricted funds | Restricted income funds | Endowment funds | Total funds   | Unrestricted funds | Restricted income funds | Endowment funds | Total funds   |
|   | £                  |                         |                 |               | £                  |                         |                 |               |
| <b>Expenditure on raising funds:</b>                                    |                    |                         |                 |               |                    |                         |                 |               |
| Incurring seeking donations   | -                  | -                       | -               | -             | -                  | -                       | -               | -             |
| Incurring seeking legacies  | -                  | -                       | -               | -             | -                  | -                       | -               | -             |
| Incurring seeking grants  | -                  | -                       | -               | -             | -                  | -                       | -               | -             |
| Operating membership schemes and social lotteries                       | -                  | -                       | -               | -             | -                  | -                       | -               | -             |
| Staging fundraising events  | -                  | -                       | -               | -             | -                  | -                       | -               | -             |
| Fundraising agents  | -                  | -                       | -               | -             | -                  | -                       | -               | -             |
| Operating charity shops   | -                  | -                       | -               | -             | -                  | -                       | -               | -             |
| Operating a trading company undertaking non-charitable trading activity | -                  | -                       | -               | -             | -                  | -                       | -               | -             |
| Advertising, marketing, direct mail and publicity                       | -                  | -                       | -               | -             | -                  | -                       | -               | -             |
| Start up costs incurred in generating new source of future income       | -                  | -                       | -               | -             | -                  | -                       | -               | -             |
| Database development costs  | -                  | -                       | -               | -             | -                  | -                       | -               | -             |
| Other trading activities  | -                  | -                       | -               | -             | -                  | -                       | -               | -             |
| Investment management costs:  | -                  | -                       | -               | -             | -                  | -                       | -               | -             |
| Portfolio management costs  | -                  | -                       | -               | -             | -                  | -                       | -               | -             |
| Cost of obtaining investment advice                                     | -                  | -                       | -               | -             | -                  | -                       | -               | -             |
| Investment administration costs   | -                  | -                       | -               | -             | 6,422              | -                       | -               | 6,422         |
| Intellectual property licencing costs                                   | -                  | -                       | -               | -             | -                  | -                       | -               | -             |
| Rent collection, property repairs and maintenance charges               | 25,899             | -                       | -               | 25,899        | 8,387              | -                       | -               | 8,387         |
|   | -                  | -                       | -               | -             | -                  | -                       | -               | -             |
| <b>Total expenditure on raising funds</b>                               | <b>25,899</b>      | <b>-</b>                | <b>-</b>        | <b>25,899</b> | <b>14,809</b>      | <b>-</b>                | <b>-</b>        | <b>14,809</b> |
| <b>Expenditure on charitable activities:</b>                            |                    |                         |                 |               |                    |                         |                 |               |
| Grants made to institutions<br>See note 13                              | 32,900             | -                       | -               | 32,900        | 28,850             | -                       | -               | 28,850        |
|   | -                  | -                       | -               | -             | -                  | -                       | -               | -             |
|   | -                  | -                       | -               | -             | -                  | -                       | -               | -             |
| <b>Total expenditure on charitable activities</b>                       | <b>32,900</b>      | <b>-</b>                | <b>-</b>        | <b>32,900</b> | <b>28,850</b>      | <b>-</b>                | <b>-</b>        | <b>28,850</b> |
| <b>Separate material item of expense</b>                                |                    |                         |                 |               |                    |                         |                 |               |
|   | -                  | -                       | -               | -             | -                  | -                       | -               | -             |
|   | -                  | -                       | -               | -             | -                  | -                       | -               | -             |
| <b>Total</b>  | <b>-</b>           | <b>-</b>                | <b>-</b>        | <b>-</b>      | <b>-</b>           | <b>-</b>                | <b>-</b>        | <b>-</b>      |
| <b>Other</b>  |                    |                         |                 |               |                    |                         |                 |               |
|   | -                  | -                       | -               | -             | -                  | -                       | -               | -             |
|   | -                  | -                       | -               | -             | -                  | -                       | -               | -             |
|   | -                  | -                       | -               | -             | -                  | -                       | -               | -             |
| <b>Total other expenditure</b>  | <b>-</b>           | <b>-</b>                | <b>-</b>        | <b>-</b>      | <b>-</b>           | <b>-</b>                | <b>-</b>        | <b>-</b>      |
| <b>TOTAL EXPENDITURE</b>  | <b>58,799</b>      | <b>-</b>                | <b>-</b>        | <b>58,799</b> | <b>43,659</b>      | <b>-</b>                | <b>-</b>        | <b>43,659</b> |

Other information: - N/A see note 13

## Analysis of expenditure on charitable activities

| Activity or programme | This year                      |                             |               |                 | Last year                      |                             |               |                 |
|-----------------------|--------------------------------|-----------------------------|---------------|-----------------|--------------------------------|-----------------------------|---------------|-----------------|
|                       | Activities undertaken directly | Grant funding of activities | Support Costs | Total this year | Activities undertaken directly | Grant funding of activities | Support Costs | Total last year |
|                       | £                              | £                           | £             | £               | £                              | £                           | £             | £               |
| Activity 1            | -                              | -                           | -             | -               | -                              | -                           | -             | -               |
| Activity 2            | -                              | -                           | -             | -               | -                              | -                           | -             | -               |
| Other                 | -                              | -                           | -             | -               | -                              | -                           | -             | -               |
| <b>Total</b>          | <b>-</b>                       | <b>-</b>                    | <b>-</b>      | <b>-</b>        | <b>-</b>                       | <b>-</b>                    | <b>-</b>      | <b>-</b>        |

## Section C

## Notes to the accounts

(cont)

Note 7

Extraordinary items

N/A

Please explain the nature of each extraordinary item occurring in the period.

|                           | Description | This year<br>£ | Last year<br>£ |
|---------------------------|-------------|----------------|----------------|
| Extraordinary Item 1      | N/A         | -              | -              |
| Extraordinary item 2      | N/A         | -              | -              |
| Extraordinary Item 3      | N/A         | -              | -              |
| Extraordinary item 4      | N/A         | -              | -              |
| Total extraordinary items |             | -              | -              |



**Section C**

**Notes to the accounts**

**Note 9 Support Costs**

*Please complete this note if the charity has analysed its expenses using activity categories and has support costs.*

N/A

**This year**

| Support cost (examples) | Raising funds | Activity 1 | Activity 2 | Activity 3 | Grand total | Basis of allocation (Describe method) |
|-------------------------|---------------|------------|------------|------------|-------------|---------------------------------------|
|                         | £             | £          | £          | £          | £           |                                       |
| Governance              | -             | -          | -          | -          | -           |                                       |
|                         | -             | -          | -          | -          | -           |                                       |
|                         | -             | -          | -          | -          | -           |                                       |
|                         | -             | -          | -          | -          | -           |                                       |
| Other                   | -             | -          | -          | -          | -           |                                       |
| <b>Total</b>            | -             | -          | -          | -          | -           |                                       |

**Last year**

| Support cost (examples) | Raising funds | Activity 1 | Activity 2 | Activity 3 | Grand total | Basis of allocation (Describe method) |
|-------------------------|---------------|------------|------------|------------|-------------|---------------------------------------|
|                         | £             | £          | £          | £          | £           |                                       |
| Governance              | -             | -          | -          | -          | -           |                                       |
|                         | -             | -          | -          | -          | -           |                                       |
|                         | -             | -          | -          | -          | -           |                                       |
|                         | -             | -          | -          | -          | -           |                                       |
| Other                   | -             | -          | -          | -          | -           |                                       |
| <b>Total</b>            | -             | -          | -          | -          | -           |                                       |

*Please provide details of the accounting policy adopted for the apportionment of costs between activities and any estimation techniques used to calculate their apportionment.*

**Section C****Notes to the accounts****Note 10**                      **Details of certain items of expenditure****10.1 Fees for examination of the accounts**

*Please provide details of the amount paid for any statutory external scrutiny of accounts and other services provided by your independent examiner. If nothing was paid please enter '0' in the appropriate box(es).*

**Independent examiner's fees****Assurance services other than audit or Independent examination****Tax advisory fees****Other fees (for example: financial advice, consultancy, accountancy services) paid to the independent examiner**

| <b>This year</b><br>£ | <b>Last year</b><br>£ |
|-----------------------|-----------------------|
| 0 -                   | 0 -                   |
| 0 -                   | 0 -                   |
| 0 -                   | 0 -                   |
| 0 -                   | 0 -                   |

**Note 11 Paid employees**

N/A

Please complete this note if the charity has any employees.

**11.1 Staff Costs**

- Salaries and wages
- Social security costs
- Pension costs (defined contribution scheme)
- Other employee benefits

**Total staff costs**

| This year<br>£ | Last year<br>£ |
|----------------|----------------|
| -              | -              |
| -              | -              |
| -              | -              |
| -              | -              |
| -              | -              |

This year:

Please provide details of expenditure on staff working for the charity whose contracts are with and are paid by a related party

Last year:

Please provide details of expenditure on staff working for the charity whose contracts are with and are paid by a related party

Please give details of the number of employees whose total employee benefits (excluding employer pension costs) fell within each band of £10,000 from £60,000 upwards. If there are no such transactions, please enter 'true' in the box provided.

No employees received employee benefits (excluding employer pension costs) for the reporting period of more than £60,000

| Band                 | Number of employees |           |
|----------------------|---------------------|-----------|
|                      | This year           | Last year |
| £60,000 to £69,999   | -                   | -         |
| £70,000 to £79,999   | -                   | -         |
| £80,000 to £89,999   | -                   | -         |
| £90,000 to £99,999   | -                   | -         |
| £100,000 to £109,999 | -                   | -         |

Please provide the total amount paid to key management personnel (includes trustees and senior management) for their services to the charity. For specific amounts paid to trustees, see Note 28.

| This year<br>£ | Last year<br>£ |
|----------------|----------------|
| -              | -              |

**11.2 Average head count in the year**

N/A

The parts of the charity in which the employees work

|                            | This year<br>Number | Last year<br>Number |
|----------------------------|---------------------|---------------------|
| Head office                | -                   | -                   |
| Other parts of the charity | -                   | -                   |
| Subsidiaries               | -                   | -                   |
| Overseas                   | -                   | -                   |
| <b>Total</b>               | -                   | -                   |

**11.3 Ex-gratia payments to employees and others (excluding trustees)**  
 Please complete if an ex-gratia payment is made.

N/A

Please explain the nature of the payment

|           |  |
|-----------|--|
| This year |  |
| Last year |  |

Please state the legal authority or reason for making the payment

|           |  |
|-----------|--|
| This year |  |
| Last year |  |

Please state the amount of the payment (or value of any waiver of a right to an asset)

| This year | Last year |
|-----------|-----------|
| £ -       | £ -       |

**11.4 Redundancy payments**

N/A

Please complete if any redundancy or termination payment is made in the period.

Total amount of payment

| This year | Last year |
|-----------|-----------|
| £ -       | £ -       |

The nature of the payment (cash, asset etc.)

|  |  |
|--|--|
|  |  |
|--|--|

The extent of redundancy funding at the balance sheet date

| This year | Last year |
|-----------|-----------|
| £ -       | £ -       |

Please state the accounting policy for any redundancy or termination payments

|  |  |
|--|--|
|  |  |
|--|--|

**Note 12** Defined contribution pension scheme or defined benefit scheme accounted for as a defined contribution scheme.

N/A

**12.1** Please complete this note if a defined contribution pension scheme is operated.

Amount of contributions recognised in the SOFA as an expense

| This year | Last year |
|-----------|-----------|
| £         | £         |
| -         | -         |

Please explain the basis for allocating the liability and expense of defined contribution pension scheme between activities and between restricted and unrestricted funds.

|  |  |
|--|--|
|  |  |
|--|--|

**12.2** Please complete this section where the charity participates in a defined benefit pension plan but is unable to ascertain its share of the underlying assets and liabilities.

N/A

Please confirm that although the scheme is accounted for as a defined contribution plan, it is a defined benefit plan.

|  |
|--|
|  |
|--|

Please provide such information as is available about the plan's surplus or deficit and the implications, if any, for the reporting charity for this year and last year, if different

|  |
|--|
|  |
|--|

**12.3** Please complete this section where the charity participates in a multi-employer defined benefit pension plan that is accounted for as a defined contribution plan.

N/A

Describe the extent to which the charity can be liable to the plan for other entities' obligations under the terms and conditions of the multi-employer plan. If this is different for last year, provide details

|  |
|--|
|  |
|--|

Provide an explanation of how any liability arising from an agreement with a multi-employer plan to fund a deficit has been determined. If this is different for last year, provide details

|  |
|--|
|  |
|--|

## Note 13 Grantmaking

Please complete this note if the charity made any grants or donations which in aggregate form a material part of the charitable activities undertaken.

## This year:

## 13.1 Analysis of grants paid (Included in cost of charitable activities)

| Analysis                               | Grants to Institutions | Grants to Individuals | Support costs | Total           |
|--|------------------------|-----------------------|---------------|-----------------|
|  |                        |                       | £             | £               |
| Activity or project 1 Heritage - UK    | 15,000 -               | -                     | -             | 15,000 -        |
| Activity or project 2 Relief - Ukraine | 7,300 -                | -                     | -             | 7,300 -         |
| Activity or project 3 Social - Antigua | 5,600 -                | -                     | -             | 5,600 -         |
| Activity or project 4 Wildlife - UK    | 5,000 -                | -                     | -             | 5,000 -         |
| <b>Total</b>                           | <b>32,900 -</b>        | <b>-</b>              | <b>-</b>      | <b>32,900 -</b> |

Please enter "Nil" if the charity does not identify and/or allocate support costs.

## 13.2 Grants made to institutions

|  |      |  |
|--|------|--|
| My charity has made grants to particular institutions that are material in the context of its grantmaking. Details of the institution supported, purpose of the grant and total paid to each institution is available on the charity's web site. | Yes  | Please provide details of charity's URL. |
|  | No ✓ | Provide details below                    |

| Names of Institution                                    | Purpose                     | Total amount of grants paid £ |
|---|-----------------------------|-------------------------------|
| Friends of Friendless Churches                          | UK heritage charity         | 15,000 -                      |
| Disasters Emergency Cttee (Ukraine)                     | Ukraine relief              | 7,300 -                       |
| Jemmy Bay Fund  | Antigua - social relief     | 5,600 -                       |
| Sussex Wildlife Trust                                   | UK wildlife/natural history | 5,000 -                       |
|   |                             | -                             |
|   |                             | -                             |
|   |                             | -                             |
|   |                             | -                             |
|   |                             | -                             |
|   |                             | -                             |
| <b>Total grants to institutions in reporting period</b> |                             | <b>32,900 -</b>               |
| <b>Other unanalysed grants</b>                          |                             | <b>-</b>                      |
| <b>TOTAL GRANTS PAID</b>                                |                             | <b>32,900 -</b>               |

## Last year:

## 13.3 Analysis of grants paid (Included in cost of charitable activities)

| Analysis                             | Grants to Institutions | Grants to Individuals | Support costs £ | Total £         |
|--------------------------------------|------------------------|-----------------------|-----------------|-----------------|
| Activity or project 1 Heritage UK    | 13,000 -               | -                     | -               | 13,000 -        |
| Activity or project 2 Education UK   | 10,000 -               | -                     | -               | 10,000 -        |
| Activity or project 3 Social Antigua | 4,850 -                | -                     | -               | 4,850 -         |
| Activity or project 4 Covid relief   | 1,000 -                | -                     | -               | 1,000 -         |
| <b>Total</b>                         | <b>28,850 -</b>        | <b>-</b>              | <b>-</b>        | <b>28,850 -</b> |

Please enter "Nil" if the charity does not identify and/or allocate support costs.

13.4 Grants made to institutions

My charity has made grants to particular institutions that are material in the context of its grantmaking. Details of the institution supported, purpose of the grant and total paid to each institution is available on the charity's web site.

|      |  |
|------|--|
| Yes  | Please provide details of charity's URL. |
| No ✓ | Provide details below                    |

| Names of Institution                                    | Purpose                    | Total amount of grants paid £ |
|---|----------------------------|-------------------------------|
| Arnold Foundation for Rugby School                      | Education of disadvantaged | 10,000 -                      |
| Friends of Friendless Churches                          | UK heritage charity        | 8,000 -                       |
| World and Downland Museum                               | UK heritage charity        | 8,500 -                       |
| Jerby Bay Fund  | Antigua - social rehab     | 4,850 -                       |
| Disserters Emergency Committee (Covid)                  | Covid relief               | 1,000 -                       |
|   |                            | -                             |
|   |                            | -                             |
|   |                            | -                             |
|   |                            | -                             |
|   |                            | -                             |
|   |                            | -                             |
| <b>Total grants to institutions in reporting period</b> |                            | <b>28,850 -</b>               |
| <b>Other unanalysed grants</b>                          |                            | <b>-</b>                      |
| <b>TOTAL GRANTS PAID</b>                                |                            | <b>28,850 -</b>               |

**Note 14 Tangible fixed assets**

Please complete this note if the charity has any tangible fixed assets

N/A

**14.1 Cost or valuation**

|                              | Freehold land & buildings | Other land & buildings | Plant, machinery and motor vehicles | Fixtures, fittings and equipment | Total |
|------------------------------|---------------------------|------------------------|-------------------------------------|----------------------------------|-------|
|                              | £                         | £                      | £                                   | £                                | £     |
| At the beginning of the year | -                         | -                      | -                                   | -                                | -     |
| Additions                    | -                         | -                      | -                                   | -                                | -     |
| Revaluations                 | -                         | -                      | -                                   | -                                | -     |
| Disposals                    | -                         | -                      | -                                   | -                                | -     |
| Transfers*                   | -                         | -                      | -                                   | -                                | -     |
| At end of the year           | -                         | -                      | -                                   | -                                | -     |

**14.2 Depreciation and Impairments**

|                          | **Basis                                      | SL or RB | SL or RB | SL or RB | SL or RB |
|--------------------------|--|----------|----------|----------|----------|
|                          | SL or RB (Straight Line or Reducing Balance) | SL or RB | SL or RB | SL or RB | SL or RB |
|                          | ** Rate                                      |          |          |          |          |
| At beginning of the year | -  | -        | -        | -        | -        |
| Disposals                | -  | -        | -        | -        | -        |
| Depreciation             | -  | -        | -        | -        | -        |
| Impairment               | -  | -        | -        | -        | -        |
| Transfers*               | -  | -        | -        | -        | -        |
| At end of the year       | -  | -        | -        | -        | -        |

**14.3 Net book value**

|   |   |   |   |   |   |
|---|---|---|---|---|---|
| Net book value at the beginning of the year | - | - | - | - | - |
| Net book value at the end of the year       | - | - | - | - | - |

**14.4 Impairment**

This year: Please provide a description of the events and circumstances that led to the recognition or reversal of an impairment loss.

Last year: Please provide a description of the events and circumstances that led to the recognition or reversal of an impairment loss.

**14.5 Revaluation**

If an accounting policy of revaluation is adopted, please provide:

the effective date of the revaluation

the name of independent valuer, if applicable

the methods applied and significant assumptions

the carrying amount that would have been recognised had the assets been carried under the cost model.

|  | This year | Last year |
|--|-----------|-----------|
|  |           |           |
|  |           |           |
|  |           |           |
|  | -         | -         |

**14.6 Other disclosures**

(i) Please state the amount of borrowing costs, if any, capitalised in the construction of tangible fixed assets and the capitalisation rate used.

(ii) Please provide the amount of contractual commitments for the acquisition of tangible fixed assets.

(iii) Details of the existence and carrying amounts of property, plant and equipment to which the charity has restricted title or that are pledged as security for liabilities.

|  | This year | Last year |
|--|-----------|-----------|
|  | £         | £         |
|  | -         | -         |
|  | -         | -         |
|  |           |           |

\* The "transfers" row is for movements between fixed asset categories.

\*\* Please indicate the method of depreciation by deleting the method not applicable (SL = straight line; RB = reducing balance). Also please indicate the rate of depreciation: for straight line, what is the anticipated life of the asset (in years); for reducing balance, what is the percentage annual deduction.

**Note 15 Intangible assets***Please complete this note if the charity has any intangible assets*

N/A

**15.1 Cost or valuation**

|                          | Research & development | Patents and trademarks | Other | Total |
|--------------------------|------------------------|------------------------|-------|-------|
|                          | £                      | £                      | £     | £     |
| At beginning of the year | -                      | -                      | -     | -     |
| Additions                | -                      | -                      | -     | -     |
| Disposals                | -                      | -                      | -     | -     |
| Revaluations             | -                      | -                      | -     | -     |
| Transfers *              | -                      | -                      | -     | -     |
| At end of the year       | -                      | -                      | -     | -     |

**15.2 Amortisation and impairments**

| **Basis | SL or RB | SL or RB | SL or RB | SL or RB | Straight Line ("SL") or Reducing Balance ("RB") |
|---------|----------|----------|----------|----------|---|
| ** Rate |          |          |          |          |   |

|                          |   |   |   |   |
|--------------------------|---|---|---|---|
| At beginning of the year | - | - | - | - |
| Disposals                | - | - | - | - |
| Amortisation             | - | - | - | - |
| Impairment               | - | - | - | - |
| Transfers*               | - | - | - | - |
| At end of year           | - | - | - | - |

**15.3 Net book value**

|   |   |   |   |   |
|---|---|---|---|---|
| Net book value at the beginning of the year | - | - | - | - |
| Net book value at the end of the year       | - | - | - | - |

**15.4 Accounting policy***Please disclose the accounting policy for intangible fixed assets including:**Reasons for choosing amortisation rates**Policies for the recognition of any capital development*

|  |
|--|
|  |
|  |

**15.5 Impairment**

This year:

*Please provide a description of the events and circumstances that led to the recognition or reversal of an impairment loss.*

|  |
|--|
|  |
|--|

Last year:



**Note 16 Heritage assets**

N/A

Please complete this note if the charity has heritage assets

**16.1 General disclosures for all charities holding heritage assets**

|  | This year | Last year |
|--|-----------|-----------|
| (I) Explain the nature and scale of heritage assets held.  |           |           |
| (II) Explain the policy for the acquisition, preservation, management and disposal of heritage assets. |           |           |

**16.2 Cost or valuation**

|                          | Heritage asset<br>1<br>£ | Heritage asset<br>2<br>£ | Heritage asset<br>3<br>£ | Heritage asset<br>4<br>£ | Total<br>£ |
|--------------------------|--------------------------|--------------------------|--------------------------|--------------------------|------------|
| At beginning of the year | -                        | -                        | -                        | -                        | -          |
| Additions                | -                        | -                        | -                        | -                        | -          |
| Disposals                | -                        | -                        | -                        | -                        | -          |
| Revaluations             | -                        | -                        | -                        | -                        | -          |
| Transfers *              | -                        | -                        | -                        | -                        | -          |
| At end of the year       | -                        | -                        | -                        | -                        | -          |

**16.3 Depreciation and Impairments**

|         | **Basis |  |  |  |  | Straight Line<br>("SL") or<br>Reducing<br>Balance |
|---------|---------|--|--|--|--|---|
| ** Rate |         |  |  |  |  |   |

|                          |   |   |   |   |   |
|--------------------------|---|---|---|---|---|
| At beginning of the year | - | - | - | - | - |
| Disposals                | - | - | - | - | - |
| Depreciation             | - | - | - | - | - |
| Impairment               | - | - | - | - | - |
| Transfers*               | - | - | - | - | - |
| At end of year           | - | - | - | - | - |

**16.4 Net book value**

|   |   |   |   |   |   |
|---|---|---|---|---|---|
| Net book value at the beginning of the year | - | - | - | - | - |
| Net book value at the end of the year       | - | - | - | - | - |

**16.5 Impairment**

**This year**

Please provide a description of the events and circumstances that led to the recognition or reversal of an impairment loss.

**Last year**

Please provide a description of the events and circumstances that led to the recognition or reversal of an impairment loss.

**16.6 Revaluation**

If an accounting policy of revaluation is adopted, please provide:

the effective date of the revaluation

the name of independent valuer, if applicable

qualifications of independent valuer

|   | This year | Last year |
|---|-----------|-----------|
| the effective date of the revaluation         |           |           |
| the name of independent valuer, if applicable |           |           |
| qualifications of independent valuer          |           |           |

N/A

the methods applied and significant assumptions

any significant limitations on the valuation

|  |  |
|--|--|
|  |  |
|  |  |

16.7 Analysis of heritage assets by class or group distinguishing those at cost and those at valuation

|  | At valuation<br>Group A<br>£ | At cost Group<br>B<br>£ | Total<br>£ |
|--|------------------------------|-------------------------|------------|
| Carrying amount at the beginning of the period | -                            | -                       | -          |
| Additions                                      | -                            | -                       | -          |
| Disposals                                      | -                            | -                       | -          |
| Depreciation/impairment                        | -                            | -                       | -          |
| Revaluation                                    | -                            | -                       | -          |
| Carrying amount at the end of period           | -                            | -                       | -          |

16.8 Heritage assets (where heritage assets are not recognised on the balance sheet)

|   | This year | Last year |
|---|-----------|-----------|
| (i) Explain the reason why heritage assets have not been recognised on the balance sheet.   |           |           |
| (ii) Describe the significance and nature of heritage assets.                               |           |           |
| (iii) Disclose information that is helpful in assessing the value of heritage assets.       |           |           |
| (iv) Explain the reason why it is not practicable to obtain a valuation of heritage assets. |           |           |

16.9 Five year summary of heritage assets transactions

|                                    | 2015<br>£ | 2014<br>£ | 2013<br>£ | 2012<br>£ | 2011<br>£ |
|------------------------------------|-----------|-----------|-----------|-----------|-----------|
| <b>Purchases</b>                   |           |           |           |           |           |
| Group A                            | -         | -         | -         | -         | -         |
| Group B                            | -         | -         | -         | -         | -         |
| Group C                            | -         | -         | -         | -         | -         |
| Other                              | -         | -         | -         | -         | -         |
| <b>Donations</b>                   |           |           |           |           |           |
| Group A                            | -         | -         | -         | -         | -         |
| Group B                            | -         | -         | -         | -         | -         |
| Group C                            | -         | -         | -         | -         | -         |
| Other                              | -         | -         | -         | -         | -         |
| <b>Total additions</b>             | -         | -         | -         | -         | -         |
| <b>Charge for Impairment</b>       |           |           |           |           |           |
| Group A                            | -         | -         | -         | -         | -         |
| Group B                            | -         | -         | -         | -         | -         |
| Group C                            | -         | -         | -         | -         | -         |
| Other                              | -         | -         | -         | -         | -         |
| <b>Total charge for Impairment</b> | -         | -         | -         | -         | -         |
| <b>Disposals</b>                   |           |           |           |           |           |
| Group A - carrying amount          | -         | -         | -         | -         | -         |
| Group B - carrying amount          | -         | -         | -         | -         | -         |
| Group C                            | -         | -         | -         | -         | -         |
| Other                              | -         | -         | -         | -         | -         |
| <b>Total disposals</b>             | -         | -         | -         | -         | -         |

## Note 17 Investment assets

Please complete this note if the charity has any investment assets.

## 17.1 Fixed assets Investments (please provide for each class of investment)

|   | Cash & cash equivalents | Listed investments | Investment properties | Social Investments | Other | Total     |
|---|-------------------------|--------------------|-----------------------|--------------------|-------|-----------|
| Carrying (fair) value at beginning of period  | -                       | -                  | 1,645,000             | -                  | -     | 1,645,000 |
| Add: additions to investments during period*  | -                       | -                  | -                     | -                  | -     | -         |
| Less: disposals at carrying value             | -                       | -                  | -                     | -                  | -     | -         |
| Less: impairments                             | -                       | -                  | -                     | -                  | -     | -         |
| Add: Reversal of impairments                  | -                       | -                  | -                     | -                  | -     | -         |
| Add/(deduct): transfer in/(out) in the period | -                       | -                  | -                     | -                  | -     | -         |
| Add/(deduct): net gain/(loss) on revaluation  | -                       | -                  | -                     | -                  | -     | -         |
| Carrying (fair) value at end of year          | -                       | -                  | 1,645,000             | -                  | -     | 1,645,000 |

\*Please specify additions resulting from acquisitions through business combinations, if any.

N/A

Please note that Fair Value in this context is the amount for which an asset could be exchanged between knowledgeable and willing parties in an arm's length transaction. For traded securities, the fair value is the value of the security quoted on the London Stock Exchange Daily Official List or equivalent. For other assets where there is no market price on a traded market, it is the trustees' or valuers' best estimate of fair value.

17.2 Please provide a breakdown of investments shown above agreeing with the balance sheet row B04 differentiating between those held at fair value and those held at cost less impairment.

This year:  
Analysis of investments

Cash or cash equivalents  
Listed Investments  
Investment properties  
Social Investments  
Other investments  
Total  
Grand total (Fair value at year end+Cost less Impairment)

| Fair value at year end | Cost less impairment |
|------------------------|----------------------|
| £                      | £                    |
| -                      | -                    |
| -                      | -                    |
| 1,645,000              | -                    |
| -                      | -                    |
| -                      | -                    |
| 1,645,000              | -                    |
| 1,645,000              | -                    |

Last year:  
Analysis of investments

Cash or cash equivalents  
Listed Investments  
Investment properties  
Social Investments  
Other investments  
Total  
Grand total (Fair value at year end+Cost less Impairment)

| Fair value at year end | Cost less impairment |
|------------------------|----------------------|
| £                      | £                    |
| -                      | -                    |
| -                      | -                    |
| 1,645,000              | -                    |
| -                      | -                    |
| -                      | -                    |
| 1,645,000              | -                    |
| 1,645,000              | -                    |

17.3 If your charity holds investment properties, please complete the following note:

See overleaf.

| This year | Last year |
|-----------|-----------|
|-----------|-----------|

Investment properties for both years comprised a let terraced house in London SE10 and a let residential barn in Staplehurst, Kent - valued at £895,000 and £750,000 respectively. Neither has been

(i) Explain the methods and significant assumptions in determining the fair value of investment property held by the charity

(ii) Name or independent valuer, if applicable, and relevant qualifications

(iii) Provide details of any restrictions on the ability to realise investment property or on the remittance of income or disposal proceeds

(iv) Explain any contractual obligations for the purchase, construction or development of investment property or for repairs, maintenance or enhancements

|   |     |
|---|-----|
| revalued this year. The fair value can be determined from the net sale price of |     |
| equivalent properties.  |     |
| N/A   | N/A |
| N/A   | N/A |

can be price of

17.4 Please provide a breakdown of current asset investments, if applicable, agreeing with the balance sheet.

Analysis of current asset investments

N/A

Cash or cash equivalents

Listed Investments

Investment properties

Social Investments

Other investments

Total

| This year<br>£ | Last year<br>£ |
|----------------|----------------|
| -              | -              |
| -              | -              |
| -              | -              |
| -              | -              |
| -              | -              |
| -              | -              |

17.5 Guarantees

N/A

Please provide details and amount of any guarantee made to or on behalf of a third party

Name of the entity or entities benefitting from those guarantees

Please explain how the guarantee furthers the charity's aims

| This year | Last year |
|-----------|-----------|
|           |           |
|           |           |
|           |           |

17.6 Concessional loans

Amount of concessional loans made (Multiple loans made may be disclosed in aggregate provided that such aggregation does not obscure significant information).

Amount of concessional loans received (Multiple loans received may be disclosed in aggregate provided that such aggregation does not obscure significant information).

| Description | This year £ | Last year £ |
|-------------|-------------|-------------|
| N/A         | -           | -           |
|             | -           | -           |
|             | -           | -           |
| Total       | -           | -           |

| Description   | This year £ | Last year £ |
|---|-------------|-------------|
| The outstanding balance on a loan advanced by Simon Evans (Trustee) reduced by £150,000 during the year | 0 -         | 0 -         |
|   | -           | -           |
| Total   | 0 -         | 0 -         |

Terms and conditions eg interest rate, security provided

Value of any concessional loans which have been committed but not taken up at the reporting date

Amounts payable within 1 year

| This year          | Last year          |
|--------------------|--------------------|
| See note overleaf* | See note overleaf* |
| N/A                | N/A                |
| N/A                | N/A                |

\* Note re concessionary loans. To enhance the Charity's Investment Property Fund, by enabling it to purchase rental property, and thus to provide income for the Charity's activities, Mr Evans (a Trustee) agreed to advance a loan on concessionary terms. The balance at the 2022 year end was £134,739, following repayment of £15,000 of loan during the year (2021 year end balance £149,739). The loan is unsecured and interest free. It is on limited recourse terms in that it is only repayable from the Charity's unencumbered assets.

Amounts payable after more than 1 year  
 Amounts receivable within 1 year  
 Amounts receivable after more than 1 year

|          |          |
|----------|----------|
| £134,739 | £149,739 |
| N/A      | N/A      |
| N/A      | N/A      |

17.7 Additional Information

Please provide information about the significance of investments to the charity's financial position or performance eg. terms and conditions of loans or the use of hedging to manage financial risk.

| This year | Last year |
|-----------|-----------|
| N/A       | N/A       |

For all investments measured at fair value, the basis for determining the value, including any assumptions applied when using a valuation technique.

|     |     |
|-----|-----|
| N/A | N/A |
|-----|-----|

Where a charity has provided financial assets as a form of security, the carrying amount of the financial asset pledged as security and the terms and conditions relating to its pledge.

|     |     |
|-----|-----|
| N/A | N/A |
|-----|-----|

## Note 18

## Stocks

Please complete this note if the charity holds any stock items

N/A

18.1 Please state the carrying amount of stock and work in progress analysed between activities.

|                                  | Stock            |            | Donated goods    |            | Work in progress |
|----------------------------------|------------------|------------|------------------|------------|------------------|
|                                  | For distribution | For resale | For distribution | For resale |                  |
|                                  | £                | £          | £                | £          |                  |
| <b>Charitable activities:</b>    |                  |            |                  |            |                  |
| <i>Opening</i>                   | -                | -          | -                | -          | -                |
| <i>Added in period</i>           | -                | -          | -                | -          | -                |
| <i>Expensed in period</i>        | -                | -          | -                | -          | -                |
| <i>Impaired</i>                  | -                | -          | -                | -          | -                |
| <i>Closing</i>                   | -                | -          | -                | -          | -                |
| <b>Other trading activities:</b> |                  |            |                  |            |                  |
| <i>Opening</i>                   | -                | -          | -                | -          | -                |
| <i>Added in period</i>           | -                | -          | -                | -          | -                |
| <i>Expensed in period</i>        | -                | -          | -                | -          | -                |
| <i>Impaired</i>                  | -                | -          | -                | -          | -                |
| <i>Closing</i>                   | -                | -          | -                | -          | -                |
| <b>Other:</b>                    |                  |            |                  |            |                  |
| <i>Opening</i>                   | -                | -          | -                | -          | -                |
| <i>Added in period</i>           | -                | -          | -                | -          | -                |
| <i>Expensed in period</i>        | -                | -          | -                | -          | -                |
| <i>Impaired</i>                  | -                | -          | -                | -          | -                |
| <i>Closing</i>                   | -                | -          | -                | -          | -                |
| <b>Total this year</b>           | -                | -          | -                | -          | -                |
| <b>Total previous year</b>       | -                | -          | -                | -          | -                |

18.2 Please specify the carrying amount of any stocks pledged as security for liabilities

| This year | Last year |
|-----------|-----------|
| £         | £         |
|           |           |

**Section C****Notes to the accounts****(cont)****Note 19 Debtors and prepayments**

N/A

*Please complete this note if the charity has any debtors or prepayments.*

**19.1 Analysis of debtors**

| This year<br>£ | Last year<br>£ |
|----------------|----------------|
| -              | -              |
| -              | -              |
| -              | -              |
| -              | -              |

Trade debtors

Prepayments and accrued income

Other debtors

**Total**

*Please complete 19.2 where a material debtor is recoverable more than a year after the reporting date.*

**19.2 Analysis of debtors recoverable in more than 1 year (Included in debtors above)**

| This year<br>£ | Last year<br>£ |
|----------------|----------------|
| -              | -              |
| -              | -              |
| -              | -              |
| -              | -              |

Trade debtors

Prepayments and accrued income

Other debtors

**Total**

## Note 20 Creditors and accruals

Please complete this note if the charity has any creditors or accruals.

## 20.1 Analysis of creditors

|  | Amounts falling due within one year |                | Amounts falling due after more than one year |                  |
|--|-------------------------------------|----------------|--|------------------|
|  | This year<br>£                      | Last year<br>£ | This year<br>£                               | Last year<br>£   |
| Accruals for grants payable  | -                                   | -              | -  | -                |
| Bank loans and overdrafts  | -                                   | -              | -  | -                |
| Trade creditors  | -                                   | -              | -  | -                |
| Payments received on account for contracts or performance-related grants | -                                   | -              | -  | -                |
| Accruals and deferred income   | -                                   | -              | -  | -                |
| Taxation and social security   | -                                   | -              | -  | -                |
| Other creditors - concessionary loan<br>(see note 17.6)                  | -                                   | -              | 134,739 -                                    | 149,739 -        |
| <b>Total</b>   | -                                   | -              | <b>134,739 -</b>                             | <b>149,739 -</b> |

## 20.2 Deferred Income

Please complete this note if the charity has deferred income.

Please explain the reasons why income is deferred.

N/A

| This year | Last year |
|-----------|-----------|
|           |           |

## Movement in deferred income account

Balance at the start of the reporting period  
 Amounts added in current period  
 Amounts released to income from previous periods  
 Balance at the end of the reporting period

N/A

| This year<br>£ | Last year<br>£ |
|----------------|----------------|
| -              | -              |
| -              | -              |
| -              | -              |
| -              | -              |

## Note 21 Provisions for liabilities and charges

N/A

Please complete this note if you have included in charity expenditure any provisions. A provision is made when the charity has a liability of uncertain timing or amount.

## 21.1 Movements in recognised provisions and funding commitment during the period

Balance at the start of the reporting period  
 Amounts added in current period  
 Amounts charged against the provision in the current period  
 Unused amounts reversed during the period  
 Balance at the end of the reporting period

| This year<br>£ | Last year<br>£ |
|----------------|----------------|
| -              | -              |
| -              | -              |
| -              | -              |
| -              | -              |
| -              | -              |

## 21.2 Please provide:

- a brief description of any obligations on the balance sheet and the expected amount and timing of resulting payments;
- an indication of the uncertainties about the amount or timing of those outflows; and
- the amount of any expected reimbursement, stating the amount of any asset that has been recognised for that expected reimbursement.

| This year | Last year |
|-----------|-----------|
|           |           |
|           |           |
|           |           |

21.3 For any funding commitment that is not recognised as a liability or provision, provide details of commitment made, the time frame of that commitment, any performance-related conditions and details of how the commitment will be funded (with contracts for capital expenditure separately identified).

| This year | Last year |
|-----------|-----------|
|           |           |

21.4 Where unrestricted funds have been designated to a fund commitment, please disclose the nature of any amounts designated and the likely timing of that expenditure.

|  |  |
|--|--|
|  |  |
|--|--|

## Note 22 Other disclosures for debtors, creditors and other basic financial instruments

N/A

22.1 Please provide information about the significance of financial instruments (eg. debtors, creditors, investments etc) to the charity's financial position or performance, for example, the terms and conditions of loans or the use of hedging to manage financial risk.

| This year | Last year |
|-----------|-----------|
|           |           |

22.2 If the charity has provided financial assets as a form of security, the carrying amount of the financial assets pledged as security and the terms and conditions related to its pledge should be given here.

|  |  |
|--|--|
|  |  |
|--|--|

**Note 23 Contingent liabilities and contingent assets**

**23.1 Contingent liabilities**

N/A

Where the charity has contingent liabilities, please complete the following section unless the possibility of their existence is remote.

**This year**

| Description of item including its legal nature. Please describe any security provided in connection to the liability. | Estimate of financial effect |
|---|------------------------------|
|   |                              |
|   |                              |
|   |                              |
|   |                              |

**Last year**

| Description of item including its legal nature. Please describe any security provided in connection to the liability. | Estimate of financial effect |
|---|------------------------------|
|   |                              |
|   |                              |
|   |                              |
|   |                              |

**23.2 Contingent assets**

N/A

Where the charity has contingent assets, please complete the following section when their existence is probable

**This year**

| Description of item | Estimate of financial effect |
|---------------------|------------------------------|
|                     |                              |
|                     |                              |
|                     |                              |
|                     |                              |

**Last year**

| Description of item | Estimate of financial effect |
|---------------------|------------------------------|
|                     |                              |
|                     |                              |
|                     |                              |
|                     |                              |

**23.4 Other disclosures for contingent assets and/or liabilities**

N/A

Please provide the following information where practicable:

Explain any uncertainties relating to the amount or timing of settlement; and the possibility of any reimbursement

Where it is not practical to make one or more of these disclosures, please state this fact

|  | This year | Last year |
|--|-----------|-----------|
| Explain any uncertainties relating to the amount or timing of settlement; and the possibility of any reimbursement |           |           |
| Where it is not practical to make one or more of these disclosures, please state this fact                         |           |           |

## Note 24 Cash at bank and in hand

Short term cash investments (less than 3 months maturity date)  
Short term deposits  
Cash at bank and on hand  
Other  
Total

| This year<br>£ | Last year<br>£ |
|----------------|----------------|
| -              | -              |
| -              | -              |
| 9 -            | 4 652 -        |
| -              | -              |
| 9 -            | 4 652 -        |

**Note 25** **Fair value of assets and liabilities**

|   | This year | Last year |
|---|-----------|-----------|
| <p>25.1 Please provide details of the charity's exposure to credit risk (the risk of incurring a loss due to a debtor not paying what is owed), liquidity risk (the risk of not being able to meet short term financial demands) and market risk (the risk that the value of an investment will fall due to changes in the market) arising from financial instruments to which the charity is exposed at the end of the reporting period and explain how the charity manages those risks.</p> | N/A       | N/A       |
| <p>25.2 Please give details of the amount of change in the fair value of basic financial instruments (debtors, creditors, investments (see section 11, FRS 102 SORP)) measured at fair value through the SoFA that is attributable to changes in credit risk.</p>   | N/A       | N/A       |

**Note 26** Events after the end of the reporting period

*Please complete this note events (not requiring adjustment to the accounts) have occurred after the end of the reporting period but before the accounts are authorised which relate to conditions that arose after the end of the reporting*

|  | This year | Last year |
|--|-----------|-----------|
| Please provide details of the nature of the event  | N/A       | N/A       |
| Provide an estimate of the financial effect of the event or a statement that such an estimate cannot be made | N/A       | N/A       |

**Section C** Notes to the accounts (cont)

**Note 27** Charity funds

**27.1** Details of material funds held and movements during the CURRENT reporting period

Please give details of the movements of material individual funds in the reporting period together with a balancing figure for 'Other funds'. The 'Total funds' figure below should reconcile to 'Total funds' in the balance sheet.

\* Key: PE - permanent endowment funds; EE - expendible endowment funds; R - restricted income funds, including special trusts, of the charity; and U - unrestricted funds

| Fund names               | Type PE, EE R or UR * | Purpose and Restrictions | Fund balances brought forward £ | Income £      | Expenditure £   | Transfers £ | Gains and losses £ | Fund balances carried forward £ |
|--------------------------|-----------------------|--------------------------|---------------------------------|---------------|-----------------|-------------|--------------------|---------------------------------|
| Investment Property Fund | EE                    | See note                 | 1,495,261                       | -             | -               | 15,000      | 7                  | 1,510,261                       |
| Unrestricted Fund        | UR                    | See note                 | 4,652                           | 69,156        | (58,799)        | (15,000)    | -                  | 9                               |
|                          |                       |                          | -                               | -             | -               | -           | -                  | -                               |
|                          |                       |                          | -                               | -             | -               | -           | -                  | -                               |
|                          |                       |                          | -                               | -             | -               | -           | -                  | -                               |
|                          |                       |                          | -                               | -             | -               | -           | -                  | -                               |
|                          |                       |                          | -                               | -             | -               | -           | -                  | -                               |
|                          |                       |                          | -                               | -             | -               | -           | -                  | -                               |
|                          |                       |                          | -                               | -             | -               | -           | -                  | -                               |
|                          |                       |                          | -                               | -             | -               | -           | -                  | -                               |
| <b>Other funds</b>       | N/a                   | N/a                      | -                               | -             | -               | -           | -                  | -                               |
|                          |                       | <b>Total Funds</b>       | <b>1,499,913</b>                | <b>69,156</b> | <b>(58,799)</b> | <b>-</b>    | <b>-</b>           | <b>1,510,270</b>                |

NSR

The Charity's Investment Property Fund comprises "expendible endowment", with profits and rents therefrom comprising unrestricted funds, and are expendible and expended for charitable purposes.

Section C Notes to the accounts (cont)

Note 27 Charity funds (cont)

27.2 Details of material funds held and movements during the PREVIOUS reporting period

Please give details of the movements of material individual funds in the reporting period together with a balancing figure for 'Other funds'. The 'Total funds' figure below should reconcile to 'Total funds' in the balance sheet.

\* Key: PE - permanent endowment funds; EE - expendible endowment funds; R - restricted income funds, including special trusts, of the charity; and U - unrestricted funds

| Fund names               | Type PE, EE R or UR * | Purpose and Restrictions | Fund balances brought forward £ | Income £ | Expenditure £ | Transfers £ | Gains and losses £ | Fund balances carried forward £ |
|--------------------------|-----------------------|--------------------------|---------------------------------|----------|---------------|-------------|--------------------|---------------------------------|
| Investment Property Fund | EE                    | See NFR                  | 1,291,706                       | -        | -             | -           | 203,555            | 1,495,261                       |
| Unrestricted Fund        | UR                    | See NFR                  | 11                              | 48,300   | (43,659)      | -           | -                  | 4,652                           |
|                          |                       |                          | -                               | -        | -             | -           | -                  | -                               |
|                          |                       |                          | -                               | -        | -             | -           | -                  | -                               |
|                          |                       |                          | -                               | -        | -             | -           | -                  | -                               |
|                          |                       |                          | -                               | -        | -             | -           | -                  | -                               |
|                          |                       |                          | -                               | -        | -             | -           | -                  | -                               |
|                          |                       |                          | -                               | -        | -             | -           | -                  | -                               |
|                          |                       |                          | -                               | -        | -             | -           | -                  | -                               |
|                          |                       |                          | -                               | -        | -             | -           | -                  | -                               |
| Other funds              | N/a                   | N/a                      | -                               | -        | -             | -           | -                  | -                               |
|                          |                       | Total Funds              | 1,291,717                       | 48,300   | (43,659)      | -           | 203,555            | 1,499,913                       |

Note  
Same description applies as on previous page

## Note 27

## Charity funds (cont)

## 27.3 Transfers between funds

## This year

|   | Reason for transfer and where endowment is converted to income, legal power for its conversion   | Amount  |
|---|--|---------|
| Between unrestricted and restricted funds | N/A  |         |
| Between endowment and restricted funds    | N/A  |         |
| Between endowment and unrestricted funds  | It was determined that a surplus in the Unrestricted Fund should become part of the Investment Property Fund (ie "expendable endowment") as permitted by the founding Trust Deed | £15,000 |
|   |  |         |

## Last year

|   | Reason for transfer and where endowment is converted to income, legal power for its conversion | Amount |
|---|--|--------|
| Between unrestricted and restricted funds | N/A  |        |
| Between endowment and restricted funds    | N/A  |        |
| Between endowment and unrestricted funds  | N/A  |        |
|   |  |        |

## 27.4 Designated funds

## This year

| Planned use | Purpose of the designation | Amount |
|-------------|----------------------------|--------|
|             | N/A                        |        |
|             |                            |        |
|             |                            |        |
|             |                            |        |
|             |                            |        |
|             |                            |        |

## Last year

| Planned use | Purpose of the designation | Amount |
|-------------|----------------------------|--------|
|             | N/A                        |        |
|             |                            |        |
|             |                            |        |
|             |                            |        |
|             |                            |        |
|             |                            |        |

**Note 28 Transactions with trustees and related parties**

If the charity has any transactions with related parties (other than the trustee expenses explained in guidance notes) details of such transactions should be provided in this note. If there are no transactions to report, please enter "True" in the box or "False" if there are transactions to report.

**28.1 Trustee remuneration and benefits**

This year

None of the trustees have been paid any remuneration or received any other benefits from an employment with their charity or a related entity (True or False)

TRUE

In the period the charity has paid trustees remuneration and benefits. Please give the amount of, and legal authority for, any remuneration or other benefits paid to a trustee by the charity or any institution or company connected with it.

N/A

| Name of trustee | Legal authority (eg order, governing document) | Amounts paid or benefit value |                      |   |       |       |
|-----------------|--|-------------------------------|----------------------|---|-------|-------|
|                 |  | Remuneration                  | Pension contribution | Redundancy (including loss of office)/ex gratia | Other | TOTAL |
|                 |  | £                             | £                    | £   | £     | £     |
|                 |  | -                             | -                    | -   | -     | -     |
|                 |  | -                             | -                    | -   | -     | -     |
|                 |  | -                             | -                    | -   | -     | -     |
|                 |  | -                             | -                    | -   | -     | -     |

Please give details of why remuneration or other employment benefits were paid.

Where an ex gratia payment has been made to a trustee, provide an explanation of the nature of the payment.

Last year

None of the trustees have been paid any remuneration or received any other benefits from an employment with their charity or a related entity (True or False)

TRUE

In the period the charity has paid trustees remuneration and benefits. Please give the amount of, and legal authority for, any remuneration or other benefits paid to a trustee by the charity or any institution or company connected with it.

N/A

| Name of trustee | Legal authority (eg order, governing document) | Amounts paid or benefit value |                      |   |       |       |
|-----------------|--|-------------------------------|----------------------|---|-------|-------|
|                 |  | Remuneration                  | Pension contribution | Redundancy (including loss of office)/ex gratia | Other | TOTAL |
|                 |  | £                             | £                    | £   | £     | £     |
|                 |  | -                             | -                    | -   | -     | -     |
|                 |  | -                             | -                    | -   | -     | -     |
|                 |  | -                             | -                    | -   | -     | -     |
|                 |  | -                             | -                    | -   | -     | -     |

Please give details of why remuneration or other employment benefits were paid.

Where an ex gratia payment has been made to a trustee, provide an explanation of the nature of the payment.

**28.2 Trustees' expenses**

If the charity has paid trustees expenses for fulfilling their duties, details of such transactions should be provided in this note. If there are no transactions to report, please enter "True" in the box below. If there are transactions to report, please enter "False".

No trustee expenses have been incurred (True or False)

TRUE

| Type of expenses reimbursed | This year | Last year |
|-----------------------------|-----------|-----------|
|                             | £         | £         |
| Travel                      | -         | -         |
| Subsistence                 | -         | -         |
| Accommodation               | -         | -         |
| Other (please specify):     | -         | -         |
|                             | -         | -         |
| <b>TOTAL</b>                | -         | -         |

Please provide the number of trustees reimbursed for expenses or who had expenses paid by the charity

|  |  |
|--|--|
|  |  |
|--|--|

**28.3 Transaction(s) with related parties**

Please give details of any transaction undertaken by (or on behalf of) the charity in which a related party has a material interest, including where funds have been held as agent for related parties. If there are no such transactions, please enter 'true' in the box provided.

This year

There have been no related party transactions in the reporting period (True or False)

TRUE

| Name of the trustee or related party | Relationship to charity | Description of the transaction(s) | Amount | Balance at period end | Provision for bad debts at period end | Amounts written off during reporting period |
|--------------------------------------|-------------------------|-----------------------------------|--------|-----------------------|---------------------------------------|---|
|                                      |                         |                                   | £      | £                     | £                                     | £   |
|                                      |                         |                                   |        |                       |                                       |   |
|                                      |                         |                                   |        |                       |                                       |   |
|                                      |                         |                                   |        |                       |                                       |   |
|                                      |                         |                                   |        |                       |                                       |   |

In relation to the transactions above, please provide the terms and conditions, including any security and the nature of any payment (consideration) to be provided in settlement.

|  |
|--|
|  |
|--|

For any related party, please provide details of any guarantees given or received.

|  |
|--|
|  |
|--|

Last year

There have been no related party transactions in the reporting period (True or False)

TRUE

| Name of the trustee or related party | Relationship to charity | Description of the transaction(s) | Amount | Balance at period end | Provision for bad debts at period end | Amounts written off during reporting period |
|--------------------------------------|-------------------------|-----------------------------------|--------|-----------------------|---------------------------------------|---|
|                                      |                         |                                   | £      | £                     | £                                     | £   |
|                                      |                         |                                   |        |                       |                                       |   |
|                                      |                         |                                   |        |                       |                                       |   |
|                                      |                         |                                   |        |                       |                                       |   |
|                                      |                         |                                   |        |                       |                                       |   |

In relation to the transactions above, please provide the terms and conditions, including any security and the nature of any payment (consideration) to be provided in settlement.

|  |
|--|
|  |
|--|

For any related party, please provide details of any guarantees given or received.

|  |
|--|
|  |
|--|

Note 29 Additional Disclosures

The following are significant matters which are not covered in other notes and need to be included to provide proper understanding of the accounts. If there is insufficient room here, please add a separate sheet.

---

N/A

**SPILLS HILL CHARITABLE TRUST**

England & Wales - Charity number 1141884

---

# Accounts

---

**Charity number: 1141884**

**SPILLS HILL  
CHARITABLE TRUST**

**TRUSTEES' REPORT AND UNAUDITED  
FINANCIAL STATEMENTS**

**FOR THE YEAR ENDED  
15 APRIL 2021**

# SPILLS HILL CHARITABLE TRUST

## CONTENTS

---

|  | Page   |
|--|--------|
| <b>Reference and administrative details of the charity</b> | 1      |
| <b>Trustees' report</b>                                    | 2 - 4  |
| <b>Independent examiner's report</b>                       | 5      |
| <b>Statement of financial activities</b>                   | 6      |
| <b>Balance sheet</b>                                       | 7      |
| <b>Notes to the financial statements</b>                   | 8 - 49 |

# SPILLS HILL CHARITABLE TRUST

## REFERENCE AND ADMINISTRATIVE DETAILS OF THE CHARITY FOR THE YEAR ENDED 15 APRIL 2021

---

|                                  |  |
|----------------------------------|--|
| <b>Trustees</b>                  | Simon Evans<br>Virginia Flower<br>Mark Kalderon                              |
| <b>Charity registered number</b> | 1141884  |
| <b>Principal office</b>          | Spills Hill Farm<br>Chickenden Lane<br>Staplehurst<br>Kent<br>TN12 0DP       |
| <b>Independent examiner</b>      | John Fassenfelt<br>Harmans Corner<br>The Street<br>Borden<br>Kent<br>ME9 8JH |
| <b>Bankers</b>                   | NatWest – City of London Office<br>1 Princes Street<br>London<br>EC2R 8BP    |

# **SPILLS HILL CHARITABLE TRUST**

## **TRUSTEES' REPORT**

***FOR THE YEAR ENDED 15 APRIL 2021***

---

The Trustees present their annual report together with the financial statements of Spills Hill Charitable Trust (the Trust) for the year ended 15 April 2021. The Trustees confirm that the annual report and financial statements of the Trust comply with the current statutory requirements, the requirements of the Trust's governing document and the provisions of the current Statement of Recommended Practice (SORP) "Accounting and Reporting by Charities".

### **Structure, governance and management**

- **Constitution**

Spills Hill Charitable Trust is constituted by Deed of Trust dated 22 March 2011 and is a registered charity, number 1141884.

- **Trustees**

The charity trustees during the year to 15 April 2021 were:

Simon Evans  
Virginia Flower  
Mark Kalderon

The trustees have the power to appoint new trustees, as set out within the Deed of Trust. The Trust has no staff other than the trustees.

- **Meetings**

The trustees meet as appropriate to consider the work of the Trust. All grants are approved by the trustees.

- **Risk management**

The trustees consider a range of risk matters including the safeguarding of its investments and the status of the Trust's grantees. The trustees maintain an insurance policy in respect of the Trust's investment property. This policy is reviewed on an annual basis.

### **Objectives and activities**

- **Objects**

The objects of the Trust are the furtherance of such exclusively charitable objects or purposes in such manner as the trustees shall in their absolute discretion think fit.

In setting objectives and planning for activities, the trustees have given careful consideration to general guidance published by the Charity Commission relating to public benefit.

- **Grant making policy**

The Trust makes grants to other charities or voluntary bodies, with particular focus on education, heritage and medical research.

# SPILLS HILL CHARITABLE TRUST

## TRUSTEES' REPORT (continued) FOR THE YEAR ENDED 15 APRIL 2021

---

### Achievements and performance

- Review of activities

The Trust's main source of regular income is rental income from two investment properties – a terraced house in London SE10 and a residential barn conversion in Staplehurst, Kent. These are let to tenants on assured shorthold tenancies. Following a review of the investment property portfolio, and in light of uncertainty during the Covid crisis, the trustees decided to sell a refurbished residential oast house and adjoining land (while protecting the setting of the adjacent residential barn conversion). Before sale, independent professional valuations were obtained as required by charity legislation, and the sale consideration reflected the valuations. The net sale proceeds were £1,249,921. The sales realised a gain of £129,495; the £203,555 gain on investments in line S14 of the Statement of Financial Activities also includes a revaluation by £74,060 of the residential barn conversion. The Trust's regular rental income from investment property (approximately £50,000 gross per annum) provides, and will continue to provide, a regular income stream to the Trust. The trustees' intention is to make grants and donations each year approximately equal to the Trust's income, net of expenses. The investment property portfolio has been funded in part by an interest-free, unsecured loan provided by a trustee, Simon Evans. The 2021 year-end balance of the loan was £149,739, and it is envisaged that this will be repaid from income over approximately ten years from 2021.

Grants during the year totalled £28,850, all of which were made to other charitable bodies. The highest grants during the year were (a) £10,000 to the Arnold Foundation for Rugby School (a charity which funds places for disadvantaged children at the school), and (b) £8,000 to the Friends of Friendless Churches (a UK-wide heritage charity, of which Simon Evans is also a trustee).

- Investment policy

The trustees are satisfied that it is appropriate for its grant making activities to be funded primarily from the rental income from the Trust's investment property, and that diversification of its investment portfolio into non-property assets would not be appropriate at the present time.

- Reserves policy

During the coming year the trustees are confident that the Trust's income stream will enable them to provide continuing support to appropriate organisations. No grant making commitment has been or will be made which the trustees are unable to meet from income received.

### Plans for the future

The trustees have no plans to make any major alteration to the way the charity is currently operated. Provided the income is maintained the trustees aim to provide financial support to appropriate charities for many years.

# SPILLS HILL CHARITABLE TRUST

## TRUSTEES' REPORT (continued) FOR THE YEAR ENDED 15 APRIL 2021

---

### Trustees' responsibilities statement



The Trustees are responsible for preparing the Trustees' report and the financial statements in accordance with applicable law and United Kingdom Accounting Standards (United Kingdom Generally Accepted Accounting Practice).

The law applicable to charities in England & Wales requires the Trustees to prepare financial statements for each financial year which give a true and fair view of the state of affairs of the Trust and of the incoming resources and application of resources of the Trust for that period. In preparing these financial statements, the Trustees are required to:

- select suitable accounting policies and then apply them consistently;
- observe the methods and principles in the Charities SORP;
- make judgments and accounting estimates that are reasonable and prudent;
- prepare the financial statements on the going concern basis unless it is inappropriate to presume that the Trust will continue in operation.

The Trustees are responsible for keeping proper accounting records that are sufficient to show and explain the Trust's transactions and disclose with reasonable accuracy at any time the financial position of the Trust and enable them to ensure that the financial statements comply with the Charities Act 2011, the Charity (Accounts and Reports) Regulations 2008 and the provisions of the trust deed. They are also responsible for safeguarding the assets of the Trust and hence for taking reasonable steps for the prevention and detection of fraud and other irregularities.

This report was approved by the Trustees on 27 January 2022 and signed on their behalf by:

  
**Simon Evans**  
Trustee 

# SPILLS HILL CHARITABLE TRUST

## INDEPENDENT EXAMINER'S REPORT FOR THE YEAR ENDED 15 APRIL 2021

---

### Independent examiner's report to the Trustees of Spills Hill Charitable Trust

I report on the financial statements of the Trust for the year ended 15 April 2021 which are set out on pages 6 to 49.

This report is made solely to the Trust's Trustees, as a body, in accordance with section 145 of the Charities Act 2011 and regulations made under section 154 of that Act. My work has been undertaken so that I might state to the Trust's Trustees those matters I am required to state to them in an independent examiner's report and for no other purpose. To the fullest extent permitted by law, I do not accept or assume responsibility to anyone other than the Trust and the Trust's Trustees as a body, for my work or for this report.

### Respective responsibilities of Trustees and examiner

The Trust's Trustees are responsible for the preparation of the financial statements, and they consider that an audit is not required for this year under section 144(2) of the Charities Act 2011 (the Act) and that an independent examination is needed.

It is my responsibility to:

- examine the financial statements under section 145 of the Act;
- follow the procedures laid down in the general Directions given by the Charity Commission under section 145(5)(b) of the Act; and
- state whether particular matters have come to my attention.

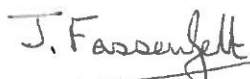
### Basis of independent examiner's report

My examination was carried out in accordance with the general Directions given by the Charity Commission. An examination includes a review of the accounting records kept by the Trust and a comparison of the financial statements presented with those records. It also includes consideration of any unusual items or disclosures in the financial statements, and seeking explanations from you as Trustees concerning any such matters. The procedures undertaken do not provide all the evidence that would be required in an audit, and consequently no opinion is given as to whether the financial statements present a 'true and fair view' and the report is limited to those matters set out in the statement below.

### Independent examiner's statement

In connection with my examination, no matter has come to my attention:

- (1) which gives me reasonable cause to believe that in any material respect the requirements:
  - to keep accounting records in accordance with section 130 of the Act; and
  - to prepare financial statements which accord with the accounting records and comply with the accounting requirements of the Acthave not been met; or
- (2) to which, in my opinion, attention should be drawn in order to enable a proper understanding of the financial statements to be reached.

Signed: 

Dated: 27th January 2022

John Fassenfelt



|                                |                              |    |                     |          |
|--------------------------------|------------------------------|----|---------------------|----------|
| Charity Name                   | Spills Hill Charitable Trust |    | Charity No (if any) | 1141884  |
| Annual accounts for the period |                              |    |                     |          |
| Period start date              | 16.04.20                     | To | Period end date     | 15.04.21 |

**Section A Statement of financial activities**

| Recommended categories by activity  | Guidance Notes | Unrestricted funds | Restricted income funds | Endowment funds | Total funds | Prior year funds |
|---|----------------|--------------------|-------------------------|-----------------|-------------|------------------|
|   |                | £                  | £                       | £               | £           | £                |
|   |                | F01                | F02                     | F03             | F04         | F05              |
| <b>Incoming resources (Note 3)</b>  |                |                    |                         |                 |             |                  |
| <b>Income and endowments from:</b>  |                |                    |                         |                 |             |                  |
| Donations and legacies  | S01            | -                  | -                       | -               | -           | -                |
| Charitable activities   | S02            | -                  | -                       | -               | -           | -                |
| Other trading activities  | S03            | -                  | -                       | -               | -           | -                |
| Investments   | S04            | 48,300             | -                       | -               | 48,300      | 36,328-          |
| Separate material item of income  | S05            | -                  | -                       | -               | -           | -                |
| Other   | S06            | -                  | -                       | -               | -           | -                |
| <b>Total</b>  | S07            | 48,300-            | -                       | -               | 48,300      | 36,328-          |
| <b>Resources expended (Note 6)</b>  |                |                    |                         |                 |             |                  |
| <b>Expenditure on:</b>  |                |                    |                         |                 |             |                  |
| Raising funds   | S08            | 14,809-            | -                       | -               | 14,809-     | 20,596-          |
| Charitable activities   | S09            | 28,850-            | -                       | -               | 28,850-     | 11,215-          |
| Separate material item of expense   | S10            | -                  | -                       | -               | -           | -                |
| Other   | S11            | -                  | -                       | -               | -           | -                |
| <b>Total</b>  | S12            | 43,659-            | -                       | -               | 43,659-     | 31,811-          |
| <b>Net income/(expenditure) before investment gains/(losses)</b>          | S13            | 4,641              | -                       | -               | 4,641-      | 4,517-           |
| Net gains/(losses) on investments   | S14            | -                  | -                       | 203,555         | 203,555-    | -                |
| <b>Net income/(expenditure)</b>   | S15            | 4,641-             | -                       | 203,555         | 208,196     | 4,517-           |
| <b>Extraordinary items</b>  | S16            | -                  | -                       | -               | -           | -                |
| <b>Transfers between funds</b>  | S17            | -                  | -                       | -               | -           | -                |
| <b>Other recognised gains/(losses):</b>                                   |                |                    |                         |                 |             |                  |
| Gains and losses on revaluation of fixed assets for the charity's own use | S18            | -                  | -                       | -               | -           | -                |
| Other gains/(losses)  | S19            | -                  | -                       | -               | -           | -                |
| <b>Net movement in funds</b>  | S20            | -                  | -                       | -               | -           | -                |
| <b>Reconciliation of funds:</b>   |                |                    |                         |                 |             |                  |
| Total funds brought forward   | S21            | 11-                | -                       | 1,291,706       | 1,291,717   | 1,287,200        |
| <b>Total funds carried forward</b>  | S22            | 4,652-             | -                       | 1,495,261       | 1,499,913   | 1,291,717        |

**Section B**

**Balance sheet**

Guidance Notes

|   |             |     | Unrestricted funds | Restricted income funds | Endowment funds | Total this year | Total last year |
|---|-------------|-----|--------------------|-------------------------|-----------------|-----------------|-----------------|
|   |             |     | £                  | £                       | £               | £               | £               |
|   |             |     | F01                | F02                     | F03             | F04             | F05             |
| <b>Fixed assets</b>                                   |             |     |                    |                         |                 |                 |                 |
| Intangible assets                                     | (Note 15)   | B01 | -                  | -                       | -               | -               | -               |
| Tangible assets                                       | (Note 14)   | B02 | -                  | -                       | -               | -               | -               |
| Heritage assets                                       | (Note 16)   | B03 | -                  | -                       | -               | -               | -               |
| Investments   | (Note 17)   | B04 | -                  | -                       | 1,645,000       | 1,645,000       | 2,259,171       |
| <b>Total fixed assets</b>                             |             | B05 | -                  | -                       | 1,645,000       | 1,645,000       | 2,259,171       |
| <b>Current assets</b>                                 |             |     |                    |                         |                 |                 |                 |
| Stocks  | (Note 18)   | B06 | -                  | -                       | -               | -               | -               |
| Debtors   | (Note 19)   | B07 | -                  | -                       | -               | -               | -               |
| Investments   | (Note 17.4) | B08 | -                  | -                       | -               | -               | -               |
| Cash at bank and in hand                              | (Note 24)   | B09 | 4,652-             | -                       | -               | 4,652-          | 11-             |
| <b>Total current assets</b>                           |             | B10 | 4,652-             | -                       | -               | 4,652-          | 11-             |
| <b>Creditors: amounts falling due within one year</b> | (Note 20)   | B11 | -                  | -                       | -               | -               | -               |
| <b>Net current assets/(liabilities)</b>               |             | B12 | 4,652-             | -                       | -               | 4,652-          | 11-             |
| <b>Total assets less current liabilities</b>          |             | B13 | 4,652-             | -                       | 1,645,000       | 1,649,652       | 2,259,182       |
| <b>Creditors: amounts falling due after one year</b>  | (Note 20)   | B14 | -                  | -                       | 149,739         | 149,739         | 967,465         |
| <b>Provisions for liabilities</b>                     |             | B15 | -                  | -                       | -               | -               | -               |
| <b>Total net assets or liabilities</b>                |             | B16 | 4,652-             | -                       | 1,495,261       | 1,499,913       | 1,291,717       |
| <b>Funds of the Charity</b>                           |             |     |                    |                         |                 |                 |                 |
| Endowment funds                                       | (Note 27)   | B17 | -                  | -                       | 1,495,261       | 1,495,261       | 1,291,706       |
| Restricted income funds                               | (Note 27)   | B18 | -                  | -                       | -               | -               | -               |
| Unrestricted funds                                    |             | B19 | 4,652              | -                       | -               | 4,652           | -11             |
| Revaluation reserve                                   |             | B20 | -                  | -                       | -               | -               | -               |
| <b>Total funds</b>                                    |             | B21 | 4,652              | -                       | 1,495,261       | 1,499,913       | 1,291,717       |

Signed by one or two trustees on behalf of all the trustees

| Signature          | Print Name      | Date of approval dd/mm/yyyy |
|--------------------|-----------------|-----------------------------|
| <i>Simon Evans</i> | SIMON J M EVANS | 27/01/2022                  |
|                    |                 |                             |

Note 1 **Basis of preparation**

**This section should be completed by all charities.**

**1.1 Basis of accounting**

These accounts have been prepared under the historical cost convention with items recognised at cost or transaction value unless otherwise stated in the relevant note(s) to these accounts.

The accounts have been prepared in accordance with:

- and with\*  the Statement of Recommended Practice: Accounting and Reporting by Charities preparing their accounts in accordance with the Financial Reporting Standard applicable in the UK and Republic of Ireland (FRS 102) issued on 16 July 2014
- and with\*  the Financial Reporting Standard applicable in the United Kingdom and Republic of Ireland (FRS 102)
- and with the Charities Act 2011.

The charity constitutes a public benefit entity as defined by FRS 102.\*

\* -Tick as appropriate

**1.2 Going concern**

**If there are material uncertainties related to events or conditions that cast significant doubt on the charity's ability to continue as a going concern, please provide the following details or state "Not applicable", if appropriate:**

An explanation as to those factors that support the conclusion that the charity is a going concern;

N/A

Disclosure of any uncertainties that make the going concern assumption doubtful;

N/A

Where accounts are not prepared on a going concern basis, please disclose this fact together with the basis on which the trustees prepared the accounts and the reason why the charity is not regarded as a going concern.

N/A

**1.3 Change of accounting policy**

The accounts present a true and fair view and the accounting policies adopted are those outlined in note ~~2~~ 2.

Yes\*

No\*

\* -Tick as appropriate

**Please disclose:**

|  |     |
|--|-----|
| <b>(i) the nature of the change in accounting policy;</b>  | N/A |
| <b>(ii) the reasons why applying the new accounting policy provides more reliable and more relevant information; and</b> | N/A |

|   |     |
|---|-----|
| <b>(iii) the amount of the adjustment for each line affected in the current period, each prior period presented and the aggregate amount of the adjustment relating to periods before those presented, 3.44 FRS 102 SORP.</b> | N/A |
|---|-----|

**1.4 Changes to accounting estimates**

No changes to accounting estimates have occurred in the reporting period (3.46 FRS 102 SORP).

|      |                                     |                        |
|------|-------------------------------------|------------------------|
| Yes* | <input checked="" type="checkbox"/> | * -Tick as appropriate |
| No*  | <input type="checkbox"/>            |                        |

**Please disclose:**

|  |     |
|--|-----|
| <b>(i) the nature of any changes;</b>  | N/A |
| <b>(ii) the effect of the change on income and expense or assets and liabilities for the current period; and</b> | N/A |
| <b>(iii) where practicable, the effect of the change in one or more future periods.</b>                          | N/A |

**1.5 Material prior year errors**

No material prior year error have been identified in the reporting period (3.47 FRS 102 SORP).

|      |                                     |                        |
|------|-------------------------------------|------------------------|
| Yes* | <input checked="" type="checkbox"/> | * -Tick as appropriate |
| No*  | <input type="checkbox"/>            |                        |

**Please disclose:**

|  |     |
|--|-----|
| <b>(i) the nature of the prior period error;</b>   | N/A |
| <b>(ii) for each prior period presented in the accounts, the amount of the correction for each account line item affected; and</b> | N/A |
| <b>(iii) the amount of the correction at the beginning of the earliest prior period presented in the accounts.</b>                 | N/A |



## Note 2 Accounting policies

## 2.2 INCOME

This standard list of accounting policies has been applied by the charity except for those ticked "No" or "N/a". Where a different or additional policy has been adopted then this is detailed in the box below.

|  |   |   |  |   |
|--|---|---|--|---|
| <b>Recognition of income</b>                             | These are included in the Statement of Financial Activities (SoFA) when: <ul style="list-style-type: none"> <li>the charity becomes entitled to the resources;</li> <li>it is more likely than not that the trustees will receive the resources; and</li> <li>the monetary value can be measured with sufficient reliability.</li> </ul>  | Yes <input checked="" type="checkbox"/> | No <input type="checkbox"/>            | N/a <input type="checkbox"/>            |
| <b>Offsetting</b>  | There has been no offsetting of assets and liabilities, or income and expenses, unless required or permitted by the FRS 102 SORP or FRS 102.  | Yes <input checked="" type="checkbox"/> | No <input type="checkbox"/>            | N/a <input type="checkbox"/>            |
| <b>Grants and donations</b>                              | Grants and donations are only included in the SoFA when the general income recognition criteria are met (5.10 to 5.12 FRS102 SORP).   | Yes <input checked="" type="checkbox"/> | No <input type="checkbox"/>            | N/a <input type="checkbox"/>            |
| <b>Legacies</b>  | In the case of performance related grants, income must only be recognised to the extent that the charity has provided the specified goods or services as entitlement to the grant only occurs when the performance related conditions are met (5.16 FRS 102 SORP).<br>Legacies are included in the SOFA when receipt is probable, that is, when there has been grant of probate, the executors have established that there are sufficient assets in the estate and any conditions attached to the legacy are either within the control of the charity or have been met. | Yes <input type="checkbox"/>            | No <input type="checkbox"/>            | N/a <input checked="" type="checkbox"/> |
| <b>Government grants</b>                                 | The charity has received government grants in the reporting period  | Yes <input type="checkbox"/>            | No <input checked="" type="checkbox"/> | N/a <input type="checkbox"/>            |
| <b>Tax reclaims on donations and gifts</b>               | Gift Aid receivable is included in income when there is a valid declaration from the donor. Any Gift Aid amount recovered on a donation is considered to be part of that gift and is treated as an addition to the same fund as the initial donation unless the donor or the terms of the appeal have specified otherwise.  | Yes <input checked="" type="checkbox"/> | No <input type="checkbox"/>            | N/a <input type="checkbox"/>            |
| <b>Contractual income and performance related grants</b> | This is only included in the SoFA once the charity has provided the related goods or services or met the performance related conditions.  | Yes <input type="checkbox"/>            | No <input type="checkbox"/>            | N/a <input checked="" type="checkbox"/> |
| <b>Donated goods</b>                                     | Donated goods are measured at fair value (the amount for which the asset could be exchanged) unless impractical to do so.   | Yes <input type="checkbox"/>            | No <input type="checkbox"/>            | N/a <input checked="" type="checkbox"/> |
|  | The cost of any stock of goods donated for distribution to beneficiaries is deemed to be the fair value of those gifts at the time of their receipt and they are recognised on receipt. In the reporting period in which the stocks are distributed, they are recognised as an expense at the carrying amount of the stocks at distribution.  | Yes <input type="checkbox"/>            | No <input type="checkbox"/>            | N/a <input checked="" type="checkbox"/> |
|  | Donated goods for resale are measured at fair value on initial recognition, which is the expected proceeds from sale less the expected costs of sale, and recognised in 'Income from other trading activities' with the corresponding stock recognised in the balance sheet. On its sale the value of stock is charged against 'Income from other trading activities' and the proceeds from sale are also recognised as 'Income from other trading activities'.   | Yes <input type="checkbox"/>            | No <input type="checkbox"/>            | N/a <input checked="" type="checkbox"/> |
|  | Goods donated for on-going use by the charity are recognised as tangible fixed assets and included in the SoFA as incoming resources when receivable.   | Yes <input type="checkbox"/>            | No <input type="checkbox"/>            | N/a <input checked="" type="checkbox"/> |
|  | Gifts in kind for use by the charity are included in the SoFA as income from donations when receivable.   | Yes <input type="checkbox"/>            | No <input type="checkbox"/>            | N/a <input checked="" type="checkbox"/> |
| <b>Donated services and facilities</b>                   | Donated services and facilities are included in the SOFA when received at the value of the gift to the charity provided the value of the gift can be measured reliably.   | Yes <input type="checkbox"/>            | No <input type="checkbox"/>            | N/a <input checked="" type="checkbox"/> |
|  | Donated services and facilities that are consumed immediately are recognised as income with an equivalent amount recognised as an expense under the appropriate heading in the SOFA.  | Yes <input type="checkbox"/>            | No <input type="checkbox"/>            | N/a <input checked="" type="checkbox"/> |
| <b>Support costs</b>                                     | The charity has incurred expenditure on support costs.  | Yes <input checked="" type="checkbox"/> | No <input checked="" type="checkbox"/> | N/a <input type="checkbox"/>            |
| <b>Volunteer help</b>                                    | The value of any voluntary help received is not included in the accounts but is described in the trustees' annual report.   | Yes <input checked="" type="checkbox"/> | No <input type="checkbox"/>            | N/a <input type="checkbox"/>            |
| <b>Income from interest, royalties and dividends</b>     | This is included in the accounts when receipt is probable and the amount receivable can be measured reliably.   | Yes <input type="checkbox"/>            | No <input type="checkbox"/>            | N/a <input checked="" type="checkbox"/> |
| <b>Income from membership subscriptions</b>              | Membership subscriptions received in the nature of a gift are recognised in Donations and Legacies.   | Yes <input type="checkbox"/>            | No <input type="checkbox"/>            | N/a <input checked="" type="checkbox"/> |
|  | Membership subscriptions which gives a member the right to buy services or other benefits   | Yes <input type="checkbox"/>            | No <input type="checkbox"/>            | N/a <input checked="" type="checkbox"/> |

**Settlement of insurance claims** are recognised as income earned from the provision of goods and services as income from charitable activities.  
 Insurance claims are only included in the SoFA when the general income recognition criteria are met (5.10 to 5.12 FRS102 SORP) and are included as an item of other income in the SoFA.

|                                     |                                     |                                     |
|-------------------------------------|-------------------------------------|-------------------------------------|
| <input type="checkbox"/>            | <input type="checkbox"/>            | <input checked="" type="checkbox"/> |
| Yes                                 | No                                  | N/a                                 |
| <input type="checkbox"/>            | <input checked="" type="checkbox"/> | <input checked="" type="checkbox"/> |
| Yes                                 | No                                  | N/a                                 |
| <input checked="" type="checkbox"/> | <input type="checkbox"/>            | <input type="checkbox"/>            |

**Investment gains and losses** This includes any realised or unrealised gains or losses on the sale of investments and any gain or loss resulting from revaluing investments to market value at the end of the year.

**2.3 EXPENDITURE AND LIABILITIES**

**Liability recognition** Liabilities are recognised where it is more likely than not that there is a legal or constructive obligation committing the charity to pay out resources and the amount of the obligation can be measured with reasonable certainty.

|                                     |                          |                                     |
|-------------------------------------|--------------------------|-------------------------------------|
| <input checked="" type="checkbox"/> | <input type="checkbox"/> | <input type="checkbox"/>            |
| Yes                                 | No                       | N/a                                 |
| <input type="checkbox"/>            | <input type="checkbox"/> | <input checked="" type="checkbox"/> |
| Yes                                 | No                       | N/a                                 |

**Governance and support costs** Support costs have been allocated between governance costs and other support. Governance costs comprise all costs involving public accountability of the charity and its compliance with regulation and good practice.

|                          |                          |                                     |
|--------------------------|--------------------------|-------------------------------------|
| <input type="checkbox"/> | <input type="checkbox"/> | <input checked="" type="checkbox"/> |
| Yes                      | No                       | N/a                                 |
| <input type="checkbox"/> | <input type="checkbox"/> | <input checked="" type="checkbox"/> |
| Yes                      | No                       | N/a                                 |

Support costs include central functions and have been allocated to activity cost categories on a basis consistent with the use of resources, eg allocating property costs by floor areas, or per capita, staff costs by the time spent and other costs by their usage.

**Grants with performance conditions** Where the charity gives a grant with conditions for its payment being a specific level of service or output to be provided, such grants are only recognised in the SoFA once the recipient of the grant has provided the specified service or output.

|                          |                          |                                     |
|--------------------------|--------------------------|-------------------------------------|
| <input type="checkbox"/> | <input type="checkbox"/> | <input checked="" type="checkbox"/> |
| Yes                      | No                       | N/a                                 |
| <input type="checkbox"/> | <input type="checkbox"/> | <input checked="" type="checkbox"/> |
| Yes                      | No                       | N/a                                 |

**Grants payable without performance conditions** Where there are no conditions attaching to the grant that enables the donor charity to realistically avoid the commitment, a liability for the full funding obligation must be recognised.

|                                     |                          |                                     |
|-------------------------------------|--------------------------|-------------------------------------|
| <input checked="" type="checkbox"/> | <input type="checkbox"/> | <input type="checkbox"/>            |
| Yes                                 | No                       | N/a                                 |
| <input type="checkbox"/>            | <input type="checkbox"/> | <input checked="" type="checkbox"/> |
| Yes                                 | No                       | N/a                                 |

**Redundancy cost** The charity made no redundancy payments during the reporting period.

**Deferred income** No material item of deferred income has been included in the accounts.

|                                     |                          |                                     |
|-------------------------------------|--------------------------|-------------------------------------|
| <input checked="" type="checkbox"/> | <input type="checkbox"/> | <input type="checkbox"/>            |
| Yes                                 | No                       | N/a                                 |
| <input type="checkbox"/>            | <input type="checkbox"/> | <input checked="" type="checkbox"/> |
| Yes                                 | No                       | N/a                                 |

**Creditors** The charity has creditors which are measured at settlement amounts less any trade discounts

**Provisions for liabilities** A liability is measured on recognition at its historical cost and then subsequently measured at the best estimate of the amount required to settle the obligation at the reporting date

|                                     |                          |                                     |
|-------------------------------------|--------------------------|-------------------------------------|
| <input checked="" type="checkbox"/> | <input type="checkbox"/> | <input checked="" type="checkbox"/> |
| Yes                                 | No                       | N/a                                 |
| <input type="checkbox"/>            | <input type="checkbox"/> | <input checked="" type="checkbox"/> |
| Yes                                 | No                       | N/a                                 |

**Basic financial instruments** The charity accounts for basic financial instruments on initial recognition as per paragraph 11.7 FRS102 SORP. Subsequent measurement is as per paragraphs 11.17 to 11.19, FRS102 SORP.

**2.4 ASSETS**

**Tangible fixed assets for use by charity** These are capitalised if they can be used for more than one year, and cost at least £1,000. They are valued at cost.

£

|                          |                          |                                     |
|--------------------------|--------------------------|-------------------------------------|
| <input type="checkbox"/> | <input type="checkbox"/> | <input checked="" type="checkbox"/> |
| Yes                      | No                       | N/a                                 |
| <input type="checkbox"/> | <input type="checkbox"/> | <input checked="" type="checkbox"/> |
| Yes                      | No                       | N/a                                 |

**Intangible fixed assets** The charity has intangible fixed assets, that is, non-monetary assets that do not have physical substance but are identifiable and are controlled by the charity through custody or legal rights. The amortisation rates and methods used are disclosed in note 9.5

|                          |                          |                                     |
|--------------------------|--------------------------|-------------------------------------|
| <input type="checkbox"/> | <input type="checkbox"/> | <input checked="" type="checkbox"/> |
| Yes                      | No                       | N/a                                 |
| <input type="checkbox"/> | <input type="checkbox"/> | <input checked="" type="checkbox"/> |
| Yes                      | No                       | N/a                                 |

**Heritage assets** The charity has heritage assets, that is, non-monetary assets with historic, artistic, scientific, technological, geophysical or environmental qualities that are held and maintained principally for their contribution to knowledge and culture. The depreciation rates and methods used as disclosed in note 9.6.1.4.

|                                     |                          |                                     |
|-------------------------------------|--------------------------|-------------------------------------|
| <input type="checkbox"/>            | <input type="checkbox"/> | <input checked="" type="checkbox"/> |
| Yes                                 | No                       | N/a                                 |
| <input checked="" type="checkbox"/> | <input type="checkbox"/> | <input type="checkbox"/>            |
| Yes                                 | No                       | N/a                                 |

**Investments** Fixed asset investments in quoted shares, traded bonds and similar investments are valued at initially at cost and subsequently at fair value (their market value) at the year end. The same treatment is applied to unlisted investments unless fair value cannot be measured reliably in which case it is measured at cost less impairment.

|                          |                          |                                     |
|--------------------------|--------------------------|-------------------------------------|
| <input type="checkbox"/> | <input type="checkbox"/> | <input checked="" type="checkbox"/> |
| Yes                      | No                       | N/a                                 |
| <input type="checkbox"/> | <input type="checkbox"/> | <input checked="" type="checkbox"/> |
| Yes                      | No                       | N/a                                 |

Investments held for resale or pending their sale and cash and cash equivalents with a maturity date of less than 1 year are treated as current asset investments

**Stocks and work in progress** Stocks held for sale as part of non-charitable trade are measured at the lower or cost or net realisable value.

|                          |                          |                                     |
|--------------------------|--------------------------|-------------------------------------|
| <input type="checkbox"/> | <input type="checkbox"/> | <input checked="" type="checkbox"/> |
| Yes                      | No                       | N/a                                 |
| <input type="checkbox"/> | <input type="checkbox"/> | <input checked="" type="checkbox"/> |
| Yes                      | No                       | N/a                                 |

Goods or services provided as part of a charitable activity are measured at net realisable value based on the service potential provided by items of stock.

Work in progress is valued at cost less any foreseeable loss that is likely to occur on the contract.

**Debtors**

Debtors (including trade debtors and loans receivable) are measured on initial recognition at settlement amount after any trade discounts or amount advanced by the charity. Subsequently, they are measured at the cash or other consideration expected to be received.

| Yes                      | No                       | N/a                                 |
|--------------------------|--------------------------|-------------------------------------|
| <input type="checkbox"/> | <input type="checkbox"/> | <input checked="" type="checkbox"/> |

**Current asset investments**

The charity has investments which it holds for resale or pending their sale and cash and cash equivalents with a maturity date less than one year. These include cash on deposit and cash equivalents with a maturity date of less than one year held for investment purposes rather than to meet short term cash commitments as they fall due.

| Yes                      | No                       | N/a                                 |
|--------------------------|--------------------------|-------------------------------------|
| <input type="checkbox"/> | <input type="checkbox"/> | <input checked="" type="checkbox"/> |

They are valued at fair value except where they qualify as basic financial instruments.

| Yes                      | No                       | N/a                                 |
|--------------------------|--------------------------|-------------------------------------|
| <input type="checkbox"/> | <input type="checkbox"/> | <input checked="" type="checkbox"/> |

**POLICIES ADOPTED  
ADDITIONAL TO OR  
DIFFERENT FROM  
THOSE ABOVE**

N/A

## Note 3 Analysis of income

| Analysis                          |  | Unrestricted | Restricted   | Endowment | Total funds | Prior year |
|-----------------------------------|--|--------------|--------------|-----------|-------------|------------|
|                                   |  | funds        | income funds | funds     | £           | £          |
| Donations and legacies:           | Donations and gifts  | -            | -            | -         | -           | -          |
|                                   | Gift Aid   | -            | -            | -         | -           | -          |
|                                   | Legacies   | -            | -            | -         | -           | -          |
|                                   | General grants provided by government/other charities                      | -            | -            | -         | -           | -          |
|                                   | Membership subscriptions and sponsorships which are in substance donations | -            | -            | -         | -           | -          |
|                                   | Donated goods, facilities and services                                     | -            | -            | -         | -           | -          |
|                                   | Other  | -            | -            | -         | -           | -          |
|                                   | <b>Total</b>   | -            | -            | -         | -           | -          |
| Charitable activities:            |  | -            | -            | -         | -           | -          |
|                                   |  | -            | -            | -         | -           | -          |
|                                   | Other  | -            | -            | -         | -           | -          |
|                                   | <b>Total</b>   | -            | -            | -         | -           | -          |
| Other trading activities:         |  | -            | -            | -         | -           | -          |
|                                   |  | -            | -            | -         | -           | -          |
|                                   | Other  | -            | -            | -         | -           | -          |
|                                   | <b>Total</b>   | -            | -            | -         | -           | -          |
| Income from investments:          | Interest income  | -            | -            | -         | -           | -          |
|                                   | Dividend income  | -            | -            | -         | -           | -          |
|                                   | Rental and leasing income  | 48,300       | -            | -         | 48,300      | 36,328     |
|                                   | Other  | -            | -            | -         | -           | -          |
|                                   | <b>Total</b>   | 48,300       | -            | -         | 48,300      | 36,328     |
| Separate material item of income: |  | -            | -            | -         | -           | -          |
|                                   |  | -            | -            | -         | -           | -          |
|                                   | Other  | -            | -            | -         | -           | -          |
|                                   | <b>Total</b>   | -            | -            | -         | -           | -          |
| Other:                            | Conversion of endowment funds into income                                  | -            | -            | -         | -           | -          |
|                                   | Gain on disposal of a tangible fixed asset held for charity's own use      | -            | -            | -         | -           | -          |
|                                   | Gain on disposal of a programme related investment                         | -            | -            | -         | -           | -          |
|                                   | Royalties from the exploitation of intellectual property rights            | -            | -            | -         | -           | -          |
|                                   | Other  | -            | -            | -         | -           | -          |
|                                   | <b>Total</b>   | -            | -            | -         | -           | -          |
| <b>TOTAL INCOME</b>               |  | 48,300       | -            | -         | 48,300      | 36,328     |

## Other information:

All income in the prior year was unrestricted except for: (please provide description and amounts)

N/A

Where any endowment fund is converted into income in the reporting period, please give the reason for the conversion.

N/A

Where any endowment fund is converted into income in the prior period, please give the reason for the conversion.

N/A

Within the income items above the following items are material: (please disclose the nature, amount and any prior year amounts)

N/A

**Note 4 Analysis of receipts of government grants**

N/A

|                    | This year<br>£ |
|--------------------|----------------|
| <b>Description</b> |                |
| Government grant 1 | -              |
| Government grant 2 | -              |
| Government grant 3 | -              |
| Other              | -              |
| <b>Total</b>       | -              |

|                    | Last year<br>£ |
|--------------------|----------------|
| <b>Description</b> |                |
| Government grant 1 | -              |
| Government grant 2 | -              |
| Government grant 3 | -              |
| Other              | -              |
| <b>Total</b>       | -              |

|  | This year | Last year |
|--|-----------|-----------|
| <i>Please provide details of any unfulfilled conditions and other contingencies attaching to grants that have been recognised in income.</i> | N/A       | N/A       |

|   | This year | Last year |
|---|-----------|-----------|
| <i>Please give details of other forms of government assistance from which the charity has directly benefited.</i> | N/A       | N/A       |

P15

+

~~XXXXXXXXXX~~

**Note 5 Donated goods, facilities and services**

|                 |     | This year<br>£ | Last year<br>£ |
|-----------------|-----|----------------|----------------|
| Seconded staff  | N/A | -              | -              |
| Use of property |     | -              | -              |
| Other           |     | -              | -              |

|  | This year | Last year |
|--|-----------|-----------|
| Please provide details of the accounting policy for the recognition and valuation of donated goods, facilities and services. | N/A       | N/A       |

|   |     |     |
|---|-----|-----|
| Please provide details of any unfulfilled conditions and other contingencies attaching to resources from donated goods and services not recognised in income. | N/A | N/A |
|---|-----|-----|

|  |     |     |
|--|-----|-----|
| Please give details of other forms of other donated goods and services not recognised in the accounts, eg contribution of unpaid volunteers. | N/A | N/A |
|--|-----|-----|

## Note 6

## Analysis of expenditure

| Analysis  | This year          |                         |                 |               | Last year          |                         |                 |               |
|---|--------------------|-------------------------|-----------------|---------------|--------------------|-------------------------|-----------------|---------------|
|   | Unrestricted funds | Restricted income funds | Endowment funds | Total funds   | Unrestricted funds | Restricted income funds | Endowment funds | Total funds   |
|   | £                  |                         |                 |               | £                  |                         |                 |               |
| <b>Expenditure on raising funds:</b>                                    |                    |                         |                 |               |                    |                         |                 |               |
| Incurring seeking donations   | -                  | -                       | -               | -             | -                  | -                       | -               | -             |
| Incurring seeking legacies  | -                  | -                       | -               | -             | -                  | -                       | -               | -             |
| Incurring seeking grants  | -                  | -                       | -               | -             | -                  | -                       | -               | -             |
| Operating membership schemes and social lotteries                       | -                  | -                       | -               | -             | -                  | -                       | -               | -             |
| Staging fundraising events  | -                  | -                       | -               | -             | -                  | -                       | -               | -             |
| Fundraising agents  | -                  | -                       | -               | -             | -                  | -                       | -               | -             |
| Operating charity shops   | -                  | -                       | -               | -             | -                  | -                       | -               | -             |
| Operating a trading company undertaking non-charitable trading activity | -                  | -                       | -               | -             | -                  | -                       | -               | -             |
| Advertising, marketing, direct mail and publicity                       | -                  | -                       | -               | -             | -                  | -                       | -               | -             |
| Start up costs incurred in generating new source of future income       | -                  | -                       | -               | -             | -                  | -                       | -               | -             |
| Database development costs  | -                  | -                       | -               | -             | -                  | -                       | -               | -             |
| Other trading activities  | -                  | -                       | -               | -             | -                  | -                       | -               | -             |
| Investment management costs:  | -                  | -                       | -               | -             | -                  | -                       | -               | -             |
| Portfolio management costs  | -                  | -                       | -               | -             | -                  | -                       | -               | -             |
| Cost of obtaining investment advice                                     | -                  | -                       | -               | -             | -                  | -                       | -               | -             |
| Investment administration costs   | 6,422              | -                       | -               | 6,422         | -                  | -                       | -               | -             |
| Intellectual property licencing costs                                   | -                  | -                       | -               | -             | -                  | -                       | -               | -             |
| Rent collection, property repairs and maintenance charges               | 8,387              | -                       | -               | 8,387         | 20,596             | -                       | -               | 20,596        |
|   | -                  | -                       | -               | -             | -                  | -                       | -               | -             |
| <b>Total expenditure on raising funds</b>                               | <b>14,809</b>      | -                       | -               | <b>14,809</b> | <b>20,596</b>      | -                       | -               | <b>20,596</b> |
| <b>Expenditure on charitable activities:</b>                            |                    |                         |                 |               |                    |                         |                 |               |
| Grants made to institutions<br><i>see note 13</i>                       | 28,850             | -                       | -               | 28,850        | 11,215             | -                       | -               | 11,215        |
|   | -                  | -                       | -               | -             | -                  | -                       | -               | -             |
|   | -                  | -                       | -               | -             | -                  | -                       | -               | -             |
| <b>Total expenditure on charitable activities</b>                       | <b>28,850</b>      | -                       | -               | <b>28,850</b> | <b>11,215</b>      | -                       | -               | <b>11,215</b> |
| <b>Separate material item of expense</b>                                |                    |                         |                 |               |                    |                         |                 |               |
|   | -                  | -                       | -               | -             | -                  | -                       | -               | -             |
|   | -                  | -                       | -               | -             | -                  | -                       | -               | -             |
|   | -                  | -                       | -               | -             | -                  | -                       | -               | -             |
| <b>Total</b>  | -                  | -                       | -               | -             | -                  | -                       | -               | -             |
| <b>Other</b>  |                    |                         |                 |               |                    |                         |                 |               |
|   | -                  | -                       | -               | -             | -                  | -                       | -               | -             |
|   | -                  | -                       | -               | -             | -                  | -                       | -               | -             |
|   | -                  | -                       | -               | -             | -                  | -                       | -               | -             |
|   | -                  | -                       | -               | -             | -                  | -                       | -               | -             |
| <b>Total other expenditure</b>  | -                  | -                       | -               | -             | -                  | -                       | -               | -             |
| <b>TOTAL EXPENDITURE</b>  | <b>43,659</b>      | -                       | -               | <b>43,659</b> | <b>31,811</b>      | -                       | -               | <b>31,811</b> |

Other information: N/A - see Note 13

## Analysis of expenditure on charitable activities

| Activity or programme | This year                      |                             |               |                 | Last year                      |                             |               |                 |
|-----------------------|--------------------------------|-----------------------------|---------------|-----------------|--------------------------------|-----------------------------|---------------|-----------------|
|                       | Activities undertaken directly | Grant funding of activities | Support Costs | Total this year | Activities undertaken directly | Grant funding of activities | Support Costs | Total last year |
|                       | £                              | £                           | £             | £               | £                              | £                           | £             | £               |
| Activity 1            | -                              | -                           | -             | -               | -                              | -                           | -             | -               |
| Activity 2            | -                              | -                           | -             | -               | -                              | -                           | -             | -               |
| Other                 | -                              | -                           | -             | -               | -                              | -                           | -             | -               |
| <b>Total</b>          | -                              | -                           | -             | -               | -                              | -                           | -             | -               |

Note 7

Extraordinary items

N/A

Please explain the nature of each extraordinary item occurring in the period.

|                                  | Description | This year<br>£ | Last year<br>£ |
|----------------------------------|-------------|----------------|----------------|
| Extraordinary item 1             | N/A         | -              | -              |
| Extraordinary item 2             | N/A         | -              | -              |
| Extraordinary item 3             | N/A         | -              | -              |
| Extraordinary item 4             | N/A         | -              | -              |
| <b>Total extraordinary items</b> |             | -              | -              |



**Note 9 Support Costs**

Please complete this note if the charity has analysed its expenses using activity categories and has support costs.

N/A

**This year**

| Support cost<br>(examples) | Raising funds | Activity 1 | Activity 2 | Activity 3 | Grand total | Basis of allocation<br>(Describe method) |
|----------------------------|---------------|------------|------------|------------|-------------|--|
|                            | £             | £          | £          | £          | £           |  |
| Governance                 | -             | -          | -          | -          | -           |  |
|                            | -             | -          | -          | -          | -           |  |
|                            | -             | -          | -          | -          | -           |  |
|                            | -             | -          | -          | -          | -           |  |
| Other                      | -             | -          | -          | -          | -           |  |
| <b>Total</b>               | -             | -          | -          | -          | -           |  |

**Last year**

| Support cost<br>(examples) | Raising funds | Activity 1 | Activity 2 | Activity 3 | Grand total | Basis of allocation<br>(Describe method) |
|----------------------------|---------------|------------|------------|------------|-------------|--|
|                            | £             | £          | £          | £          | £           |  |
| Governance                 | -             | -          | -          | -          | -           |  |
|                            | -             | -          | -          | -          | -           |  |
|                            | -             | -          | -          | -          | -           |  |
|                            | -             | -          | -          | -          | -           |  |
| Other                      | -             | -          | -          | -          | -           |  |
| <b>Total</b>               | -             | -          | -          | -          | -           |  |

Please provide details of the accounting policy adopted for the apportionment of costs between activities and any estimation techniques used to calculate their apportionment.

**Section C****Notes to the accounts****Note 10**                      **Details of certain items of expenditure****10.1 Fees for examination of the accounts**

*Please provide details of the amount paid for any statutory external scrutiny of accounts and other services provided by your independent examiner. If nothing was paid please enter '0' in the appropriate box(es).*

**Independent examiner's fees****Assurance services other than audit or independent examination****Tax advisory fees****Other fees (for example: financial advice, consultancy, accountancy services) paid to the independent examiner**

| <b>This year</b><br>£ | <b>Last year</b><br>£ |
|-----------------------|-----------------------|
| 0 -                   | 0 -                   |
| 0 -                   | 0 -                   |
| 0 -                   | 0 -                   |
| 0 -                   | 0 -                   |

**Note 11 Paid employees**  
 Please complete this note if the charity has any employees.

N/A

**11.1 Staff Costs**

|   | This year<br>£ | Last year<br>£ |
|---|----------------|----------------|
| Salaries and wages                          | -              | -              |
| Social security costs                       | -              | -              |
| Pension costs (defined contribution scheme) | -              | -              |
| Other employee benefits                     | -              | -              |
| <b>Total staff costs</b>                    | -              | -              |

**This year:**

Please provide details of expenditure on staff working for the charity whose contracts are with and are paid by a related party

**Last year:**

Please provide details of expenditure on staff working for the charity whose contracts are with and are paid by a related party

Please give details of the number of employees whose total employee benefits (excluding employer pension costs) fell within each band of £10,000 from £60,000 upwards. If there are no such transactions, please enter 'true' in the box provided.

No employees received employee benefits (excluding employer pension costs) for the reporting period of more than £60,000

| Band                 | Number of employees |           |
|----------------------|---------------------|-----------|
|                      | This year           | Last year |
| £60,000 to £69,999   | -                   | -         |
| £70,000 to £79,999   | -                   | -         |
| £80,000 to £89,999   | -                   | -         |
| £90,000 to £99,999   | -                   | -         |
| £100,000 to £109,999 | -                   | -         |

Please provide the total amount paid to key management personnel (includes trustees and senior management) for their services to the charity. For specific amounts paid to trustees, see Note 28.

| This year<br>£ | Last year<br>£ |
|----------------|----------------|
| -              | -              |

**11.2 Average head count in the year**

The parts of the charity in which the employees work

N/A

|                       | This year<br>Number | Last year<br>Number |
|-----------------------|---------------------|---------------------|
| Fundraising           | -                   | -                   |
| Charitable Activities | -                   | -                   |
| Governance            | -                   | -                   |
| Other                 | -                   | -                   |
| <b>Total</b>          | -                   | -                   |

**11.3 Ex-gratia payments to employees and others (excluding trustees)**  
*Please complete if an ex-gratia payment is made.*

N/A

**Please explain the nature of the payment**

|           |  |
|-----------|--|
| This year |  |
| Last year |  |

**Please state the legal authority or reason for making the payment**

|           |  |
|-----------|--|
| This year |  |
| Last year |  |

**Please state the amount of the payment (or value of any waiver of a right to an asset)**

| This year | Last year |
|-----------|-----------|
| £ -       | £ -       |

**11.4 Redundancy payments**

N/A

*Please complete if any redundancy or termination payment is made in the period.*

**Total amount of payment**

| This year | Last year |
|-----------|-----------|
| £ -       | £ -       |

**The nature of the payment (cash, asset etc.)**

|  |  |
|--|--|
|  |  |
|--|--|

**The extent of redundancy funding at the balance sheet date**

| This year | Last year |
|-----------|-----------|
| £ -       | £ -       |

**Please state the accounting policy for any redundancy or termination payments**

|  |  |
|--|--|
|  |  |
|--|--|

**Note 12** Defined contribution pension scheme or defined benefit scheme accounted for as a defined contribution scheme.

N/A

**12.1** Please complete this note if a defined contribution pension scheme is operated.

Amount of contributions recognised in the SOFA as an expense

| This year | Last year |
|-----------|-----------|
| £         | £         |
| -         | -         |

Please explain the basis for allocating the liability and expense of defined contribution pension scheme between activities and between restricted and unrestricted funds.

|  |  |
|--|--|
|  |  |
|--|--|

**12.2** Please complete this section where the charity participates in a defined benefit pension plan but is unable to ascertain its share of the underlying assets and liabilities.

N/A

Please confirm that although the scheme is accounted for as a defined contribution plan, it is a defined benefit plan.

Please provide such information as is available about the plan's surplus or deficit and the implications, if any, for the reporting charity for this year and last year, if different

|  |  |
|--|--|
|  |  |
|--|--|

**12.3** Please complete this section where the charity participates in a multi-employer defined benefit pension plan that is accounted for as a defined contribution plan.

N/A

Describe the extent to which the charity can be liable to the plan for other entities' obligations under the terms and conditions of the multi-employer plan. If this is different for last year, provide details

Provide an explanation of how any liability arising from an agreement with a multi-employer plan to fund a deficit has been determined. If this is different for last year, provide details

|  |  |
|--|--|
|  |  |
|--|--|

**Note 13 Grantmaking**

Please complete this note if the charity made any grants or donations which in aggregate form a material part of the charitable activities undertaken.

**This year:****13.1 Analysis of grants paid (included in cost of charitable activities)**

| Analysis                               | Grants to institutions | Grants to individuals | Support costs | Total         |
|--|------------------------|-----------------------|---------------|---------------|
|  |                        |                       | £             | £             |
| Activity or project 1 Heritage - UK    | 13,000.                | -                     | -             | 13,000        |
| Activity or project 2 Education - UK   | 10,000.                | -                     | -             | 10,000        |
| Activity or project 3 Social - Antigua | 4,850.                 | -                     | -             | 4,850         |
| Activity or project 4 Covid relief     | 1,000.                 | -                     | -             | 1,000         |
| <b>Total</b>                           | <b>28,850.</b>         | <b>-</b>              | <b>-</b>      | <b>28,850</b> |

Please enter "Nil" if the charity does not identify and/or allocate support costs.

**13.2 Grants made to institutions**

|  |      |  |
|--|------|--|
| My charity has made grants to particular institutions that are material in the context of its grantmaking. Details of the institution supported, purpose of the grant and total paid to each institution is available on the charity's web site. | Yes  | Please provide details of charity's URL. |
|  | No ✓ | Provide details below                    |

| Names of institution                                    | Purpose                    | Total amount of grants paid £ |
|---|----------------------------|-------------------------------|
| Arnold Foundation for Rugby School                      | Education of disadvantaged | 10,000 -                      |
| Friends of Friendless Churches                          | UK heritage charity        | 8,000 -                       |
| Wreald and Downland Museum                              | UK heritage charity        | 5,000 -                       |
| Jumby Bay Fund  | Antigua - social relief    | 4,850 -                       |
| Disasters Emergency Committee (Covid)                   | Covid relief               | 1,000 -                       |
|   |                            | -                             |
|   |                            | -                             |
|   |                            | -                             |
|   |                            | -                             |
|   |                            | -                             |
| <b>Total grants to institutions in reporting period</b> |                            | <b>28,850 -</b>               |
| <b>Other unanalysed grants</b>                          |                            | <b>-</b>                      |
| <b>TOTAL GRANTS PAID</b>                                |                            | <b>28,850 -</b>               |

**Last year:**

**13.3 Analysis of grants paid (Included in cost of charitable activities)**

| Analysis                                      | Grants to institutions | Grants to individuals | Support costs<br>£ | Total<br>£      |
|---|------------------------|-----------------------|--------------------|-----------------|
| Activity or project 1 <i>Heritage - UK</i>    | 6,000-                 | - -                   | - -                | 6,000 -         |
| Activity or project 2 <i>Social - Antigua</i> | 4,610-                 | - -                   | - -                | 4,610 -         |
| Activity or project 3 <i>Medical - UK</i>     | 500-                   | - -                   | - -                | 500 -           |
| Activity or project 4 <i>Nar Vets - UK</i>    | 105-                   | - -                   | - -                | 105 -           |
| <b>Total</b>                                  | <b>11,215-</b>         | <b>- -</b>            | <b>- -</b>         | <b>11,215 -</b> |

Please enter "Nil" if the charity does not identify and/or allocate support costs.

**13.4 Grants made to institutions**

My charity has made grants to particular institutions that are material in the context of its grantmaking. Details of the institution supported, purpose of the grant and total paid to each institution is available on the charity's web site.

|      |  |
|------|--|
| Yes  | Please provide details of charity's URL. |
| No ✓ | Provide details below                    |

| Names of institution                                    | Purpose                        | Total amount of grants paid £ |
|---|--------------------------------|-------------------------------|
| <i>Friends of Friendless Churches</i>                   | <i>UK-heritage charity</i>     | 6,000 -                       |
| <i>Junby Bay Fund</i>                                   | <i>Antigua - social relief</i> | 4,610 -                       |
| <i>Cancer Research Campaign</i>                         | <i>UK medical charity</i>      | 500 -                         |
| <i>Normandy Landings Commemoration</i>                  | <i>Commemoration</i>           | 105 -                         |
|   |                                | -                             |
|   |                                | -                             |
|   |                                | -                             |
|   |                                | -                             |
|   |                                | -                             |
|   |                                | -                             |
|   |                                | -                             |
| <b>Total grants to institutions in reporting period</b> |                                | <b>11,215 -</b>               |
| <b>Other unanalysed grants</b>                          |                                | <b>- -</b>                    |
| <b>TOTAL GRANTS PAID</b>                                |                                | <b>11,215 -</b>               |



**Note 15 Intangible assets**

Please complete this note if the charity has any intangible assets

N/A

**15.1 Cost or valuation**

|                          | Research & development | Patents and trademarks | Other | Total |
|--------------------------|------------------------|------------------------|-------|-------|
|                          | £                      | £                      | £     | £     |
| At beginning of the year | -                      | -                      | -     | -     |
| Additions                | -                      | -                      | -     | -     |
| Disposals                | -                      | -                      | -     | -     |
| Revaluations             | -                      | -                      | -     | -     |
| Transfers *              | -                      | -                      | -     | -     |
| At end of the year       | -                      | -                      | -     | -     |

**15.2 Amortisation and impairments**

| **Basis | SL or RB | SL or RB | SL or RB | SL or RB | Straight Line ("SL") or Reducing Balance ("RB") |
|---------|----------|----------|----------|----------|---|
| ** Rate |          |          |          |          |   |

|                          |   |   |   |   |
|--------------------------|---|---|---|---|
| At beginning of the year | - | - | - | - |
| Disposals                | - | - | - | - |
| Amortisation             | - | - | - | - |
| Impairment               | - | - | - | - |
| Transfers*               | - | - | - | - |
| At end of year           | - | - | - | - |

**15.3 Net book value**

|   |   |   |   |   |
|---|---|---|---|---|
| Net book value at the beginning of the year | - | - | - | - |
| Net book value at the end of the year       | - | - | - | - |

**15.4 Accounting policy**

Please disclose the accounting policy for intangible fixed assets including:

Reasons for choosing amortisation rates

Policies for the recognition of any capital development

|  |
|--|
|  |
|  |

**15.5 Impairment**

This year:

Please provide a description of the events and circumstances that led to the recognition or reversal of an impairment loss.

Last year:

|  |
|--|
|  |
|--|

N/A

Please provide a description of the events and circumstances that led to the recognition or reversal of an impairment loss.

|  |
|--|
|  |
|--|

**15.6 Revaluation**

If an accounting policy of revaluation is adopted, please provide:

the effective date of the revaluation

the name of independent valuer, if applicable

the methods applied

the carrying amount that would have been recognised had the assets been carried under the cost model.

| This year | Last year |
|-----------|-----------|
|           |           |
|           |           |
|           |           |
|           |           |

**15.7 Other disclosures**

(i) If your intangible asset was acquired by way of grant, provide value on initial recognition and carrying amount of the asset.

(ii) Details of the carrying amounts of any intangible assets to which the charity has restricted title or that are pledged as security for liabilities.

(iii) Please provide the amount of contractual commitments for the acquisition of intangible assets.

(iv) State the amount of research and development expenditure recognised as expenditure in the year.

(v) Please detail the headings in the SOFA in which a charge for amortisation of intangible assets is included.

(vi) For any material intangible assets, please provide a description, its carrying amount and any remaining amortisation period.

|  |  |
|--|--|
|  |  |
|  |  |
|  |  |
|  |  |
|  |  |
|  |  |

\* The "transfers" row is for movements between fixed asset categories.

\*\* Please indicate the method of depreciation by deleting the method not applicable (SL = straight line; RB = reducing balance). Also please indicate the rate of depreciation: for straight line, what is the anticipated life of the asset (in years); for reducing balance, what is the percentage annual deduction.

**Note 16 Heritage assets**

Please complete this note if the charity has heritage assets

N/A

**16.1 General disclosures for all charities holding heritage assets**

|  | This year | Last year |
|--|-----------|-----------|
| (i) Explain the nature and scale of heritage assets held.  |           |           |
| (ii) Explain the policy for the acquisition, preservation, management and disposal of heritage assets. |           |           |

**16.2 Cost or valuation**

|                          | Heritage asset<br>1<br>£ | Heritage asset<br>2<br>£ | Heritage asset<br>3<br>£ | Heritage asset<br>4<br>£ | Total<br>£ |
|--------------------------|--------------------------|--------------------------|--------------------------|--------------------------|------------|
| At beginning of the year | -                        | -                        | -                        | -                        | -          |
| Additions                | -                        | -                        | -                        | -                        | -          |
| Disposals                | -                        | -                        | -                        | -                        | -          |
| Revaluations             | -                        | -                        | -                        | -                        | -          |
| Transfers *              | -                        | -                        | -                        | -                        | -          |
| At end of the year       | -                        | -                        | -                        | -                        | -          |

**16.3 Depreciation and impairments**

| **Basis |  |  |  |  |  | Straight Line ("SL") or Reducing Balance |
|---------|--|--|--|--|--|--|
| ** Rate |  |  |  |  |  |  |

|                          |   |   |   |   |   |
|--------------------------|---|---|---|---|---|
| At beginning of the year | - | - | - | - | - |
| Disposals                | - | - | - | - | - |
| Depreciation             | - | - | - | - | - |
| Impairment               | - | - | - | - | - |
| Transfers*               | - | - | - | - | - |
| At end of year           | - | - | - | - | - |

**16.4 Net book value**

|   |   |   |   |   |   |
|---|---|---|---|---|---|
| Net book value at the beginning of the year | - | - | - | - | - |
| Net book value at the end of the year       | - | - | - | - | - |

**16.5 Impairment**

**This year**

Please provide a description of the events and circumstances that led to the recognition or reversal of an impairment loss.

**Last year**

Please provide a description of the events and circumstances that led to the recognition or reversal of an impairment loss.

**16.6 Revaluation**

If an accounting policy of revaluation is adopted, please provide:

the effective date of the revaluation

the name of independent valuer, if applicable

qualifications of independent valuer

| This year | Last year |
|-----------|-----------|
|           |           |
|           |           |
|           |           |

N/A

the methods applied and significant assumptions

any significant limitations on the valuation

|  |  |
|--|--|
|  |  |
|  |  |

16.7 Analysis of heritage assets by class or group distinguishing those at cost and those at valuation

|  | At valuation Group A<br>£ | At cost Group B<br>£ | Total<br>£ |
|--|---------------------------|----------------------|------------|
| Carrying amount at the beginning of the period | -                         | -                    | -          |
| Additions                                      | -                         | -                    | -          |
| Disposals                                      | -                         | -                    | -          |
| Depreciation/impairment                        | -                         | -                    | -          |
| Revaluation                                    | -                         | -                    | -          |
| Carrying amount at the end of period           | -                         | -                    | -          |

16.8 Heritage assets (where heritage assets are not recognised on the balance sheet)

|   | This year | Last year |
|---|-----------|-----------|
| (i) Explain the reason why heritage assets have not been recognised on the balance sheet.   |           |           |
| (ii) Describe the significance and nature of heritage assets.                               |           |           |
| (iii) Disclose information that is helpful in assessing the value of heritage assets.       |           |           |
| (iv) Explain the reason why it is not practicable to obtain a valuation of heritage assets. |           |           |

16.9 Five year summary of heritage assets transactions

|                                    | 2015<br>£ | 2014<br>£ | 2013<br>£ | 2012<br>£ | 2011<br>£ |
|------------------------------------|-----------|-----------|-----------|-----------|-----------|
| <b>Purchases</b>                   |           |           |           |           |           |
| Group A                            | -         | -         | -         | -         | -         |
| Group B                            | -         | -         | -         | -         | -         |
| Group C                            | -         | -         | -         | -         | -         |
| Other                              | -         | -         | -         | -         | -         |
| <b>Donations</b>                   |           |           |           |           |           |
| Group A                            | -         | -         | -         | -         | -         |
| Group B                            | -         | -         | -         | -         | -         |
| Group C                            | -         | -         | -         | -         | -         |
| Other                              | -         | -         | -         | -         | -         |
| <b>Total additions</b>             | -         | -         | -         | -         | -         |
| <b>Charge for impairment</b>       |           |           |           |           |           |
| Group A                            | -         | -         | -         | -         | -         |
| Group B                            | -         | -         | -         | -         | -         |
| Group C                            | -         | -         | -         | -         | -         |
| Other                              | -         | -         | -         | -         | -         |
| <b>Total charge for impairment</b> | -         | -         | -         | -         | -         |
| <b>Disposals</b>                   |           |           |           |           |           |
| Group A - carrying amount          | -         | -         | -         | -         | -         |
| Group B - carrying amount          | -         | -         | -         | -         | -         |
| Group C                            | -         | -         | -         | -         | -         |
| Other                              | -         | -         | -         | -         | -         |
| <b>Total disposals</b>             | -         | -         | -         | -         | -         |

**Note 17 Investment assets**

Please complete this note if the charity has any investment assets.

**17.1 Fixed assets investments (please provide for each class of investment)**

|   | Cash & cash equivalents | Listed investments | Investment properties | Social investments | Other | Total     |
|---|-------------------------|--------------------|-----------------------|--------------------|-------|-----------|
| Carrying (fair) value at beginning of period  | -                       | -                  | 2,259,171             | -                  | -     | 2,259,171 |
| Add: additions to investments during period*  | -                       | -                  | 432,195               | -                  | -     | 432,195   |
| Less: disposals at carrying value             | -                       | -                  | 1,120,426             | -                  | -     | 1,120,426 |
| Less: impairments                             | -                       | -                  | -                     | -                  | -     | -         |
| Add: Reversal of impairments                  | -                       | -                  | -                     | -                  | -     | -         |
| Add/(deduct): transfer in/(out) in the period | -                       | -                  | -                     | -                  | -     | -         |
| Add/(deduct): net gain/(loss) on revaluation  | -                       | -                  | 74,060                | -                  | -     | 74,060    |
| Carrying (fair) value at end of year          | -                       | -                  | 1,645,000             | -                  | -     | 1,645,000 |

\*Please specify additions resulting from acquisitions through business combinations, if any.

N/A

Please note that Fair Value in this context is the amount for which an asset could be exchanged between knowledgeable and willing parties in an arm's length transaction. For traded securities, the fair value is the value of the security quoted on the London Stock Exchange Daily Official List or equivalent. For other assets where there is no market price on a traded market, it is the trustees' or valuers' best estimate of fair value.

**17.2 Please provide a breakdown of investments shown above agreeing with the balance sheet row B04 differentiating between those held at fair value and those held at cost less impairment.**

This year:  
Analysis of investments

Cash or cash equivalents  
Listed investments  
Investment properties  
Social investments  
Other investments  
Total  
Grand total (Fair value at year end+Cost less impairment)

| Fair value at year end | Cost less impairment |
|------------------------|----------------------|
| £                      | £                    |
| -                      | -                    |
| -                      | -                    |
| 1,645,000              | -                    |
| -                      | -                    |
| -                      | -                    |
| 1,645,000              | -                    |
| 1,645,000              | -                    |

Last year:  
Analysis of investments

Cash or cash equivalents  
Listed investments  
Investment properties  
Social investments  
Other investments  
Total  
Grand total (Fair value at year end+Cost less impairment)

| Fair value at year end | Cost less impairment |
|------------------------|----------------------|
| £                      | £                    |
| -                      | -                    |
| -                      | -                    |
| 2,259,171              | -                    |
| -                      | -                    |
| -                      | -                    |
| 2,259,171              | -                    |
| 2,259,171              | -                    |

Investment properties held for both this year and last comprised a) a let terraced house in London SE10 (valued at £895,000 - no revaluation in either year), and b) a let residential barn in Staplehurst, Kent (valued at £750,000 - reduced by £74,060 this year). The fair value can be determined from the net sale price of equivalent properties. Last year, investment properties also comprised a residential east house and related property which were sold this year at a gain of £129,495.

17.3 If your charity holds investment properties, please complete the following note:

- (i) Explain the methods and significant assumptions in determining the fair value of investment property held by the charity
- (ii) Name or independent valuer, if applicable, and relevant qualifications
- (iii) Provide details of any restrictions on the ability to realise investment property or on the remittance of income or disposal proceeds
- (iv) Explain any contractual obligations for the purchase, construction or development of investment property or for repairs, maintenance or enhancements

| This year | Last year |
|-----------|-----------|
|           |           |
|           |           |
| N/A       | N/A       |
| N/A       | N/A       |

17.4 Please provide a breakdown of current asset investments, if applicable, agreeing with the balance sheet.

Analysis of current asset investments

N/A

- Cash or cash equivalents
- Listed investments
- Investment properties
- Social investments
- Other investments
- Total

| This year | Last year |
|-----------|-----------|
| £         | £         |
| -         | -         |
| -         | -         |
| -         | -         |
| -         | -         |
| -         | -         |
| -         | -         |

17.5 Guarantees

N/A

Please provide details and amount of any guarantee made to or on behalf of a third party

Name of the entity or entities benefitting from those guarantees

Please explain how the guarantee furthers the charity's aims

| This year |  |
|-----------|--|
|           |  |
|           |  |
|           |  |

17.6 Concessory loans

Amount of concessory loans made (Multiple loans made may be disclosed in aggregate provided that such aggregation does not obscure significant information).

| Description  | This year | This year £<br>Last |
|--------------|-----------|---------------------|
| N/A          | -         | -                   |
|              | -         | -                   |
|              | -         | -                   |
|              | -         | -                   |
| <b>Total</b> | -         | -                   |

Amount of concessory loans received (Multiple loans received may be disclosed in aggregate provided that such aggregation does not obscure significant information).

| Description                                  | This year | This year £<br>Last |
|--|-----------|---------------------|
| Loan advanced by Simon Evans (Trustee)       | 0         | 145,396             |
| The year end balance reduced from            |           | -                   |
| £967,465 (last year) to £149,739 (this year) |           | -                   |
| <b>Total</b>                                 | 0         | 145,396             |

Terms and conditions eg interest rate, security provided

| This year       | Last year       |
|-----------------|-----------------|
| See note below* | See note below* |

Value of any concessory loans which have been committed but not taken up at the reporting date

|     |         |
|-----|---------|
| N/A | £12,535 |
|-----|---------|

Amounts payable within 1 year

|     |     |
|-----|-----|
| N/A | N/A |
|-----|-----|

Amounts payable after more than 1 year

|          |          |
|----------|----------|
| £149,739 | £967,465 |
|----------|----------|

Amounts receivable within 1 year

|     |     |
|-----|-----|
| N/A | N/A |
|-----|-----|

Amounts receivable after more than 1 year

|     |     |
|-----|-----|
| N/A | N/A |
|-----|-----|

17.7 Additional information

Please provide information about the significance of investments to the charity's financial position or performance eg. terms and conditions of loans or the use of hedging to manage financial risk.

| This year | Last year |
|-----------|-----------|
| N/A       | N/A       |

For all investments measured at fair value, the basis for determining the value, including any assumptions applied when using a valuation technique.

|     |     |
|-----|-----|
| N/A | N/A |
|-----|-----|

Where a charity has provided financial assets as a form of security, the carrying amount of the financial asset pledged as security and the terms and conditions relating to its pledge.

|     |     |
|-----|-----|
| N/A | N/A |
|-----|-----|

\* Note re concessory loans - To enhance the Charity's Investment Property Fund by enabling it to purchase rental property, and thus to provide income for the Charity's activities, Mr Evans (a trustee) agreed to advance up to £980,000 (as at the 2020 year end) on concessory terms. The loan is unsecured and is interest free. It is on limited recourse terms in that it is only repayable from the Charity's unencumbered assets. The loan balance has reduced as described above.

## Note 18

## Stocks

N/A

Please complete this note if the charity holds any stock items

18.1 Please state the carrying amount of stock and work in progress analysed between activities.

|                                  | Stock            |            | Donated goods    |            | Work in progress |
|----------------------------------|------------------|------------|------------------|------------|------------------|
|                                  | For distribution | For resale | For distribution | For resale |                  |
|                                  | £                | £          | £                | £          |                  |
| <b>Charitable activities:</b>    |                  |            |                  |            |                  |
| <i>Opening</i>                   | -                | -          | -                | -          | -                |
| <i>Added in period</i>           | -                | -          | -                | -          | -                |
| <i>Expensed in period</i>        | -                | -          | -                | -          | -                |
| <i>Impaired</i>                  | -                | -          | -                | -          | -                |
| <i>Closing</i>                   | -                | -          | -                | -          | -                |
| <b>Other trading activities:</b> |                  |            |                  |            |                  |
| <i>Opening</i>                   | -                | -          | -                | -          | -                |
| <i>Added in period</i>           | -                | -          | -                | -          | -                |
| <i>Expensed in period</i>        | -                | -          | -                | -          | -                |
| <i>Impaired</i>                  | -                | -          | -                | -          | -                |
| <i>Closing</i>                   | -                | -          | -                | -          | -                |
| <b>Other:</b>                    |                  |            |                  |            |                  |
| <i>Opening</i>                   | -                | -          | -                | -          | -                |
| <i>Added in period</i>           | -                | -          | -                | -          | -                |
| <i>Expensed in period</i>        | -                | -          | -                | -          | -                |
| <i>Impaired</i>                  | -                | -          | -                | -          | -                |
| <i>Closing</i>                   | -                | -          | -                | -          | -                |
| <b>Total this year</b>           | -                | -          | -                | -          | -                |
| <b>Total previous year</b>       | -                | -          | -                | -          | -                |

| This year | Last year |
|-----------|-----------|
| £         | £         |
|           |           |

18.2 Please specify the carrying amount of any stocks pledged as security for liabilities

**Note 19 Debtors and prepayments**

N/A

*Please complete this note if the charity has any debtors or prepayments.*

**19.1 Analysis of debtors**

Trade debtors

Prepayments and accrued income

Other debtors

Total

| This year | Last year |
|-----------|-----------|
| £         | £         |
| -         | -         |
| -         | -         |
| -         | -         |
| -         | -         |

*Please complete 19.2 where a material debtor is recoverable more than a year after the reporting date.*

**19.2 Analysis of debtors recoverable in more than 1 year (included in debtors above)**

Trade debtors

Prepayments and accrued income

Other debtors

| This year | Last year |
|-----------|-----------|
| £         | £         |
| -         | -         |
| -         | -         |
| -         | -         |
| -         | -         |
| Total     | -         |

**Note 20 Creditors and accruals**

Please complete this note if the charity has any creditors or accruals.

**20.1 Analysis of creditors**

|  | Amounts falling due within one year |                | Amounts falling due after more than one year |                |
|--|-------------------------------------|----------------|--|----------------|
|  | This year<br>£                      | Last year<br>£ | This year<br>£                               | Last year<br>£ |
| Accruals for grants payable  | -                                   | -              | -  | -              |
| Bank loans and overdrafts  | -                                   | -              | -  | -              |
| Trade creditors  | -                                   | -              | -  | -              |
| Payments received on account for contracts or performance-related grants | -                                   | -              | -  | -              |
| Accruals and deferred income   | -                                   | -              | -  | -              |
| Taxation and social security   | -                                   | -              | -  | -              |
| Other creditors - <i>concessional loan (see note 17.6)</i>               | -                                   | -              | 145,396                                      | 967,465        |
| <b>Total</b>   | -                                   | -              | 145,396                                      | 967,465        |

**20.2 Deferred income**

Please complete this note if the charity has deferred income.

Please explain the reasons why income is deferred.

*N/A*

| This year | Last year |
|-----------|-----------|
|           |           |

**Movement in deferred income account**

*N/A*

Balance at the start of the reporting period  
 Amounts added in current period  
 Amounts released to income from previous periods  
 Balance at the end of the reporting period

| This year<br>£ | Last year<br>£ |
|----------------|----------------|
| -              | -              |
| -              | -              |
| -              | -              |
| -              | -              |

**Note 21 Provisions for liabilities and charges**

N/A

Please complete this note if you have included in charity expenditure any provisions. A provision is made when the charity has a liability of uncertain timing or amount.

**21.1 Movements in recognised provisions and funding commitment during the period**

Balance at the start of the reporting period  
 Amounts added in current period  
 Amounts charged against the provision in the current period  
 Unused amounts reversed during the period  
 Balance at the end of the reporting period

| This year<br>£ | Last year<br>£ |
|----------------|----------------|
| -              | -              |
| -              | -              |
| -              | -              |
| -              | -              |
| -              | -              |

**21.2 Please provide:**

- a brief description of any obligations on the balance sheet and the expected amount and timing of resulting payments;
- an indication of the uncertainties about the amount or timing of those outflows; and
- the amount of any expected reimbursement, stating the amount of any asset that has been recognised for that expected reimbursement.

| This year | Last year |
|-----------|-----------|
|           |           |
|           |           |
|           |           |

**21.3 For any funding commitment that is not recognised as a liability or provision, provide details of commitment made, the time frame of that commitment, any performance-related conditions and details of how the commitment will be funded (with contracts for capital expenditure separately identified).**

| This year | Last year |
|-----------|-----------|
|           |           |

**21.4 Where unrestricted funds have been designated to a fund commitment, please disclose the nature of any amounts designated and the likely timing of that expenditure.**

|  |  |
|--|--|
|  |  |
|--|--|

## Note 22 Other disclosures for debtors, creditors and other basic financial instruments

N/A

22.1 Please provide information about the significance of financial instruments (eg. debtors, creditors, investments etc) to the charity's financial position or performance, for example, the terms and conditions of loans or the use of hedging to manage financial risk.

| This year | Last year |
|-----------|-----------|
|           |           |

22.2 If the charity has provided financial assets as a form of security, the carrying amount of the financial assets pledged as security and the terms and conditions related to its pledge should be given here.

|  |  |
|--|--|
|  |  |
|--|--|

**Note 23 Contingent liabilities and contingent assets**

**23.1 Contingent liabilities**

N/A

Where the charity has contingent liabilities, please complete the following section unless the possibility of their existence is remote.

This year

| Description of item including its legal nature. Please describe any security provided in connection to the liability. | Estimate of financial effect |
|---|------------------------------|
|   |                              |
|   |                              |
|   |                              |
|   |                              |

Last year

| Description of item including its legal nature. Please describe any security provided in connection to the liability. | Estimate of financial effect |
|---|------------------------------|
|   |                              |
|   |                              |
|   |                              |
|   |                              |

**23.2 Contingent assets**

N/A

Where the charity has contingent assets, please complete the following section when their existence is probable

This year

| Description of item | Estimate of financial effect |
|---------------------|------------------------------|
|                     |                              |
|                     |                              |
|                     |                              |
|                     |                              |

Last year

| Description of item | Estimate of financial effect |
|---------------------|------------------------------|
|                     |                              |
|                     |                              |
|                     |                              |
|                     |                              |

**23.4 Other disclosures for contingent assets and/or liabilities**

N/A

Please provide the following information where practicable:

Explain any uncertainties relating to the amount or timing of settlement; and the possibility of any reimbursement

Where it is not practical to make one or more of these disclosures, please state this fact

|  | This year | Last year |
|--|-----------|-----------|
| Explain any uncertainties relating to the amount or timing of settlement; and the possibility of any reimbursement |           |           |
| Where it is not practical to make one or more of these disclosures, please state this fact                         |           |           |

**Note 24**      **Cash at bank and in hand**

Short term cash investments (less than 3 months maturity date)  
Short term deposits  
Cash at bank and on hand  
Other  
Total

| This year<br>£ | Last year<br>£ |
|----------------|----------------|
| -              | -              |
| -              | -              |
| 4,652 -        | 11 -           |
| -              | -              |
| 4,652 -        | 11 -           |

**Note 25 Fair value of assets and liabilities**

|   | This year | Last year |
|---|-----------|-----------|
| <p>25.1 Please provide details of the charity's exposure to credit risk (the risk of incurring a loss due to a debtor not paying what is owed), liquidity risk (the risk of not being able to meet short term financial demands) and market risk (the risk that the value of an investment will fall due to changes in the market) arising from financial instruments to which the charity is exposed at the end of the reporting period and explain how the charity manages those risks.</p> | N/A       | N/A       |
| <p>25.2 Please give details of the amount of change in the fair value of basic financial instruments (debtors, creditors, investments (see section 11, FRS 102 SORP)) measured at fair value through the SoFA that is attributable to changes in credit risk.</p>   | N/A       | N/A       |

**Note 26**                      **Events after the end of the reporting period**  
*Please complete this note events (not requiring adjustment to the accounts) have occurred after the end of the reporting period but before the accounts are authorised which relate to conditions that arose after the end of the reporting*

|  | This year | Last year |
|--|-----------|-----------|
| <p><b>Please provide details of the nature of the event</b></p>  | N/A       | N/A       |
| <p><b>Provide an estimate of the financial effect of the event or a statement that such an estimate cannot be made</b></p> | N/A       | N/A       |





## Note 27

## Charity funds (cont)

## 27.3 Transfers between funds

## This year

|   | Reason for transfer and where endowment is converted to income, legal power for its conversion | Amount |
|---|--|--------|
| Between unrestricted and restricted funds | N/A  |        |
| Between endowment and restricted funds    | N/A  |        |
| Between endowment and unrestricted funds  | N/A  |        |
|   |  |        |

## Last year

|   | Reason for transfer and where endowment is converted to income, legal power for its conversion   | Amount  |
|---|--|---------|
| Between unrestricted and restricted funds | N/A  |         |
| Between endowment and restricted funds    | N/A  |         |
| Between endowment and unrestricted funds  | It was determined that a surplus in the Unrestricted Fund should become part of the Investment Property Fund (ie "expendable endowment") as permitted by the founding Trust Deed | £34,500 |
|   |  |         |

## 27.4 Designated funds

## This year

| Planned use | Purpose of the designation | Amount |
|-------------|----------------------------|--------|
|             | N/A                        |        |
|             |                            |        |
|             |                            |        |
|             |                            |        |
|             |                            |        |
|             |                            |        |

## Last year

| Planned use | Purpose of the designation | Amount |
|-------------|----------------------------|--------|
|             | N/A                        |        |
|             |                            |        |
|             |                            |        |
|             |                            |        |
|             |                            |        |
|             |                            |        |

**Note 28 Transactions with trustees and related parties**

*If the charity has any transactions with related parties (other than the trustee expenses explained in guidance notes) details of such transactions should be provided in this note. If there are no transactions to report, please enter "True" in the box or "False" if there are transactions to report.*

**28.1 Trustee remuneration and benefits**

This year

None of the trustees have been paid any remuneration or received any other benefits from an employment with their charity or a related entity (True or False)

TRUE

*In the period the charity has paid trustees remuneration and benefits. Please give the amount of, and legal authority for, any remuneration or other benefits paid to a trustee by the charity or any institution or company connected with it.*

N/A

| Name of trustee | Legal authority (eg order, governing document) | Amounts paid or benefit value |                      |   |       |       |
|-----------------|--|-------------------------------|----------------------|---|-------|-------|
|                 |  | Remuneration                  | Pension contribution | Redundancy (including loss of office)/ex gratia | Other | TOTAL |
|                 |  | £                             | £                    | £   | £     | £     |
|                 |  | -                             | -                    | -   | -     | -     |
|                 |  | -                             | -                    | -   | -     | -     |
|                 |  | -                             | -                    | -   | -     | -     |
|                 |  | -                             | -                    | -   | -     | -     |

*Please give details of why remuneration or other employment benefits were paid.*

*Where an ex gratia payment has been made to a trustee, provide an explanation of the nature of the payment.*

Last year

None of the trustees have been paid any remuneration or received any other benefits from an employment with their charity or a related entity (True or False)

TRUE

*In the period the charity has paid trustees remuneration and benefits. Please give the amount of, and legal authority for, any remuneration or other benefits paid to a trustee by the charity or any institution or company connected with it.*

N/A

| Name of trustee | Legal authority (eg order, governing document) | Amounts paid or benefit value |                      |   |       |       |
|-----------------|--|-------------------------------|----------------------|---|-------|-------|
|                 |  | Remuneration                  | Pension contribution | Redundancy (including loss of office)/ex gratia | Other | TOTAL |
|                 |  | £                             | £                    |   | £     | £     |
|                 |  | -                             | -                    | -   | -     | -     |
|                 |  | -                             | -                    | -   | -     | -     |
|                 |  | -                             | -                    | -   | -     | -     |
|                 |  | -                             | -                    | -   | -     | -     |

*Please give details of why remuneration or other employment benefits were paid.*

*Where an ex gratia payment has been made to a trustee, provide an explanation of the nature of the payment.*

**28.2 Trustees' expenses**

If the charity has paid trustees expenses for fulfilling their duties, details of such transactions should be provided in this note. If there are no transactions to report, please enter "True" in the box below. If there are transactions to report, please enter "False".

No trustee expenses have been incurred (True or False)

TRUE

| Type of expenses reimbursed | This year | Last year |
|-----------------------------|-----------|-----------|
|                             | £         | £         |
| Travel                      | -         | -         |
| Subsistence                 | -         | -         |
| Accommodation               | -         | -         |
| Other (please specify):     | -         | -         |
|                             | -         | -         |
| <b>TOTAL</b>                | -         | -         |

Please provide the number of trustees reimbursed for expenses or who had expenses paid by the charity

|  |  |
|--|--|
|  |  |
|--|--|

**28.3 Transaction(s) with related parties**

Please give details of any transaction undertaken by (or on behalf of) the charity in which a related party has a material interest, including where funds have been held as agent for related parties. If there are no such transactions, please enter 'true' in the box provided.

This year

There have been no related party transactions in the reporting period (True or False)

TRUE

| Name of the trustee or related party | Relationship to charity | Description of the transaction(s) | Amount | Balance at period end | Provision for bad debts at period end | Amounts written off during reporting period |
|--------------------------------------|-------------------------|-----------------------------------|--------|-----------------------|---------------------------------------|---|
|                                      |                         |                                   | £      | £                     | £                                     | £   |
|                                      |                         |                                   |        |                       |                                       |   |
|                                      |                         |                                   |        |                       |                                       |   |
|                                      |                         |                                   |        |                       |                                       |   |

In relation to the transactions above, please provide the terms and conditions, including any security and the nature of any payment (consideration) to be provided in settlement.

|  |
|--|
|  |
|--|

For any related party, please provide details of any guarantees given or received.

|  |
|--|
|  |
|--|

Last year

There have been no related party transactions in the reporting period (True or False)

TRUE

| Name of the trustee or related party | Relationship to charity | Description of the transaction(s) | Amount | Balance at period end | Provision for bad debts at period end | Amounts written off during reporting period |
|--------------------------------------|-------------------------|-----------------------------------|--------|-----------------------|---------------------------------------|---|
|                                      |                         |                                   | £      | £                     | £                                     | £   |
|                                      |                         |                                   |        |                       |                                       |   |
|                                      |                         |                                   |        |                       |                                       |   |
|                                      |                         |                                   |        |                       |                                       |   |

In relation to the transactions above, please provide the terms and conditions, including any security and the nature of any payment (consideration) to be provided in settlement.

|  |
|--|
|  |
|--|

For any related party, please provide details of any guarantees given or received.

|  |
|--|
|  |
|--|

**Note 29 Additional Disclosures**

The following are significant matters which are not covered in other notes and need to be included to provide proper understanding of the accounts. If there is insufficient room here, please add a separate sheet.

---

N/A