

# HARBOUR COMMUNITY CHURCH, FOLKESTONE

England & Wales · Charity number 1140131

## Details

---

**Other names** HCC

**Status** Registered

**Legal form** Trust

**Registered** 2011-02-01

**Register** [View on the Charity Commission register](#)

## Contact

---

**Address** Harbour Community Church  
Canterbury Road  
Folkestone  
Kent  
CT19 5NR

**Phone** 01303 211732

**Email** [info@harbourchurch.co.uk](mailto:info@harbourchurch.co.uk)

**Website** [www.harbourchurch.co.uk](http://www.harbourchurch.co.uk)

## Activities

---

**Objects:** THE OBJECTS OF THE CHURCH ARE FOR THE BENEFIT OF THE PUBLIC: TO ADVANCE THE CHRISTIAN FAITH IN ACCORDANCE WITH THE STATEMENT OF BELIEFS IN SUCH WAYS AND IN SUCH PARTS OF THE UNITED KINGDOM OR THE WORLD AS THE TRUSTEES FROM TIME TO TIME MAY THINK FIT; TO RELIEVE SICKNESS AND FINANCIAL HARDSHIP AND TO PROMOTE AND PRESERVE GOOD HEALTH BY THE PROVISION OF FUNDS, GOODS OR SERVICES OF ANY KIND, INCLUDING THROUGH THE PROVISION OF COUNSELLING AND SUPPORT IN SUCH PARTS OF THE UNITED KINGDOM OR THE WORLD AS THE TRUSTEES FROM TIME TO TIME MAY THINK FIT; AND TO ADVANCE EDUCATION IN SUCH WAYS AND IN SUCH PARTS OF THE UNITED KINGDOM OR THE WORLD AS THE TRUSTEES FROM TIME TO TIME MAY THINK FIT.

**Activities:** The Charity promotes the Christian Faith through providing regular public worship and teaching for all; providing training, nurture and activities for children and young people; serving the community through giving pastoral care and support to members and others in need, particularly those in sickness, distress or poverty and providing premises and resources for community groups and activities.

## Classification

- **How:** Provides Human Resources, Provides Buildings/facilities/open Space, Provides Services, Provides Advocacy/advice/information
- **What:** The Prevention Or Relief Of Poverty, Overseas Aid/famine Relief, Religious Activities, Economic/community Development/employment
- **Who:** Children/young People, Elderly/old People, Other Charities Or Voluntary Bodies, Other Defined Groups, The General Public/mankind

## Geography

- **Area of benefit:** THE UNITED KINGDOM OR THE WORLD
- Kent

## Finances

| Period end | Income   | Expenditure | Assets | Employees |
|------------|----------|-------------|--------|-----------|
| 2025-06-30 | £208,651 | £205,101    | -      | -         |
| 2024-06-30 | £192,167 | £188,980    | -      | -         |
| 2023-06-30 | £166,841 | £153,083    | -      | -         |
| 2022-06-30 | £160,843 | £156,899    | -      | -         |
| 2021-06-30 | £137,085 | £159,878    | -      | -         |

## Trustees

| Name                    | Role | Appointed  |
|-------------------------|------|------------|
| David Williams          |      | 2024-07-10 |
| Gareth Ian Webber       |      |            |
| Imogen gGEORGE          |      | 2025-12-08 |
| JOSHUA JAMES COTTINGHAM |      | 2021-03-20 |
| Jo Nyirenda             |      | 2024-01-10 |
| KATY LOCKEY             |      | 2011-05-10 |
| Peter Graham Truss      |      | 2021-03-20 |

**HARBOUR COMMUNITY CHURCH, FOLKESTONE**

England & Wales - Charity number 1140131

---

# Accounts

---



## **Harbour Community Church Folkestone**

**Trustees' Report and Annual Accounts for the Year End 30 June 2025**

**Charity Registration Number: 1140131**

## Harbour Community Church Folkestone

### Charity Information

---

**Ministers:** Gareth & Sarah Webber and Mary-Jayne McCarthy

**Principal Address:** Harbour Church  
Canterbury Road  
Folkestone  
Kent  
CT19 5NR

**Bankers:** HSBC  
41 Sandgate Road  
Folkestone  
Kent  
CT20 1SA

**Independent Examiner:** Mr Daniel Payne FCCA  
Beresfords Chartered Certified Accountants  
1-2 Rhodium Point  
Spindle Close  
Hawkinge  
Folkestone  
Kent  
CT18 7TQ

# Harbour Community Church Folkestone

## Contents

---

|                                   | <b>Page</b> |
|-----------------------------------|-------------|
| Trustees' Report                  | 1 - 5       |
| Independent Examiner's Report     | 6           |
| Statement of Financial Activities | 7           |
| Balance Sheet                     | 8           |
| Notes to the Financial Statements | 9 -14       |

### **Constitution and Charitable Objectives**

The Church was constituted by a trust deed dated 20 May 2007 with the charitable objectives to:

Advance the Christian faith in accordance with the Statement of Beliefs in such ways and in such parts of the United Kingdom or the world as the Trustees from time to time may think fit,

Relieve sickness and financial hardship and to promote and preserve good health by the provision of funds, goods, or services of any kind, including through the provision of counselling and support in such parts of the United Kingdom or the world as the Trustees from time to time may think fit,

Advance education in such ways and in such parts of the United Kingdom or the world as the Trustees from time to time may think fit.

When planning activities for the period, the Trustees have considered the Charity Commission's guidance on public benefit and in particular the specific guidance for the advancement of religion. The charity promotes the Christian faith by providing regular public worship and teaching for all; providing training, nurture and activities for children and young people; serving the community through giving pastoral care and support to members and others in need, particularly those in sickness, distress or poverty and providing premises and resources for community groups and activities.

### **Financial Period**

The Financial Period was 1 July 2024 to 30 June 2025.

### **Premises**

The Church operates out of Harbour Church, formally St. Saviours.

### **Church Activities**

#### *Coffee Morning*

A weekly coffee morning, an outreach to the community, staffed by church volunteers. We take a voluntary donation for cake and coffee. The coffee morning runs every Thursday morning 10am – 12pm and we welcome in both church members and people from the wider community. The team leaders have been trained by the Trussell trust food bank to issue food bank vouchers when necessary.

#### *Church Weekly Service*

A relaxed, welcoming time with contemporary worship and engaging and relevant preaching, followed by refreshments and fellowship. There is a crèche available throughout the service and a Sunday School for primary school aged children during the latter part of the service.

### *Play Cafe*

An opportunity for younger children to play, do crafts, sing, and interact together in a relaxed and safe atmosphere and where parents and carers can enjoy a cup of coffee and spend time with other parents.

### *Harbour Kids*

A weekly children's club for primary school age children. Kids love the fast-moving programme that teaches them about God and the Bible in a fun way. Songs, stories, quizzes, memory verses, videos, and games make Harbour Kids the best place to be on a Wednesday night. We have attendance of between 50 and 60 per week.

### *Harbour Youth*

This is another opportunity for young people to hang out with friends but with a more spiritual focus as they engage in group activities and hear and discuss the big questions of life as they discover God's amazing plan for their lives. We have an average attendance of 50 each week.

### *Youth Connect*

A group for teens wanting to go deeper in their faith, and for those curious about getting to know God better. The Bible and faith are discussed in a frank and open manner. Primarily, Youth Connect is about spending time together and having loads of fun about being a young Christian.

### *Connect Groups*

An opportunity to build friendships with others from church. It's where members of the church come to share life, to talk about what God is doing in our lives and pray for one another. These small mid-week gatherings are open to all and are a vital part of our church.

### *Community Events*

As part of its commitment to the local community, the church organises two major events each calendar year: A Family Funday in July called 'Harbour Church Fun Day' which attracts over 1500 people for an afternoon of food, fun, creative activities, and music.

### *Support to Local Schools*

Experienced children's workers from the Church support local schools and teachers in preparing assemblies, with their RE curriculum and pastoral care of children.

### *Summer Camp*

The Youth Team took a group of over 25 young people to Limitless Festival in the Summer.

### *Connecting and Conferences*

Another unique aspect of Harbour Church is its ability to generate and host gatherings of different groups within the local community for both short and long-term purposes. Harbour Crochet has been meeting monthly since 2014. Harbour Church regularly provides regular meetings and activities for both men and women to connect and grow socially and spiritually.

### *Baby Basics Folkestone*

During the year Harbour Church partnered with Baby Basics, this involves assisting with finance and storage to enable Baby Basics to fulfil their aims. Baby Basics is a volunteer-led project aiming to support new mothers and families who are struggling to meet the financial and practical burden of looking after a new baby.

### **Wider Folkestone Community**

#### *Churches Together Folkestone*

The church is an active member of the wider Christian presence in Folkestone through Folkestone Churches Together (CTF), with members of Harbour Church's leadership being part of CTF's management and planning committees. CTF organise public acts of worship at Christmas and Easter, a variety of social activities for children, youth and older folk and encourage prayerful support for the civic life in Folkestone as well as many other practical and social activities.

#### *Folkestone Charities*

Harbour Church also financially supports other local Christian charities who share its aims and charitable objectives and encourages its members to participate in their activities. Organisations include the Folkestone Rainbow Centre, Operation Sunshine, Shepway Food Bank.

#### *Winter Shelter*

Church members participate in the Folkestone Churches 'Winter Shelter' programme for people who are homeless, which is run in conjunction with Shepway Council and other local agencies. During the winter months, different churches in Folkestone open their doors for one night each week to provide food, shelter, and a bed for the night, ensuring there is shelter and support for each day of the week. This ministry has developed into a broader referral and advice service for those using these facilities.

### **The Wider World**

In addition to its focus on the local community, Harbour Church also encouraged its members, youth, and children to engage with the wider world in mission and community development. The church commits a percentage of its unrestricted income to world mission which included support for people working in Romania and South Africa as well as activities with a more local focus.

Members of Harbour Church have worked alongside members of another church in Folkestone to raise money to build and support a primary school in Burkina Faso. Harbour Church also has links with Mission Aviation Fellowship who have their main offices in the town.

#### *Volunteer Support*

The trustees are extremely grateful to the dozens of volunteers from the church who give generously of their time, as without this very little of the activities outlined above would happen.

### *Building Repairs and Improvements*

During the accounting period, various building and roof works were made to repair or improve the building. The Trustees will look at fundraising options for future building works. New toilets and a new heating system was implemented in the year.

### *Financial Review.*

The income for the year was £208,651 which was £16,484 more than the previous period. The church has enjoyed seeing growth during this period as well as receiving a grant of £9,500 towards roof works. Total costs of £205,101 are £16,120 higher than the previous periods figure of £188,980. Free Reserves of £36,102 amount to 2.38 months of unrestricted expenditure. The Trustees aim to hold between three- and six-months' worth of expenditure.

Harbour Church aim to give 10% of the general income to missionaries and missions, overseas and in the UK. This provides long term support for people working overseas and finance for short term missions' projects and capital projects. Also, we often raise additional money for specific projects, e.g. school building construction. At the period end there was £704 in the Missions Fund, in comparison to £2,000 at the last period-End.

The Buildings Fund, had a balance of £5,000 at the year end maintaining the balance from the year prior.

### *Hardship Fund*

Trustees and Spiritual leadership agreed to initiate a Hardship fund in March 2020. The Hardship fund exists to help people in need within the Harbour Church family and anyone who approaches the church for assistance. Alongside the assistance from the fund all other avenues of aid will be signposted to the person receiving the help, such as: Foodbank, benefits, and local hot meals.

### *Church Affiliation*

Harbour Community Church is affiliated to the Assemblies of God.

### *Trustee Appointments*

New trustees are appointed by the Spiritual Leadership. All trustees must subscribe and adhere to, in belief and lifestyle, the Statement of Beliefs.

### *Investment Powers*

The Trust Deed authorises the Trustees to make and hold investments in accordance with the provisions of the Trustee Act 2000.

### *Statement of Trustees' Responsibilities*

The Trustees are responsible for preparing the trustees' report and the financial statements in accordance with the United Kingdom Accounting Standards (United Kingdom Generally Accepted Accountancy Practice) and applicable laws and regulations.

The law applicable to charities requires the trustees to prepare financial statements for each financial year which give a true and fair view of the state of affairs of the charity and of the

incoming resources and application of resources of the charity for that period. In preparing those financial statements, the trustees are required to:

- select suitable accounting policies and then apply them consistently;
- observe the methods and principles in the Charities SORP;
- make judgements and estimates that are reasonable and prudent;
- state whether applicable accounting standards have been followed, subject to any material departures disclosed and explained in the financial statements; and
- prepare the financial statements on the going concern basis unless it is inappropriate to presume that the charity will continue in business.

The Trustees are responsible for keeping proper accounting records that disclose with reasonable accuracy at any time the financial position of the charity and enable them to ensure the financial statements comply with the Charities Act 2011, the Charities (Accounts and Reports) Regulations 2008 and the provisions of the constitution. The trustees are also responsible for safeguarding the assets of the charity and hence for taking reasonable steps for the prevention and detection of fraud and other irregularities.

The trustees are responsible for the maintenance and integrity of the corporate and financial information included on the charity's website. Legislation governing the preparation and dissemination of financial statements may differ from legislation in other jurisdictions.

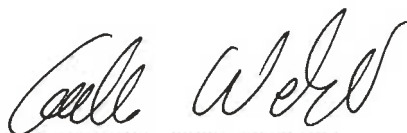
#### Trustees

The Trustees who served during the period were:

Rev Gareth Webber (Chairman)  
Christopher Kellers (resigned May 2024)  
Katy Lockey  
Peter Truss  
Joshua Cottingham  
Jo Nyirenda (appointed 10 January 2024)  
David Williams (appointed 10 July 2024)

#### Approval

This report was approved by the trustees on .....<sup>26<sup>th</sup> April 2026</sup>..... and signed on their behalf by Rev. Gareth Webber.



.....  
Rev. G Webber

## Harbour Community Church Folkestone

### Independent Examiner's Report to the Trustees of Harbour Community Church Folkestone

---

I report to the trustees on my examination of the accounts of Harbour Community Church Folkestone for the year ended 30<sup>th</sup> June 2025.

#### Responsibilities and basis of report

As the charity trustees of Harbour Community Church Folkestone you are responsible for the preparation of the accounts in accordance with the requirements of the Charities Act 2011 ('the Act').

I report in respect of my examination of the Harbour Community Church Folkestone accounts carried out under section 145 of the 2011 Act and in carrying out my examination I have followed all the applicable Directions given by the Charity Commission under section 145(5)(b) of the Act.

#### Independent examiner's statement

I have completed my examination. I confirm that no material matters have come to my attention in connection with the examination giving me cause to believe that in any material respect:

1. accounting records were not kept in respect of Harbour Community Church Folkestone as required by section 130 of the Act; or
2. the accounts do not accord with those records; or
3. the accounts do not comply with the accounting requirements concerning the form and content of accounts set out in the Charities (Accounts and Reports) Regulations 2008 other than any requirement that the accounts give a 'true and fair view' which is not a matter considered as part of an independent examination.

I have no concerns and have come across no other matters in connection with the examination to which attention should be drawn in this report in order to enable a proper understanding of the accounts to be reached.



.....  
Mr D Payne FCCA  
Beresfords  
Chartered Certified Accountants  
1-2 Rhodium Point  
Spindle Close  
Hawkinge  
Folkestone  
Kent  
CT18 7TQ

Date: 27th April 2026  
.....

Harbour Community Church Folkestone

Statement of Financial Activities  
For the Year End 30 June 2025

|   | NOTES | 2025           |               |                | 2024            |               |                |
|---|-------|----------------|---------------|----------------|-----------------|---------------|----------------|
|   |       | Unrestricted   | Restricted    | Total          | Unrestricted    | Restricted    | Total          |
|   |       | £              | £             | £              | £               | £             | £              |
| <b>INCOMING RESOURCES</b>               |       |                |               |                |                 |               |                |
| Voluntary Income                        | 2a    | 157,857        | 31,628        | 189,485        | 134,783         | 37,640        | 172,423        |
| Activities for Generating Funds         | 2b    | -              | -             | -              | -               | -             | -              |
| Income from Investments                 | 2c    | 1,755          | -             | 1,755          | 1,272           | -             | 1,272          |
| Church Activities                       | 2d    | 17,158         | 253           | 17,411         | 18,104          | 368           | 18,472         |
| Other Incoming Resources                | 2e    | -              | -             | -              | -               | -             | -              |
| <b>TOTAL INCOME</b>                     |       | <b>176,770</b> | <b>31,881</b> | <b>208,651</b> | <b>154,159</b>  | <b>38,008</b> | <b>192,167</b> |
| <b>RESOURCES EXPENDED</b>               |       |                |               |                |                 |               |                |
| Fundraising Trading Costs               | 3a    | -              | -             | -              | -               | -             | -              |
| Church Activities                       | 3b    | 177,167        | 21,848        | 199,015        | 162,800         | 22,874        | 185,674        |
| Governance                              | 3c    | 6,086          | -             | 6,086          | 3,306           | -             | 3,306          |
| <b>TOTAL EXPENDITURE</b>                |       | <b>183,253</b> | <b>21,848</b> | <b>205,101</b> | <b>166,106</b>  | <b>22,874</b> | <b>188,980</b> |
| Net Incoming Resources before Transfers |       | (6,483)        | 10,033        | 3,550          | (11,947)        | 15,134        | 3,187          |
| Fund Transfers                          |       | 2,781          | (2,781)       | -              | 1,683           | (1,683)       | -              |
| Net Movement in Funds                   |       | <b>(3,702)</b> | <b>7,252</b>  | <b>3,550</b>   | <b>(10,264)</b> | <b>13,451</b> | <b>3,187</b>   |
| <b>Brought Forward at 30 June 2024</b>  |       | <b>320,580</b> | <b>24,295</b> | <b>344,875</b> | <b>330,844</b>  | <b>10,844</b> | <b>341,688</b> |
| <b>Carried Forward at 30 June 2025</b>  |       | <b>316,878</b> | <b>31,547</b> | <b>348,425</b> | <b>320,580</b>  | <b>24,295</b> | <b>344,875</b> |

**Continuing Operations**

None of the Church's operations were acquired or discontinued during the above financial years.

**Total Recognised Gains and Losses**

The Church has no recognised gains or losses other than the income and expenditure for the two above years.

Harbour Community Church Folkestone

Balance Sheet  
As at 30 June 2025

|  |   | 2025           |               |                | 2024           |               |                |
|--|---|----------------|---------------|----------------|----------------|---------------|----------------|
|  |   | Unrestricted   | Restricted    | Total          | Unrestricted   | Restricted    | Total          |
|  |   | £              | £             | £              | £              | £             | £              |
| <b>FIXED ASSETS</b>                          |   |                |               |                |                |               |                |
| Tangible Assets                              | 6 | 226,855        | -             | 226,855        | 230,775        | -             | 230,775        |
|  |   | <u>226,855</u> | <u>-</u>      | <u>226,855</u> | <u>230,775</u> | <u>-</u>      | <u>230,775</u> |
| <b>CURRENT ASSETS</b>                        |   |                |               |                |                |               |                |
| Debtors                                      | 7 | 7,298          | 581           | 7,879          | 7,137          | 668           | 7,805          |
| Cash and Bank in Hand                        |   | 88,781         | 30,967        | 119,748        | 86,443         | 23,627        | 110,070        |
|  |   | <u>96,079</u>  | <u>31,548</u> | <u>127,627</u> | <u>93,580</u>  | <u>24,295</u> | <u>117,875</u> |
| <b>CURRENT LIABILITIES</b>                   |   |                |               |                |                |               |                |
| Creditors falling due within One Year        | 8 | 6,056          | -             | 6,056          | 3,775          | -             | 3,775          |
| <b>NET CURRENT ASSETS</b>                    |   | <u>90,023</u>  | <u>31,548</u> | <u>121,571</u> | <u>89,805</u>  | <u>24,295</u> | <u>114,100</u> |
| <b>TOTAL ASSETS LESS CURRENT LIABILITIES</b> |   | <u>316,878</u> | <u>31,548</u> | <u>348,426</u> | <u>320,580</u> | <u>24,295</u> | <u>344,875</u> |
| <b>REPRESENTED BY:</b>                       |   |                |               |                |                |               |                |
| Free Reserves                                | 9 | 36,102         | -             | 36,102         | 39,804         | -             | 39,804         |
| Designated Reserves                          | 9 | 280,776        | -             | 280,776        | 280,776        | -             | 280,776        |
| Restricted Reserves                          | 9 | -              | 31,548        | 31,548         | -              | 24,295        | 24,295         |
| <b>TOTAL FUNDS</b>                           |   | <u>316,878</u> | <u>31,548</u> | <u>348,426</u> | <u>320,580</u> | <u>24,295</u> | <u>344,875</u> |

This statement of account was approved by the Trustees and signed on their behalf by Rev. Gareth Webber, Chair of Trustees



For and on behalf of the Trustees

26 April 2026

Dated

## Harbour Community Church Folkestone

### Notes to the Financial Statements For the Year Ended 30 June 2025

---

#### 1) Accounting Policies

##### a) Basis of Accounting

The Financial Statements have been prepared in accordance with the Financial Reporting Standard applicable in the UK and Republic of Ireland (FRS 102) and Accounting and Reporting by Charities: Statement of Recommended Practice applicable to charities preparing their accounts in accordance with the Financial Reporting Standard applicable in the UK and Republic of Ireland (Charities SORP FRS 102).

Harbour Community Church meets the definition of a public benefit entity under FRS 102. The Financial Statements have been prepared under the historical cost convention except for Land and Buildings which is carried at deemed cost under the transitional

##### b) Funds

Free reserves represent the funds of the church that are not subject to any regulations regarding their use and are available for application on the general purposes of the Church.

The accounts include all transactions, assets and liabilities for which the Church is responsible in law.

##### c) Incoming Resources

###### *Voluntary Income and Capital Sources*

Collections are recognised when received by or on behalf of the Church.

Income tax recoverable on gift aid donations is recognised when the income is recognised.

Grants and legacies to the Church are accounted for as soon as the church is notified of its legal entitlement and the amount due.

Funds raised by fetes, garden parties and other similar events are accounted for gross.

###### *Other Ordinary Income*

Rental income from the letting of the Church premises is recognised when the rent is due.

###### *Income from Investments*

Dividends and interest are accounted for when receivable. Tax recoverable on such income is recognised in the same accounting year.

##### d) Fixed Assets

###### *Land and Buildings*

|                                 |           |                            |
|---------------------------------|-----------|----------------------------|
| Foord Road Church Hall *        | 85,000.00 | *** Professional Valuation |
| St. Saviours Church Building ** |           |                            |

No depreciation is charged on Land and Buildings as the Trustees believe that the market value is excess of the valuation provided.

\* The Foord Road Church Hall is let on a 10 year repairing lease to Sunflower House for a nominal rent of £1 per year.

\*\* During the 2019 accounting period Harbour Community Church completed the purchase of St. Saviours building for £1. A special was made asking congregation members, if they so wished, to contribute one pence each.

\*\*\* In March 2022 a professional valuation was made on Foord Road Church Hall and the Valuation is now deemed to be £85,000

###### *Other Assets*

Other Assets with a purchase price in excess of £1,000 with an estimated useful life of more than one year are capitalised and written off over their estimated useful life using the straight line method.

Harbour Community Church Folkestone

Notes to the Financial Statements (cont.)  
For the Year Ended 30 June 2025

|  | NOTES     | 2025           |               |                | 2024           |               |                |
|--|-----------|----------------|---------------|----------------|----------------|---------------|----------------|
|  |           | Unrestricted   | Restricted    | Total          | Unrestricted   | Restricted    | Total          |
|  |           | £              | £             | £              | £              | £             | £              |
| <b><u>INCOMING RESOURCES</u></b>       |           |                |               |                |                |               |                |
| Collections - Cash and Bank            |           | 132,783        | 27,776        | 160,559        | 111,502        | 34,945        | 146,447        |
| Gift Aid                               |           | 25,074         | 3,852         | 28,926         | 23,281         | 2,695         | 25,976         |
| <b>VOLUNTARY INCOME</b>                | <b>2a</b> | <b>157,857</b> | <b>31,628</b> | <b>189,485</b> | <b>134,783</b> | <b>37,640</b> | <b>172,423</b> |
| <b>ACTIVITIES FOR GENERATING FUNDS</b> |           |                |               |                |                |               |                |
| Bank Interest                          | <b>2b</b> | 1,755          | -             | 1,755          | 1,272          | -             | 1,272          |
| <b>INCOME FROM INVESTMENTS</b>         | <b>2c</b> | <b>1,755</b>   | <b>-</b>      | <b>1,755</b>   | <b>1,272</b>   | <b>-</b>      | <b>1,272</b>   |
| Ladies Conference                      |           | 5,821          | -             | 5,821          | 3,513          | -             | 3,513          |
| Church Fun Day                         |           | -              | -             | -              | -              | -             | -              |
| Party in the Dark                      |           | -              | -             | -              | -              | -             | -              |
| Compassion                             |           | -              | 253           | 253            | -              | 368           | 368            |
| Mobile Comics Factory                  |           | -              | -             | -              | -              | -             | -              |
| Rent Received                          |           | 6,097          | -             | 6,097          | 6,861          | -             | 6,861          |
| Grants                                 |           | -              | -             | -              | -              | -             | -              |
| Coffee Cash                            |           | -              | -             | -              | 490            | -             | 490            |
| Other                                  |           | 5,240          | -             | 5,240          | 7,240          | -             | 7,240          |
| <b>INCOME FROM CHURCH ACTIVITIES</b>   | <b>2d</b> | <b>17,158</b>  | <b>253</b>    | <b>17,411</b>  | <b>18,104</b>  | <b>368</b>    | <b>18,472</b>  |
| Miscellaneous                          |           | -              | -             | -              | -              | -             | -              |
| <b>OTHER INCOMING RESOURCES</b>        | <b>2e</b> | <b>-</b>       | <b>-</b>      | <b>-</b>       | <b>-</b>       | <b>-</b>      | <b>-</b>       |
| <b>TOTAL INCOMING RESOURCES</b>        |           | <b>176,770</b> | <b>31,881</b> | <b>208,651</b> | <b>154,159</b> | <b>38,008</b> | <b>192,167</b> |

Harbour Community Church Folkestone

Notes to the Financial Statements (cont.)  
For the Year Ended 30 June 2025

|  | NOTES     | 2025           |               |                | 2024           |               |                |
|--|-----------|----------------|---------------|----------------|----------------|---------------|----------------|
|  |           | Unrestricted   | Restricted    | Total          | Unrestricted   | Restricted    | Total          |
|  |           | £              | £             | £              | £              | £             | £              |
| <b>RESOURCES EXPENDED</b>                |           |                |               |                |                |               |                |
| <b>FUNDRAISING TRADING COSTS</b>         | <b>3a</b> | -              | -             | -              | -              | -             | -              |
| Building Running and General Maintenance |           | 8,004          | -             | 8,004          | 9,660          | -             | 9,660          |
| Cost of Services                         |           | 4,626          | -             | 4,626          | 6,670          | -             | 6,670          |
| Hospitality and Gifts                    |           | 2,170          | -             | 2,170          | 4,213          | -             | 4,213          |
| Insurance                                |           | 9,821          | -             | 9,821          | 9,436          | -             | 9,436          |
| Internship Expenditure                   |           | -              | -             | -              | -              | -             | -              |
| Leadership Development                   |           | 4,862          | -             | 4,862          | 6,725          | -             | 6,725          |
| MCF Expenditure                          |           | -              | -             | -              | -              | -             | -              |
| Office Expenditure                       |           | 5,935          | -             | 5,935          | 5,419          | -             | 5,419          |
| Personnel                                | 4         | 88,679         | -             | 88,679         | 79,672         | -             | 79,672         |
| Subscriptions                            |           | 2,317          | -             | 2,317          | 1,220          | -             | 1,220          |
| Sundry Expenditure                       |           | -              | -             | -              | -              | -             | -              |
| Telephone and Wi-Fi                      |           | 1,218          | -             | 1,218          | 1,206          | -             | 1,206          |
| <b>CHURCH RUNNING EXPENDITURE</b>        |           | <b>127,632</b> | <b>-</b>      | <b>127,632</b> | <b>124,221</b> | <b>-</b>      | <b>124,221</b> |
| Light and Heat                           |           | 14,482         | -             | 14,482         | 9,849          | -             | 9,849          |
| Depeciation                              |           | 3,921          | -             | 3,921          | 1,012          | -             | 1,012          |
| Repairs and Renewals                     |           | 3,202          | 3,233         | 6,435          | 940            | 6,221         | 7,161          |
| Set-up Expenses and Equipment            |           | 4,338          | -             | 4,338          | 3,001          | -             | 3,001          |
| Water                                    |           | 107            | -             | 107            | 807            | -             | 807            |
| <b>CHURCH BUILDING EXPENDITURE</b>       |           | <b>26,050</b>  | <b>3,233</b>  | <b>29,283</b>  | <b>15,609</b>  | <b>6,221</b>  | <b>21,830</b>  |
| Allotment                                |           | -              | -             | -              | -              | -             | -              |
| Harbour Church Conferences and Courses   |           | 4,281          | -             | 4,281          | 3,333          | -             | 3,333          |
| Harbour Church Fun Day                   |           | 2,510          | -             | 2,510          | 2,801          | -             | 2,801          |
| Harbour Church Winter Shelter            |           | -              | -             | -              | -              | -             | -              |
| One Off Activities                       |           | 3,179          | -             | 3,179          | 824            | -             | 824            |
| Party in the Dark                        |           | -              | -             | -              | -              | -             | -              |
| Youth and Children                       |           | 6,045          | -             | 6,045          | 6,334          | -             | 6,334          |
| Youth and Children Grants                |           | -              | -             | -              | -              | -             | -              |
| <b>CHURCH ACTIVITY EXPENDITURE</b>       |           | <b>16,015</b>  | <b>-</b>      | <b>16,015</b>  | <b>13,292</b>  | <b>-</b>      | <b>13,292</b>  |
| Burkina Faso                             |           | -              | 1,949         | 1,949          | -              | 5,000         | 5,000          |
| Churches Together Folkestone             |           | 100            | -             | 100            | 200            | -             | 200            |
| Compassion UK                            |           | -              | 432           | 432            | -              | 424           | 424            |
| Folkestone Rainbow Centre                |           | 300            | -             | 300            | 300            | -             | 300            |
| School Gifts / Work                      |           | -              | -             | -              | -              | 812           | 812            |
| Hardship Fund                            |           | -              | 267           | 267            | -              | 1,828         | 1,828          |
| Austria                                  |           | -              | -             | -              | -              | -             | -              |
| Goodchild                                |           | 525            | -             | 525            | 900            | -             | 900            |
| Baby Basics Folkestone                   |           | -              | 7,023         | 7,023          | -              | 3,616         | 3,616          |
| Romania                                  |           | -              | 8,944         | 8,944          | -              | 4,973         | 4,973          |
| South East Summer Camp                   |           | -              | -             | -              | -              | -             | -              |
| Limitless                                |           | 6,545          | -             | 6,545          | 8,278          | -             | 8,278          |
| Ukraine                                  |           | -              | -             | -              | -              | -             | -              |
| <b>MISSION EXPENDITURE</b>               |           | <b>7,470</b>   | <b>18,615</b> | <b>26,085</b>  | <b>9,678</b>   | <b>16,653</b> | <b>26,331</b>  |
| <b>TOTAL CHURCH EXPENDITURE</b>          | <b>3b</b> | <b>177,167</b> | <b>21,848</b> | <b>199,015</b> | <b>162,800</b> | <b>22,874</b> | <b>185,674</b> |
| AOG Contribution                         |           | 2,900          | -             | 2,900          | 1,316          | -             | 1,316          |
| Bank Charges                             |           | 284            | -             | 284            | 309            | -             | 309            |
| Legal and Professional Fees              |           | 2,902          | -             | 2,902          | 1,681          | -             | 1,681          |
| <b>GOVERNANCE COSTS</b>                  | <b>3c</b> | <b>6,086</b>   | <b>-</b>      | <b>6,086</b>   | <b>3,306</b>   | <b>-</b>      | <b>3,306</b>   |
| <b>TOTAL RESOURCES EXPENDED</b>          |           | <b>183,253</b> | <b>21,848</b> | <b>205,101</b> | <b>166,106</b> | <b>22,874</b> | <b>188,980</b> |

Harbour Community Church Folkestone

Notes to the Financial Statements (cont.)  
For the Year Ended 30 June 2025

|  | NOTES | 2025                        |                   |                | 2024                        |                   |                |
|--|-------|-----------------------------|-------------------|----------------|-----------------------------|-------------------|----------------|
|  |       | Unrestricted                | Restricted        | Total          | Unrestricted                | Restricted        | Total          |
|  |       | £                           | £                 | £              | £                           | £                 | £              |
| <b>WAGES AND SALARIES</b>  |       |                             |                   |                |                             |                   |                |
|  | 4     |                             |                   |                |                             |                   |                |
| Senior Pastor  | *     | 29,352                      | -                 | 29,352         | 27,366                      | -                 | 27,366         |
| Associate Pastor   | **    | 17,317                      | -                 | 17,317         | 15,329                      | -                 | 15,329         |
| Centre Manager   | *     | 13,994                      | -                 | 13,994         | 12,920                      | -                 | 12,920         |
| Pastor   |       | 17,317                      | -                 | 17,317         | 14,812                      | -                 | 14,812         |
| Youth Leader   | **    | 4,665                       | -                 | 4,665          | 3,221                       | -                 | 3,221          |
| Social Security Costs  |       | -                           | -                 | -              | -                           | -                 | -              |
| Pension Costs  |       | 6,034                       | -                 | 6,034          | 6,025                       | -                 | 6,025          |
|  |       | <b>88,679</b>               | <b>-</b>          | <b>88,679</b>  | <b>79,673</b>               | <b>-</b>          | <b>79,673</b>  |
| * = Trustee<br>** = Connected Party  |       |                             |                   |                |                             |                   |                |
| <b>TRUSTEE EXPENSES</b>  |       |                             |                   |                |                             |                   |                |
| During the year purchases were made by 4 Trustees and 2 connected parties in respect of out-of-pocket purchases which were fully reimbursed. (2024: 5 Trustees and 2 connected parties.) |       | 27,749                      | 1,182             | 28,932         | 27,997                      | 3,522             | 31,519         |
|  |       | <b>27,749</b>               | <b>1,182</b>      | <b>28,932</b>  | <b>27,997</b>               | <b>3,522</b>      | <b>31,519</b>  |
| <b>FIXED ASSETS</b>  |       |                             |                   |                |                             |                   |                |
|  | 6     |                             |                   |                |                             |                   |                |
|  |       | <b>Land &amp; Buildings</b> | <b>F&amp;F</b>    | <b>Total</b>   | <b>Land &amp; Buildings</b> | <b>F&amp;F</b>    | <b>Total</b>   |
| <b>COST / VALUATION</b>  |       |                             |                   |                |                             |                   |                |
| Balance Brought Forward  |       | 198,020                     | 33,768            | 231,788        | 198,020                     | 7,555             | 205,575        |
| Additions  |       | -                           | -                 | -              | -                           | 26,213            | 26,213         |
| Disposals  |       | -                           | -                 | -              | -                           | -                 | -              |
| Balance Carried Forward  |       | <b>198,020</b>              | <b>33,768</b>     | <b>231,788</b> | <b>198,020</b>              | <b>33,768</b>     | <b>231,788</b> |
| <b>DEPRECIATION</b>  |       |                             |                   |                |                             |                   |                |
| Balance Brought Forward  |       | -                           | 1,012             | 1,012          | -                           | -                 | -              |
| Charge for the Year  |       | -                           | 3,921             | 3,921          | -                           | 1,012             | 1,012          |
| Eliminated on Disposal   |       | -                           | -                 | -              | -                           | -                 | -              |
| Balance Carried Forward  |       | -                           | <b>4,933</b>      | <b>4,933</b>   | -                           | <b>1,012</b>      | <b>1,012</b>   |
| <b>NET BOOK VALUE</b>  |       |                             |                   |                |                             |                   |                |
| As at 30 June 2024   |       | 198,020                     | 32,755            | 230,775        | 198,020                     | 7,555             | 205,575        |
| As at 30 June 2025   |       | <b>198,020</b>              | <b>28,835</b>     | <b>226,855</b> | <b>198,020</b>              | <b>32,755</b>     | <b>230,775</b> |
| <b>DEBTORS AND PREPAID EXPENSES</b>  |       |                             |                   |                |                             |                   |                |
|  | 7     | <b>Unrestricted</b>         | <b>Restricted</b> | <b>Total</b>   | <b>Unrestricted</b>         | <b>Restricted</b> | <b>Total</b>   |
| Gift Aid Recoverable   |       | 4,846                       | 581               | 5,427          | 4,809                       | 668               | 5,477          |
| Other Debtors  |       | -                           | -                 | -              | -                           | -                 | -              |
| Prepayments  |       | 2,452                       | -                 | 2,452          | 2,328                       | -                 | 2,328          |
|  |       | <b>7,298</b>                | <b>581</b>        | <b>7,879</b>   | <b>7,137</b>                | <b>668</b>        | <b>7,805</b>   |
| <b>CREDITORS AND ACCRUALS</b>  |       |                             |                   |                |                             |                   |                |
|  | 8     | <b>Unrestricted</b>         | <b>Restricted</b> | <b>Total</b>   | <b>Unrestricted</b>         | <b>Restricted</b> | <b>Total</b>   |
| AOG Contribution   |       | 3,000                       | -                 | 3,000          | 1,197                       | -                 | 1,197          |
| Accruals   |       | 720                         | -                 | 720            | 720                         | -                 | 720            |
| Taxation and Social Security   |       | 1,898                       | -                 | 1,898          | 1,418                       | -                 | 1,418          |
| Other Creditors  |       | 438                         | -                 | 438            | 440                         | -                 | 440            |
|  |       | <b>6,056</b>                | <b>-</b>          | <b>6,056</b>   | <b>3,775</b>                | <b>-</b>          | <b>3,775</b>   |

Harbour Community Church Folkestone

Notes to the Financial Statements (cont.)  
For the Year Ended 30 June 2025

|                                       | NOTES | B/F 1 July<br>2024 | Income         | Expenditure      | Balance        | Transfers    | C/F 30 June<br>2025 |
|---------------------------------------|-------|--------------------|----------------|------------------|----------------|--------------|---------------------|
| <b>CHARITY FUNDS - 2025</b>           |       |                    |                |                  |                |              |                     |
|                                       | 9     |                    |                |                  |                |              |                     |
| <b>FREE RESERVES</b>                  |       | 39,804             | 176,770        | (175,713)        | 1,057          | (4,759)      | 36,102              |
| <b>DESIGNATED FUNDS:</b>              |       |                    |                |                  |                |              |                     |
| Foord Road Hall                       |       | 30,000             | -              | -                | -              | -            | 30,000              |
| St Saviours Building                  |       | 168,020            | -              | -                | -              | -            | 168,020             |
| Property Cash                         |       | 50,000             | -              | (7,540)          | (7,540)        | 7,540        | 50,000              |
| Property Total                        |       | 248,020            | -              | (7,540)          | (7,540)        | 7,540        | 248,020             |
| Fixtures and Fittings                 |       | 32,756             | -              | -                | -              | -            | 32,756              |
|                                       |       | 280,776            | -              | (7,540)          | (7,540)        | 7,540        | 280,776             |
| <b>UNRESTRICTED FUNDS</b>             |       | <b>320,580</b>     | <b>176,770</b> | <b>(183,253)</b> | <b>(6,483)</b> | <b>2,781</b> | <b>316,878</b>      |
| <b>RESTRICTED FUNDS</b>               |       |                    |                |                  |                |              |                     |
| Romania                               |       | -                  | 5,944          | (8,944)          | (3,000)        | 3,550        | 550                 |
| Missions                              |       | 2,000              | 635            | (2,381)          | (1,746)        | 450          | 704                 |
| Buildings                             |       | 5,000              | 10,014         | (3,233)          | 6,781          | (6,781)      | 5,000               |
| Baby Basics                           |       | 2,295              | 5,338          | (7,023)          | (1,685)        | -            | 610                 |
| Roof Fund                             |       | 15,000             | 9,500          | -                | 9,500          | -            | 24,500              |
| Hardship Fund                         |       | -                  | 450            | (267)            | 183            | -            | 183                 |
|                                       |       | 24,295             | 31,881         | (21,848)         | 10,033         | (2,781)      | 31,548              |
| <b>TOTAL FUNDS AS AT 30 JUNE 2024</b> |       | <b>344,875</b>     | <b>208,651</b> | <b>(205,101)</b> | <b>3,551</b>   | <b>0</b>     | <b>348,426</b>      |

The **Property Fund** represents the net book value of the properties held (or cash when sold pending reinvestment).

The **Hardship Fund** was created in the 2020 accounting period in response to Coronavirus. The purpose is to help out people in need.

The **Building Fund** represents the special collections towards the purchase of a new church building.

The **Roof Fund** was set up in the 2024 financial year to build up money for roof repairs.

**Baby Basics Folkestone** is an organisation that works through Harbour Church to help out local parents with newborns

Other restricted funds represent unspent gift income for specific causes.

Harbour Community Church Folkestone

Notes to the Financial Statements (cont.)  
For the Year Ended 30 June 2025

|                                       | NOTES | B/F 1 July<br>2023 | Income         | Expenditure      | Balance         | Transfers    | C/F 30 June<br>2024 |
|---------------------------------------|-------|--------------------|----------------|------------------|-----------------|--------------|---------------------|
| <b>CHARITY FUNDS - 2024</b>           |       |                    |                |                  |                 |              |                     |
|                                       | 9b    |                    |                |                  |                 |              |                     |
| <b>FREE RESERVES</b>                  |       | 60,286             | 154,159        | (162,165)        | (8,006)         | (12,476)     | 39,804              |
| <b>DESIGNATED FUNDS:</b>              |       |                    |                |                  |                 |              |                     |
| Foord Road Hall                       |       | 30,000             | -              | -                | -               | -            | 30,000              |
| St. Saviours Building                 |       | 168,020            | -              | -                | -               | -            | 168,020             |
| Property Cash                         |       | 64,983             | -              | (3,941)          | (3,941)         | (11,042)     | 50,000              |
| Property Total                        |       | 263,003            | -              | (3,941)          | (3,941)         | (11,042)     | 248,020             |
| Fixtures and Fittings                 |       | 7,555              | -              | -                | -               | 25,201       | 32,756              |
|                                       |       | 270,558            | -              | (3,941)          | (3,941)         | 14,159       | 280,776             |
| <b>UNRESTRICTED FUNDS</b>             |       | <b>330,844</b>     | <b>154,159</b> | <b>(166,106)</b> | <b>(11,947)</b> | <b>1,683</b> | <b>320,580</b>      |
| <b>RESTRICTED FUNDS</b>               |       |                    |                |                  |                 |              |                     |
| Romania                               |       | -                  | 4,973          | (4,973)          | -               | -            | -                   |
| Missions                              |       | 1,073              | 2,354          | (6,236)          | (3,882)         | 4,809        | 2,000               |
| Buildings                             |       | 8,170              | 10,671         | (6,221)          | 4,450           | (7,620)      | 5,000               |
| Baby Basics                           |       | 1,601              | 4,310          | (3,616)          | 694             | -            | 2,295               |
| Roof Fund                             |       | -                  | 15,000         | -                | 15,000          | -            | 15,000              |
| Hardship Fund                         |       | -                  | 700            | (1,828)          | (1,128)         | 1,128        | -                   |
|                                       |       | 10,844             | 38,008         | 22,874           | 15,134          | (1,683)      | 24,295              |
| <b>TOTAL FUNDS AS AT 30 JUNE 2024</b> |       | <b>341,688</b>     | <b>192,167</b> | <b>(188,980)</b> | <b>3,187</b>    | <b>-</b>     | <b>344,875</b>      |

The **Property Fund** represents the net book value of the properties held (or cash when sold pending reinvestment).

The **Hardship Fund** was created in the 2020 accounting period in response to Coronavirus. The purpose is to help out people in need.

The **Building Fund** represents the special collections towards repairs of the building.

The **Roof Fund** was set up in the 2024 financial year to build up money for roof repairs.

**Baby Basics Folkestone** is an organisation that works through Harbour Church to help out local parents with newborns.

Other restricted funds represent unspent gift income for specific causes.



**HARBOUR COMMUNITY CHURCH, FOLKESTONE**

England & Wales - Charity number 1140131

---

# Accounts

---



## **Harbour Community Church Folkestone**

**Trustees' Report and Annual Accounts for the Year End 30 June 2024**

**Charity Registration Number: 1140131**

## Harbour Community Church Folkestone

### Charity Information

---

**Ministers:** Gareth & Sarah Webber and Mary-Jayne McCarthy

**Principal Address:** Harbour Church  
Canterbury Road  
Folkestone  
Kent  
CT19 5NR

**Bankers:** HSBC  
41 Sandgate Road  
Folkestone  
Kent  
CT20 1SA

**Independent Examiner:** Mr Daniel Payne FCCA  
Beresfords Chartered Certified Accountants  
1-2 Rhodium Point  
Spindle Close  
Hawkinge  
Folkestone  
Kent  
CT18 7TQ

## Harbour Community Church Folkestone

### Contents

---

|                                   | <b>Page</b> |
|-----------------------------------|-------------|
| Trustees' Report                  | 1 - 6       |
| Independent Examiner's Report     | 7           |
| Statement of Financial Activities | 8           |
| Balance Sheet                     | 9           |
| Notes to the Financial Statements | 10 -15      |

## **Harbour Community Church Folkestone**

### **Trustees' Report For the Year Ended 30 June 2024**

#### **Constitution and Charitable Objectives**

The Church was constituted by a trust deed dated 20 May 2007 with the charitable objectives to:

Advance the Christian faith in accordance with the Statement of Beliefs in such ways and in such parts of the United Kingdom or the world as the Trustees from time to time may think fit,

Relieve sickness and financial hardship and to promote and preserve good health by the provision of funds, goods, or services of any kind, including through the provision of counselling and support in such parts of the United Kingdom or the world as the Trustees from time to time may think fit,

Advance education in such ways and in such parts of the United Kingdom or the world as the Trustees from time to time may think fit.

When planning activities for the period, the Trustees have considered the Charity Commission's guidance on public benefit and in particular the specific guidance for the advancement of religion. The charity promotes the Christian faith by providing regular public worship and teaching for all; providing training, nurture and activities for children and young people; serving the community through giving pastoral care and support to members and others in need, particularly those in sickness, distress or poverty and providing premises and resources for community groups and activities.

#### **Financial Period**

The Financial Period was 1 July 2023 to 30 June 2024.

#### **Premises**

The Church operates out of Harbour Church, formally St. Saviours.

#### **Church Activities**

##### *Coffee Morning*

A weekly coffee morning, an outreach to the community, staffed by church volunteers. We take a voluntary donation for cake and coffee. The coffee morning runs every Thursday morning 10am – 12pm and we welcome in both church members and people from the wider community. The team leaders have been trained by the Trussell trust food bank to issue food bank vouchers when necessary.

##### *Church Weekly Service*

A relaxed, welcoming time with contemporary worship and engaging and relevant preaching, followed by refreshments and fellowship. There is a crèche available throughout the service and a Sunday School for primary school aged children during the latter part of the service.

## **Harbour Community Church Folkestone**

### **Trustees' Report For the Year Ended 30 June 2024**

#### *Play Cafe*

An opportunity for younger children to play, do crafts, sing, and interact together in a relaxed and safe atmosphere and where parents and carers can enjoy a cup of coffee and spend time with other parents.

#### *Harbour Kids*

A weekly children's club for primary school age children. Kids love the fast-moving programme that teaches them about God and the Bible in a fun way. Songs, stories, quizzes, memory verses, videos, and games make Harbour Kids the best place to be on a Wednesday night. We have attendance of between 50 and 60 per week.

#### *Harbour Youth*

This is another opportunity for young people to hang out with friends but with a more spiritual focus as they engage in group activities and hear and discuss the big questions of life as they discover God's amazing plan for their lives.

#### *Youth Connect*

A group for teens wanting to go deeper in their faith, and for those curious about getting to know God better. The Bible and faith are discussed in a frank and open manner. Primarily, Youth Connect is about spending time together and having loads of fun about being a young Christian.

#### *Connect Groups*

An opportunity to build friendships with others from church. It's where members of the church come to share life, to talk about what God is doing in our lives and pray for one another. These small mid-week gatherings are open to all and are a vital part of our church.

#### *Community Events*

As part of its commitment to the local community, the church organises two major events each calendar year: A Family Funday in June called 'Harbour Church Fun Day' which attracts over 1500 people for an afternoon of food, fun, creative activities, and music.

#### *Support to Local Schools*

Experienced children's workers from the Church support local schools and teachers in preparing assemblies, with their RE curriculum and pastoral care of children.

#### *Summer Camp*

The Youth Team took a group of over 25 young people to Limitless Festival in the Summer.

#### *Connecting and Conferences*

Another unique aspect of Harbour Church is its ability to generate and host gatherings of different groups within the local community for both short and long-term purposes. Harbour Crochet has been meeting monthly since 2014. Harbour Church regularly provides regular meetings and activities for both men and women to connect and grow socially and spiritually.

## **Harbour Community Church Folkestone**

### **Trustees' Report For the Year Ended 30 June 2024**

#### *Baby Basics Folkestone*

During the year Harbour Church partnered with Baby Basics, this involves assisting with finance and storage to enable Baby Basics to fulfil their aims. Baby Basics is a volunteer-led project aiming to support new mothers and families who are struggling to meet the financial and practical burden of looking after a new baby.

#### **Wider Folkestone Community**

##### *Churches Together Folkestone*

The church is an active member of the wider Christian presence in Folkestone through Folkestone Churches Together (CTF), with members of Harbour Church's leadership being part of CTF's management and planning committees. CTF organise public acts of worship at Christmas and Easter, a variety of social activities for children, youth and older folk and encourage prayerful support for the civic life in Folkestone as well as many other practical and social activities.

##### *Folkestone Charities*

Harbour Church also financially supports other local Christian charities who share its aims and charitable objectives and encourages its members to participate in their activities. Organisations include the Folkestone Rainbow Centre, Operation Sunshine, Shepway Food Bank.

##### *Winter Shelter*

Church members participate in the Folkestone Churches 'Winter Shelter' programme for people who are homeless, which is run in conjunction with Shepway Council and other local agencies. During the winter months, different churches in Folkestone open their doors for one night each week to provide food, shelter, and a bed for the night, ensuring there is shelter and support for each day of the week. This ministry has developed into a broader referral and advice service for those using these facilities.

#### **The Wider World**

In addition to its focus on the local community, Harbour Church also encouraged its members, youth, and children to engage with the wider world in mission and community development. The church commits a percentage of its unrestricted income to world mission which included support for people working in Romania and South Africa as well as activities with a more local focus.

Members of Harbour Church have worked alongside members of another church in Folkestone to raise money to build and support a primary school in Burkina Faso. Harbour Church also has links with Mission Aviation Fellowship who have their main offices in the town.

## Harbour Community Church Folkestone

### Trustees' Report For the Year Ended 30 June 2024

#### *Volunteer Support*

The trustees are extremely grateful to the dozens of volunteers from the church who give generously of their time, as without this very little of the activities outlined above would happen.

#### *Building Repairs and Improvements*

During the accounting period, various building and roof works were made to repair or improve the building. The Trustees will look at fundraising options for future building works. New toilets and a new heating system was implemented in the year.

#### *Financial Review.*

The income for the year was £192,166 which was £25,325 more than the previous period. The church has enjoyed seeing growth during this period as well as receiving a couple of grants towards roof works. Total costs of £189,852 are £36,769 lower than the previous periods figure of £153,083. Free Reserves of £38,931 amount to 2.81 months of unrestricted expenditure. The Trustees aim to hold between three- and six-months' worth of expenditure.

At the period end the Property Fund held £280,776 in comparison to the previous period end figure of £263,003. The Property Fund represents the Net Book Value of properties held and cash from the sale of premises.

Harbour Church aim to give 10% of the general income to missionaries and missions, overseas and in the UK. This provides long term support for people working overseas and finance for short term missions' projects and capital projects. Also, we often raise additional money for specific projects, e.g. school building construction. At the period end there was £2,000 in the Missions Fund, in comparison to £1,073 at the last period-End.

The Buildings Fund, had a balance of £5,000 at the year end, compared to £8,170 last year.

#### *Hardship Fund*

Trustees and Spiritual leadership agreed to initiate a Hardship fund in March 2020. The Hardship fund exists to help people in need within the Harbour Church family and anyone who approaches the church for assistance. Alongside the assistance from the fund all other avenues of aid will be signposted to the person receiving the help, such as: Foodbank, benefits, and local hot meals.

#### *Church Affiliation*

Harbour Community Church is affiliated to the Assemblies of God.

#### *Trustee Appointments*

New trustees are appointed by the Spiritual Leadership. All trustees must subscribe and adhere to, in belief and lifestyle, the Statement of Beliefs.

## Harbour Community Church Folkestone

### Trustees' Report For the Year Ended 30 June 2024

#### *Investment Powers*

The Trust Deed authorises the Trustees to make and hold investments in accordance with the provisions of the Trustee Act 2000.

#### *Statement of Trustees' Responsibilities*

The Trustees are responsible for preparing the trustees' report and the financial statements in accordance with the United Kingdom Accounting Standards (United Kingdom Generally Accepted Accountancy Practice) and applicable laws and regulations.

The law applicable to charities requires the trustees to prepare financial statements for each financial year which give a true and fair view of the state of affairs of the charity and of the incoming resources and application of resources of the charity for that period. In preparing those financial statements, the trustees are required to:

- select suitable accounting policies and then apply them consistently;
- observe the methods and principles in the Charities SORP;
- make judgements and estimates that are reasonable and prudent;
- state whether applicable accounting standards have been followed, subject to any material departures disclosed and explained in the financial statements; and
- prepare the financial statements on the going concern basis unless it is inappropriate to presume that the charity will continue in business.

The Trustees are responsible for keeping proper accounting records that disclose with reasonable accuracy at any time the financial position of the charity and enable them to ensure the financial statements comply with the Charities Act 2011, the Charities (Accounts and Reports) Regulations 2008 and the provisions of the constitution. The trustees are also responsible for safeguarding the assets of the charity and hence for taking reasonable steps for the prevention and detection of fraud and other irregularities.

The trustees are responsible for the maintenance and integrity of the corporate and financial information included on the charity's website. Legislation governing the preparation and dissemination of financial statements may differ from legislation in other jurisdictions.

#### Trustees

The Trustees who served during the period were:

Rev Gareth Webber (Chairman)

Mr Christopher Kellers

Mrs Katy Lockey

Mrs Heather Deeming

Mr Peter Truss

Mr Joshua Cottingham

**Harbour Community Church Folkestone**

**Trustees' Report**

**For the Year Ended 30 June 2024**

27/04/2025

This report was approved by the trustees on ..... and signed on their behalf  
by Rev. Gareth Webber.

  
.....

Rev. G Webber

## Harbour Community Church Folkestone

### Independent Examiner's Report to the Trustees of Harbour Community Church Folkestone

---

I report to the trustees on my examination of the accounts of Harbour Community Church Folkestone for the year ended 30<sup>th</sup> June 2024.

#### Responsibilities and basis of report

As the charity trustees of Harbour Community Church Folkestone you are responsible for the preparation of the accounts in accordance with the requirements of the Charities Act 2011 ('the Act').

I report in respect of my examination of the Harbour Community Church Folkestone accounts carried out under section 145 of the 2011 Act and in carrying out my examination I have followed all the applicable Directions given by the Charity Commission under section 145(5)(b) of the Act.

#### Independent examiner's statement

I have completed my examination. I confirm that no material matters have come to my attention in connection with the examination giving me cause to believe that in any material respect:

1. accounting records were not kept in respect of Harbour Community Church Folkestone as required by section 130 of the Act; or
2. the accounts do not accord with those records; or
3. the accounts do not comply with the accounting requirements concerning the form and content of accounts set out in the Charities (Accounts and Reports) Regulations 2008 other than any requirement that the accounts give a 'true and fair view' which is not a matter considered as part of an independent examination.

I have no concerns and have come across no other matters in connection with the examination to which attention should be drawn in this report in order to enable a proper understanding of the accounts to be reached.



.....  
Mr D Payne FCCA  
Beresfords  
Chartered Certified Accountants  
1-2 Rhodium Point  
Spindle Close  
Hawkinge  
Folkestone  
Kent  
CT18 7TQ

28/04/2025  
Date:.....

Harbour Community Church Folkestone

Statement of Financial Activities  
For the Year End 30 June 2024

|   | NOTES | 2024            |               |                | 2023           |               |                |
|---|-------|-----------------|---------------|----------------|----------------|---------------|----------------|
|   |       | Unrestricted    | Restricted    | Total          | Unrestricted   | Restricted    | Total          |
|   |       | £               | £             | £              | £              | £             | £              |
| <b>INCOMING RESOURCES</b>               |       |                 |               |                |                |               |                |
| Voluntary Income                        | 2a    | 134,783         | 37,640        | 172,423        | 141,847        | 18,294        | 160,141        |
| Activities for Generating Funds         | 2b    | -               | -             | -              | -              | -             | -              |
| Income from Investments                 | 2c    | 1,272           | -             | 1,272          | 279            | -             | 279            |
| Church Activities                       | 2d    | 18,104          | 368           | 18,472         | 6,145          | 276           | 6,421          |
| Other Incoming Resources                | 2e    | -               | -             | -              | -              | -             | -              |
| <b>TOTAL INCOME</b>                     |       | <b>154,159</b>  | <b>38,008</b> | <b>192,167</b> | <b>148,271</b> | <b>18,570</b> | <b>166,841</b> |
| <b>RESOURCES EXPENDED</b>               |       |                 |               |                |                |               |                |
| Fundraising Trading Costs               | 3a    | -               | -             | -              | -              | -             | -              |
| Church Activities                       | 3b    | 162,800         | 22,874        | 185,674        | 135,690        | 14,784        | 150,474        |
| Governance                              | 3c    | 3,306           | -             | 3,306          | 2,609          | -             | 2,609          |
| <b>TOTAL EXPENDITURE</b>                |       | <b>166,106</b>  | <b>22,874</b> | <b>188,980</b> | <b>138,299</b> | <b>14,784</b> | <b>153,083</b> |
| Net Incoming Resources before Transfers |       | (11,947)        | 15,134        | 3,187          | 9,972          | 3,786         | 13,758         |
| Fund Transfers                          |       | 1,683           | (1,683)       | -              | 1,148          | (1,148)       | -              |
| Net Movement in Funds                   |       | <b>(10,264)</b> | <b>13,451</b> | <b>3,187</b>   | <b>11,120</b>  | <b>2,638</b>  | <b>13,758</b>  |
| <b>Brought Forward at 30 June 2023</b>  |       | <b>330,844</b>  | <b>10,844</b> | <b>341,688</b> | <b>319,724</b> | <b>8,206</b>  | <b>327,930</b> |
| <b>Carried Forward at 30 June 2024</b>  |       | <b>320,580</b>  | <b>24,295</b> | <b>344,875</b> | <b>330,844</b> | <b>10,844</b> | <b>341,688</b> |

**Continuing Operations**

None of the Church's operations were acquired or discontinued during the above financial years.

**Total Recognised Gains and Losses**

The Church has no recognised gains or losses other than the income and expenditure for the two above years.

the notes on pages 10 - 15 form part of these financial statements

Harbour Community Church Folkestone

Balance Sheet  
As at 30 June 2024

|  |   | 2024           |               |                | 2023           |               |                |
|--|---|----------------|---------------|----------------|----------------|---------------|----------------|
|  |   | Unrestricted   | Restricted    | Total          | Unrestricted   | Restricted    | Total          |
|  |   | £              | £             | £              | £              | £             | £              |
| <b>FIXED ASSETS</b>                          |   |                |               |                |                |               |                |
| Tangible Assets                              | 6 | 230,775        | -             | 230,775        | 199,120        | 6,455         | 205,575        |
|  |   | <u>230,775</u> | <u>-</u>      | <u>230,775</u> | <u>199,120</u> | <u>6,455</u>  | <u>205,575</u> |
| <b>CURRENT ASSETS</b>                        |   |                |               |                |                |               |                |
| Debtors                                      | 7 | 7,137          | 668           | 7,805          | 30,495         | 3,237         | 33,732         |
| Cash and Bank in Hand                        |   | 86,443         | 23,627        | 110,070        | 105,763        | 1,152         | 106,915        |
|  |   | <u>93,580</u>  | <u>24,295</u> | <u>117,875</u> | <u>136,258</u> | <u>4,389</u>  | <u>140,647</u> |
| <b>CURRENT LIABILITIES</b>                   |   |                |               |                |                |               |                |
| Creditors falling due within One Year        | 8 | 3,775          | -             | 3,775          | 4,534          | -             | 4,534          |
| <b>NET CURRENT ASSETS</b>                    |   | <u>89,805</u>  | <u>24,295</u> | <u>114,100</u> | <u>131,724</u> | <u>4,389</u>  | <u>136,113</u> |
| <b>TOTAL ASSETS LESS CURRENT LIABILITIES</b> |   | <u>320,580</u> | <u>24,295</u> | <u>344,875</u> | <u>330,844</u> | <u>10,844</u> | <u>341,688</u> |
| <b>REPRESENTED BY:</b>                       |   |                |               |                |                |               |                |
| Free Reserves                                | 9 | 39,804         | -             | 39,804         | 60,286         | -             | 60,286         |
| Designated Reserves                          | 9 | 280,776        | -             | 280,776        | 270,558        | -             | 270,558        |
| Restricted Reserves                          | 9 | -              | 24,295        | 24,295         | -              | 10,844        | 10,844         |
| <b>TOTAL FUNDS</b>                           |   | <u>320,580</u> | <u>24,295</u> | <u>344,875</u> | <u>330,844</u> | <u>10,844</u> | <u>341,688</u> |

This statement of account was approved by the Trustees and signed on their behalf by Rev. Gareth Webber, Chair of Trustees

For and on behalf of the Trustees

27/04/2025

Dated

**Harbour Community Church Folkestone**

**Notes to the Financial Statements  
For the Year Ended 30 June 2024**

---

**1) Accounting Policies**

**a) Basis of Accounting**

The Financial Statements have been prepared in accordance with the Financial Reporting Standard applicable in the UK and Republic of Ireland (FRS 102) and Accounting and Reporting by Charities: Statement of Recommended Practice applicable to charities preparing their accounts in accordance with the Financial Reporting Standard applicable in the UK and Republic of Ireland (Charities SORP FRS 102).

Harbour Community Church meets the definition of a public benefit entity under FRS 102. The Financial Statements have been prepared under the historical cost convention except for Land and Buildings which is carried at deemed cost under the transitional provisions of

**b) Funds**

Free reserves represent the funds of the church that are not subject to any regulations regarding their use and are available for application on the general purposes of the Church.

The accounts include all transactions, assets and liabilities for which the Church is responsible in law.

**c) Incoming Resources**

***Voluntary Income and Capital Sources***

Collections are recognised when received by or on behalf of the Church.

Income tax recoverable on gift aid donations is recognised when the income is recognised.

Grants and legacies to the Church are accounted for as soon as the church is notified of its legal entitlement and the amount due.

Funds raised by fetes, garden parties and other similar events are accounted for gross.

***Other Ordinary Income***

Rental income from the letting of the Church premises is recognised when the rent is due.

***Income from Investments***

Dividends and interest are accounted for when receivable. Tax recoverable on such income is recognised in the same accounting year.

**d) Fixed Assets**

***Land and Buildings***

|                                 |           |                            |
|---------------------------------|-----------|----------------------------|
| Foord Road Church Hall *        | 85,000.00 | *** Professional Valuation |
| St. Saviours Church Building ** |           |                            |

No depreciation is charged on Land and Buildings as the Trustees believe that the market value is excess of the valuation provided.

\* The Foord Road Church Hall is let on a 10 year repairing lease to Sunflower House for a nominal rent of £1 per year.

\*\* During the 2019 accounting period Harbour Community Church completed the purchase of St. Saviours building for £1. A special was made asking congregation members, if they so wished, to contribute one pence each.

\*\*\* In March 2022 a professional valuation was made on Foord Road Church Hall and the Valuation is now deemed to be £85,000

***Other Assets***

Other Assets with a purchase price in excess of £1,000 with an estimated useful life of more than one year are capitalised and written off over their estimated useful life using the straight line method.

Harbour Community Church Folkestone

Notes to the Financial Statements (cont.)  
For the Year Ended 30 June 2024

|  | NOTES     | 2024              |                 |                | 2023              |                 |                |
|--|-----------|-------------------|-----------------|----------------|-------------------|-----------------|----------------|
|  |           | Unrestricted<br>£ | Restricted<br>£ | Total<br>£     | Unrestricted<br>£ | Restricted<br>£ | Total<br>£     |
| <b><u>INCOMING RESOURCES</u></b>       |           |                   |                 |                |                   |                 |                |
| Collections - Cash and Bank            |           | 111,502           | 34,945          | 146,447        | 118,793           | 15,781          | 134,574        |
| Gift Aid                               |           | 23,281            | 2,695           | 25,976         | 23,054            | 2,513           | 25,567         |
| <b>VOLUNTARY INCOME</b>                | <b>2a</b> | <b>134,783</b>    | <b>37,640</b>   | <b>172,423</b> | <b>141,847</b>    | <b>18,294</b>   | <b>160,141</b> |
| <b>ACTIVITIES FOR GENERATING FUNDS</b> |           |                   |                 |                |                   |                 |                |
| Bank Interest                          | 2b        | 1,272             | -               | 1,272          | 279               | -               | 279            |
| <b>INCOME FROM INVESTMENTS</b>         | <b>2c</b> | <b>1,272</b>      | <b>-</b>        | <b>1,272</b>   | <b>279</b>        | <b>-</b>        | <b>279</b>     |
| Ladies Conference                      |           | 3,513             | -               | 3,513          | -                 | -               | -              |
| Church Fun Day                         |           | -                 | -               | -              | -                 | -               | -              |
| Party in the Dark                      |           | -                 | -               | -              | -                 | -               | -              |
| Compassion                             |           | -                 | 368             | 368            | -                 | 276             | 276            |
| Mobile Comics Factory                  |           | -                 | -               | -              | -                 | -               | -              |
| Rent Received                          |           | 6,861             | -               | 6,861          | 6,145             | -               | 6,145          |
| Grants                                 |           | -                 | -               | -              | -                 | -               | -              |
| Coffee Cash                            |           | 490               | -               | 490            | -                 | -               | -              |
| Other                                  |           | 7,240             | -               | 7,240          | -                 | -               | -              |
| <b>INCOME FROM CHURCH ACTIVITIES</b>   | <b>2d</b> | <b>18,104</b>     | <b>368</b>      | <b>18,472</b>  | <b>6,145</b>      | <b>276</b>      | <b>6,421</b>   |
| Miscellaneous                          |           | -                 | -               | -              | -                 | -               | -              |
| <b>OTHER INCOMING RESOURCES</b>        | <b>2e</b> | <b>-</b>          | <b>-</b>        | <b>-</b>       | <b>-</b>          | <b>-</b>        | <b>-</b>       |
| <b>TOTAL INCOMING RESOURCES</b>        |           | <b>154,159</b>    | <b>38,008</b>   | <b>192,167</b> | <b>148,271</b>    | <b>18,570</b>   | <b>166,841</b> |

Harbour Community Church Folkestone

Notes to the Financial Statements (cont.)  
For the Year Ended 30 June 2024

|  | NOTES | 2024              |                 |                | 2023              |                 |                |
|--|-------|-------------------|-----------------|----------------|-------------------|-----------------|----------------|
|  |       | Unrestricted<br>£ | Restricted<br>£ | Total<br>£     | Unrestricted<br>£ | Restricted<br>£ | Total<br>£     |
| <b>RESOURCES EXPENDED</b>                |       |                   |                 |                |                   |                 |                |
| <b>FUNDRAISING TRADING COSTS</b>         | 3a    | -                 | -               | -              | -                 | -               | -              |
| Building Running and General Maintenance |       | 9,660             | -               | 9,660          | 7,090             | -               | 7,090          |
| Cost of Services                         |       | 6,670             | -               | 6,670          | 5,234             | -               | 5,234          |
| Hospitality and Gifts                    |       | 4,213             | -               | 4,213          | 2,969             | -               | 2,969          |
| Insurance                                |       | 9,436             | -               | 9,436          | 9,005             | -               | 9,005          |
| Internship Expenditure                   |       | -                 | -               | -              | -                 | -               | -              |
| Leadership Development                   |       | 6,725             | -               | 6,725          | 4,714             | -               | 4,714          |
| MCF Expenditure                          |       | -                 | -               | -              | -                 | -               | -              |
| Office Expenditure                       |       | 5,419             | -               | 5,419          | 3,764             | -               | 3,764          |
| Personnel                                | 4     | 79,672            | -               | 79,672         | 68,707            | -               | 68,707         |
| Subscriptions                            |       | 1,220             | -               | 1,220          | 1,627             | -               | 1,627          |
| Sundry Expenditure                       |       | -                 | -               | -              | -                 | -               | -              |
| Telephone and Wi-Fi                      |       | 1,206             | -               | 1,206          | 1,142             | -               | 1,142          |
| <b>CHURCH RUNNING EXPENDITURE</b>        |       | <b>124,221</b>    | <b>-</b>        | <b>124,221</b> | <b>104,252</b>    | <b>-</b>        | <b>104,252</b> |
| Light and Heat                           |       | 9,849             | -               | 9,849          | 3,331             | -               | 3,331          |
| Depeciation                              |       | 1,012             | -               | 1,012          | -                 | -               | -              |
| Repairs and Renewals                     |       | 940               | 6,221           | 7,161          | 3,256             | 3,214           | 6,470          |
| Set-up Expenses and Equipment            |       | 3,001             | -               | 3,001          | 3,154             | -               | 3,154          |
| Water                                    |       | 807               | -               | 807            | 2,104             | -               | 2,104          |
| <b>CHURCH BUILDING EXPENDITURE</b>       |       | <b>15,609</b>     | <b>6,221</b>    | <b>21,830</b>  | <b>11,845</b>     | <b>3,214</b>    | <b>15,059</b>  |
| Allotment                                |       | -                 | -               | -              | -                 | -               | -              |
| Harbour Church Conferences and Courses   |       | 3,333             | -               | 3,333          | 4,007             | -               | 4,007          |
| Harbour Church Fun Day                   |       | 2,801             | -               | 2,801          | 1,936             | -               | 1,936          |
| Harbour Church Winter Shelter            |       | -                 | -               | -              | -                 | -               | -              |
| One Off Activities                       |       | 824               | -               | 824            | 3,296             | -               | 3,296          |
| Party in the Dark                        |       | -                 | -               | -              | -                 | -               | -              |
| Youth and Children                       |       | 6,334             | -               | 6,334          | 4,836             | -               | 4,837          |
| Youth and Children Grants                |       | -                 | -               | -              | -                 | 1,411           | 1,411          |
| <b>CHURCH ACTIVITY EXPENDITURE</b>       |       | <b>13,292</b>     | <b>-</b>        | <b>13,292</b>  | <b>14,075</b>     | <b>1,411</b>    | <b>15,486</b>  |
| Burkina Faso                             |       | -                 | 5,000           | 5,000          | -                 | -               | -              |
| Churches Together Folkestone             |       | 200               | -               | 200            | 267               | -               | 267            |
| Compassion UK                            |       | -                 | 424             | 424            | -                 | 440             | 440            |
| Folkestone Rainbow Centre                |       | 300               | -               | 300            | 300               | -               | 300            |
| School Gifts / Work                      |       | -                 | 812             | 812            | -                 | 88              | 88             |
| Hardship Fund                            |       | -                 | 1,828           | 1,828          | -                 | 3,111           | 3,111          |
| Austria                                  |       | -                 | -               | -              | -                 | -               | -              |
| Goodchild                                |       | 900               | -               | 900            | 900               | -               | 900            |
| Baby Basics Folkestone                   |       | -                 | 3,616           | 3,616          | -                 | 3,220           | 3,220          |
| Romania                                  |       | -                 | 4,973           | 4,973          | -                 | 3,300           | 3,300          |
| South East Summer Camp                   |       | -                 | -               | -              | 1,807             | -               | 1,807          |
| Limitless                                |       | 8,278             | -               | 8,278          | 2,244             | -               | 2,244          |
| Ukraine                                  |       | -                 | -               | -              | -                 | -               | -              |
| <b>MISSION EXPENDITURE</b>               |       | <b>9,678</b>      | <b>16,653</b>   | <b>26,330</b>  | <b>5,518</b>      | <b>10,159</b>   | <b>15,677</b>  |
| <b>TOTAL CHURCH EXPENDITURE</b>          | 3b    | <b>162,800</b>    | <b>22,874</b>   | <b>185,674</b> | <b>135,690</b>    | <b>14,784</b>   | <b>150,474</b> |
| AOG Contribution                         |       | 1,316             | -               | 1,316          | 1,197             | -               | 1,197          |
| Bank Charges                             |       | 309               | -               | 309            | 299               | -               | 299            |
| Legal and Professional Fees              |       | 1,681             | -               | 1,681          | 1,113             | -               | 1,113          |
| <b>GOVERNANCE COSTS</b>                  | 3c    | <b>3,306</b>      | <b>-</b>        | <b>3,306</b>   | <b>2,609</b>      | <b>-</b>        | <b>2,609</b>   |
| <b>TOTAL RESOURCES EXPENDED</b>          |       | <b>166,106</b>    | <b>22,874</b>   | <b>188,980</b> | <b>138,299</b>    | <b>14,784</b>   | <b>153,083</b> |

Harbour Community Church Folkestone

Notes to the Financial Statements (cont.)  
For the Year Ended 30 June 2024

|   | NOTES | 2024                        |                   |                | 2023                        |                   |                |
|---|-------|-----------------------------|-------------------|----------------|-----------------------------|-------------------|----------------|
|   |       | Unrestricted                | Restricted        | Total          | Unrestricted                | Restricted        | Total          |
|   |       | £                           | £                 | £              | £                           | £                 | £              |
| <b>WAGES AND SALARIES</b>   | 4     |                             |                   |                |                             |                   |                |
| Senior Pastor   | *     | 27,366                      | -                 | 27,366         | 25,071                      | -                 | 25,071         |
| Associate Pastor  | **    | 15,329                      | -                 | 15,329         | 15,001                      | -                 | 15,001         |
| Centre Manager  | *     | 12,920                      | -                 | 12,920         | 12,116                      | -                 | 12,116         |
| Pastor  |       | 14,812                      | -                 | 14,812         | 11,430                      | -                 | 11,430         |
| Youth Leader  | **    | 3,221                       | -                 | 3,221          | -                           | -                 | -              |
| Social Security Costs   |       | -                           | -                 | -              | -                           | -                 | -              |
| Pension Costs   |       | 6,025                       | -                 | 6,025          | 5,089                       | -                 | 5,089          |
|   |       | <b>79,672</b>               | <b>-</b>          | <b>79,672</b>  | <b>68,707</b>               | <b>-</b>          | <b>68,707</b>  |
| * = Trustee<br>** = Connected Party   |       |                             |                   |                |                             |                   |                |
| <b>TRUSTEE EXPENSES</b>   |       |                             |                   |                |                             |                   |                |
| During the year purchases were made by Trustees and 2 connected parties in respect of out-of-pocket purchases which were fully reimbursed. (2023: 5 Trustees and 2 connected parties) |       | 27,997                      | 3,522             | 31,519         | 33,064                      | 3,485             | 36,549         |
|   |       | <b>27,997</b>               | <b>3,522</b>      | <b>31,519</b>  | <b>33,064</b>               | <b>3,485</b>      | <b>36,549</b>  |
| <b>FIXED ASSETS</b>   | 6     |                             |                   |                |                             |                   |                |
|   |       | <b>Land &amp; Buildings</b> | <b>F&amp;F</b>    | <b>Total</b>   | <b>Land &amp; Buildings</b> | <b>F&amp;f</b>    | <b>Total</b>   |
| <b>COST / VALUATION</b>   |       |                             |                   |                |                             |                   |                |
| Balance Brought Forward   |       | 198,020                     | 7,555             | 205,575        | 198,020                     | -                 | 198,020        |
| Additions   |       | -                           | 26,213            | 26,213         | -                           | 7,555             | 7,555          |
| Disposals   |       | -                           | -                 | -              | -                           | -                 | -              |
| Balance Carried Forward   |       | <b>198,020</b>              | <b>33,768</b>     | <b>231,788</b> | <b>198,020</b>              | <b>7,555</b>      | <b>205,575</b> |
| <b>DEPRECIATION</b>   |       |                             |                   |                |                             |                   |                |
| Balance Brought Forward   |       | -                           | -                 | -              | -                           | -                 | -              |
| Charge for the Year   |       | -                           | 1,012             | 1,012          | -                           | -                 | -              |
| Eliminated on Disposal  |       | -                           | -                 | -              | -                           | -                 | -              |
| Balance Carried Forward   |       | -                           | <b>1,012</b>      | <b>1,012</b>   | -                           | -                 | -              |
| <b>NET BOOK VALUE</b>   |       |                             |                   |                |                             |                   |                |
| As at 30 June 2023  |       | 198,020                     | 7,555             | 205,575        | 198,020                     | -                 | 198,020        |
| As at 30 June 2024  |       | <b>198,020</b>              | <b>32,755</b>     | <b>230,775</b> | <b>198,020</b>              | <b>7,555</b>      | <b>205,575</b> |
| <b>DEBTORS AND PREPAID EXPENSES</b>   | 7     | <b>Unrestricted</b>         | <b>Restricted</b> | <b>Total</b>   | <b>Unrestricted</b>         | <b>Restricted</b> | <b>Total</b>   |
| Gift Aid Recoverable  |       | 4,809                       | 668               | 5,477          | 28,174                      | 3,237             | 31,411         |
| Other Debtors   |       | -                           | -                 | -              | -                           | -                 | -              |
| Prepayments   |       | 2,328                       | -                 | 2,328          | 2,321                       | -                 | 2,321          |
|   |       | <b>7,137</b>                | <b>668</b>        | <b>7,805</b>   | <b>30,495</b>               | <b>3,237</b>      | <b>33,732</b>  |
| <b>CREDITORS AND ACCRUALS</b>   | 8     | <b>Unrestricted</b>         | <b>Restricted</b> | <b>Total</b>   | <b>Unrestricted</b>         | <b>Restricted</b> | <b>Total</b>   |
| AOG Contribution  |       | 1,197                       | -                 | 1,197          | 1,198                       | -                 | 1,198          |
| Accruals  |       | 720                         | -                 | 720            | 720                         | -                 | 720            |
| Taxation and Social Security  |       | 1,418                       | -                 | 1,418          | 2,467                       | -                 | 2,467          |
| Other Creditors   |       | 440                         | -                 | 440            | 149                         | -                 | 149            |
|   |       | <b>3,775</b>                | <b>-</b>          | <b>3,775</b>   | <b>4,534</b>                | <b>-</b>          | <b>4,534</b>   |

Harbour Community Church Folkestone

Notes to the Financial Statements (cont.)  
For the Year Ended 30 June 2024

|                                       | NOTES | B/F 1 July<br>2023 | Income         | Expenditure      | Balance         | Transfers    | C/F 30 June<br>2024 |
|---------------------------------------|-------|--------------------|----------------|------------------|-----------------|--------------|---------------------|
| <b>CHARITY FUNDS - 2024</b>           |       |                    |                |                  |                 |              |                     |
|                                       | 9     |                    |                |                  |                 |              |                     |
| <b>FREE RESERVES</b>                  |       | 60,286             | 154,159        | (162,165)        | (8,006)         | (12,476)     | 39,804              |
| <b>DESIGNATED FUNDS:</b>              |       |                    |                |                  |                 |              |                     |
| Foord Road Hall                       |       | 30,000             | -              | -                | -               | -            | 30,000              |
| St Saviours Building                  |       | 168,020            | -              | -                | -               | -            | 168,020             |
| Property Cash                         |       | 64,983             | -              | (3,941)          | (3,941)         | (11,042)     | 50,000              |
| Property Total                        |       | 263,003            | -              | (3,941)          | (3,941)         | (11,042)     | 248,020             |
| Fixtures and Fittings                 |       | 7,555              | -              | -                | -               | 25,201       | 32,756              |
|                                       |       | 270,558            | -              | (3,941)          | (3,941)         | 14,159       | 280,776             |
| <b>UNRESTRICTED FUNDS</b>             |       | <b>330,844</b>     | <b>154,159</b> | <b>(166,106)</b> | <b>(11,947)</b> | <b>1,683</b> | <b>320,580</b>      |
| <b>RESTRICTED FUNDS</b>               |       |                    |                |                  |                 |              |                     |
| Romania                               |       | -                  | 4,973          | (4,973)          | -               | -            | -                   |
| Missions                              |       | 1,073              | 2,354          | (6,236)          | (3,882)         | 4,809        | 2,000               |
| Buildings                             |       | 8,170              | 10,671         | (6,221)          | 4,450           | (7,620)      | 5,000               |
| Baby Basics                           |       | 1,601              | 4,310          | (3,616)          | 694             | -            | 2,295               |
| Roof Fund                             |       | -                  | 15,000         | -                | 15,000          | -            | 15,000              |
| Hardship Fund                         |       | -                  | 700            | (1,828)          | (1,128)         | 1,128        | -                   |
|                                       |       | 10,844             | 38,008         | (22,874)         | 15,134          | (1,683)      | 24,295              |
| <b>TOTAL FUNDS AS AT 30 JUNE 2024</b> |       | <b>341,688</b>     | <b>192,167</b> | <b>(188,980)</b> | <b>3,187</b>    | <b>-</b>     | <b>344,875</b>      |

The **Property Fund** represents the net book value of the properties held (or cash when sold pending reinvestment).

The **Hardship Fund** was created in the 2020 accounting period in response to Coronavirus. The purpose is to help out people in need.

The **Building Fund** represents the special collections towards the purchase of a new church building.

The **Roof Fund** was set up in the 2024 financial year to build up money for roof repairs.

**Baby Basics Folkestone** is an organisation that works through Harbour Church to help out local parents with newborns

Other restricted funds represent unspent gift income for specific causes.

Harbour Community Church Folkestone

Notes to the Financial Statements (cont.)  
For the Year Ended 30 June 2024

|                                       | NOTES | B/F 1 July<br>2022 | Income         | Expenditure      | Balance       | Transfers    | C/F 30 June<br>2023 |
|---------------------------------------|-------|--------------------|----------------|------------------|---------------|--------------|---------------------|
| <b>CHARITY FUNDS - 2023</b>           | 9b    |                    |                |                  |               |              |                     |
| <b>FREE RESERVES</b>                  |       | 50,130             | 148,271        | (135,145)        | 13,126        | (2,970)      | 60,286              |
| <b>DESIGNATED FUNDS:</b>              |       |                    |                |                  |               |              |                     |
| Foord Road Hall                       |       | 30,000             | -              | -                | -             | -            | 30,000              |
| St. Saviours Building                 |       | 168,020            | -              | -                | -             | -            | 168,020             |
| Property Cash                         |       | 71,574             | -              | (3,154)          | (3,154)       | (3,437)      | 64,983              |
| Property Total                        |       | 269,594            | -              | (3,154)          | (3,154)       | (3,437)      | 263,003             |
| Fixtures and Fittings                 |       | -                  | -              | -                | -             | 7,555        | 7,555               |
|                                       |       | 269,594            | -              | (3,154)          | (3,154)       | 4,117        | 270,558             |
| <b>UNRESTRICTED FUNDS</b>             |       | <b>319,724</b>     | <b>148,271</b> | <b>(138,299)</b> | <b>9,972</b>  | <b>1,148</b> | <b>330,844</b>      |
| <b>RESTRICTED FUNDS</b>               |       |                    |                |                  |               |              |                     |
| Romania                               |       | -                  | 3,238          | (3,300)          | (62)          | 62           | -                   |
| Missions                              |       | 3,177              | 651            | (528)            | 123           | (2,227)      | 1,073               |
| Buildings                             |       | 257                | 11,127         | (3,214)          | 7,913         | -            | 8,170               |
| Baby Basics                           |       | 1,267              | 3,554          | (3,220)          | 334           | -            | 1,601               |
| School Gifts                          |       | -                  | -              | -                | -             | -            | -                   |
| Youth and Children Grant              |       | 1,411              | -              | (1,411)          | (1,411)       | -            | -                   |
| Hardship Fund                         |       | 2,095              | -              | (3,111)          | (3,111)       | 1,016        | -                   |
|                                       |       | 8,206              | 18,570         | (14,784)         | 3,786         | (1,148)      | 10,844              |
| <b>TOTAL FUNDS AS AT 30 JUNE 2023</b> |       | <b>327,930</b>     | <b>166,841</b> | <b>(153,083)</b> | <b>13,758</b> | <b>-</b>     | <b>341,688</b>      |

The **Property Fund** represents the net book value of the properties held (or cash when sold pending reinvestment).

The **Hardship Fund** was created in the 2020 accounting period in response to Coronavirus. The purpose is to help out people in need.

The **Building Fund** represents the special collections towards the purchase of a new church building.

The **School Gift Fund** was set up to bless some teachers at local schools

**Baby Basics Folkestone** is an organisation that works through Harbour Church to help out local parents with newborns

Other restricted funds represent unspent gift income for specific causes.

**HARBOUR COMMUNITY CHURCH, FOLKESTONE**

England & Wales - Charity number 1140131

---

# Accounts

---



**Harbour Community Church Folkestone**

**Trustees' Report and Annual Accounts for the Year End 30 June 2023**

**Charity Registration Number: 1140131**

## Harbour Community Church Folkestone

### Charity Information

---

**Ministers:** Gareth & Sarah Webber and Mary-Jayne McCarthy

**Principal Address:** Harbour Church  
Canterbury Road  
Folkestone  
Kent  
CT19 5NR

**Bankers:** HSBC  
41 Sandgate Road  
Folkestone  
Kent  
CT20 1SA

**Independent Examiner:** Mr Daniel Payne FCCA  
Beresfords Chartered Certified Accountants  
1-2 Rhodium Point  
Spindle Close  
Hawkinge  
Folkestone  
Kent  
CT18 7TQ

# Harbour Community Church Folkestone

## Contents

---

|                                   | <b>Page</b> |
|-----------------------------------|-------------|
| Trustees' Report                  | 1 - 5       |
| Independent Examiner's Report     | 6           |
| Statement of Financial Activities | 7           |
| Balance Sheet                     | 8           |
| Notes to the Financial Statements | 9 - 14      |

## **Harbour Community Church Folkestone**

### **Trustees' Report For the Year End 30 June 2023**

#### **Constitution and Charitable Objectives**

The Church was constituted by a trust deed dated 20 May 2007 with the charitable objectives to:

Advance the Christian faith in accordance with the Statement of Beliefs in such ways and in such parts of the United Kingdom or the world as the Trustees from time to time may think fit,

Relieve sickness and financial hardship and to promote and preserve good health by the provision of funds, goods, or services of any kind, including through the provision of counselling and support in such parts of the United Kingdom or the world as the Trustees from time to time may think fit,

Advance education in such ways and in such parts of the United Kingdom or the world as the Trustees from time to time may think fit.

When planning activities for the period, the Trustees have considered the Charity Commission's guidance on public benefit and in particular the specific guidance for the advancement of religion. The charity promotes the Christian faith by providing regular public worship and teaching for all; providing training, nurture and activities for children and young people; serving the community through giving pastoral care and support to members and others in need, particularly those in sickness, distress or poverty and providing premises and resources for community groups and activities.

#### **Financial Period**

The Financial Period was 1 July 2022 to 30 June 2023.

#### **Premises**

The Church operates out of Harbour Church, formally St. Saviours.

#### **Church Activities**

##### *Coffee Morning*

A weekly coffee morning, an outreach to the community, staffed by church volunteers. We take a voluntary donation for cake and coffee. The coffee morning runs every Thursday morning 10am – 12pm and we welcome in both church members and people from the wider community. The team leaders have been trained by the Trussell trust food bank to issue food bank vouchers when necessary.

##### *Church Weekly Service*

A relaxed, welcoming time with contemporary worship and engaging and relevant preaching, followed by refreshments and fellowship. There is a crèche available throughout the service and a Sunday School for primary school aged children during the latter part of the service.

## Harbour Community Church Folkestone

### Trustees' Report For the Year End 30 June 2023

#### *Play Cafe*

An opportunity for younger children to play, do crafts, sing, and interact together in a relaxed and safe atmosphere and where parents and carers can enjoy a cup of coffee and spend time with other parents.

#### *Harbour Kids*

A weekly children's club for primary school age children. Kids love the fast-moving programme that teaches them about God and the Bible in a fun way. Songs, stories, quizzes, memory verses, videos, and games make Harbour Kids the best place to be on a Wednesday night. We have attendance of between 50 and 60 per week.

#### *Harbour Youth*

This is another opportunity for young people to hang out with friends but with a more spiritual focus as they engage in group activities and hear and discuss the big questions of life as they discover God's amazing plan for their lives.

#### *Youth Connect*

A group for teens wanting to go deeper in their faith, and for those curious about getting to know God better. The Bible and faith are discussed in a frank and open manner. Primarily, Youth Connect is about spending time together and having loads of fun about being a young Christian.

#### *Connect Groups*

An opportunity to build friendships with others from church. It's where members of the church come to share life, to talk about what God is doing in our lives and pray for one another. These small mid-week gatherings are open to all and are a vital part of our church.

#### *Community Events*

As part of its commitment to the local community, the church organises two major events each calendar year: A Family Funday in June called 'Harbour Church Fun Day' which attracts over 1500 people for an afternoon of food, fun, creative activities, and music.

#### *Support to Local Schools*

Experienced children's workers from the Church support local schools and teachers in preparing assemblies, with their RE curriculum and pastoral care of children.

#### *Summer Camp*

The Youth Team took a group of over 20 young people to Limitless Festival in the Summer.

#### *Connecting and Conferences*

Another unique aspect of Harbour Church is its ability to generate and host gatherings of different groups within the local community for both short and long-term purposes. Harbour Crochet has been meeting monthly since 2014. Harbour Church regularly provides regular meetings and activities for both men and women to connect and grow socially and spiritually.

## **Harbour Community Church Folkestone**

### **Trustees' Report For the Year End 30 June 2023**

#### *Baby Basics Folkestone*

During the year Harbour Church partnered with Baby Basics, this involves assisting with finance and storage to enable Baby Basics to fulfil their aims. Baby Basics is a volunteer-led project aiming to support new mothers and families who are struggling to meet the financial and practical burden of looking after a new baby.

#### **Wider Folkestone Community**

##### *Churches Together Folkestone*

The church is an active member of the wider Christian presence in Folkestone through Folkestone Churches Together (CTF), with members of Harbour Church's leadership being part of CTF's management and planning committees. CTF organise public acts of worship at Christmas and Easter, a variety of social activities for children, youth and older folk and encourage prayerful support for the civic life in Folkestone as well as many other practical and social activities.

##### *Folkestone Charities*

Harbour Church also financially supports other local Christian charities who share its aims and charitable objectives and encourages its members to participate in their activities. Organisations include the Folkestone Rainbow Centre, Operation Sunshine, Shepway Food Bank.

##### *Winter Shelter*

Church members participate in the Folkestone Churches 'Winter Shelter' programme for people who are homeless, which is run in conjunction with Shepway Council and other local agencies. During the winter months, different churches in Folkestone open their doors for one night each week to provide food, shelter, and a bed for the night, ensuring there is shelter and support for each day of the week. This ministry has developed into a broader referral and advice service for those using these facilities.

#### **The Wider World**

In addition to its focus on the local community, Harbour Church also encouraged its members, youth, and children to engage with the wider world in mission and community development. The church commits a percentage of its unrestricted income to world mission which included support for people working in Romania and South Africa as well as activities with a more local focus.

Members of Harbour Church have worked alongside members of another church in Folkestone to raise money to build and support a primary school in Burkina Faso. Harbour Church also has links with Mission Aviation Fellowship who have their main offices in the town.

## **Harbour Community Church Folkestone**

### **Trustees' Report For the Year End 30 June 2023**

#### *Volunteer Support*

The trustees are extremely grateful to the dozens of volunteers from the church who give generously of their time, as without this very little of the activities outlined above would happen.

#### *Building Repairs and Improvements*

During the accounting period, various building and roof works were made to repair or improve the building. The Trustees will look at fundraising options for future building works.

#### *Financial Review.*

The income for the year was £166,841 which was £5,998 more than the previous period. The church has enjoyed seeing growth during this period. Total costs of £153,083 are £3,816 lower than the previous periods figure of £156,899. Free Reserves of £60,286 amount to 5.21 months of unrestricted expenditure. The Trustees aim to hold between three- and six-months' worth of expenditure.

At the period end the Property Fund held £263,003 in comparison to the previous period end figure of £269,594. The Property Fund represents the Net Book Value of properties held and cash from the sale of premises.

Harbour Church aim to give 10% of the general income to missionaries and missions, overseas and in the UK. This provides long term support for people working overseas and finance for short term missions' projects and capital projects. Also, we often raise additional money for specific projects, e.g. school building construction. At the period end there was £1,073 in the Missions Fund, in comparison to £3,177 at the last period-End.

The Buildings Fund, had a balance of £8,170 at the year end, compared to £257 last year.

#### *Hardship Fund*

Trustees and Spiritual leadership agreed to initiate a Hardship fund in March 2020. The Hardship fund exists to help people in need within the Harbour Church family and anyone who approaches the church for assistance. Alongside the assistance from the fund all other avenues of aid will be signposted to the person receiving the help, such as: Foodbank, benefits, and local hot meals.

#### *Church Affiliation*

Harbour Community Church is affiliated to the Assemblies of God.

#### *Trustee Appointments*

New trustees are appointed by the Spiritual Leadership. All trustees must subscribe and adhere to, in belief and lifestyle, the Statement of Beliefs.

#### *Investment Powers*

The Trust Deed authorises the Trustees to make and hold investments in accordance with the provisions of the Trustee Act 2000.

## Harbour Community Church Folkestone

### Trustees' Report For the Year End 30 June 2023

#### *Statement of Trustees' Responsibilities*

The Trustees are responsible for preparing the trustees' report and the financial statements in accordance with the United Kingdom Accounting Standards (United Kingdom Generally Accepted Accountancy Practice) and applicable laws and regulations.

The law applicable to charities requires the trustees to prepare financial statements for each financial year which give a true and fair view of the state of affairs of the charity and of the incoming resources and application of resources of the charity for that period. In preparing those financial statements, the trustees are required to:

- select suitable accounting policies and then apply them consistently;
- observe the methods and principles in the Charities SORP;
- make judgements and estimates that are reasonable and prudent;
- state whether applicable accounting standards have been followed, subject to any material departures disclosed and explained in the financial statements; and
- prepare the financial statements on the going concern basis unless it is inappropriate to presume that the charity will continue in business.

The Trustees are responsible for keeping proper accounting records that disclose with reasonable accuracy at any time the financial position of the charity and enable them to ensure the financial statements comply with the Charities Act 2011, the Charities (Accounts and Reports) Regulations 2008 and the provisions of the constitution. The trustees are also responsible for safeguarding the assets of the charity and hence for taking reasonable steps for the prevention and detection of fraud and other irregularities.

The trustees are responsible for the maintenance and integrity of the corporate and financial information included on the charity's website. Legislation governing the preparation and dissemination of financial statements may differ from legislation in other jurisdictions.

#### Trustees

The Trustees who served during the period were:

Rev Gareth Webber (Chairman)

Mr Christopher Kellers

Mrs Katy Lockey

Mrs Heather Deeming

Mr Peter Truss

Mr Joshua Cottingham

This report was approved by the trustees on 10/4/24 and signed on their behalf by Rev. Gareth Webber.



Rev. G Webber

## Harbour Community Church Folkestone

### Independent Examiner's Report to the Trustees of Harbour Community Church Folkestone

---

I report to the trustees on my examination of the accounts of Harbour Community Church Folkestone for the year ended 30<sup>th</sup> June 2023.

#### Responsibilities and basis of report

As the charity trustees of Harbour Community Church Folkestone you are responsible for the preparation of the accounts in accordance with the requirements of the Charities Act 2011 ('the Act').


I report in respect of my examination of the Harbour Community Church Folkestone accounts carried out under section 145 of the 2011 Act and in carrying out my examination I have followed all the applicable Directions given by the Charity Commission under section 145(5)(b) of the Act.

#### Independent examiner's statement

I have completed my examination. I confirm that no material matters have come to my attention in connection with the examination giving me cause to believe that in any material respect:

1. accounting records were not kept in respect of Harbour Community Church Folkestone as required by section 130 of the Act; or
2. the accounts do not accord with those records; or
3. the accounts do not comply with the accounting requirements concerning the form and content of accounts set out in the Charities (Accounts and Reports) Regulations 2008 other than any requirement that the accounts give a 'true and fair view' which is not a matter considered as part of an independent examination.

I have no concerns and have come across no other matters in connection with the examination to which attention should be drawn in this report in order to enable a proper understanding of the accounts to be reached.



.....  
Mr D Payne FCCA  
Beresfords  
Chartered Certified Accountants  
1-2 Rhodium Point  
Spindle Close  
Hawkinge  
Folkestone  
Kent  
CT18 7TQ

Date: 10/4/24

Harbour Community Church Folkestone

Statement of Financial Activities  
For the Year End 30 June 2023

|   | NOTES | 2023           |               |                | 2022           |                |                |
|---|-------|----------------|---------------|----------------|----------------|----------------|----------------|
|   |       | Unrestricted   | Restricted    | Total          | Unrestricted   | Restricted     | Total          |
|   |       | £              | £             | £              | £              | £              | £              |
| <b>INCOMING RESOURCES</b>               |       |                |               |                |                |                |                |
| Voluntary Income                        | 2a    | 141,847        | 18,294        | 160,141        | 134,084        | 20,647         | 154,731        |
| Activities for Generating Funds         | 2b    | -              | -             | -              | -              | -              | -              |
| Income from Investments                 | 2c    | 279            | -             | 279            | 58             | -              | 58             |
| Church Activities                       | 2d    | 6,145          | 276           | 6,421          | 3,568          | 2,486          | 6,054          |
| Other Incoming Resources                | 2e    | -              | -             | -              | -              | -              | -              |
| <b>TOTAL INCOME</b>                     |       | <b>148,271</b> | <b>18,570</b> | <b>166,841</b> | <b>137,710</b> | <b>23,133</b>  | <b>160,843</b> |
| <b>RESOURCES EXPENDED</b>               |       |                |               |                |                |                |                |
| Fundraising Trading Costs               | 3a    | -              | -             | -              | -              | -              | -              |
| Church Activities                       | 3b    | 135,690        | 14,784        | 150,474        | 131,855        | 21,077         | 152,932        |
| Governance                              | 3c    | 2,609          | -             | 2,609          | 3,967          | -              | 3,967          |
| <b>TOTAL EXPENDITURE</b>                |       | <b>138,299</b> | <b>14,784</b> | <b>153,083</b> | <b>135,822</b> | <b>21,077</b>  | <b>156,899</b> |
| Net Incoming Resources before Transfers |       | 9,972          | 3,786         | 13,758         | 1,888          | 2,056          | 3,944          |
| Fund Transfers                          |       | 1,148          | (1,148)       | -              | 9,622          | (9,622)        | -              |
| Net Movement in Funds                   |       | <b>11,120</b>  | <b>2,638</b>  | <b>13,758</b>  | <b>11,510</b>  | <b>(7,566)</b> | <b>3,944</b>   |
| <b>Brought Forward at 30 June 2022</b>  |       | <b>319,724</b> | <b>8,206</b>  | <b>327,930</b> | <b>308,214</b> | <b>15,772</b>  | <b>323,986</b> |
| <b>Carried Forward at 30 June 2023</b>  |       | <b>330,844</b> | <b>10,844</b> | <b>341,688</b> | <b>319,724</b> | <b>8,206</b>   | <b>327,930</b> |

**Continuing Operations**

None of the Church's operations were acquired or discontinued during the above financial years.

**Total Recognised Gains and Losses**

The Church has no recognised gains or losses other than the income and expenditure for the two above years.

Harbour Community Church Folkestone

Balance Sheet  
As at 30 June 2023

|  |   | 2023           |               |                | 2022           |              |                |
|--|---|----------------|---------------|----------------|----------------|--------------|----------------|
|  |   | Unrestricted   | Restricted    | Total          | Unrestricted   | Restricted   | Total          |
|  |   | £              | £             | £              | £              | £            | £              |
| <b>FIXED ASSETS</b>                          |   |                |               |                |                |              |                |
| Tangible Assets                              | 6 | 199,120        | 6,455         | 205,575        | 198,020        | -            | 198,020        |
|  |   | <b>199,120</b> | <b>6,455</b>  | <b>205,575</b> | <b>198,020</b> | <b>-</b>     | <b>198,020</b> |
| <b>CURRENT ASSETS</b>                        |   |                |               |                |                |              |                |
| Debtors                                      | 7 | 30,495         | 3,237         | 33,732         | 7,032          | 724          | 7,756          |
| Cash and Bank in Hand                        |   | 105,763        | 1,152         | 106,915        | 119,275        | 7,482        | 126,757        |
|  |   | <b>136,258</b> | <b>4,389</b>  | <b>140,647</b> | <b>126,307</b> | <b>8,206</b> | <b>134,513</b> |
| <b>CURRENT LIABILITIES</b>                   |   |                |               |                |                |              |                |
| Creditors falling due within One Year        | 8 | 4,534          | -             | 4,534          | 4,603          | -            | 4,603          |
|  |   | <b>131,724</b> | <b>4,389</b>  | <b>136,113</b> | <b>121,704</b> | <b>8,206</b> | <b>129,910</b> |
| <b>NET CURRENT ASSETS</b>                    |   |                |               |                |                |              |                |
|  |   | <b>330,844</b> | <b>10,844</b> | <b>341,688</b> | <b>319,724</b> | <b>8,206</b> | <b>327,930</b> |
| <b>TOTAL ASSETS LESS CURRENT LIABILITIES</b> |   |                |               |                |                |              |                |
| <b>REPRESENTED BY:</b>                       |   |                |               |                |                |              |                |
| Free Reserves                                | 9 | 60,286         | -             | 60,286         | 50,130         | -            | 50,130         |
| Designated Reserves                          | 9 | 270,558        | -             | 270,558        | 269,594        | -            | 269,594        |
| Restricted Reserves                          | 9 | -              | 10,844        | 10,844         | -              | 8,206        | 8,206          |
|  |   | <b>330,844</b> | <b>10,844</b> | <b>341,688</b> | <b>319,724</b> | <b>8,206</b> | <b>327,930</b> |
| <b>TOTAL FUNDS</b>                           |   |                |               |                |                |              |                |

This statement of account was approved by the Trustees and signed on their behalf by Rev. Gareth Webber, Chair of Trustees



For and on behalf of the Trustees

10/4/23

Dated

## Harbour Community Church Folkestone

### Notes to the Financial Statements For the Year Ended 30 June 2023

---

#### 1) Accounting Policies

##### a) Statement of Compliance

The financial statements have been prepared in accordance with the second edition of the Charities Statement of Recommended Practice issued in October 2019, the Financial Reporting Standard applicable in the United Kingdom and Republic of Ireland (FRS 102) and the Charities Act 2011.

##### b) Basis of Preparation

Harbour Community Church meets the definition of a public benefit entity under FRS 102. The Financial Statements have been prepared under the historical cost convention except for Land and Buildings which is carried at deemed cost under the transitional provisions of

##### c) Funds

Free reserves represent the funds of the church that are not subject to any regulations regarding their use and are available for application on the general purposes of the Church.

The accounts include all transactions, assets and liabilities for which the Church is responsible in law.

##### d) Incoming Resources

###### **Voluntary Income and Capital Sources**

Collections are recognised when received by or on behalf of the Church.

Income tax recoverable on gift aid donations is recognised when the income is recognised.

Grants and legacies to the Church are accounted for as soon as the church is notified of its legal entitlement and the amount due.

Funds raised by fetes, garden parties and other similar events are accounted for gross.

###### **Other Ordinary Income**

Rental income from the letting of the Church premises is recognised when the rent is due.

###### **Income from Investments**

Dividends and interest are accounted for when receivable. Tax recoverable on such income is recognised in the same accounting year.

##### e) Fixed Assets

###### **Land and Buildings**

Foord Road Church Hall \*

85,000.00 \*\*\* Professional Valuation

St. Saviours Church Building \*\*

No depreciation is charged on Land and Buildings as the Trustees believe that the market value is in excess of the valuation provided.

\* The Foord Road Church Hall is let on a 10 year repairing lease to Sunflower House for a nominal rent of £1 per year.

\*\* During the 2019 accounting period Harbour Community Church completed the purchase of St. Saviours building for £1. A special was made asking congregation members, if they so wished, to contribute one pence each.

\*\*\* In March 2022 a professional valuation was made on Foord Road Church Hall and the Valuation is now deemed to be £85,000

###### **Other Assets**

Other Assets with a purchase price in excess of £1,000 with an estimated useful life of more than one year are capitalised and written off over their estimated useful life using the straight line method.

Harbour Community Church Folkestone

Notes to the Financial Statements (cont.)  
For the Year Ended 30 June 2023

|  | NOTES | 2023           |               |                | 2022           |               |                |
|--|-------|----------------|---------------|----------------|----------------|---------------|----------------|
|  |       | Unrestricted   | Restricted    | Total          | Unrestricted   | Restricted    | Total          |
|  |       | £              | £             | £              | £              | £             | £              |
| <b><u>INCOMING RESOURCES</u></b>       |       |                |               |                |                |               |                |
| Collections - Cash and Bank            |       | 118,793        | 15,781        | 134,574        | 109,999        | 17,569        | 127,568        |
| Gift Aid                               |       | 23,054         | 2,513         | 25,567         | 24,085         | 3,078         | 27,163         |
| <b>VOLUNTARY INCOME</b>                | 2a    | <b>141,847</b> | <b>18,294</b> | <b>160,141</b> | <b>134,084</b> | <b>20,647</b> | <b>154,731</b> |
| <b>ACTIVITIES FOR GENERATING FUNDS</b> |       |                |               |                |                |               |                |
| Bank Interest                          | 2b    | -              | -             | -              | -              | -             | -              |
|  |       | 279            | -             | 279            | 58             | -             | 58             |
| <b>INCOME FROM INVESTMENTS</b>         | 2c    | <b>279</b>     | <b>-</b>      | <b>279</b>     | <b>58</b>      | <b>-</b>      | <b>58</b>      |
| Ladies Conference                      |       | -              | -             | -              | -              | -             | -              |
| Church Fun Day                         |       | -              | -             | -              | -              | -             | -              |
| Party in the Dark                      |       | -              | -             | -              | -              | -             | -              |
| Compassion                             |       | -              | 276           | 276            | -              | 336           | 336            |
| Mobile Comics Factory                  |       | -              | -             | -              | -              | -             | -              |
| Rent Received                          |       | 6,145          | -             | 6,145          | 3,393          | -             | 3,393          |
| Grants                                 |       | -              | -             | -              | -              | 2,150         | 2,150          |
| Coffee Cash                            |       | -              | -             | -              | 175            | -             | 175            |
| Other                                  |       | -              | -             | -              | -              | -             | -              |
| <b>INCOME FROM CHURCH ACTIVITIES</b>   | 2d    | <b>6,145</b>   | <b>276</b>    | <b>6,421</b>   | <b>3,568</b>   | <b>2,486</b>  | <b>6,054</b>   |
| Miscellaneous                          |       | -              | -             | -              | -              | -             | -              |
| <b>OTHER INCOMING RESOURCES</b>        | 2e    | <b>-</b>       | <b>-</b>      | <b>-</b>       | <b>-</b>       | <b>-</b>      | <b>-</b>       |
| <b>TOTAL INCOMING RESOURCES</b>        |       | <b>148,271</b> | <b>18,570</b> | <b>166,841</b> | <b>137,710</b> | <b>23,133</b> | <b>160,843</b> |

Harbour Community Church Folkestone

Notes to the Financial Statements (cont.)  
For the Year Ended 30 June 2023

|  | NOTES | 2023           |               |                | 2022           |               |                |
|--|-------|----------------|---------------|----------------|----------------|---------------|----------------|
|  |       | Unrestricted   | Restricted    | Total          | Unrestricted   | Restricted    | Total          |
| <b>RESOURCES EXPENDED</b>                |       | £              | £             | £              | £              | £             | £              |
| <b>FUNDRAISING TRADING COSTS</b>         | 3a    | -              | -             | -              | -              | -             | -              |
| Building Running and General Maintenance |       | 7,090          | -             | 7,090          | 6,657          | -             | 6,657          |
| Cost of Services                         |       | 5,234          | -             | 5,234          | 5,402          | -             | 5,402          |
| Hospitality and Gifts                    |       | 2,969          | -             | 2,969          | 1,881          | -             | 1,881          |
| Insurance                                |       | 9,005          | -             | 9,005          | 7,754          | -             | 7,754          |
| Internship Expenditure                   |       | -              | -             | -              | -              | -             | -              |
| Leadership Development                   |       | 4,714          | -             | 4,714          | 2,448          | -             | 2,448          |
| MCF Expenditure                          |       | -              | -             | -              | -              | -             | -              |
| Office Expenditure                       |       | 3,764          | -             | 3,764          | 3,372          | -             | 3,372          |
| Personnel                                | 4     | 68,707         | -             | 68,707         | 67,599         | -             | 67,599         |
| Subscriptions                            |       | 1,627          | -             | 1,627          | 1,507          | -             | 1,507          |
| Sundry Expenditure                       |       | -              | -             | -              | -              | -             | -              |
| Telephone and Wi-Fi                      |       | 1,142          | -             | 1,142          | 1,315          | -             | 1,315          |
| <b>CHURCH RUNNING EXPENDITURE</b>        |       | <b>104,252</b> | <b>-</b>      | <b>104,252</b> | <b>97,935</b>  | <b>-</b>      | <b>97,935</b>  |
| Light and Heat                           |       | 3,331          | -             | 3,331          | 17,948         | -             | 17,948         |
| Repairs and Renewals                     |       | 3,256          | 3,214         | 6,470          | 1,706          | 12,180        | 13,886         |
| Set-up Expenses and Equipment            |       | 3,154          | -             | 3,154          | 4,470          | -             | 4,470          |
| Water                                    |       | 2,104          | -             | 2,104          | 395            | -             | 395            |
| <b>CHURCH BUILDING EXPENDITURE</b>       |       | <b>11,845</b>  | <b>3,214</b>  | <b>15,059</b>  | <b>24,519</b>  | <b>12,180</b> | <b>36,699</b>  |
| Allotment                                |       | -              | -             | -              | 420            | -             | 420            |
| Harbour Church Conferences and Courses   |       | 4,007          | -             | 4,007          | -              | -             | -              |
| Harbour Church Fun Day                   |       | 1,936          | -             | 1,936          | -              | -             | -              |
| Harbour Church Winter Shelter            |       | -              | -             | -              | -              | -             | -              |
| One Off Activities                       |       | 3,296          | -             | 3,296          | 1,939          | -             | 1,939          |
| Party in the Dark                        |       | -              | -             | -              | -              | -             | -              |
| Youth and Children                       |       | 4,836          | -             | 4,836          | 3,392          | -             | 3,392          |
| Youth and Children Grants                |       | -              | 1,411         | 1,411          | 739            | -             | 739            |
| <b>CHURCH ACTIVITY EXPENDITURE</b>       |       | <b>14,075</b>  | <b>1,411</b>  | <b>15,486</b>  | <b>6,490</b>   | <b>-</b>      | <b>6,490</b>   |
| Burkina Faso                             |       | -              | -             | -              | -              | -             | -              |
| Churches Together Folkestone             |       | 267            | -             | 267            | 70             | -             | 70             |
| Compassion UK                            |       | -              | 440           | 440            | -              | 720           | 720            |
| Folkestone Rainbow Centre                |       | 300            | -             | 300            | 300            | -             | 300            |
| School Gifts / Work                      |       | -              | 88            | 88             | -              | 40            | 40             |
| Hardship Fund                            |       | -              | 3,111         | 3,111          | -              | 3,055         | 3,055          |
| Austria                                  |       | -              | -             | -              | 251            | -             | 251            |
| Goodchild                                |       | 900            | -             | 900            | 900            | -             | 900            |
| Baby Basics Folkestone                   |       | -              | 3,220         | 3,220          | -              | 1,922         | 1,922          |
| Romania                                  |       | -              | 3,300         | 3,300          | 1,000          | 3,160         | 4,160          |
| South East Summer Camp                   |       | 1,807          | -             | 1,807          | 390            | -             | 390            |
| Limitless                                |       | 2,244          | -             | 2,244          | -              | -             | -              |
| Ukraine                                  |       | -              | -             | -              | -              | -             | -              |
| <b>MISSION EXPENDITURE</b>               |       | <b>5,518</b>   | <b>10,159</b> | <b>15,677</b>  | <b>2,911</b>   | <b>8,897</b>  | <b>11,808</b>  |
| <b>TOTAL CHURCH EXPENDITURE</b>          | 3b    | <b>135,690</b> | <b>14,784</b> | <b>150,474</b> | <b>131,855</b> | <b>21,077</b> | <b>152,932</b> |
| AOG Contribution                         |       | 1,197          | -             | 1,197          | 1,197          | -             | 1,197          |
| Bank Charges                             |       | 299            | -             | 299            | 235            | -             | 235            |
| Legal and Professional Fees              |       | 1,113          | -             | 1,113          | 2,535          | -             | 2,535          |
| <b>GOVERNANCE COSTS</b>                  | 3c    | <b>2,609</b>   | <b>-</b>      | <b>2,609</b>   | <b>3,967</b>   | <b>-</b>      | <b>3,967</b>   |
| <b>TOTAL RESOURCES EXPENDED</b>          |       | <b>138,299</b> | <b>14,784</b> | <b>153,083</b> | <b>135,822</b> | <b>21,077</b> | <b>156,899</b> |

Harbour Community Church Folkestone

Notes to the Financial Statements (cont.)  
For the Year Ended 30 June 2023

|   | NOTES | 2023                        |                   |                | 2022                        |                   |                |
|---|-------|-----------------------------|-------------------|----------------|-----------------------------|-------------------|----------------|
|   |       | Unrestricted                | Restricted        | Total          | Unrestricted                | Restricted        | Total          |
|   |       | £                           | £                 | £              | £                           | £                 | £              |
| <b>WAGES AND SALARIES</b>   |       |                             |                   |                |                             |                   |                |
|   | 4     |                             |                   |                |                             |                   |                |
| Senior Pastor   | *     | 25,071                      | -                 | 25,071         | 24,648                      | -                 | 24,648         |
| Associate Pastor  | **    | 15,001                      | -                 | 15,001         | 14,563                      | -                 | 14,563         |
| Centre Manager  | *     | 12,116                      | -                 | 12,116         | 12,154                      | -                 | 12,154         |
| Pastor  |       | 11,430                      | -                 | 11,430         | 11,237                      | -                 | 11,237         |
| Social Security Costs   |       | -                           | -                 | -              | -                           | -                 | -              |
| Pension Costs   |       | 5,089                       | -                 | 5,089          | 4,997                       | -                 | 4,997          |
|   |       | <b>68,707</b>               | <b>-</b>          | <b>68,707</b>  | <b>67,599</b>               | <b>-</b>          | <b>67,599</b>  |
| * = Trustee   |       |                             |                   |                |                             |                   |                |
| ** = Connected Party  |       |                             |                   |                |                             |                   |                |
| <b>TRUSTEE EXPENSES</b>   |       |                             |                   |                |                             |                   |                |
| During the year purchases were made by 5 Trustees and 2 connected parties in respect of out-of-pocket purchases which were fully reimbursed. (2022: 3 Trustees and 2 connected parties) |       | 33,064                      | 3,485             | 36,549         | 22,343                      | 2,720             | 25,063         |
|   |       | <b>33,064</b>               | <b>3,485</b>      | <b>36,549</b>  | <b>22,343</b>               | <b>2,720</b>      | <b>25,063</b>  |
| <b>FIXED ASSETS</b>   |       |                             |                   |                |                             |                   |                |
|   | 6     |                             |                   |                |                             |                   |                |
|   |       | <b>Land &amp; Buildings</b> | <b>F&amp;F</b>    | <b>Total</b>   | <b>Land &amp; Buildings</b> | <b>F&amp;f</b>    | <b>Total</b>   |
| <b>COST / VALUATION</b>   |       |                             |                   |                |                             |                   |                |
| Balance Brought Forward   |       | 198,020                     | -                 | 198,020        | 198,020                     | -                 | 198,020        |
| Additions   |       | -                           | 7,555             | 7,555          | -                           | -                 | -              |
| Disposals   |       | -                           | -                 | -              | -                           | -                 | -              |
| Balance Carried Forward   |       | <b>198,020</b>              | <b>7,555</b>      | <b>205,575</b> | <b>198,020</b>              | <b>-</b>          | <b>198,020</b> |
| <b>DEPRECIATION</b>   |       |                             |                   |                |                             |                   |                |
| Balance Brought Forward   |       | -                           | -                 | -              | -                           | -                 | -              |
| Charge for the Year   |       | -                           | -                 | -              | -                           | -                 | -              |
| Eliminated on Disposal  |       | -                           | -                 | -              | -                           | -                 | -              |
| Balance Carried Forward   |       | <b>-</b>                    | <b>-</b>          | <b>-</b>       | <b>-</b>                    | <b>-</b>          | <b>-</b>       |
| <b>NET BOOK VALUE</b>   |       |                             |                   |                |                             |                   |                |
| As at 30 June 2022  |       | 198,020                     | -                 | 198,020        | 198,020                     | -                 | 198,020        |
| As at 30 June 2023  |       | <b>198,020</b>              | <b>7,555</b>      | <b>205,575</b> | <b>198,020</b>              | <b>-</b>          | <b>198,020</b> |
| <b>DEBTORS AND PREPAID EXPENSES</b>   |       |                             |                   |                |                             |                   |                |
|   | 7     | <b>Unrestricted</b>         | <b>Restricted</b> | <b>Total</b>   | <b>Unrestricted</b>         | <b>Restricted</b> | <b>Total</b>   |
| Gift Aid Recoverable  |       | 28,174                      | 3,237             | 31,411         | 5,120                       | 724               | 5,844          |
| Other Debtors   |       | -                           | -                 | -              | -                           | -                 | -              |
| Prepayments   |       | 2,321                       | -                 | 2,321          | 1,912                       | -                 | 1,912          |
|   |       | <b>30,495</b>               | <b>3,237</b>      | <b>33,732</b>  | <b>7,032</b>                | <b>724</b>        | <b>7,756</b>   |
| <b>CREDITORS AND ACCRUALS</b>   |       |                             |                   |                |                             |                   |                |
|   | 8     | <b>Unrestricted</b>         | <b>Restricted</b> | <b>Total</b>   | <b>Unrestricted</b>         | <b>Restricted</b> | <b>Total</b>   |
| AOG Contribution  |       | 1,198                       | -                 | 1,198          | 1,198                       | -                 | 1,198          |
| Accruals  |       | 720                         | -                 | 720            | 720                         | -                 | 720            |
| Taxation and Social Security  |       | 2,467                       | -                 | 2,467          | 2,514                       | -                 | 2,514          |
| Other Creditors   |       | 149                         | -                 | 149            | 171                         | -                 | 171            |
|   |       | <b>4,534</b>                | <b>-</b>          | <b>4,534</b>   | <b>4,603</b>                | <b>-</b>          | <b>4,603</b>   |

Harbour Community Church Folkestone

Notes to the Financial Statements (cont.)  
For the Year Ended 30 June 2023

|                                       | NOTES | B/F 1 July<br>2022 | Income         | Expenditure      | Balance       | Transfers    | C/F 30 June<br>2023 |
|---------------------------------------|-------|--------------------|----------------|------------------|---------------|--------------|---------------------|
| <b>CHARITY FUNDS - 2023</b>           |       |                    |                |                  |               |              |                     |
|                                       | 9     |                    |                |                  |               |              |                     |
| <b>FREE RESERVES</b>                  |       | 50,130             | 148,271        | (135,145)        | 13,126        | (2,970)      | 60,286              |
| <b>DESIGNATED FUNDS:</b>              |       |                    |                |                  |               |              |                     |
| Foord Road Hall                       |       | 30,000             | -              | -                | -             | -            | 30,000              |
| St Saviours Building                  |       | 168,020            | -              | -                | -             | -            | 168,020             |
| Property Cash                         |       | 71,574             | -              | (3,154)          | (3,154)       | (3,437)      | 64,983              |
| Property Total                        |       | 269,594            | -              | (3,154)          | (3,154)       | (3,437)      | 263,003             |
| Fixtures and Fittings                 |       | -                  | -              | -                | -             | 7,555        | 7,555               |
|                                       |       | 269,594            | -              | (3,154)          | (3,154)       | 4,117        | 270,558             |
| <b>UNRESTRICTED FUNDS</b>             |       | <b>319,724</b>     | <b>148,271</b> | <b>(138,299)</b> | <b>9,972</b>  | <b>1,148</b> | <b>330,844</b>      |
| <b>RESTRICTED FUNDS</b>               |       |                    |                |                  |               |              |                     |
| Romania                               |       | -                  | 3,238          | (3,300)          | (62)          | 62           | -                   |
| Missions                              |       | 3,177              | 651            | (528)            | 123           | (2,227)      | 1,073               |
| Buildings                             |       | 257                | 11,127         | (3,214)          | 7,913         | -            | 8,170               |
| Baby Basics                           |       | 1,267              | 3,554          | (3,220)          | 334           | -            | 1,601               |
| School Gifts                          |       | -                  | -              | -                | -             | -            | -                   |
| Youth and Children Grant              |       | 1,411              | -              | (1,411)          | (1,411)       | -            | -                   |
| Hardship Fund                         |       | 2,094              | -              | (3,111)          | (3,111)       | 1,017        | -                   |
|                                       |       | 8,206              | 18,570         | (14,784)         | 3,786         | (1,148)      | 10,844              |
| <b>TOTAL FUNDS AS AT 30 JUNE 2023</b> |       | <b>327,930</b>     | <b>166,841</b> | <b>(153,083)</b> | <b>13,758</b> | <b>(0)</b>   | <b>341,688</b>      |

The **Property Fund** represents the net book value of the properties held (or cash when sold pending reinvestment).

The **Hardship Fund** was created in the 2020 accounting period in response to Coronavirus. The purpose is to help out people in need.

The **Building Fund** represents the special collections towards the purchase of a new church building.

The **School Gift Fund** was set up to bless some teachers at local schools

**Baby Basics Folkestone** is an organisation that works through Harbour Church to help out local parents with newborns

Other restricted funds represent unspent gift income for specific causes.

Harbour Community Church Folkestone

Notes to the Financial Statements (cont.)  
For the Year Ended 30 June 2023

|                                       | NOTES | B/F 1 July<br>2021 | Income         | Expenditure      | Balance      | Transfers    | C/F 30 June<br>2022 |
|---------------------------------------|-------|--------------------|----------------|------------------|--------------|--------------|---------------------|
| <b>CHARITY FUNDS - 2022</b>           |       |                    |                |                  |              |              |                     |
|                                       | 9b    |                    |                |                  |              |              |                     |
| <b>FREE RESERVES</b>                  |       | 32,444             | 137,710        | (129,646)        | 8,064        | 9,622        | 50,130              |
| <b>DESIGNATED FUNDS:</b>              |       |                    |                |                  |              |              |                     |
| Foord Road Hall                       |       | 30,000             | -              | -                | -            | -            | 30,000              |
| St. Saviours Building                 |       | 168,020            | -              | -                | -            | -            | 168,020             |
| Property Cash                         |       | 77,750             | -              | (6,176)          | (6,176)      | -            | 71,574              |
| Property Total                        |       | 275,770            | -              | (6,176)          | (6,176)      | -            | 269,594             |
| Fixtures and Fittings                 |       | -                  | -              | -                | -            | -            | -                   |
|                                       |       | 275,770            | -              | (6,176)          | (6,176)      | -            | 269,594             |
| <b>UNRESTRICTED FUNDS</b>             |       | <b>308,214</b>     | <b>137,710</b> | <b>(135,822)</b> | <b>1,888</b> | <b>9,622</b> | <b>319,724</b>      |
| <b>RESTRICTED FUNDS</b>               |       |                    |                |                  |              |              |                     |
| Romania                               |       | 306                | 870            | (3,160)          | (2,290)      | 1,984        | -                   |
| Missions                              |       | 14,702             | 599            | (720)            | (121)        | (11,404)     | 3,177               |
| Buildings                             |       | -                  | 12,437         | (12,180)         | 257          | -            | 257                 |
| Baby Basics                           |       | 361                | 2,828          | (1,922)          | 906          | -            | 1,267               |
| School Gifts                          |       | -                  | 380            | (40)             | 340          | (340)        | -                   |
| Youth and Children Grant              |       | -                  | 2,150          | -                | 2,150        | (739)        | 1,411               |
| Hardship Fund                         |       | 403                | 3,869          | (3,055)          | 814          | 877          | 2,094               |
|                                       |       | 15,772             | 23,133         | (21,077)         | 2,056        | (9,622)      | 8,206               |
| <b>TOTAL FUNDS AS AT 30 JUNE 2022</b> |       | <b>323,986</b>     | <b>160,843</b> | <b>(156,899)</b> | <b>3,944</b> | <b>-</b>     | <b>327,930</b>      |

The **Property Fund** represents the net book value of the properties held (or cash when sold pending reinvestment).

The **Hardship Fund** was created in the 2020 accounting period in response to Coronavirus. The purpose is to help out people in need.

The **Building Fund** represents the special collections towards the purchase of a new church building.

The **School Gift Fund** was set up to bless some teachers at local schools

**Baby Basics Folkestone** is an organisation that works through Harbour Church to help out local parents with newborns

Other restricted funds represent unspent gift income for specific causes.



**HARBOUR COMMUNITY CHURCH, FOLKESTONE**

England & Wales - Charity number 1140131

---

# Accounts

---



## **Harbour Community Church Folkestone**

**Trustees' Report and Annual Accounts for the Year End 30 June 2022**

**Charity Registration Number: 1140131**

# Harbour Community Church Folkestone

## Charity Information

---

**Ministers:** Gareth & Sarah Webber and Mary-Jayne McCarthy

**Principal Address:** Harbour Church  
Canterbury Road  
Folkestone  
Kent  
CT19 5NR

**Bankers:** HSBC  
41 Sandgate Road  
Folkestone  
Kent  
CT20 1SA

**Independent Examiner:** Mr Daniel Payne FCCA  
Beresfords Chartered Certified Accountants  
1-2 Rhodium Point  
Spindle Close  
Hawkinge  
Folkestone  
Kent  
CT18 7TQ

# Harbour Community Church Folkestone

## Contents

---

|                                   | <b>Page</b> |
|-----------------------------------|-------------|
| Trustees' Report                  | 1 - 6       |
| Independent Examiner's Report     | 7           |
| Statement of Financial Activities | 8           |
| Balance Sheet                     | 9           |
| Notes to the Financial Statements | 10 -15      |

## **Constitution and Charitable Objectives**

The Church was constituted by a trust deed dated 20 May 2007 with the charitable objectives to:

Advance the Christian faith in accordance with the Statement of Beliefs in such ways and in such parts of the United Kingdom or the world as the Trustees from time to time may think fit,

Relieve sickness and financial hardship and to promote and preserve good health by the provision of funds, goods, or services of any kind, including through the provision of counselling and support in such parts of the United Kingdom or the world as the Trustees from time to time may think fit,

Advance education in such ways and in such parts of the United Kingdom or the world as the Trustees from time to time may think fit.

When planning activities for the period, the Trustees have considered the Charity Commission's guidance on public benefit and in particular the specific guidance for the advancement of religion. The charity promotes the Christian faith by providing regular public worship and teaching for all; providing training, nurture and activities for children and young people; serving the community through giving pastoral care and support to members and others in need, particularly those in sickness, distress or poverty and providing premises and resources for community groups and activities.

## **Financial Period**

The Financial Period was 1 July 2021 to 30 June 2022.

## **Premises**

The Church operates out of Harbour Church, formally St. Saviours.

## **Church Activities**

Please note that all in person activities except the weekly service were suspended or moved online in March 2020. Please see COVID-19 update for how the Church has responded to COVID-19. Since then, various activities returned in person, in keeping with Government regulations and advice.

### *Coffee Morning*

A weekly coffee morning, an outreach to the community, staffed by church volunteers. We take a voluntary donation for cake and coffee. The coffee morning runs every Thursday morning 10am – 12pm and we welcome in both church members and people from the wider community. The team leaders have been trained by the Trussell trust food bank to issue food bank vouchers when necessary.

### *Church Weekly Service*

A relaxed, welcoming time with contemporary worship and engaging and relevant preaching, followed by refreshments and fellowship. There is a crèche available throughout

the service and a Sunday School for primary school aged children during the latter part of the service.

#### *Harbour Tots*

An opportunity for younger children to play, do crafts, sing, and interact together in a relaxed and safe atmosphere and where parents and carers can enjoy a cup of coffee and spend time with other parents.

#### *Harbour Kids*

A weekly children's club for primary school age children. Kids love the fast-moving programme that teaches them about God and the Bible in a fun way. Songs, stories, quizzes, memory verses, videos, and games make Harbour Kids the best place to be on a Wednesday night. We have attendance of between 50 and 60 per week.

#### *Harbour Kids Holiday Club*

Harbour Kids Holiday Club is usually runs during one half term holiday, the last one was October 2019.

#### *Harbour Youth*

This is another opportunity for young people to hang out with friends but with a more spiritual focus as they engage in group activities and hear and discuss the big questions of life as they discover God's amazing plan for their lives. Many of these young people participated in 'The Big Sleep Out' – a fundraising activity in support of the Folkestone Churches' Winter Shelter project and they also participated in 'The Remedy' a series of events for church youth groups throughout Folkestone organised by Churches Together in Folkestone.

#### *Youth Connect*

A group for teens wanting to go deeper in their faith, and for those curious about getting to know God better. The Bible and faith are discussed in a frank and open manner. Primarily, Youth Connect is about spending time together and having loads of fun about being a young Christian.

#### *Connect Groups*

An opportunity to build friendships with others from church. It's where members of the church come to share life, to talk about what God is doing in our lives and pray for one another. These small mid-week gatherings are open to all and are a vital part of our church.

#### *Community Events*

As part of its commitment to the local community, the church organises two major events each calendar year: A Family Funday in June called 'Party in the Park' which attracts over 1500 people for an afternoon of food, fun, creative activities, and music. A firework and fun evening, 'Party in the Dark' in November also attracts a similar number for music, food, fun and a spectacular firework event in a safe environment.

#### *Support to Local Schools*

Experienced children's workers from the Church support local schools and teachers in preparing assemblies, with their RE curriculum and pastoral care of children.

#### *Summer Camp*

The experienced youth and children's workers from Harbour Church organise two week-long summer camps for children and youth under the auspices of Urban Saints. The South East Summer Camp features maximum fun combined with a real hunger to see spiritual growth in young people. Members of Harbour Youth groups help in the provision of these facilities, which forms a key part of their development as young leaders.

#### *Connecting and Conferences*

Another unique aspect of Harbour Church is its ability to generate and host gatherings of different groups within the local community for both short and long-term purposes. Harbour Crochet has been meeting monthly since 2014. Harbour Church regularly provides regular meetings and activities for both men and women to connect and grow socially and spiritually.

#### *Baby Basics Folkestone*

During the year Harbour Church partnered with Baby Basics, this involves assisting with finance and storage to enable Baby Basics to fulfil their aims. Baby Basics is a volunteer-led project aiming to support new mothers and families who are struggling to meet the financial and practical burden of looking after a new baby.

### **Wider Folkestone Community**

#### *Churches Together Folkestone*

The church is an active member of the wider Christian presence in Folkestone through Folkestone Churches Together (CTF), with members of Harbour Church's leadership being part of CTF's management and planning committees. CTF organise public acts of worship at Christmas and Easter, a variety of social activities for children, youth and older folk and encourage prayerful support for the civic life in Folkestone as well as many other practical and social activities.

#### *Folkestone Charities*

Harbour Church also financially supports other local Christian charities who share its aims and charitable objectives and encourages its members to participate in their activities. Organisations include the Folkestone Rainbow Centre, Operation Sunshine, Shepway Food Bank.

#### *Winter Shelter*

Church members participate in the Folkestone Churches 'Winter Shelter' programme for people who are homeless, which is run in conjunction with Shepway Council and other local agencies. During the winter months, different churches in Folkestone open their doors for one night each week to provide food, shelter, and a bed for the night, ensuring there is shelter and support for each day of the week. This ministry has developed into a broader referral and advice service for those using these facilities.

## **The Wider World**

In addition to its focus on the local community, Harbour Church also encouraged its members, youth, and children to engage with the wider world in mission and community development. The church commits a percentage of its unrestricted income to world mission which included support for people working in Romania and South Africa as well as activities with a more local focus.

Members of Harbour Church have worked alongside members of another church in Folkestone to raise money to build and support a primary school in Burkina Faso. Harbour Church also has links with Mission Aviation Fellowship who have their main offices in the town.

### *Volunteer Support*

The trustees are extremely grateful to the dozens of volunteers from the church who give generously of their time, as without this very little of the activities outlined above would happen.

### *Building Repairs and Improvements*

During the accounting period, various building and roof works were made to repair or improve the building. The Trustees will look at fundraising options for future building works.

### *Financial Review.*

The income for the year was £160,843 which was £23,758 more than the previous period. This is largely due to some activities returning to normal as well as a couple of large donations. Total costs of £156,899 are £2,979 lower than the previous periods figure of £159,878. Free Reserves of £50,130 amount to 4.43 months of unrestricted expenditure. The Trustees aim to hold between three- and six-months' worth of expenditure.

At the period end the Property Fund held £269,594 in comparison to the previous period end figure of £275,770. The Property Fund represents the Net Book Value of properties held and cash from the sale of premises.

Harbour Church aim to give 10% of the general income to missionaries and missions, overseas and in the UK. This provides long term support for people working overseas and finance for short term missions' projects and capital projects. Also, we often raise additional money for specific projects, e.g. school building construction. At the period end there was £3,177 in the Missions Fund, in comparison to £14,702 at the last period-End.

The Buildings Fund, had a balance of £257 at the year end, compared to Nil last year.

### *Hardship Fund*

Trustees and Spiritual leadership agreed to initiate a Hardship fund in March 2020. The Hardship fund exists to help people in need within the Harbour Church family and anyone who approaches the church for assistance. Alongside the assistance from the fund all other

avenues of aid will be signposted to the person receiving the help, such as: Foodbank, benefits, and local hot meals.

#### *Covid response*

Harbour Church was able to move swiftly to online broadcasts for Sunday services in March 2020, with investment in digital streaming hardware and software. Prayer meetings, connect groups, youth work and kids work has continued using video conferencing and other remote communication.

Outreach activities such as Family Fun Day and Fireworks along with all conferencing were sadly cancelled again this financial year. Harbour Church maintained its commitment to the Winter Shelter throughout the winter by providing volunteers and support.

#### *Church Affiliation*

Harbour Community Church is affiliated to the Assemblies of God.

#### *Trustee Appointments*

New trustees are appointed by the Spiritual Leadership. All trustees must subscribe and adhere to, in belief and lifestyle, the Statement of Beliefs.

#### *Investment Powers*

The Trust Deed authorises the Trustees to make and hold investments in accordance with the provisions of the Trustee Act 2000.

#### *Statement of Trustees' Responsibilities*

The Trustees are required to prepare Financial Statements each financial year which give a true and fair view of the state of affairs of the charity and of its results for that period. In preparing those financial statements, the trustees are required to:-

Select suitable accounting policies and apply them consistently,

Make judgements and estimates that are reasonably prudent,

Prepare the financial statements on a going concern basis unless it is inappropriate to assume that the charity will continue in business.

The Trustees are responsible for keeping proper accounting records which disclose with reasonable accuracy at any time the financial position of the charity. They are also responsible for safeguarding the assets of the charity and hence for taking reasonable steps for the prevention and detection of fraud and other irregularities.

#### *Trustees*

The Trustees who served during the period were:

Rev Gareth Webber (Chairman)

Mr Christopher Kellers

Mrs Katy Lockey

Mrs Heather Deeming

Mr Peter Truss

Mr Joshua Cottingham

Harbour Community Church, Folkestone – Trustees' Report for the Period Ended 30 June  
2022

Approval

This report was approved by the trustees on and signed on their behalf by Rev. Gareth Webber.

*Gareth Webber*

Gareth Webber (Apr 28, 2023, 11:10 GMT+1)

Rev. G Webber

Apr 28, 2023

.....  
Date

## Harbour Community Church Folkestone

### Independent Examiner's Report to the Trustees of Harbour Community Church Folkestone

---

I report to the charity trustees on my examination of the accounts of the charity for the year ended 30<sup>th</sup> June 2022 which are set out on pages 8 to 15.

#### **Respective responsibilities of trustees and examiner**

As the charity's trustees of Harbour Community Church Folkestone you are responsible for the preparation of the accounts in accordance with the requirements of the Charities Act 2011 ('the Act').

I report in respect of my examination of the Harbour Community Church Folkestone accounts carried out under section 145 of the 2011 Act and in carrying out my examination I have followed all the applicable Directions given by the Charity Commission under section 145(5)(b) of the Act.

#### **Independent examiner's statement**

I have completed my examination. I confirm that no material matters have come to my attention in connection with the examination giving me cause to believe that in any material respect:

1. accounting records were not kept in respect of Harbour Community Church Folkestone as required by section 130 of the Act; or
2. the accounts do not accord with those records; or
3. the accounts do not comply with the accounting requirements concerning the form and content of accounts set out in the Charities (Accounts and Reports) Regulations 2008 other than any requirement that the accounts give a 'true and fair view' which is not a matter considered as part of an independent examination.

I have no concerns and have come across no other matters in connection with the examination to which attention should be drawn in this report in order to enable a proper understanding of the accounts to be reached.



.....  
Mr D Payne FCCA  
Beresfords  
Chartered Certified Accountants  
1-2 Rhodium Point  
Spindle Close  
Hawkinge  
Folkestone  
Kent  
CT18 7TQ

Date: Apr 28, 2023.....

Harbour Community Church Folkestone

Statement of Financial Activities  
For the Year End 30 June 2022

|   | NOTES | 2022           |                |                | 2021            |                |                 |
|---|-------|----------------|----------------|----------------|-----------------|----------------|-----------------|
|   |       | Unrestricted   | Restricted     | Total          | Unrestricted    | Restricted     | Total           |
|   |       | £              | £              | £              | £               | £              | £               |
| <b>INCOMING RESOURCES</b>               |       |                |                |                |                 |                |                 |
| Voluntary Income                        | 2a    | 134,084        | 20,647         | 154,731        | 117,973         | 18,516         | 136,489         |
| Activities for Generating Funds         | 2b    | -              | -              | -              | -               | -              | -               |
| Income from Investments                 | 2c    | 58             | -              | 58             | 49              | -              | 49              |
| Church Activities                       | 2d    | 3,568          | 2,486          | 6,054          | 283             | 264            | 547             |
| Other Incoming Resources                | 2e    | -              | -              | -              | -               | -              | -               |
| <b>TOTAL INCOME</b>                     |       | <b>137,710</b> | <b>23,133</b>  | <b>160,843</b> | <b>118,305</b>  | <b>18,780</b>  | <b>137,085</b>  |
| <b>RESOURCES EXPENDED</b>               |       |                |                |                |                 |                |                 |
| Fundraising Trading Costs               | 3a    | -              | -              | -              | -               | -              | -               |
| Church Activities                       | 3b    | 131,855        | 21,077         | 152,932        | 108,020         | 49,831         | 157,851         |
| Governance                              | 3c    | 3,967          | -              | 3,967          | 2,027           | -              | 2,027           |
| <b>TOTAL EXPENDITURE</b>                |       | <b>135,822</b> | <b>21,077</b>  | <b>156,899</b> | <b>110,047</b>  | <b>49,831</b>  | <b>159,878</b>  |
| Net Incoming Resources before Transfers |       | 1,888          | 2,056          | 3,943          | 8,258           | (31,051)       | (22,793)        |
| Fund Transfers                          |       | 9,622          | (9,622)        | -              | (29,806)        | 29,806         | -               |
| Net Movement in Funds                   |       | <b>11,510</b>  | <b>(7,566)</b> | <b>3,943</b>   | <b>(21,548)</b> | <b>(1,245)</b> | <b>(22,793)</b> |
| <b>Brought Forward at 30 June 2021</b>  |       | 308,214        | 15,772         | 323,986        | 329,762         | 17,017         | 346,779         |
| <b>Carried Forward at 30 June 2022</b>  |       | <b>319,724</b> | <b>8,206</b>   | <b>327,929</b> | <b>308,214</b>  | <b>15,772</b>  | <b>323,986</b>  |

**Continuing Operations**

None of the Church's operations were acquired or discontinued during the above financial years.

**Total Recognised Gains and Losses**

The Church has no recognised gains or losses other than the income and expenditure for the two above years.

Harbour Community Church Folkestone

Balance Sheet  
As at 30 June 2022

|  |   | 2022           |              |                | 2021           |               |                |
|--|---|----------------|--------------|----------------|----------------|---------------|----------------|
|  |   | Unrestricted   | Restricted   | Total          | Unrestricted   | Restricted    | Total          |
|  |   | £              | £            | £              | £              | £             | £              |
| <b>FIXED ASSETS</b>                          |   |                |              |                |                |               |                |
| Tangible Assets                              | 6 | 198,020        | -            | 198,020        | 198,020        | -             | 198,020        |
|  |   | <b>198,020</b> | <b>-</b>     | <b>198,020</b> | <b>198,020</b> | <b>-</b>      | <b>198,020</b> |
| <b>CURRENT ASSETS</b>                        |   |                |              |                |                |               |                |
| Debtors                                      | 7 | 7,032          | 724          | 7,756          | 29,894         | 2,400         | 32,294         |
| Cash and Bank in Hand                        |   | 119,275        | 7,481        | 126,756        | 84,806         | 13,372        | 98,178         |
|  |   | <b>126,307</b> | <b>8,205</b> | <b>134,512</b> | <b>114,700</b> | <b>15,772</b> | <b>130,472</b> |
| <b>CURRENT LIABILITIES</b>                   |   |                |              |                |                |               |                |
| Creditors falling due within One Year        | 8 | 4,603          | -            | 4,603          | 4,506          | -             | 4,506          |
|  |   | <b>121,704</b> | <b>8,205</b> | <b>129,909</b> | <b>110,194</b> | <b>15,772</b> | <b>125,966</b> |
| <b>NET CURRENT ASSETS</b>                    |   | <b>319,724</b> | <b>8,205</b> | <b>327,929</b> | <b>308,214</b> | <b>15,772</b> | <b>323,986</b> |
| <b>TOTAL ASSETS LESS CURRENT LIABILITIES</b> |   | <b>319,724</b> | <b>8,205</b> | <b>327,929</b> | <b>308,214</b> | <b>15,772</b> | <b>323,986</b> |
| <b>REPRESENTED BY:</b>                       |   |                |              |                |                |               |                |
| Free Reserves                                | 9 | 50,130         | -            | 50,130         | 32,444         | -             | 32,444         |
| Designated Reserves                          | 9 | 269,594        | -            | 269,594        | 275,770        | -             | 275,770        |
| Restricted Reserves                          | 9 | -              | 8,205        | 8,205          | -              | 15,772        | 15,772         |
| <b>TOTAL FUNDS</b>                           |   | <b>319,724</b> | <b>8,205</b> | <b>327,929</b> | <b>308,214</b> | <b>15,772</b> | <b>323,986</b> |

This statement of account was approved by the Trustees and signed on their behalf by Rev. Gareth Webber, Chair of Trustees

*Gareth Webber*

[Gareth Webber \(Apr 28, 2023 11:10 GMT+1\)](#)

For and on behalf of the Trustees

Apr 28, 2023

Dated

Notes to the Financial Statements  
For the Year Ended 30 June 2022

---

1) Accounting Policies

a) Basis of Accounting

The Financial Statements have been prepared in accordance with the Financial Reporting Standard applicable in the UK and Republic of Ireland (FRS 102) and Accounting and Reporting by Charities: Statement of Recommended Practice applicable to charities preparing their accounts in accordance with the Financial Reporting Standard applicable in the UK and Republic of Ireland (Charities SORP FRS 102).

Harbour Community Church meets the definition of a public benefit entity under FRS 102. The Financial Statements have been prepared under the historical cost convention except for Land and Buildings which is carried at deemed cost under the transitional

b) Funds

Free reserves represent the funds of the church that are not subject to any regulations regarding their use and are available for application on the general purposes of the Church.

The accounts include all transactions, assets and liabilities for which the Church is responsible in law.

c) Incoming Resources

**Voluntary Income and Capital Sources**

Collections are recognised when received by or on behalf of the Church.

Income tax recoverable on gift aid donations is recognised when the income is recognised.

Grants and legacies to the Church are accounted for as soon as the church is notified of its legal entitlement and the amount due.

Funds raised by fetes, garden parties and other similar events are accounted for gross.

**Other Ordinary Income**

Rental income from the letting of the Church premises is recognised when the rent is due.

**Income from Investments**

Dividends and interest are accounted for when receivable. Tax recoverable on such income is recognised in the same accounting year.

d) Fixed Assets

**Land and Buildings**

|                                 |           |                            |
|---------------------------------|-----------|----------------------------|
| Foord Road Church Hall *        | 85,000.00 | *** Professional Valuation |
| St. Saviours Church Building ** |           |                            |

No depreciation is charged on Land and Buildings as the Trustees believe that the market value is excess of the valuation provided.

\* The Foord Road Church Hall is let on a 10 year repairing lease to Sunflower House for a nominal rent of £1 per year.

\*\* During the 2019 accounting period Harbour Community Church completed the purchase of St. Saviours building for £1. A special was made asking congregation members, if they so wished, to contribute one pence each.

\*\*\* In March 2022 a professional valuation was made on Foord Road Church Hall and the Valuation is now deemed to be £85,000

**Other Assets**

Other Assets with a purchase price in excess of £1,000 with an estimated useful life of more than one year are capitalised and written off over their estimated useful life using the straight line method at a rate of 25%.

Harbour Community Church Folkestone

Notes to the Financial Statements (cont.)  
For the Year Ended 30 June 2022

|  | NOTES | 2022           |               |                | 2021           |               |                |
|--|-------|----------------|---------------|----------------|----------------|---------------|----------------|
|  |       | Unrestricted   | Restricted    | Total          | Unrestricted   | Restricted    | Total          |
|  |       | £              | £             | £              | £              | £             | £              |
| <b><u>INCOMING RESOURCES</u></b>       |       |                |               |                |                |               |                |
| Collections - Cash and Bank            |       | 109,999        | 17,569        | 127,568        | 96,111         | 16,528        | 112,639        |
| Gift Aid                               |       | 24,085         | 3,078         | 27,163         | 21,862         | 1,988         | 23,850         |
| <b>VOLUNTARY INCOME</b>                | 2a    | <b>134,084</b> | <b>20,647</b> | <b>154,731</b> | <b>117,973</b> | <b>18,516</b> | <b>136,489</b> |
| <b>ACTIVITIES FOR GENERATING FUNDS</b> |       |                |               |                |                |               |                |
| Bank Interest                          | 2b    | -              | -             | -              | -              | -             | -              |
|  |       | 58             | -             | 58             | 49             | -             | 49             |
| <b>INCOME FROM INVESTMENTS</b>         | 2c    | <b>58</b>      | <b>-</b>      | <b>58</b>      | <b>49</b>      | <b>-</b>      | <b>49</b>      |
| Ladies Conference                      |       | -              | -             | -              | -              | -             | -              |
| Church Fun Day                         |       | -              | -             | -              | -              | -             | -              |
| Party in the Dark                      |       | -              | -             | -              | -              | -             | -              |
| Compassion                             |       | -              | 336           | 336            | -              | 264           | 264            |
| Mobile Comics Factory                  |       | -              | -             | -              | -              | -             | -              |
| Rent Received                          |       | 3,393          | -             | 3,393          | 65             | -             | 65             |
| Grants                                 |       | -              | 2,150         | 2,150          | -              | -             | -              |
| Coffee Cash                            |       | 175            | -             | 175            | -              | -             | -              |
| Other                                  |       | -              | -             | -              | 218            | -             | 218            |
| <b>INCOME FROM CHURCH ACTIVITIES</b>   | 2d    | <b>3,568</b>   | <b>2,486</b>  | <b>6,054</b>   | <b>283</b>     | <b>264</b>    | <b>547</b>     |
| Miscellaneous                          |       | -              | -             | -              | -              | -             | -              |
| <b>OTHER INCOMING RESOURCES</b>        | 2e    | <b>-</b>       | <b>-</b>      | <b>-</b>       | <b>-</b>       | <b>-</b>      | <b>-</b>       |
| <b>TOTAL INCOMING RESOURCES</b>        |       | <b>137,710</b> | <b>23,133</b> | <b>160,843</b> | <b>118,305</b> | <b>18,780</b> | <b>137,085</b> |

Harbour Community Church Folkestone

Notes to the Financial Statements (cont.)  
For the Year Ended 30 June 2022

|  | NOTES | 2022           |               |                | 2021           |               |                |
|--|-------|----------------|---------------|----------------|----------------|---------------|----------------|
|  |       | Unrestricted   | Restricted    | Total          | Unrestricted   | Restricted    | Total          |
| <b>RESOURCES EXPENDED</b>                |       | £              | £             | £              | £              | £             | £              |
| <b>FUNDRAISING TRADING COSTS</b>         | 3a    | -              | -             | -              | -              | -             | -              |
| Building Running and General Maintenance |       | 6,657          | -             | 6,657          | 7,367          | -             | 7,367          |
| Cost of Services                         |       | 5,402          | -             | 5,402          | 1,715          | -             | 1,715          |
| Hospitality and Gifts                    |       | 1,881          | -             | 1,881          | 619            | -             | 619            |
| Insurance                                |       | 7,754          | -             | 7,754          | 7,760          | -             | 7,760          |
| Internship Expenditure                   |       | -              | -             | -              | -              | -             | -              |
| Leadership Development                   |       | 2,448          | -             | 2,448          | 267            | -             | 267            |
| MCF Expenditure                          |       | -              | -             | -              | -              | -             | -              |
| Office Expenditure                       |       | 3,372          | -             | 3,372          | 2,105          | -             | 2,105          |
| Personnel                                | 4     | 67,599         | -             | 67,599         | 61,598         | -             | 61,598         |
| Subscriptions                            |       | 1,507          | -             | 1,507          | 1,560          | -             | 1,560          |
| Sundry Expenditure                       |       | -              | -             | -              | -              | -             | -              |
| Telephone and Wi-Fi                      |       | 1,315          | -             | 1,315          | 1,290          | -             | 1,290          |
| <b>CHURCH RUNNING EXPENDITURE</b>        |       | <b>97,935</b>  | <b>-</b>      | <b>97,935</b>  | <b>84,281</b>  | <b>-</b>      | <b>84,281</b>  |
| Light and Heat                           |       | 17,948         | -             | 17,948         | 7,945          | -             | 7,945          |
| Depeciation                              |       | -              | -             | -              | -              | -             | -              |
| Rent                                     |       | -              | -             | -              | -              | -             | -              |
| Repairs and Renewals                     |       | 1,706          | 12,180        | 13,886         | 5,503          | 41,800        | 47,303         |
| Set-up Expenses and Equipment            |       | 4,470          | -             | 4,470          | 1,888          | -             | 1,888          |
| Water                                    |       | 395            | -             | 395            | 389            | -             | 389            |
| <b>CHURCH BUILDING EXPENDITURE</b>       |       | <b>24,519</b>  | <b>12,180</b> | <b>36,699</b>  | <b>15,725</b>  | <b>41,800</b> | <b>57,525</b>  |
| Allotment                                |       | 420            | -             | 420            | -              | -             | -              |
| Harbour Church Conferences and Courses   |       | -              | -             | -              | -              | -             | -              |
| Harbour Church Fun Day                   |       | -              | -             | -              | -              | -             | -              |
| Harbour Church Winter Shelter            |       | -              | -             | -              | -              | -             | -              |
| One Off Activities                       |       | 1,939          | -             | 1,939          | 720            | -             | 720            |
| Party in the Dark                        |       | -              | -             | -              | -              | -             | -              |
| Youth and Children                       |       | 3,392          | -             | 3,392          | 1,194          | -             | 1,194          |
| Youth and Children Grants                |       | 739            | -             | 739            | -              | -             | -              |
| <b>CHURCH ACTIVITY EXPENDITURE</b>       |       | <b>6,490</b>   | <b>-</b>      | <b>6,490</b>   | <b>1,914</b>   | <b>-</b>      | <b>1,914</b>   |
| Burkina Faso                             |       | -              | -             | -              | 5,000          | -             | 5,000          |
| Churches Together Folkestone             |       | 70             | -             | 70             | -              | -             | -              |
| Compassion UK                            |       | -              | 720           | 720            | -              | 670           | 670            |
| Folkestone Rainbow Centre                |       | 300            | -             | 300            | 275            | -             | 275            |
| School Gifts                             |       | -              | 40            | 40             | -              | 157           | 157            |
| Hardship Fund                            |       | -              | 3,055         | 3,055          | -              | 1,147         | 1,147          |
| Austria                                  |       | 251            | -             | 251            | -              | -             | -              |
| Goodchild                                |       | 900            | -             | 900            | 825            | -             | 825            |
| Baby Basics Folkestone                   |       | -              | 1,922         | 1,922          | -              | 834           | 834            |
| Romania                                  |       | 1,000          | 3,160         | 4,160          | -              | 5,223         | 5,223          |
| South East Summer Camp                   |       | 390            | -             | 390            | -              | -             | -              |
| <b>MISSION EXPENDITURE</b>               |       | <b>2,911</b>   | <b>8,897</b>  | <b>11,808</b>  | <b>6,100</b>   | <b>8,031</b>  | <b>14,131</b>  |
| <b>TOTAL CHURCH EXPENDITURE</b>          | 3b    | <b>131,855</b> | <b>21,077</b> | <b>152,932</b> | <b>108,020</b> | <b>49,831</b> | <b>157,851</b> |
| AOG Contribution                         |       | 1,197          | -             | 1,197          | 1,197          | -             | 1,197          |
| Bank Charges                             |       | 235            | -             | 235            | 75             | -             | 75             |
| Legal and Professional Fees              |       | 2,535          | -             | 2,535          | 755            | -             | 755            |
| <b>GOVERNANCE COSTS</b>                  | 3c    | <b>3,967</b>   | <b>-</b>      | <b>3,967</b>   | <b>2,027</b>   | <b>-</b>      | <b>2,027</b>   |
| <b>TOTAL RESOURCES EXPENDED</b>          |       | <b>135,822</b> | <b>21,077</b> | <b>156,899</b> | <b>110,047</b> | <b>49,831</b> | <b>159,878</b> |

Harbour Community Church Folkestone

Notes to the Financial Statements (cont.)  
For the Year Ended 30 June 2022

|  | NOTES | 2022                        |                   |                | 2021                        |                   |                |
|--|-------|-----------------------------|-------------------|----------------|-----------------------------|-------------------|----------------|
|  |       | Unrestricted                | Restricted        | Total          | Unrestricted                | Restricted        | Total          |
|  |       | £                           | £                 | £              | £                           | £                 | £              |
| <b>WAGES AND SALARIES</b>  | 4     |                             |                   |                |                             |                   |                |
| Senior Pastor  | *     | 24,648                      | -                 | 24,648         | 24,709                      | -                 | 24,709         |
| Associate Pastor   | **    | 14,563                      | -                 | 14,563         | 14,818                      | -                 | 14,818         |
| Centre Manager   | *     | 12,154                      | -                 | 12,154         | 11,900                      | -                 | 11,900         |
| Pastor   |       | 11,237                      | -                 | 11,237         | 5,816                       | -                 | 5,816          |
| Social Security Costs  |       | -                           | -                 | -              | -                           | -                 | -              |
| Pension Costs  |       | 4,997                       | -                 | 4,997          | 4,354                       | -                 | 4,354          |
|  |       | <b>67,598</b>               | <b>-</b>          | <b>67,598</b>  | <b>61,597</b>               | <b>-</b>          | <b>61,597</b>  |
| * = Trustee  |       |                             |                   |                |                             |                   |                |
| ** = Connected Party   |       |                             |                   |                |                             |                   |                |
| <b>TRUSTEE EXPENSES</b>  |       |                             |                   |                |                             |                   |                |
| During the year purchases were made by 3 Trustees and 2 connected parties in respect of out-of-pocket purchases which were fully reimbursed. (2020: 4 Trustees and 3 connected parties.) |       | 22,343                      | 2,720             | 25,063         | 16,317                      | 750               | 17,067         |
|  |       | <b>22,343</b>               | <b>2,720</b>      | <b>25,063</b>  | <b>16,317</b>               | <b>750</b>        | <b>17,067</b>  |
| <b>FIXED ASSETS</b>  | 6     |                             |                   |                |                             |                   |                |
|  |       | <b>Land &amp; Buildings</b> | <b>Equipment</b>  | <b>Total</b>   | <b>Land &amp; Buildings</b> | <b>Equipment</b>  | <b>Total</b>   |
| <b>COST / VALUATION</b>  |       |                             |                   |                |                             |                   |                |
| Balance Brought Forward  |       | 198,020                     | -                 | 198,020        | 198,020                     | -                 | 198,020        |
| Additions  |       | -                           | -                 | -              | -                           | -                 | -              |
| Disposals  |       | -                           | -                 | -              | -                           | -                 | -              |
| Balance Carried Forward  |       | <b>198,020</b>              | <b>-</b>          | <b>198,020</b> | <b>198,020</b>              | <b>-</b>          | <b>198,020</b> |
| <b>DEPRECIATION</b>  |       |                             |                   |                |                             |                   |                |
| Balance Brought Forward  |       | -                           | -                 | -              | -                           | -                 | -              |
| Charge for the Year  |       | -                           | -                 | -              | -                           | -                 | -              |
| Eliminated on Disposal   |       | -                           | -                 | -              | -                           | -                 | -              |
| Balance Carried Forward  |       | <b>-</b>                    | <b>-</b>          | <b>-</b>       | <b>-</b>                    | <b>-</b>          | <b>-</b>       |
| <b>NET BOOK VALUE</b>  |       |                             |                   |                |                             |                   |                |
| As at 30 June 2021   |       | 198,020                     | -                 | 198,020        | 198,020                     | -                 | 198,020        |
| As at 30 June 2022   |       | <b>198,020</b>              | <b>-</b>          | <b>198,020</b> | <b>198,020</b>              | <b>-</b>          | <b>198,020</b> |
| <b>DEBTORS AND PREPAID EXPENSES</b>  | 7     | <b>Unrestricted</b>         | <b>Restricted</b> | <b>Total</b>   | <b>Unrestricted</b>         | <b>Restricted</b> | <b>Total</b>   |
| Gift Aid Recoverable   |       | 5,120                       | 724               | 5,844          | 27,983                      | 2,400             | 30,383         |
| Other Debtors  |       | -                           | -                 | -              | -                           | -                 | -              |
| Prepayments  |       | 1,912                       | -                 | 1,912          | 1,911                       | -                 | 1,911          |
|  |       | <b>7,032</b>                | <b>724</b>        | <b>7,756</b>   | <b>29,894</b>               | <b>2,400</b>      | <b>32,294</b>  |
| <b>CREDITORS AND ACCRUALS</b>  | 8     | <b>Unrestricted</b>         | <b>Restricted</b> | <b>Total</b>   | <b>Unrestricted</b>         | <b>Restricted</b> | <b>Total</b>   |
| AOG Contribution   |       | 1,197                       | -                 | 1,197          | 1,197                       | -                 | 1,197          |
| Accruals   |       | 720                         | -                 | 720            | 798                         | -                 | 798            |
| Taxation and Social Security   |       | 2,514                       | -                 | 2,514          | 2,422                       | -                 | 2,422          |
| Other Creditors  |       | 171                         | -                 | 171            | 89                          | -                 | 89             |
|  |       | <b>4,603</b>                | <b>-</b>          | <b>4,603</b>   | <b>4,506</b>                | <b>-</b>          | <b>4,506</b>   |

Harbour Community Church Folkestone

Notes to the Financial Statements (cont.)  
For the Year Ended 30 June 2022

|                                       | NOTES | B/F 1 July<br>2021 | Income         | Expenditure      | Balance      | Transfers    | C/F 30 June<br>2022 |
|---------------------------------------|-------|--------------------|----------------|------------------|--------------|--------------|---------------------|
| <b>CHARITY FUNDS - 2022</b>           | 9     |                    |                |                  |              |              |                     |
| <b>FREE RESERVES</b>                  |       | 32,444             | 137,710        | (129,646)        | 8,064        | 9,622        | 50,130              |
| <b>DESIGNATED FUNDS:</b>              |       |                    |                |                  |              |              |                     |
| Foord Road Hall                       |       | 30,000             | -              | -                | -            | -            | 30,000              |
| St Saviours Building                  |       | 168,020            | -              | -                | -            | -            | 168,020             |
| Property Cash                         |       | 77,750             | -              | (6,176)          | (6,176)      | -            | 71,574              |
| Property Total                        |       | 275,770            | -              | (6,176)          | (6,176)      | -            | 269,594             |
| Fixtures and Fittings                 |       | -                  | -              | -                | -            | -            | -                   |
|                                       |       | 275,770            | -              | (6,176)          | (6,176)      | -            | 269,594             |
| <b>UNRESTRICTED FUNDS</b>             |       | <b>308,214</b>     | <b>137,710</b> | <b>(135,822)</b> | <b>1,888</b> | <b>9,622</b> | <b>319,724</b>      |
| <b>RESTRICTED FUNDS</b>               |       |                    |                |                  |              |              |                     |
| Romania                               |       | 306                | 870            | (3,160)          | (2,290)      | 1,984        | -                   |
| Missions                              |       | 14,702             | 599            | (720)            | (122)        | (11,404)     | 3,177               |
| Buildings                             |       | -                  | 12,437         | (12,180)         | 257          | -            | 257                 |
| Baby Basics                           |       | 361                | 2,828          | (1,922)          | 906          | -            | 1,267               |
| School Gifts                          |       | -                  | 380            | (40)             | 340          | (340)        | -                   |
| Youth and Children Grant              |       | -                  | 2,150          | -                | 2,150        | (739)        | 1,411               |
| Hardship Fund                         |       | 403                | 3,870          | (3,055)          | 815          | 877          | 2,095               |
|                                       |       | 15,772             | 23,133         | (21,077)         | 2,056        | (9,622)      | 8,205               |
| <b>TOTAL FUNDS AS AT 30 JUNE 2022</b> |       | <b>323,986</b>     | <b>160,843</b> | <b>(156,899)</b> | <b>3,944</b> | <b>-</b>     | <b>327,929</b>      |

The **Property Fund** represents the net book value of the properties held (or cash when sold pending reinvestment).

The **Hardship Fund** was created in the 2020 accounting period in response to Coronavirus. The purpose is to help out people in need.

The **Building Fund** represents the special collections towards the purchase of a new church building.

The **School Gift Fund** was set up to bless some teachers at local schools

**Baby Basics Folkestone** is an organisation that works through Harbour Church to help out local parents with newborns

Other restricted funds represent unspent gift income for specific causes.

Harbour Community Church Folkestone

Notes to the Financial Statements (cont.)  
For the Year Ended 30 June 2022

|                                       | NOTES | B/F 1 July<br>2020 | Income         | Expenditure      | Balance         | Transfers       | C/F 30 June<br>2021 |
|---------------------------------------|-------|--------------------|----------------|------------------|-----------------|-----------------|---------------------|
| <b>CHARITY FUNDS - 2021</b>           | 9b    |                    |                |                  |                 |                 |                     |
| <b>FREE RESERVES</b>                  |       | 16,995             | 118,305        | (102,656)        | 15,649          | (200)           | 32,444              |
| <b>DESIGNATED FUNDS:</b>              |       |                    |                |                  |                 |                 |                     |
| Foord Road Hall                       |       | 30,000             | -              | -                | -               | -               | 30,000              |
| St. Saviours Building                 |       | 168,020            | -              | -                | -               | -               | 168,020             |
| Property Cash                         |       | 114,747            | -              | (7,391)          | (7,391)         | (29,606)        | 77,750              |
| Property Total                        |       | 312,767            | -              | (7,391)          | (7,391)         | (29,606)        | 275,770             |
| Fixtures and Fittings                 |       | -                  | -              | -                | -               | -               | -                   |
|                                       |       | 312,767            | -              | (7,391)          | (7,391)         | (29,606)        | 275,770             |
| <b>UNRESTRICTED FUNDS</b>             |       | <b>329,762</b>     | <b>118,305</b> | <b>(110,047)</b> | <b>8,258</b>    | <b>(29,806)</b> | <b>308,214</b>      |
| <b>RESTRICTED FUNDS</b>               |       |                    |                |                  |                 |                 |                     |
| Romania                               |       | 129                | 3,300          | (5,223)          | (1,923)         | 2,100           | 306                 |
| Missions                              |       | 16,588             | 684            | (670)            | 14              | (1,900)         | 14,702              |
| Buildings                             |       | -                  | 12,194         | (41,800)         | (29,606)        | 29,606          | -                   |
| Baby Basics                           |       | -                  | 1,195          | (834)            | 361             | -               | 361                 |
| School Gifts                          |       | -                  | 157            | (157)            | -               | -               | -                   |
| Hardship Fund                         |       | 300                | 1,250          | (1,147)          | 103             | -               | 403                 |
|                                       |       | 17,017             | 18,780         | (49,831)         | (31,051)        | 29,806          | 15,772              |
| <b>TOTAL FUNDS AS AT 30 JUNE 2021</b> |       | <b>346,779</b>     | <b>137,085</b> | <b>(159,878)</b> | <b>(22,793)</b> | <b>-</b>        | <b>323,986</b>      |

The **Property Fund** represents the net book value of the properties held (or cash when sold pending reinvestment).

The **Hardship Fund** was created in the 2020 accounting period in response to Coronavirus. The purpose is to help out people in need.

The **Building Fund** represents the special collections towards the purchase of a new church building.

The **School Gift Fund** was set up to bless some teachers at local schools

**Baby Basics Folkestone** is an organisation that works through Harbour Church to help out local parents with newborns

Other restricted funds represent unspent gift income for specific causes.










# Harbour Community Church Folkestone - Accounts - 30 Jun 2022

Final Audit Report

2023-04-28

|                 |  |
|-----------------|--|
| Created:        | 2023-04-28                                   |
| By:             | Daniel Payne (dan@beresfordsaccountants.com) |
| Status:         | Signed                                       |
| Transaction ID: | CBJCHBCAABAAVPvrcnmHGcAAK_pA6SZgPeJay7OvHiur |

## "Harbour Community Church Folkestone - Accounts - 30 Jun 2022" History

-  Document created by Daniel Payne (dan@beresfordsaccountants.com)  
2023-04-28 - 09:56:39 GMT
-  Document emailed to gareth@harbourchurch.co.uk for signature  
2023-04-28 - 09:57:42 GMT
-  Email viewed by gareth@harbourchurch.co.uk  
2023-04-28 - 10:03:52 GMT
-  Signer gareth@harbourchurch.co.uk entered name at signing as Gareth Webber  
2023-04-28 - 10:10:01 GMT
-  Document e-signed by Gareth Webber (gareth@harbourchurch.co.uk)  
Signature Date: 2023-04-28 - 10:10:03 GMT - Time Source: server
-  Document emailed to Daniel Payne (dan@beresfordsaccountants.com) for signature  
2023-04-28 - 10:10:04 GMT
-  Email viewed by Daniel Payne (dan@beresfordsaccountants.com)  
2023-04-28 - 10:17:45 GMT
-  Document e-signed by Daniel Payne (dan@beresfordsaccountants.com)  
Signature Date: 2023-04-28 - 10:17:52 GMT - Time Source: server
-  Agreement completed.  
2023-04-28 - 10:17:52 GMT


**HARBOUR COMMUNITY CHURCH, FOLKESTONE**

England & Wales - Charity number 1140131

---

# Accounts

---



harbour  
church

**Harbour Community Church Folkestone**

**Trustees' Report and Annual Accounts for the Year End 30 June 2021**

**Charity Registration Number: 1140131**

## Harbour Community Church Folkestone

### Charity Information

---

**Ministers:** Gareth & Sarah Webber and Mary-Jayne McCarthy

**Principal Address:** Harbour Church  
Canterbury Road  
Folkestone  
Kent  
CT19 5NR

**Bankers:** HSBC  
41 Sandgate Road  
Folkestone  
Kent  
CT20 1SA

**Independent Examiner:** Mr Daniel Payne FCCA  
Beresfords Chartered Certified Accountants  
1-2 Rhodium Point  
Spindle Close  
Hawkinge  
Folkestone  
Kent  
CT18 7TQ

## Harbour Community Church Folkestone

### Contents

---

|                                   | <b>Page</b> |
|-----------------------------------|-------------|
| Trustees' Report                  | 1 - 6       |
| Independent Examiner's Report     | 7           |
| Statement of Financial Activities | 8           |
| Balance Sheet                     | 9           |
| Notes to the Financial Statements | 10-15       |

### Constitution and Charitable Objectives

The Church was constituted by a trust deed dated 20 May 2007 with the charitable objectives to:

Advance the Christian faith in accordance with the Statement of Beliefs in such ways and in such parts of the United Kingdom or the world as the Trustees from time to time may think fit,

Relieve sickness and financial hardship and to promote and preserve good health by the provision of funds, goods, or services of any kind, including through the provision of counselling and support in such parts of the United Kingdom or the world as the Trustees from time to time may think fit,

Advance education in such ways and in such parts of the United Kingdom or the world as the Trustees from time to time may think fit.

When planning activities for the period, the Trustees have considered the Charity Commission's guidance on public benefit and in particular the specific guidance for the advancement of religion. The charity promotes the Christian faith by providing regular public worship and teaching for all; providing training, nurture and activities for children and young people; serving the community through giving pastoral care and support to members and others in need, particularly those in sickness, distress or poverty and providing premises and resources for community groups and activities.

### Financial Period

The Financial Period was 1 July 2020 to 30 June 2021.

### Premises

The Church operates out of Harbour Church, formally St. Saviours.

### Church Activities

Please note that all in person activities except the weekly service were suspended or moved online in March 2020. Please see COVID-19 update for how the Church has responded to COVID-19. Since then, various activities returned in person, in keeping with Government regulations and advice.

#### *Coffee Morning*

A weekly coffee morning, an outreach to the community, staffed by church volunteers. We take a voluntary donation for cake and coffee. The coffee morning runs every Thursday morning 10am – 12pm and we welcome in both church members and people from the wider community. The team leaders have been trained by the Trussell trust food bank to issue food bank vouchers when necessary.

#### *Church Weekly Service*

A relaxed, welcoming time with contemporary worship and engaging and relevant preaching, followed by refreshments and fellowship. There is a crèche available throughout

Harbour Community Church, Folkestone – Trustees' Report for the Period Ended 30 June 2021

the service and a Sunday School for primary school aged children during the latter part of the service.

*Harbour Tots*

An opportunity for younger children to play, do crafts, sing, and interact together in a relaxed and safe atmosphere and where parents and carers can enjoy a cup of coffee and spend time with other parents.

*Harbour Kids*

A weekly children's club for primary school age children. Kids love the fast-moving programme that teaches them about God and the Bible in a fun way. Songs, stories, quizzes, memory verses, videos, and games make Harbour Kids the best place to be on a Wednesday night. We have attendance of between 50 and 60 per week.

*Harbour Kids Holiday Club*

Harbour Kids Holiday Club is usually runs during one half term holiday, the last one was October 2019.

*Harbour Youth*

This is another opportunity for young people to hang out with friends but with a more spiritual focus as they engage in group activities and hear and discuss the big questions of life as they discover God's amazing plan for their lives. Many of these young people participated in 'The Big Sleep Out' – a fundraising activity in support of the Folkestone Churches' Winter Shelter project and they also participated in 'The Remedy' a series of events for church youth groups throughout Folkestone organised by Churches Together in Folkestone.

*Youth Connect*

A group for teens wanting to go deeper in their faith, and for those curious about getting to know God better. The Bible and faith are discussed in a frank and open manner. Primarily, Youth Connect is about spending time together and having loads of fun about being a young Christian.

*Connect Groups*

An opportunity to build friendships with others from church. It's where members of the church come to share life, to talk about what God is doing in our lives and pray for one another. These small mid-week gatherings are open to all and are a vital part of our church.

*Community Events*

As part of its commitment to the local community, the church organises two major events each calendar year: A Family Funday in June called 'Party in the Park' which attracts over 1500 people for an afternoon of food, fun, creative activities, and music. A firework and fun evening, 'Party in the Dark' in November also attracts a similar number for music, food, fun and a spectacular firework event in a safe environment.

*Support to Local Schools*

Harbour Community Church, Folkestone – Trustees' Report for the Period Ended 30 June 2021

Experienced children's workers from the Church support local schools and teachers in preparing assemblies, with their RE curriculum and pastoral care of children.

*Summer Camp*

The experienced youth and children's workers from Harbour Church organise two week-long summer camps for children and youth under the auspices of Urban Saints. The South East Summer Camp features maximum fun combined with a real hunger to see spiritual growth in young people. Members of Harbour Youth groups help in the provision of these facilities, which forms a key part of their development as young leaders.

*Connecting and Conferences*

Another unique aspect of Harbour Church is its ability to generate and host gatherings of different groups within the local community for both short and long-term purposes. Harbour Crochet has been meeting monthly since 2014. Harbour Church regularly provides regular meetings and activities for both men and women to connect and grow socially and spiritually.

*Baby Basics Folkestone*

During the year Harbour Church partnered with Baby Basics, this involves assisting with finance and storage to enable Baby Basics to fulfil their aims. Baby Basics is a volunteer-led project aiming to support new mothers and families who are struggling to meet the financial and practical burden of looking after a new baby.

**Wider Folkestone Community**

*Churches Together Folkestone*

The church is an active member of the wider Christian presence in Folkestone through Folkestone Churches Together (CTF), with members of Harbour Church's leadership being part of CTF's management and planning committees. CTF organise public acts of worship at Christmas and Easter, a variety of social activities for children, youth and older folk and encourage prayerful support for the civic life in Folkestone as well as many other practical and social activities.

*Folkestone Charities*

Harbour Church also financially supports other local Christian charities who share its aims and charitable objectives and encourages its members to participate in their activities. Organisations include the Folkestone Rainbow Centre, Operation Sunshine, Shepway Food Bank.

*Winter Shelter*

Church members participate in the Folkestone Churches 'Winter Shelter' programme for people who are homeless, which is run in conjunction with Shepway Council and other local agencies. During the winter months, different churches in Folkestone open their doors for one night each week to provide food, shelter, and a bed for the night, ensuring there is shelter and support for each day of the week. This ministry has developed into a broader referral and advice service for those using these facilities.

### The Wider World

In addition to its focus on the local community, Harbour Church also encouraged its members, youth, and children to engage with the wider world in mission and community development. The church commits a percentage of its unrestricted income to world mission which included support for people working in Romania and South Africa as well as activities with a more local focus.

Members of Harbour Church have worked alongside members of another church in Folkestone to raise money to build and support a primary school in Burkina Faso. Harbour Church also has links with Mission Aviation Fellowship who have their main offices in the town.

### *Volunteer Support*

The trustees are extremely grateful to the dozens of volunteers from the church who give generously of their time, as without this very little of the activities outlined above would happen.

### *Building Repairs and Improvements*

During the accounting period, various building and roof works were made to repair or improve the building. The Trustees will look at fundraising options for future building works.

### *Financial Review.*

The income for the year was £137,085 which was £15,248 less than the previous period. This is largely due to minimal rent received and no party in the dark income as well as recovering the VAT on building work last year raising income unexpectedly. Total costs of £159,878 are £33,878 higher than the previous periods figure of £126,000. Free Reserves of £32,444 amount to 3.54 months of unrestricted expenditure. The Trustees aim to hold between three- and six-months' worth of expenditure.

At the period end the Property Fund held £275,770 in comparison to the previous period end figure of £312,767. The Property Fund represents the Net Book Value of properties held and cash from the sale of premises.

Harbour Church aim to give 10% of the general income to missionaries and missions, overseas and in the UK. This provides long term support for people working overseas and finance for short term missions' projects and capital projects. Also, we often raise additional money for specific projects, e.g. school building construction. At the period end there was £14,702 in the Missions Fund, in comparison to £16,588 at the last period-End.

The Buildings Fund, at a nil balance at the period end was for the purchase of the new church building and the necessary repairs (2020: Nil).

### *Hardship Fund*

Trustees and Spiritual leadership agreed to initiate a Hardship fund in March 2020. The Hardship fund exists to help people in need within the Harbour Church family and anyone

Harbour Community Church, Folkestone – Trustees' Report for the Period Ended 30 June 2021

who approaches the church for assistance. Alongside the assistance from the fund all other avenues of aid will be signposted to the person receiving the help, such as: Foodbank, benefits, and local hot meals.

*Covid response*

Harbour Church was able to move swiftly to online broadcasts for Sunday services in March 2020, with investment in digital streaming hardware and software. Prayer meetings, connect groups, youth work and kids work has continued using video conferencing and other remote communication.

Outreach activities such as Family Fun Day and Fireworks along with all conferencing were sadly cancelled again this financial year. Harbour Church maintained its commitment to the Winter Shelter throughout the winter by providing volunteers and support.

*Church Affiliation*

Harbour Community Church is affiliated to the Assemblies of God.

*Trustee Appointments*

New trustees are appointed by the Spiritual Leadership. All trustees must subscribe and adhere to, in belief and lifestyle, the Statement of Beliefs.

*Investment Powers*

The Trust Deed authorises the Trustees to make and hold investments in accordance with the provisions of the Trustee Act 2000.

*Statement of Trustees' Responsibilities*

The Trustees are required to prepare Financial Statements each financial year which give a true and fair view of the state of affairs of the charity and of its results for that period. In preparing those financial statements, the trustees are required to:-

Select suitable accounting policies and apply them consistently,

Make judgements and estimates that are reasonably prudent,

Prepare the financial statements on a going concern basis unless it is inappropriate to assume that the charity will continue in business.

The Trustees are responsible for keeping proper accounting records which disclose with reasonable accuracy at any time the financial position of the charity. They are also responsible for safeguarding the assets of the charity and hence for taking reasonable steps for the prevention and detection of fraud and other irregularities.

**Trustees**

The Trustees who served during the period were:

Rev Gareth Webber (Chairman)

Mr Christopher Kellers

Mrs Katy Lockey

Mrs Heather Deeming

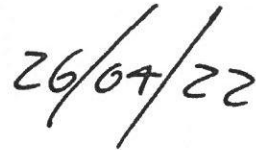
Mr Peter Truss (Appointed 20<sup>th</sup> March 2021)

Mr Joshua Cottingham (Appointed 20<sup>th</sup> March 2021)

Harbour Community Church, Folkestone – Trustees' Report for the Period Ended 30 June  
2021

Approval

This report was approved by the trustees on and signed on their behalf by Rev. Gareth Webber.

A handwritten signature in black ink, appearing to read 'Gareth Webber', written in a cursive style.A handwritten date '26/04/22' in black ink, written in a simple, slightly slanted style.

**Harbour Community Church Folkestone**

**Independent Examiner's Report to the Trustees of Harbour Community Church Folkestone**

---

I report to the charity trustees on my examination of the accounts of the charity for the year ended 30<sup>th</sup> June 2021 which are set out on pages 8 to 15.

**Respective responsibilities of trustees and examiner**

As the charity's trustees of Harbour Community Church Folkestone you are responsible for the preparation of the accounts in accordance with the requirements of the Charities Act 2011 ('the Act').

I report in respect of my examination of the Harbour Community Church Folkestone accounts carried out under section 145 of the 2011 Act and in carrying out my examination I have followed all the applicable Directions given by the Charity Commission under section 145(5)(b) of the Act.

**Independent examiner's statement**

I have completed my examination. I confirm that no material matters have come to my attention in connection with the examination giving me cause to believe that in any material respect:

1. accounting records were not kept in respect of Harbour Community Church Folkestone as required by section 130 of the Act; or
2. the accounts do not accord with those records; or
3. the accounts do not comply with the accounting requirements concerning the form and content of accounts set out in the Charities (Accounts and Reports) Regulations 2008 other than any requirement that the accounts give a 'true and fair view' which is not a matter considered as part of an independent examination.

I have no concerns and have come across no other matters in connection with the examination to which attention should be drawn in this report in order to enable a proper understanding of the accounts to be reached.



.....  
Mr D Payne FCCA  
Beresfords  
Chartered Certified Accountants  
1-2 Rhodium Point  
Spindle Close  
Hawkinge  
Folkestone  
Kent  
CT18 7TQ

Date: 27/4/22

Harbour Community Church Folkestone

Statement of Financial Activities  
For the Year End 30 June 2021

|   | NOTES | 2021              |                 |                 | 2020              |                 |                |
|---|-------|-------------------|-----------------|-----------------|-------------------|-----------------|----------------|
|   |       | Unrestricted<br>£ | Restricted<br>£ | Total<br>£      | Unrestricted<br>£ | Restricted<br>£ | Total<br>£     |
| <b>INCOMING RESOURCES</b>               |       |                   |                 |                 |                   |                 |                |
| Voluntary Income                        | 2a    | 117,973           | 18,516          | 136,489         | 100,359           | 41,550          | 141,909        |
| Activities for Generating Funds         | 2b    | -                 | -               | -               | -                 | -               | -              |
| Income from Investments                 | 2c    | 49                | -               | 49              | 866               | -               | 866            |
| Church Activities                       | 2d    | 283               | 264             | 547             | 9,139             | 419             | 9,558          |
| Other Incoming Resources                | 2e    | -                 | -               | -               | -                 | -               | -              |
| <b>TOTAL INCOME</b>                     |       | <b>118,305</b>    | <b>18,780</b>   | <b>137,085</b>  | <b>110,364</b>    | <b>41,969</b>   | <b>152,333</b> |
| <b>RESOURCES EXPENDED</b>               |       |                   |                 |                 |                   |                 |                |
| Fundraising Trading Costs               | 3a    | -                 | -               | -               | -                 | -               | -              |
| Church Activities                       | 3b    | 108,020           | 49,831          | 157,851         | 111,105           | 12,562          | 123,667        |
| Governance                              | 3c    | 2,027             | -               | 2,027           | 2,333             | -               | 2,333          |
| <b>TOTAL EXPENDITURE</b>                |       | <b>110,047</b>    | <b>49,831</b>   | <b>159,878</b>  | <b>113,438</b>    | <b>12,562</b>   | <b>126,000</b> |
| Net Incoming Resources before Transfers |       | 8,258             | (31,051)        | (22,793)        | (3,074)           | 29,407          | 26,333         |
| Fund Transfers                          |       | (29,806)          | 29,806          | -               | 22,790            | (22,790)        | -              |
| Net Movement in Funds                   |       | <b>(21,548)</b>   | <b>(1,245)</b>  | <b>(22,793)</b> | <b>19,716</b>     | <b>6,617</b>    | <b>26,333</b>  |
| Brought Forward at 30 June 2020         |       | 329,762           | 17,017          | 346,779         | 310,046           | 10,400          | 320,446        |
| <b>Carried Forward at 30 June 2021</b>  |       | <b>308,214</b>    | <b>15,772</b>   | <b>323,986</b>  | <b>329,762</b>    | <b>17,017</b>   | <b>346,779</b> |

**Continuing Operations**

None of the Church's operations were acquired or discontinued during the above financial years.

**Total Recognised Gains and Losses**

The Church has no recognised gains or losses other than the income and expenditure for the two above years.

the notes on pages 10-15 form part of these financial statements

Harbour Community Church Folkestone

Balance Sheet  
As at 30 June 2021

|  |   | 2021           |               |                | 2020           |               |                |
|--|---|----------------|---------------|----------------|----------------|---------------|----------------|
|  |   | Unrestricted   | Restricted    | Total          | Unrestricted   | Restricted    | Total          |
|  |   | £              | £             | £              | £              | £             | £              |
| <b>FIXED ASSETS</b>                          |   |                |               |                |                |               |                |
| Tangible Assets                              | 6 | 198,020        | -             | 198,020        | 198,020        | -             | 198,020        |
|  |   | <u>198,020</u> | <u>-</u>      | <u>198,020</u> | <u>198,020</u> | <u>-</u>      | <u>198,020</u> |
| <b>CURRENT ASSETS</b>                        |   |                |               |                |                |               |                |
| Debtors                                      | 7 | 29,894         | 2,400         | 32,294         | 24,251         | 2,076         | 26,327         |
| Cash and Bank in Hand                        |   | 84,806         | 13,372        | 98,178         | 114,612        | 14,941        | 129,553        |
|  |   | <u>114,700</u> | <u>15,772</u> | <u>130,472</u> | <u>138,863</u> | <u>17,017</u> | <u>155,880</u> |
| <b>CURRENT LIABILITIES</b>                   |   |                |               |                |                |               |                |
| Creditors falling due within One Year        | 8 | 4,506          | -             | 4,506          | 7,121          | -             | 7,121          |
| <b>NET CURRENT ASSETS</b>                    |   | <u>110,194</u> | <u>15,772</u> | <u>125,966</u> | <u>131,742</u> | <u>17,017</u> | <u>148,759</u> |
| <b>TOTAL ASSETS LESS CURRENT LIABILITIES</b> |   | <u>308,214</u> | <u>15,772</u> | <u>323,986</u> | <u>329,762</u> | <u>17,017</u> | <u>346,779</u> |
| <b>REPRESENTED BY:</b>                       |   |                |               |                |                |               |                |
| Free Reserves                                | 9 | 32,444         | -             | 32,444         | 16,995         | -             | 16,995         |
| Designated Reserves                          | 9 | 275,770        | -             | 275,770        | 312,767        | -             | 312,767        |
| Restricted Reserves                          | 9 | -              | 15,772        | 15,772         | -              | 17,017        | 17,017         |
| <b>TOTAL FUNDS</b>                           |   | <u>308,214</u> | <u>15,772</u> | <u>323,986</u> | <u>329,762</u> | <u>17,017</u> | <u>346,779</u> |

This statement of account was approved by the Trustees and signed on their behalf by Rev. Gareth Webber, Chair of Trustees



For and on behalf of the Trustees

26/04/22  
Dated

Harbour Community Church Folkestone

Notes to the Financial Statements  
For the Year Ended 30 June 2021

---

1) Accounting Policies

a) Basis of Accounting

The Financial Statements have been prepared in accordance with the Financial Reporting Standard applicable in the UK and Republic of Ireland (FRS 102) and Accounting and Reporting by Charities: Statement of Recommended Practice applicable to charities preparing their accounts in accordance with the Financial Reporting Standard applicable in the UK and Republic of Ireland (Charities SORP FRS 102).

Harbour Community Church meets the definition of a public benefit entity under FRS 102. The Financial Statements have been prepared under the historical cost convention except for Land and Buildings which is carried at deemed cost under the transitional provisions of

b) Funds

Free reserves represent the funds of the church that are not subject to any regulations regarding their use and are available for application on the general purposes of the Church.

The accounts include all transactions, assets and liabilities for which the Church is responsible in law.

c) Incoming Resources

*Voluntary Income and Capital Sources*

Collections are recognised when received by or on behalf of the Church.

Income tax recoverable on gift aid donations is recognised when the income is recognised.

Grants and legacies to the Church are accounted for as soon as the church is notified of its legal entitlement and the amount due.

Funds raised by fetes, garden parties and other similar events are accounted for gross.

*Other Ordinary Income*

Rental income from the letting of the Church premises is recognised when the rent is due.

*Income from Investments*

Dividends and interest are accounted for when receivable. Tax recoverable on such income is recognised in the same accounting year.

d) Fixed Assets

*Land and Buildings*

Foord Road Church Hall \*

30,000.00 Former Valuation - Informal (Now deemed cost)

St. Saviours Church Building \*\*

No depreciation is charged on Land and Buildings as the Trustees believe that the market value is excess of the valuation provided.

\* The Foord Road Church Hall is let on a 10 year repairing lease to Sunflower House for a nominal rent of £1 per year.

\*\* During the 2019 accounting period Harbour Community Church completed the purchase of St. Saviours building for £1. A special was made asking congregation members, if they so wished, to contribute one pence each.

*Other Assets*

Other Assets with a purchase price in excess of £1,000 with an estimated useful life of more than one year are capitalised and written off over their estimated useful life using the straight line method at a rate of 25%.

Harbour Community Church Folkestone

Notes to the Financial Statements (cont.)  
For the Year Ended 30 June 2021

|  | NOTES     | 2021           |               |                | 2020           |               |                |
|--|-----------|----------------|---------------|----------------|----------------|---------------|----------------|
|  |           | Unrestricted   | Restricted    | Total          | Unrestricted   | Restricted    | Total          |
|  |           | £              | £             | £              | £              | £             | £              |
| <b>INCOMING RESOURCES</b>              |           |                |               |                |                |               |                |
| Collections - Cash and Bank            |           | 96,111         | 16,528        | 112,639        | 81,353         | 39,826        | 121,179        |
| Gift Aid                               |           | 21,862         | 1,988         | 23,850         | 19,006         | 1,724         | 20,730         |
| <b>VOLUNTARY INCOME</b>                | <b>2a</b> | <b>117,973</b> | <b>18,516</b> | <b>136,489</b> | <b>100,359</b> | <b>41,550</b> | <b>141,909</b> |
| <b>ACTIVITIES FOR GENERATING FUNDS</b> |           |                |               |                |                |               |                |
| Bank Interest                          | <b>2b</b> | -              | -             | -              | -              | -             | -              |
|  |           | 49             | -             | 49             | 866            | -             | 866            |
| <b>INCOME FROM INVESTMENTS</b>         | <b>2c</b> | <b>49</b>      | <b>-</b>      | <b>49</b>      | <b>866</b>     | <b>-</b>      | <b>866</b>     |
| Ladies Conference                      |           | -              | -             | -              | -              | -             | -              |
| Church Fun Day                         |           | -              | -             | -              | 25             | -             | 25             |
| Party in the Dark                      |           | -              | -             | -              | 3,883          | -             | 3,883          |
| Compassion                             |           | -              | 264           | 264            | -              | 419           | 419            |
| Mobile Comics Factory                  |           | -              | -             | -              | -              | -             | -              |
| Rent Received                          |           | 65             | -             | 65             | 2,567          | -             | 2,567          |
| Coffee Cash                            |           | -              | -             | -              | 830            | -             | 830            |
| Other                                  |           | 218            | -             | 218            | 1,834          | -             | 1,834          |
| <b>INCOME FROM CHURCH ACTIVITIES</b>   | <b>2d</b> | <b>283</b>     | <b>264</b>    | <b>547</b>     | <b>9,139</b>   | <b>419</b>    | <b>9,558</b>   |
| Miscellaneous                          |           | -              | -             | -              | -              | -             | -              |
| <b>OTHER INCOMING RESOURCES</b>        | <b>2e</b> | <b>-</b>       | <b>-</b>      | <b>-</b>       | <b>-</b>       | <b>-</b>      | <b>-</b>       |
| <b>TOTAL INCOMING RESOURCES</b>        |           | <b>118,305</b> | <b>18,780</b> | <b>137,085</b> | <b>110,364</b> | <b>41,969</b> | <b>152,333</b> |

Harbour Community Church Folkestone

Notes to the Financial Statements (cont.)  
For the Year Ended 30 June 2021

|  | NOTES | 2021           |               |                | 2020           |               |                |
|--|-------|----------------|---------------|----------------|----------------|---------------|----------------|
|  |       | Unrestricted   | Restricted    | Total          | Unrestricted   | Restricted    | Total          |
|  |       | £              | £             | £              | £              | £             | £              |
| <b>RESOURCES EXPENDED</b>                |       |                |               |                |                |               |                |
| <b>FUNDRAISING TRADING COSTS</b>         |       |                |               |                |                |               |                |
|  | 3a    | -              | -             | -              | -              | -             | -              |
| Building Running and General Maintenance |       | 7,367          | -             | 7,367          | 2,704          | -             | 2,704          |
| Cost of Services                         |       | 1,715          | -             | 1,715          | 3,209          | -             | 3,209          |
| Hospitality and Gifts                    |       | 619            | -             | 619            | 1,168          | -             | 1,168          |
| Insurance                                |       | 7,760          | -             | 7,760          | 7,233          | -             | 7,233          |
| Internship Expenditure                   |       | -              | -             | -              | -              | -             | -              |
| Leadership Development                   |       | 267            | -             | 267            | 1,141          | -             | 1,141          |
| MCF Expenditure                          |       | -              | -             | -              | -              | -             | -              |
| Office Expenditure                       |       | 2,105          | -             | 2,105          | 3,722          | -             | 3,722          |
| Personnel                                | 4     | 61,598         | -             | 61,598         | 53,899         | -             | 53,899         |
| Subscriptions                            |       | 1,560          | -             | 1,560          | 543            | -             | 543            |
| Sundry Expenditure                       |       | -              | -             | -              | -              | -             | -              |
| Telephone and Wi-Fi                      |       | 1,290          | -             | 1,290          | 1,230          | -             | 1,230          |
| <b>CHURCH RUNNING EXPENDITURE</b>        |       | <b>84,281</b>  | <b>-</b>      | <b>84,281</b>  | <b>74,849</b>  | <b>-</b>      | <b>74,849</b>  |
| Light and Heat                           |       | 7,945          | -             | 7,945          | 10,646         | -             | 10,646         |
| Depeciation                              |       | -              | -             | -              | -              | -             | -              |
| Rent                                     |       | -              | -             | -              | -              | -             | -              |
| Repairs and Renewals                     |       | 5,503          | 41,800        | 47,303         | -              | 1,652         | 1,652          |
| Set-up Expenses and Equipment            |       | 1,888          | -             | 1,888          | 6,420          | -             | 6,420          |
| Water                                    |       | 389            | -             | 389            | 343            | -             | 343            |
| <b>CHURCH BUILDING EXPENDITURE</b>       |       | <b>15,725</b>  | <b>41,800</b> | <b>57,525</b>  | <b>17,409</b>  | <b>1,652</b>  | <b>19,061</b>  |
| Harbour Church Conferences and Courses   |       | -              | -             | -              | -              | -             | -              |
| Harbour Church Fun Day                   |       | -              | -             | -              | 1,487          | -             | 1,487          |
| Harbour Church Winter Shelter            |       | -              | -             | -              | 474            | -             | 474            |
| One Off Activities                       |       | 720            | -             | 720            | 2,489          | -             | 2,489          |
| Party in the Dark                        |       | -              | -             | -              | 2,535          | -             | 2,535          |
| Youth and Children                       |       | 1,194          | -             | 1,194          | 971            | -             | 971            |
| <b>CHURCH ACTIVITY EXPENDITURE</b>       |       | <b>1,914</b>   | <b>-</b>      | <b>1,914</b>   | <b>7,956</b>   | <b>-</b>      | <b>7,956</b>   |
| Burkina Faso                             |       | 5,000          | -             | 5,000          | 8,826          | -             | 8,826          |
| Churches Together Folkestone             |       | -              | -             | -              | 50             | -             | 50             |
| Compassion UK                            |       | -              | 670           | 670            | -              | 661           | 661            |
| Folkestone Rainbow Centre                |       | 275            | -             | 275            | 325            | -             | 325            |
| School Gifts                             |       | -              | 157           | 157            | -              | -             | -              |
| Hardship Fund                            |       | -              | 1,147         | 1,147          | -              | 700           | 700            |
| Goodchild                                |       | 825            | -             | 825            | 900            | -             | 900            |
| Baby Basics Folkestone                   |       | -              | 834           | 834            | -              | -             | -              |
| Romania                                  |       | -              | 5,223         | 5,223          | -              | 9,549         | 9,549          |
| South East Summer Camp                   |       | -              | -             | -              | 790            | -             | 790            |
| <b>MISSION EXPENDITURE</b>               |       | <b>6,100</b>   | <b>8,031</b>  | <b>14,131</b>  | <b>10,891</b>  | <b>10,910</b> | <b>21,801</b>  |
| <b>TOTAL CHURCH EXPENDITURE</b>          | 3b    | <b>108,020</b> | <b>49,831</b> | <b>157,851</b> | <b>111,105</b> | <b>12,562</b> | <b>123,667</b> |
| AOG Contribution                         |       | 1,197          | -             | 1,197          | 1,162          | -             | 1,162          |
| Bank Charges                             |       | 75             | -             | 75             | 258            | -             | 258            |
| Legal and Professional Fees              |       | 755            | -             | 755            | 913            | -             | 913            |
| <b>GOVERNANCE COSTS</b>                  | 3c    | <b>2,027</b>   | <b>-</b>      | <b>2,027</b>   | <b>2,333</b>   | <b>-</b>      | <b>2,333</b>   |
| <b>TOTAL RESOURCES EXPENDED</b>          |       | <b>110,047</b> | <b>49,831</b> | <b>159,878</b> | <b>113,438</b> | <b>12,562</b> | <b>126,000</b> |

Harbour Community Church Folkestone

Notes to the Financial Statements (cont.)  
For the Year Ended 30 June 2021

|  | NOTES | 2021                        |                   |                | 2020                        |                   |                |
|--|-------|-----------------------------|-------------------|----------------|-----------------------------|-------------------|----------------|
|  |       | Unrestricted                | Restricted        | Total          | Unrestricted                | Restricted        | Total          |
|  |       | £                           | £                 | £              | £                           | £                 | £              |
| <b>WAGES AND SALARIES</b>  |       |                             |                   |                |                             |                   |                |
|  | 4     |                             |                   |                |                             |                   |                |
| Senior Pastor  | *     | 24,709                      | -                 | 24,709         | 22,331                      | -                 | 22,331         |
| Associate Pastor   | **    | 14,818                      | -                 | 14,818         | 13,399                      | -                 | 13,399         |
| Centre Manager   | *     | 11,900                      | -                 | 11,900         | 10,833                      | -                 | 10,833         |
| Pastor   |       | 5,816                       | -                 | 5,816          | 3,611                       | -                 | 3,611          |
| Social Security Costs  |       | -                           | -                 | -              | -                           | -                 | -              |
| Pension Costs  |       | 4,354                       | -                 | 4,354          | 3,725                       | -                 | 3,725          |
|  |       | <b>61,597</b>               | <b>-</b>          | <b>61,597</b>  | <b>53,899</b>               | <b>-</b>          | <b>53,899</b>  |
| * = Trustee<br>** = Connected Party  |       |                             |                   |                |                             |                   |                |
| <b>TRUSTEE EXPENSES</b>  |       |                             |                   |                |                             |                   |                |
| During the year purchases were made by 4 Trustees and 3 connected parties in respect of out-of-pocket purchases which were fully reimbursed. (2020: 3 Trustees and 3 connected parties.) |       |                             |                   |                |                             |                   |                |
|  |       | 16,317                      | 750               | 17,067         | 11,535                      | 200               | 11,735         |
|  |       | <b>16,317</b>               | <b>750</b>        | <b>17,067</b>  | <b>11,535</b>               | <b>200</b>        | <b>11,735</b>  |
| <b>FIXED ASSETS</b>  |       |                             |                   |                |                             |                   |                |
|  | 6     |                             |                   |                |                             |                   |                |
|  |       | <b>Land &amp; Buildings</b> | <b>Equipment</b>  | <b>Total</b>   | <b>Land &amp; Buildings</b> | <b>Equipment</b>  | <b>Total</b>   |
| <b>COST / VALUATION</b>  |       |                             |                   |                |                             |                   |                |
| Balance Brought Forward  |       | 198,020                     | -                 | 198,020        | 91,436                      | -                 | 91,436         |
| Additions  |       | -                           | -                 | -              | 106,584                     | -                 | 106,584        |
| Disposals  |       | -                           | -                 | -              | -                           | -                 | -              |
| Balance Carried Forward  |       | <b>198,020</b>              | <b>-</b>          | <b>198,020</b> | <b>198,020</b>              | <b>-</b>          | <b>198,020</b> |
| <b>DEPRECIATION</b>  |       |                             |                   |                |                             |                   |                |
| Balance Brought Forward  |       | -                           | -                 | -              | -                           | -                 | -              |
| Charge for the Year  |       | -                           | -                 | -              | -                           | -                 | -              |
| Eliminated on Disposal   |       | -                           | -                 | -              | -                           | -                 | -              |
| Balance Carried Forward  |       | <b>-</b>                    | <b>-</b>          | <b>-</b>       | <b>-</b>                    | <b>-</b>          | <b>-</b>       |
| <b>NET BOOK VALUE</b>  |       |                             |                   |                |                             |                   |                |
| As at 30 June 2019   |       | 198,020                     | -                 | 198,020        | 91,436                      | -                 | 91,436         |
| As at 30 June 2020   |       | <b>198,020</b>              | <b>-</b>          | <b>198,020</b> | <b>198,020</b>              | <b>-</b>          | <b>198,020</b> |
| <b>DEBTORS AND PREPAID EXPENSES</b>  |       |                             |                   |                |                             |                   |                |
|  | 7     | <b>Unrestricted</b>         | <b>Restricted</b> | <b>Total</b>   | <b>Unrestricted</b>         | <b>Restricted</b> | <b>Total</b>   |
| Gift Aid Recoverable   |       | 27,983                      | 2,400             | 30,383         | 22,331                      | 2,076             | 24,407         |
| Other Debtors  |       | -                           | -                 | -              | -                           | -                 | -              |
| Prepayments  |       | 1,911                       | -                 | 1,911          | 1,920                       | -                 | 1,920          |
|  |       | <b>29,894</b>               | <b>2,400</b>      | <b>32,294</b>  | <b>24,251</b>               | <b>2,076</b>      | <b>26,327</b>  |
| <b>CREDITORS AND ACCRUALS</b>  |       |                             |                   |                |                             |                   |                |
|  | 8     | <b>Unrestricted</b>         | <b>Restricted</b> | <b>Total</b>   | <b>Unrestricted</b>         | <b>Restricted</b> | <b>Total</b>   |
| AOG Contribution   |       | 1,197                       | -                 | 1,197          | 1,197                       | -                 | 1,197          |
| Accruals   |       | 798                         | -                 | 798            | 720                         | -                 | 720            |
| Taxation and Social Security   |       | 2,422                       | -                 | 2,422          | 310                         | -                 | 310            |
| Other Creditors  |       | 89                          | -                 | 89             | 4,694                       | -                 | 4,694          |
|  |       | <b>4,506</b>                | <b>-</b>          | <b>4,506</b>   | <b>7,121</b>                | <b>-</b>          | <b>7,121</b>   |

Harbour Community Church Folkestone

Notes to the Financial Statements (cont.)  
For the Year Ended 30 June 2021

|                                       | NOTES | B/F 1 July<br>2020 | Income         | Expenditure      | Balance         | Transfers       | C/F 30 June<br>2021 |
|---------------------------------------|-------|--------------------|----------------|------------------|-----------------|-----------------|---------------------|
| <b>CHARITY FUNDS - 2021</b>           |       |                    |                |                  |                 |                 |                     |
|                                       | 9     |                    |                |                  |                 |                 |                     |
| <b>FREE RESERVES</b>                  |       | 16,985             | 118,305        | (102,656)        | 15,649          | (200)           | 32,444              |
| <b>DESIGNATED FUNDS:</b>              |       |                    |                |                  |                 |                 |                     |
| Foord Road Hall                       |       | 30,000             | -              | -                | -               | -               | 30,000              |
| St Saviours Building                  |       | 168,020            | -              | -                | -               | -               | 168,020             |
| Property Cash                         |       | 114,747            | -              | (7,391)          | (7,391)         | (29,606)        | 77,750              |
| Property Total                        |       | 312,767            | -              | (7,391)          | (7,391)         | (29,606)        | 275,770             |
| Fixtures and Fittings                 |       | -                  | -              | -                | -               | -               | -                   |
|                                       |       | 312,767            | -              | (7,391)          | (7,391)         | (29,606)        | 275,770             |
| <b>UNRESTRICTED FUNDS</b>             |       | <b>329,762</b>     | <b>118,305</b> | <b>(110,047)</b> | <b>8,258</b>    | <b>(29,806)</b> | <b>308,214</b>      |
| <b>RESTRICTED FUNDS</b>               |       |                    |                |                  |                 |                 |                     |
| Romania                               |       | 129                | 3,300          | (5,223)          | (1,923)         | 2,100           | 306                 |
| Missions                              |       | 16,588             | 684            | (670)            | 14              | (1,900)         | 14,702              |
| Buildings                             |       | -                  | 12,194         | (41,800)         | (29,606)        | 29,606          | -                   |
| Baby Basics                           |       | -                  | 1,195          | (834)            | 361             | -               | 361                 |
| School Gifts                          |       | -                  | 157            | (157)            | -               | -               | -                   |
| Hardship Fund                         |       | 300                | 1,250          | (1,147)          | 103             | -               | 403                 |
|                                       |       | 17,017             | 18,780         | (49,831)         | (31,051)        | 29,806          | 15,772              |
| <b>TOTAL FUNDS AS AT 30 JUNE 2021</b> |       | <b>346,779</b>     | <b>137,085</b> | <b>(159,878)</b> | <b>(22,793)</b> | <b>-</b>        | <b>323,986</b>      |

The Property Fund represents the net book value of the properties held (or cash when sold pending reinvestment).

The Hardship Fund was created in the 2020 accounting period in response to Coronavirus. The purpose is to help out people in need.

The Building Fund represents the special collections towards the purchase of a new church building.

The School Gift Fund was set up to bless some teachers at local schools

Baby Basics Folkestone is an organisation that works through Harbour Church to help out local parents with newborns

Other restricted funds represent unspent gift income for specific causes.

Harbour Community Church Folkestone

Notes to the Financial Statements (cont.)  
For the Year Ended 30 June 2021

|                                       | NOTES | B/F 1 July<br>2019 | Income         | Expenditure      | Balance        | Transfers     | C/F 30 June<br>2020 |
|---------------------------------------|-------|--------------------|----------------|------------------|----------------|---------------|---------------------|
| <b>CHARITY FUNDS - 2020</b>           | 9b    |                    |                |                  |                |               |                     |
| <b>FREE RESERVES</b>                  |       | 22,176             | 110,364        | (107,018)        | 3,346          | (6,529)       | 16,995              |
| <b>DESIGNATED FUNDS:</b>              |       |                    |                |                  |                |               |                     |
| Foord Road Hall                       |       | 30,000             | -              | -                | -              | -             | 30,000              |
| St. Saviours Building                 | 1     | -                  | -              | -                | -              | 168,019       | 168,020             |
| Property Cash                         |       | 257,867            | -              | (6,420)          | (6,420)        | (136,700)     | 114,747             |
| Property Total                        |       | 287,868            | -              | (6,420)          | (6,420)        | 31,319        | 312,767             |
| Fixtures and Fittings                 |       | -                  | -              | -                | -              | -             | -                   |
|                                       |       | 287,868            | -              | (6,420)          | (6,420)        | 31,319        | 312,767             |
| <b>UNRESTRICTED FUNDS</b>             |       | <b>310,046</b>     | <b>110,364</b> | <b>(113,438)</b> | <b>(3,074)</b> | <b>22,790</b> | <b>329,762</b>      |
| <b>RESTRICTED FUNDS</b>               |       |                    |                |                  |                |               |                     |
| Romania                               |       | 170                | 3,534          | (5,700)          | (2,166)        | 2,125         | 129                 |
| Romania (RFMT)                        |       | -                  | 3,745          | (3,849)          | (104)          | 104           | -                   |
| Missions                              |       | 10,230             | 719            | (661)            | 58             | 6,300         | 16,588              |
| Buildings                             |       | -                  | 32,971         | (1,652)          | 31,319         | (31,319)      | -                   |
| Hardship Fund                         |       | -                  | 1,000          | (700)            | 300            | -             | 300                 |
|                                       |       | 10,400             | 41,969         | (12,562)         | 29,407         | (22,780)      | 17,017              |
| <b>TOTAL FUNDS AS AT 30 JUNE 2020</b> |       | <b>320,446</b>     | <b>152,333</b> | <b>(126,000)</b> | <b>26,333</b>  | <b>-</b>      | <b>346,779</b>      |

The Property Fund represents the net book value of the properties held (or cash when sold pending reinvestment).

The Fixtures and Fittings Fund represents the net book value of the assets held.

The Mobile Comics Factory Fund represents any unspent grant received.

The Building Fund represents the special collections towards the purchase of a new church building.

Other restricted funds represent unspent gift income for specific causes.