

Company Registration No. 07113861  
Registered Charity No. 1138117

# THE HEPWORTH WAKEFIELD

## REPORT AND FINANCIAL STATEMENTS

for the year ended  
31 March 2023

# The Hepworth Wakefield

## OFFICERS AND PROFESSIONAL ADVISERS

---

### DIRECTORS AND TRUSTEES

THE DIRECTORS OF THE CHARITABLE COMPANY (THE CHARITY) ARE ITS TRUSTEES FOR THE PURPOSE OF CHARITY LAW. THE TRUSTEES AND OFFICERS SERVING DURING THE YEAR AND SINCE THE YEAR END WERE AS FOLLOWS:

### KEY MANAGEMENT PERSONNEL OF THE HEPWORTH WAKEFIELD: TRUSTEES AND DIRECTORS:

Steve Langan (appointed Chair 1 July 2022)  
Stuart Fletcher (Interim Chair to 30 June 2022)  
Diane Howse  
Priya Khanchandani  
Henry Meyric Hughes  
Dame Magdalene Odundo  
Andrew Haigh (resigned 31 December 2022)  
Merran McCrae (resigned 6 February 2023)  
Jane Madeley (resigned 16 February 2023)

### KEY MANAGEMENT PERSONNEL OF THE HEPWORTH WAKEFIELD: SENIOR MANAGEMENT TEAM

Daily management of the charity's activities is delegated by the trustees to the senior management team which is comprised of the following:

Simon Wallis (Director)  
Olivia Colling (Deputy Director)  
Nicola Freeman (Director of Engagement & Learning – resigned May 2022)  
Andrew Bonacina (Head of Collections & Exhibitions – resigned May 2022)  
Vicii Kirkpatrick (Interim Head of Finance – resigned May 2022)  
David Bryan (Director of Finance & Operations – appointed May 2022)  
Laura Smith (Director of Collections & Exhibitions – appointed September 2022)  
Rosie Ripley (Head of Commercial)  
Victoria Boome (Head of Learning)  
James Baxter (Head of Communications)  
Eleanor Clayton (Senior Curator)

### COMPANY SECRETARY

Simon Wallis

### REGISTERED OFFICE

Gallery Walk  
Wakefield, WF1 5AW

### BANKERS

The Co-operative Bank  
8 Providence Street  
Wakefield  
West Yorkshire, WF1 3BG

# The Hepworth Wakefield

## OFFICERS AND PROFESSIONAL ADVISERS

---

### SOLICITORS

Winckworth Sherwood  
Minerva House  
5 Montague Close London, SE1 9BB

Jordans Solicitors  
18 King Street  
Wakefield, WF1 2SQ

### AUDITOR

Saffery LLP  
Mitre House  
North Park Road  
Harrogate, HG1 5RX

# The Hepworth Wakefield

## TRUSTEE'S REPORT

---

### TRUSTEES' REPORT

The trustees, who are directors of the company, present their annual report on the affairs of the company and the group, together with the financial statements and auditor's report for the year ended 31 March 2023.

The small companies exemption has been taken from preparing a Strategic Report, and the Trustees' report has been prepared in accordance with the provisions applicable to companies subject to the small companies' regime.


### FOREWORD BY THE CHAIR

This was the first full year of operating since enforced closure of The Hepworth Wakefield during the Covid-19 pandemic in 2020 and 2021. As such, there was a focus on rebuilding audiences and programme, in particular the learning programme and our large-scale fairs and markets. It was a year of change, with a number of key senior staff departing. We also established a new staff structure and business plan that responded to our new strategic priorities, and concentrated on generating more of our own income while continuing to be an important free resource for local families.

We were delighted to have renewed our status as a National Portfolio Organisation (NPO) to deliver Arts Council England's *Let's Create* strategy, with core funding secured between April 2023 & March 2026. We also worked closely with Wakefield Council to update our Service Concession Agreement and secure core funding over the same period (2023-2026). We are grateful to both Arts Council England and Wakefield Council for recognising the ambition and quality of what we deliver at The Hepworth Wakefield for local communities and visitors alike. Their funding gives us financial stability as we work our way out of a deficit budget over the next few years, caused by the pandemic.

I would also like to thank all our other generous supporters who enable our work, in particular The Liz & Terry Bramall Foundation, the Paul Hamlyn Foundation and Burberry Foundation who have all supported our learning programme for a number of years. Special thanks to all of our collection circle, contemporary circle, patrons and members for their ongoing support and enthusiasm for our work.

This was my first year as Chair of the Board of Trustees at The Hepworth Wakefield. I would like to thank my fellow trustees for their support as I took on this important role and for generously volunteering their time and experience to The Hepworth Wakefield Trust. Thanks particularly to Andrew Haigh, Jane Madeley and Merran McCrae for their contribution during their terms of office prior to stepping down during the year. I would like to thank the staff and volunteers of The Hepworth Wakefield for welcoming me and for their commitment and continued pursuit of excellence and innovation that makes The Hepworth Wakefield such a special place.

DocuSigned by:  
  
877BBFBB3DC541E...  
**Steve Langan**  
Chair of The Hepworth Wakefield

# The Hepworth Wakefield

## TRUSTEE'S REPORT

---

### DIRECTOR'S REPORT

During 2022, we finally were able to present major exhibitions, initially planned for 2020. I would like to express our thanks to artists Sheila Hicks, Hannah Starkey and Jadé Fadojutimi and the many generous lenders of works of art to these exhibitions for their flexibility and understanding as we navigated unprecedented challenging periods of closure owing to the pandemic. I'd also like to thank the artists' representative galleries Alison Jacques, Maureen Paley, Pippy Houldsworth and Gagosian for their support for these exhibitions. We have enjoyed our *Barbara Hepworth: Art & Life* exhibition continuing its highly successful UK tour to St Ives and Eastbourne, offering many more people the opportunity to experience the most ambitious and engaging exhibition on the artist in decades.

We were delighted to be selected by Iniva as the gallery partner for the second year of their *Future Collect* programme, supported by Art Fund, Arts Council England and Esmée Fairbairn Foundation. This three-year project offered an opportunity to re-think models for commissioning works for public collections, ensuring that they are reflective of our culturally diverse society. The partnership enabled us to commission Yorkshire-based artist Emii Alrai to create a major new work inspired by Wakefield's collection and her own Iraqi heritage for display at the gallery. A section of this large installation was acquired into the collection with additional support from Henry Moore Foundation and Art Fund. The partnership also offered a year-long, paid curatorial trainee post to support skills development and provide hands-on curatorial experience for an individual of African and or Asian descent. It was rewarding to see the post-holder, Amber Li go on to secure a permanent role as Assistant Curator role at the Barbican.

We continued to develop Wakefield's art collection with many new acquisitions donated or secured through fundraising to fill in historic gaps in the collection, maintaining the forward-thinking policy of nurturing contemporary talent that was forged in the 1930s. In 2022/23 gifts include a large-scale fresco painting by Rosie Hastings & Hannah Quinlan, gifted by Russell Tovey through the Contemporary Art Society, an oil painting by Sarah Ball through a generous donation from Greg & Alyssa Shannon and with thanks to Stephen Friedman Gallery and a photographic work by Jimmy Robert, given by Thomas Dane Gallery. There has been a focus on our ceramics collection this year, enabled in part through Art Fund's New Collecting Award, with works by Betty Blandino, Siddig El'Nigoumi, Ursula Morley-Price, William Staite Murray and Angus Suttie joining the collection. This in turn has led to many generous gifts and donations of ceramics, including an important multi-piece work by Gwyn Hanssen Pigott and a number of innovative works by Ryoji Koie made possible through donations from Christopher Gorman-Evans and Erskine Hall and a large moon jar by Akiko Hirari, given by Jonathan Anderson. Bequests include a group of Ewen Henderson works given by Roger Morsley-Smith and a substantial group of contemporary ceramics including works by Sara Flynn and Jennifer Lee given by Hugh Brigstocke. We were also delighted to be gifted a collection of 20<sup>th</sup>-century ceramics by Gilbert Ross, which include works by Hans Coper, Elizabeth Fritsch and Lucie Rie. The generosity of these individuals ensures Wakefield's collection continues to be an important and accessible public resource for Modern British art, contemporary art and studio ceramics.

A highlight of the year was seeing the large numbers of school children we are used to hosting in the galleries and learning studios returning as Covid-related restrictions were lifted and we were able to reinstate our full offer for schools. With support from Wakefield Council, the learning team ran engagement workshops at events across Wakefield District to help build back our local audiences and we welcomed over 1,000 people on National Play Day to take part in family activities in the garden and across the galleries. In the winter, we offered one of our learning studios as a drop-in warm space to support local people struggling with the cost of living crisis.

# The Hepworth Wakefield


## TRUSTEE'S REPORT

---

We were also delighted to welcome the first residents and businesses moving into Tileyard North, the restored Victorian mill complex with which we share our waterfront site and to work with the Tileyard team to present the first large-scale events in their refurbished event space, with our Festive Market weekends. The markets were very well attended and we are grateful to Wakefield Council for a grant that enabled us to commission Illuminos to create a bespoke projection for the façades of the gallery, creating an evening spectacle across both weekends as part of Wakefield's Light Up.

The continued regeneration of Wakefield Waterfront, the growing collection and the returning visitors are all a credit to the ambitious and high-quality work we consistently strive to deliver every day at The Hepworth Wakefield. The team can be hugely proud of our collective effort and success. We are fortunate to have secured steadfast investment from Arts Council England and Wakefield Council to enable so much of what we achieve. We've also benefitted from attracting so many generous trusts, foundations and philanthropic individuals to help us thrive. They all understand the superb value of their investment and the positive change it brings to people's lives and the cultural life of Wakefield, Yorkshire and the UK.

I would like to thank all of my colleagues at The Hepworth Wakefield, including our team of volunteers, for their continued dedication to engaging wide audiences with art in imaginative ways. I would also like to offer my personal thanks to the Board of Trustees for their commitment and support and in particular, to our new Chair, Steve Langan and outgoing interim Chair, Stuart Fletcher for their support, enthusiasm and guidance. They enable us to thrive.



**Simon Wallis**  
Director of The Hepworth Wakefield

# The Hepworth Wakefield

## TRUSTEE'S REPORT

---

### OBJECTIVES

The Hepworth Wakefield provides a permanent public legacy for Barbara Hepworth in her home city, with exhibitions that respond to and reflect the unique qualities of the Wakefield Permanent Art Collection, alongside The Hepworth Family Gift on permanent display.

Our David Chipperfield designed building embodies many sculptural qualities and provides some of the finest spaces in the world in which to experience art. The building is a testament to the ambition of Wakefield and the relationship between the architecture, the works of art we display and our strong sense of place is a unique part of the experience of our programme.

Modernist sculpture and the process of creativity are central to our offer, as is the influence of the Yorkshire landscape on modern art. Our programme strives to ensure that we present the best in modern and contemporary art from all over the world. We want to ensure that the presentation of this work is accessible and provides an engaging dialogue for a wide, diverse audience, so that the past and present inform one another in a compelling way.

Our work is enhanced through our Yorkshire Sculpture International partnership comprising The Hepworth Wakefield, Yorkshire Sculpture Park, The Henry Moore Institute and Leeds Art Gallery. Together we work to be recognised as one of the major world centres for the research, presentation and public understanding of sculpture. We use the legacy of Yorkshire born Barbara Hepworth and Henry Moore as the basis of our offer.

We are always clearly grounded in our area of expertise but actively respond to changing local and national agendas through new partnerships to ensure our work is consistently relevant to our audiences and the wider art world. Our work with major stakeholders Wakefield Metropolitan District Council and the Arts Council England is central to what we do and we aim to closely follow their priorities and agendas to successfully deliver mutually agreed strategic outcomes.

In shaping our objectives for the year and planning our activities, the trustees have considered the Charity Commission's guidance on public benefit, including the guidance 'public benefit: running a charity (PB2)'. We rely on grants and donations as well as income from charitable and trading activities through the subsidiary company. Affordability and access to the gallery and wider activities is important to us and is reflected in the pricing of entry to the gallery and offering free access to all residents of Wakefield District and those aged under 18.

### 1. Mission

Our Mission is to create art experiences that inspire, captivate, surprise and enhance everyone's lives.

### 2. Vision

We want to be recognised as one of the world's leading art galleries, creating unforgettable art experiences for all, while inspiring positive change locally.

### 3. Values

These are the values that we believe in:

- Embrace innovation: From the way we work with colleagues and partners, to how we present our collections and exhibitions in an ever-changing world, we're always exploring new ways to innovate. Art doesn't stand still. Nor do we.

# The Hepworth Wakefield

## TRUSTEE'S REPORT

---

- Be bold: Our staff, our location, our building and our programming is all proof of how ambitious we are. Relentlessly embrace this spirit of adventure to challenge and surprise. We create impact in everything we do to engage people in creative experiences.
- Be open: Being open means we are inclusive, we collaborate freely and fairly, and are generous with our time and knowledge. We are welcoming and make the experiences we offer accessible to everyone.
- Quality matters: We strive to achieve the highest possible quality. Everyone has a role to play in ensuring that excellence runs through every aspect of our work.

The charity's purposes and objects are detailed under 'Structure, Governance and Management', below.

### ACTIVITIES, ACHIEVEMENTS & PERFORMANCE IN 2022/23

*'The Hepworth Wakefield, perched above its weir, consistently punches above its weight: great exhibitions clever curation, top-notch gift shop.'*

– Laura Freeman, The Times (September 2022)

### Exhibition Programme

The Hepworth Wakefield continues to develop a nationally and internationally recognised exhibition programme, which successfully combines major historical exhibitions with support for diverse contemporary artists, including new commissions. In addition to exhibitions presented at The Hepworth Wakefield we are growing our national and international touring programme

#### Sheila Hicks: Off Grid

*7 April – 25 September 2022*

Drawing together over 70 works from international public and private collections, this major exhibition explored the many facets of Sheila Hicks' work, from her earliest pieces made in the 1950s to new site-specific commissions made for the exhibition. Hicks (b. Nebraska, USA, 1934) is one of the world's foremost artists investigating colour and form. Her work ranges from small woven explorations created on a hand-held frame to large-scale installations that fill spaces with voluminous form and vibrant colour. The exhibition included a specially commissioned work for The Hepworth Wakefield Garden, *Gabriel Reaching for Heaven*, 2022, which was a tall column of weather-resistant coloured chords. At the exhibition opening, Hicks was given a Lifetime Achievement Award by the International Sculpture Centre.

*Exhibition generously supported by Alison Jacques; Jay Franke & David Herro; The Gaudio Family Foundation; Henry Moore Foundation; The Roden Family; and those who wish to remain anonymous*

#### Press coverage

The extensive international, national and local press campaign for the exhibition and book had the editorial value equivalent of over £17m with a total circulation of 857,646,106.

*'To step into an exhibition in which monumental creations dangle, heap, sprawl and spill is to realise at once that she <Hicks> understands how to make a visual impression... She travels the world, delving into the histories of traditional textiles and then confects something radical. She restlessly tests the boundaries of the functional and the aesthetic. Her works feel as deeply informed by documented facts as by personal feelings. All this is knotted and woven, plaited and bunched, overlaid and looped into pieces in which tradition and high tech, a reverence for craftsmanship and a radical ambition come together.'* \*\*\*\* – Rachel Campbell-Johnston, The Times (April 2022)



# The Hepworth Wakefield

## TRUSTEE'S REPORT

---

### Emii Alrai: A Core of Scar – Future Collect Commission

7 April – 4 September 2022

Local artist, Emii Alrai (b. 1993) presented a new commission as part of our partnership with iniva and the Future Collect programme. The commission comprised a series of hand-blown glass vessels displayed on a dramatic landscape inspired by the gorges and scars depicted in Wakefield's collection of historic Yorkshire landscapes. Alrai's commission investigates the physical markers of the past, weaving together body, landscape and object as sites of memory.

*Future Collect is supported by Art Fund, Arts Council England and Esmée Fairbairn Foundation. Henry Moore Foundation and Art Fund supported the acquisition of a section of the work into Wakefield's art collection.*

#### Press coverage

*'...she doesn't want to tell the same old stories through the same forms; she wants and needs to tell new stories, the stories of migration and diaspora in Britain today' – Sculpture Magazine, May 2022.*

### Jadé Fadojutimi: Can we see the colour green because we have a name for it?

16 September 2022 – 19 March 2023

An exhibition of new works by young British artist, Jadé Fadojutimi (b.1993), including the largest works she has created to date made in response to the scale and architectural qualities of the galleries.

*Exhibition generously supported by Gagolian, Galerie Gisela Capitain, Taka Ishii Gallery and The Hepworth Wakefield Contemporary Circle.*

#### Press coverage

*'Jadé Fadojutimi's collection of paintings overspill with hope, joy, light and mischief. These enormous works sit within the quiet grace of The Hepworth Wakefield's galleries for the artist's first major UK institutional presentation.' – Lauren Dei, Frieze (October 2022)*

### Hannah Starkey: In Real Life

21 October 2022 – 1 May 2023

The first major survey of British photographer Hannah Starkey, tracing the development of her work across two decades. Throughout her career, Starkey's meticulously choreographed photographs have determinedly engaged with how women are represented in contemporary culture. Starkey reveals women in moments of private reflection, alienation or social interaction that might otherwise go unseen. Meanwhile, the large scale of her images suggest the recording of a monumental event. On display were photographs from Starkey's graduation show in 1997 that immediately brought her widespread acclaim, through to a newly commissioned body of work created with young women in Wakefield in 2022.

*Exhibition made possible by the Freeland Foundation through the 2019 Freelands Award. With further support from Maureen Paley, Artscapades and Soo Hitchin and special thanks to delivery partners CAPA College and The Art House, Wakefield.*

# The Hepworth Wakefield

## TRUSTEE'S REPORT

---

### Press coverage

The press campaign for the exhibition reached a total circulation of 737,993,240 with the editorial equivalent value (EVE) of £5,357,985.

*"Starkey's images are painterly in scale and execution, often showing the subjects lifesize and always carefully composed ... 'In Real Life' highlights a fascinating continuity in her work, a consistency of vision." \*\*\*\* – Diane Smith, The Guardian (October 2022)*

### Collection Displays

#### Prafulla Mohanti: Full Circle

7 April – 4 September 2022

Prafulla Mohanti's (b. 1936, India) first exhibition was in Wakefield in 1964, as part of a show called *Modern Art in Yorkshire*, which showcased 10 local artists. Around the same time, two of his works were acquired for Wakefield's art collection, marking the first acquisition by a UK public gallery. In 2022, these two paintings from the collection were shown alongside a range of his other works, spanning six decades and exploring enduring motifs and ideas within the artist's body of work.

#### When Dreams Confront Reality: The Sherwin Collection

11 March 2022 – 8 January 2023

An exhibition drawn from the Sherwin Collection, arguably the most important privately-owned collection of British Surrealism, which has now found a permanent home at The Hepworth Wakefield.

*Presented with support from the Paul Mellon Centre for Studies in British Art*

#### Into Abstraction

11 March 2022 – 8 January 2023

This exhibition explored how Barbara Hepworth and her contemporaries turned to abstraction in order to develop a universal language of art that could transcend borders and contexts. This ethos was politically charged in the face of mounting global division and unrest in the lead up to the Second World War. On display were sculptures by Hepworth spanning 40 years, together with works by Ronald Moody, Henry Moore, Ben Nicholson, Winifred Nicholson and Naum Gabo to document the development of abstract art in Britain. It also included work by contemporary artists to show the enduring capacity for abstraction to express human experiences and relationships, with each other and the world around us.

#### A Living Collection

11 March 2022 – 8 January 2023

An exhibition of new acquisitions into Wakefield's art collection made over the preceding two years. Since Wakefield's collection was established in 1923, it has had an aim of nurturing an understanding of contemporary art and its relation to modern life, an aim continued by The Hepworth Wakefield as we develop the collection. On display for the first time was a multi-media work by Alvaro Barrington – *Em reclining sofa bed w/ Burberry pillow*, 2021; Phyllida Barlow's monumental sculpture *RIG: untitled; stagechairs*, 2011; Sefanie Heinze brightly coloured composition *Parasol (STICK THEIR F BOI)*, 2021; Dana Schutz's bronze *Atlas*, 2019 which marks the artist's move into sculpture; Halima Casell's wall-mounted *Fan*, 2005 made in unglazed clay; and a painting by Cecily Brown from 2019, *Armorial Memento*.

# The Hepworth Wakefield

## TRUSTEE'S REPORT

---

### Public Programme

Working in partnership with Tileyard North and their new event space, we were delighted to bring back our large-scale fairs and markets programme for the first time since 2019, starting with our Festive Market weekends (26 & 27 November and 3 & 4 December 2022). Over the two weekends, we hosted 156 stalls by makers from all over the UK and welcomed 10,866 visitors. We worked with artist Cait McEniff on a series of illustrations that were used as decals to decorate the site and across all marketing campaign. With support from Wakefield Council's Connecting Culture grants, we commissioned digital artists Illuminos to create a site-specific animated projection for the façades of the gallery facing into the garden. The eight-minute spectacle explored the waterways and landscape of our West Yorkshire setting and was presented on a loop 4-7pm each Saturday to encourage visitors to stay onsite later into the evening.

Our Print Fair (25<sup>th</sup> & 26<sup>th</sup> March) brought together 67 stallholders over one weekend and attracted 2,240 visitors. The fair was presented in Tileyard North's Carding Shed with drop-in print making sessions in The Hepworth Wakefield's learning studios, art pods in the galleries and half-price exhibition entry all weekend.

### Visitor comments:

- We travelled over from Teesside - well worth the trip. Great event and venue and we came home with some beautiful art for our home.
- Loved our morning at the @hepworthwakefield art fair! Filled our creative buckets, got some awesome art - and had our family portrait drawn.
- Hands down one of the best print fairs I've visited. There's a good mix of print methods, styles and price points. I don't think anyone could go and not find something they love.

### Learning Programme

Our Learning Programme promotes the enjoyment, appreciation and understanding of visual arts for the widest audience possible, many of whom have never previously visited a gallery or museum.

Having re-introduced our families offer, in 2022 our focus was building back our bookable offer for schools and developing our outreach and community engagement programme. This included our popular Dementia-friendly Creative Café, supported by Wakefield & District Health & Community Support and workshops with residents at Urban House connected to Emii Alrai's installation. The learning team also delivered a number of outreach projects at community events across the District, focused on creative play for local families and promoting the free drop-in offer available at the gallery. The outreach programme was made possible with thanks to Wakefield Council's Connecting Culture grant.

We have also started planning our *School Prints* engagement programme, supported by Eridge Trust. In the summer term of 2023 we will work with 4 primary schools – Outwood Primary Academy Park Hill, Pinders Primary School, St Mary's CE Primary School and St Austin's Catholic Primary School in Wakefield – delivered in partnership with the Black Curriculum.

# The Hepworth Wakefield

## TRUSTEE'S REPORT

---

As part of the Hannah Starkey exhibition, the artist worked with us to deliver three learning projects:

- 1) Mentoring programme of a small number of Yorkshire-based female and non-binary early-career artists working in photography, which led to a group exhibition of their work at The Art House in Wakefield entitled *Reframing, Reclaiming*. During the programme, Starkey gave insight into her career as a practicing artist and provided critical feedback on the early-career photographers' portfolios. About the project, one participant, Joanne Coates, said:  
*"Hannah Starkey's work has always been a great inspiration. Having the artist's work come to the North is brilliant. As a working-class, low-income artist, opportunities can be hard. You aren't able to afford a masters, or move to London and work... those things would be impossible. You're often working as an artist, while working other jobs and struggling to get by. Where I'm based is pretty isolated in terms of the arts. When I heard about the programme's engagement and bringing together artists, I instantly knew I had to apply."*
- 2) Workshops with teenage students attending Wakefield's performing arts college, CAPA to explore Starkey's working process and issues around female representation. Building on this, Starkey photographed the students in venues they frequented around Wakefield, capturing a snapshot of their lives. This series of photographs, known as the *Wakefield Commission* was the centrepiece for the exhibition and was used as the lead marketing image for Starkey's exhibition and cover of the accompanying book. One participating student said: *"Working on this project was so rewarding. We collaborated with an amazing photographer, Hannah Starkey, in a supportive, empowering and welcoming environment. I loved working with Hannah! She has such a refreshing outlook on art, feminism and photography and she made us all so proud of our individuality."*
- 3) An online resource for schools is being developed by The Hepworth Wakefield's learning team, Hannah Starkey, local teachers and key stage 3 students to enable critical conversations around filming and photographing yourself and others for online platforms, including social media. This will be released in the 2023/24 academic year.

### Visitor Experience

We are committed to delivering inspiring engagement with all our visitors, through our team of friendly, knowledgeable and helpful staff. We were delighted to be awarded Gold by Visit England's Quality Assurance Scheme in 2022 for the second year running. It is the highest accolade awarded to those who score highly in every area of the visitor experience. We were also given our second Cool Brand Award for our originality, innovation, authenticity, desirability and responsibility, voted by an independent panel of 49 experts and influencers from a range of fields from technology to fashion and from beauty to health.

### People

We have continued to invest in the skills development of our people, particularly focusing on access and inclusion training.

# The Hepworth Wakefield

## TRUSTEE'S REPORT

---

### Supporters

We would like to sincerely thank all our many generous supporters, including all our many Members.

#### MAJOR DONORS

Art Fund  
Bloomberg Philanthropies  
Ronnie Duncan  
Henry Moore Foundation  
The Liz and Terry Bramall Foundation  
Professor Griselda Pollock  
The Ronald Moody Trust  
Gilbert and Pauline Ross  
Tim Sayer and Annemarie Norton  
The Sherwin Family  
Russell Tovey  
Cathy Wills

#### SUPPORTERS

Patricia Nichol Barnes  
Contemporary Art Society  
Creative Minds - South West Yorkshire NHS Foundation Trust  
Eridge Trust  
Erskine, Hall & Coe  
Christopher Gorman-Evans  
The Hepworth Estate  
Ofenheim Charitable Trust  
Paul Mellon Centre for Studies in British Art  
The Richard Batterham Estate  
Wakefield and District Health and Community Support

#### CORPORATE SUPPORTERS

G. F Smith  
Grand Central Rail  
SMH Jolliffe Cork  
Jordans Solicitors  
Mtec  
Oulton Hall  
Trinity Walk

#### THE COLLECTION CIRCLE

Jeremy and Martine Burton  
Stuart and Trish Fletcher  
Jay Franke and David Herro  
Gagosian  
Steve and Clare Langan  
Clive and Virginia Lloyd  
Alice Rawsthorn

#### THE CONTEMPORARY CIRCLE

Carol Attack and Alex van Someren

# The Hepworth Wakefield

## TRUSTEE'S REPORT

---

Sir Michael Craig-Martin CBE RA  
Thomas Dane Gallery  
Pippy Houldsworth Gallery  
Emily King and Matthew Slotover  
Christopher Kneale

### PATRONS

Sophie Bowness  
Richard Donner  
Wayne Ewart  
Colin Fine  
Jane and Alan Foale  
Sir Charles Forbes Adam Bt. OBE and Lady Rosalind Forbes Adam  
Willoughby Gerrish and Daisy Bell  
Andrew Haigh  
Alexander and Hilary Hume  
David Markham  
Philip and Val Marsden  
Debbie Melton  
Mick and Simon  
Terry Bacon  
Jon and Helen Riddle  
Ringo and Tanja Scheithauer  
Karen Smith  
Mark Storey and Carey Adina Karmel  
Jonathan Straight  
Emily Thomas  
Peter Woods MBE and Francis Ryan

And all those who wish to remain anonymous.

### Commercial Activity

Our trading subsidiary, Hepworth Wakefield Enterprises comprising the Shop, Café and Venue Hire businesses continued to generate sustainable streams of revenue for the Charity under the guidance of the Enterprises Board.

### Fundraising

The Hepworth Wakefield has a dedicated team of staff within the Development Team that focus on generating external funding from established charitable trusts and foundations, corporate businesses and individuals. These funds contribute significantly to the running of the gallery including through support of exhibitions, provision of learning programmes and upkeep of the collection.

# The Hepworth Wakefield

## TRUSTEE'S REPORT

---

### Garden

The Hepworth Wakefield Garden has matured beautifully and become an important part of civic life for residents of Wakefield. We invited a number of architects to propose a design for the much-needed garden workshop and yard to enable the Cultural Gardener to more efficiently carry out the care needed for the garden to continue to thrive, as well as fulfil our ambition for further community engagement in the garden and themes of biodiversity and environment. An architect has been chosen and work is underway to refine the design ahead of applying for planning permission and launching a fundraising campaign.

### FINANCIAL REVIEW

The consolidated statement of financial activities for 2022/23 shows a net deficit of funds for the year of £190,830. As a result, consolidated net assets within the statement of financial position are now £4,167,424.

The Hepworth Wakefield's main sources of income include funding from central government, through Arts Council England's National Portfolio, and service charge income from WMDC. Together, these sources comprised 46% of total consolidated income for the year.

The gallery continues to generate a significant proportion of its own income through trust grants, donations, and increasingly, through its earned income from ticket sales to non-WMDC visitors, retail, catering and commercial hire of rooms and spaces for events.

The cultural sector continues to experience the impact of a wider economic downturn, with public funding reduced and visitors becoming more cost conscious. However, The Hepworth Wakefield has secured renewed funding from WMDC and Arts Council and has been innovative and entrepreneurial in sustaining and increasing secondary spend from visitors.

Costs continue to be closely monitored to ensure that efficiencies are made when identified and purchasing is done in an efficient manner across the organisation.

### Reserves Policy

The Hepworth Wakefield, with its complex activities and structures, needs to take into account a broad range of factors in its reserves policy. It operates a public service space and has substantial public liabilities in doing so. It engages in trading or providing goods or services under contract, for example by operating the gallery, delivering learning programmes to formal learning institutions and corporate hire services to external business clients. It holds a number of restricted funds, employs directly and indirectly a substantial number of staff and has a long-term lease on a building complex, from which it operates a trading subsidiary.

The Hepworth Wakefield's reserves policy is a product of strategic planning, budgeting and risk management processes. These processes provide trustees with the information they need to establish exactly why they might need reserves and to help them quantify that need. For example, identified financial risks will inform both budgeting and the reserves policy. At the outset and based on advice and guidance from charity law professionals, it was determined that the charity should operate within the convention established and recommended by the Charity Commission for large complex undertakings. The total free reserves are £2,099,725.

# The Hepworth Wakefield

## TRUSTEE'S REPORT

---

The policy of the charity is to hold reserves to cover 6 months operating costs which is currently estimated at £1,287,889. The 6 months operating costs target is intended to enable us to successfully 'trade through' any potential crisis or adversity that may interrupt operations for that period, or deal with other crises that may be similar in scale to that. The balance between free reserves and funds held as 6 months operational costs is invested with a funds manager and the Trustees regularly review this portfolio with a view to ensuring its performance delivers positive returns in support of the charity's objectives in line with a low/medium risk strategy.

### FUTURE PLANS

In 2023/24, The Hepworth Wakefield's strategic priorities are to:

- Continue to rebuild and expand onsite audiences, while developing creative digital engagement with audiences worldwide.
- Focus on financial sustainability. Develop new income streams and partnerships and smarter ways of working to find efficiencies and reduce our financial deficit.
- Continue to rebuild a financially sustainable learning programme under the umbrella of 'Creative Futures'.
- Embed environmental sustainability across all our work to deliver our ambition to achieve carbon neutrality.
- Continue to diversify our collection, programme, audience, staff & trustees.
- Deliver capital and infrastructure projects needed for long-term efficiencies and effective performance.
- Continue to strategically build Wakefield's art collection.
- Invest in board and staff development to continue to build a highly effective and committed team that it at the forefront of creativity and innovation.

### STRUCTURE, GOVERNANCE AND MANAGEMENT

#### Governing document

The Hepworth Wakefield is a company limited by guarantee, incorporated in the United Kingdom, and is governed by its Memorandum and Articles of Association dated 23 December 2009. In the event of the company being wound up, members are required to contribute an amount not exceeding £1.

#### Recruitment and appointment of new trustees

As set out in the Articles of Association, the Board of trustees shall consist of between two and fifteen trustees. The trustees are appointed by the chair of the Board, who is appointed by a selection Board comprised of primary stakeholders, Arts Council England (ACE) and WMDC, the Local Authority partner, aided by independent panel members.

Trustees are appointed by the Board to serve for an initial term of three years from incorporation of the charity or the Annual General Meeting, at which they were appointed, as applicable. Thereafter each trustee may be reappointed for a further term of three years, and thereafter on an annual basis.

#### Induction and training of new trustees

New trustees receive a trustees' information pack and are briefed on their legal obligations under charity and company law, the content of the Memorandum and Articles of Association, the committee and the decision making processes, the business plan and recent financial performance of the charity. Trustees are encouraged to attend appropriate external training events where these will facilitate the undertaking of their role.



# The Hepworth Wakefield

## TRUSTEE'S REPORT

---

### Organisational structure

The Board of trustees meets four times a year. There are also three subcommittees with delegated authority, Finance and Performance (including Audit), Remuneration, and Collections and Acquisitions. The day-to-day operations of the charity are delegated to the Gallery Director and Senior Management Team.

### Related parties

None of the trustees receives remuneration or other benefit from their work with the charity, with the exception of reimbursement of travel and accommodation expenses incurred in connection with their work. Any links with potential related parties must be identified and disclosed to the Board of trustees and this is reviewed on a regular basis. Declarations of interest are also disclosed and recorded. A register is maintained of all related parties to monitor for any associated risks or conflicts of interest that may arise.

### Pay policy for senior staff

The directors consider the board of directors, who are the Trust's trustees, and the senior management team comprise the key management personnel of the charity in charge of directing and controlling, running and operating the Trust on a day-to-day basis. All trustees give of their time freely and no trustee received remuneration in the year. Details of trustees and directors' expenses and related party transactions are disclosed in note 8 and note 28 to the accounts.

The pay of the senior staff is reviewed annually and normally increased in accordance with average earnings and affordability. In view of the nature of the charity, the directors benchmark against pay levels in other galleries of a similar size run on a voluntary basis. If recruitment has proven difficult in the recent past a market addition is also paid with the pay maximum no greater than the highest benchmarked salary for a comparable role.

### Risk management

The trustees have a risk management strategy which comprises:

- Compilation of an annual schedule of the risks the charity may face;
- The establishment of systems and procedures to mitigate those risks identified in the plan;
- The implementation of procedures designed to minimise any potential impact on the charity should those risks materialise;
- Regular review of risks;
- A policy of adopting an attitude of low risk in all strategies.

A key element in the management of financial risk is the setting of a reserves policy and its regular review by the trustees.

The principal risks and uncertainties identified and recognised on the organisation's risk register include:

- The ongoing impact of Covid-19 pandemic on rebuilding audiences and delivering future business plans;
- The uncertainty around the timetable and programme for development of the wider waterfront site, including the opening of Tileyard North and reinstatement of the playground;
- The impact of the 'cost of living' crisis negatively affecting the return of audiences and related business plan.
- Changes in administration or strategic policy at major funders WMDC or ACE.

# The Hepworth Wakefield

## TRUSTEE'S REPORT

---

### Objects of the Trust

The Charity's Objects are specifically restricted to the following:

- to establish and maintain an art gallery for the benefit of the public;
- the advancement of education of the public through the provision, maintenance and support of The Hepworth Wakefield Gallery within Wakefield and its environs;
- to promote, maintain, improve and advance public education through the care, management and display for the public benefit of: The Hepworth Family Gift and The Wakefield Art Gallery Fine Art & Sculpture Collections (inc. the Gott Collection); and any other collections, groupings, displays or individual items from any other body which will promote the Objects of the charity;
- the advancement of the education of the public by the aid, establishment, funding, or sponsorship of bursaries, scholarships or grants to any person or persons, institution, association or corporate body for the purpose of furthering the Objects of the charity; and
- such other charitable Objects as the charity shall from time to time determine. An insurance policy is in place in respect of directors', trustees' and officers' liability.

### AUDITOR

Saffery LLP have indicated their willingness to be appointed auditors for another term.

### PROVISION FOR SMALL COMPANIES

This report has been prepared in accordance with the provisions applicable to companies entitled to the small companies exemptions.

### STATEMENT AS TO DISCLOSURE OF INFORMATION TO AUDITOR

The trustees who were in office on the date of approval of these financial statements have confirmed, as far as they are aware, that there is no relevant audit information of which the auditor is unaware. Each of the trustees have confirmed that they have taken all the steps that they ought to have taken as directors in order to make themselves aware of any relevant audit information and to establish that it has been communicated to the auditor.

The trustees in their capacity as directors approve the Trustees' Report

DocuSigned by:  
  
877BBFBB3DC541E...  
**Steve Langan**  
Chair

Date: 14/09/2023

# The Hepworth Wakefield

## STATEMENT OF TRUSTEES' RESPONSIBILITIES

---

The charity trustees (who are also directors of The Hepworth Wakefield for the purposes of company law) are responsible for preparing the Trustees' Annual Report and the financial statements in accordance with applicable law and United Kingdom Accounting Standards (United Kingdom Generally Accepted Accounting Practice).

Company law requires the trustees to prepare financial statements for each financial year which give a true and fair view of the state of affairs of the charitable company and the group and of the incoming resources and application of resources, including the income and expenditure, of the charitable company and group for that period. In preparing these financial statements, the trustees are required to:

- select suitable accounting policies and then apply them consistently;
- observe the methods and principles in the Charities SORP (FRS102);
- make judgments and estimates that are reasonable and prudent;
- state whether applicable UK Accounting Standards have been followed; and
- prepare the financial statements on the going concern basis unless it is inappropriate to presume that the charitable company will continue in business.

The trustees are responsible for keeping adequate accounting records that disclose with reasonable accuracy at any time the financial position of the charitable company and enable them to ensure that the financial statements comply with the Companies Act 2006. They are also responsible for safeguarding the assets of the charitable company and the group and hence for taking reasonable steps for the prevention and detection of fraud and other irregularities.

The trustees are responsible for the maintenance and integrity of the corporate and financial information included on the charitable company's website. Legislation in the United Kingdom governing the preparation and dissemination of financial statements may differ from legislation in other jurisdictions.

# The Hepworth Wakefield

## INDEPENDENT AUDITOR'S REPORT TO THE MEMBERS AND TRUSTEES OF THE HEPWORTH WAKEFIELD

### Opinion

We have audited the financial statements of The Hepworth Wakefield (the 'parent charitable company') and its subsidiaries (the 'group') for the year ended 31 March 2023 which comprise Consolidated Statement of Financial Activities, Consolidated Statement of Financial Position, Statement of Financial Position, Statement of Cash Flows and notes to the financial statements, including significant accounting policies. The financial reporting framework that has been applied in their preparation is applicable law and United Kingdom Accounting Standards, including Financial Reporting Standard 102, the Financial Reporting Standard applicable in the UK and Republic of Ireland (United Kingdom Generally Accepted Accounting Practice).

In our opinion the financial statements:

- give a true and fair view of the state of the affairs of the group and the parent charitable company as at 31 March 2023 and of the group's incoming resources and application of resources, including its income and expenditure, for the year then ended;
- have been properly prepared in accordance with United Kingdom Generally Accepted Accounting Practice; and
- have been prepared in accordance with the requirements of the Companies Act 2006.

### Basis for opinion

We conducted our audit in accordance with International Standards on Auditing (UK) (ISAs (UK)) and applicable law. Our responsibilities under those standards are further described in the Auditor's responsibilities for the audit of the financial statements section of our report. We are independent of the group and parent charitable company in accordance with the ethical requirements that are relevant to our audit of the financial statements in the UK, including the FRC's Ethical Standard, and we have fulfilled our other ethical responsibilities in accordance with these requirements. We believe that the audit evidence we have obtained is sufficient and appropriate to provide a basis for our opinion.

### Conclusions relating to going concern

In auditing the financial statements, we have concluded that the trustees' use of the going concern basis of accounting in the preparation of the financial statements is appropriate.

Based on the work we have performed, we have not identified any material uncertainties relating to events or conditions that, individually or collectively, may cast significant doubt on the group or the parent charitable company's ability to continue as a going concern for a period of at least twelve months from when the financial statements are authorised for issue.

Our responsibilities and the responsibilities of the trustees with respect to going concern are described in the relevant sections of this report.

### Other information

The trustees are responsible for the other information. The other information comprises the information included in the annual report, other than the financial statements and our auditor's report thereon. Our opinion on the financial statements does not cover the other information and, except to the extent otherwise explicitly stated in our report, we do not express any form of assurance conclusion thereon.

Our responsibility is to read the other information and, in doing so, consider whether the other information is materially inconsistent with the financial statements or our knowledge obtained in the course of the audit or

# The Hepworth Wakefield

## INDEPENDENT AUDITOR'S REPORT TO THE MEMBERS AND TRUSTEES OF THE HEPWORTH WAKEFIELD

otherwise appears to be materially misstated. If we identify such material inconsistencies or apparent material misstatements, we are required to determine whether this gives rise to a material misstatement in the financial statements themselves. If, based on the work we have performed, we conclude that there is a material misstatement of this other information, we are required to report that fact.

We have nothing to report in this regard.

### Other matters prescribed by the Companies Act 2006

In our opinion, based on the work undertaken in the course of the audit:

- the information given in the Trustees' Annual Report which includes the Directors' Report for the financial year for which the financial statements are prepared is consistent with the financial statements; and
- the Trustees' Annual Report which includes the Directors' Report has been prepared in accordance with applicable legal requirements.

### Matters on which we are required to report by exception

In the light of the knowledge and understanding of the group and the parent charitable company and their environment obtained in the course of the audit, we have not identified material misstatements in the Trustees' Annual Report.

We have nothing to report in respect of the following matters where the Companies Act 2006 require us to report to you if, in our opinion:

- adequate accounting records have not been kept by the parent charitable company, or returns adequate for our audit have not been received from branches not visited by us; or
- the parent charitable company financial statements are not in agreement with the accounting records and returns; or
- certain disclosures of trustees' remuneration specified by law are not made; or
- we have not received all the information and explanations we require for our audit; or
- the trustees were not entitled to prepare the financial statements in accordance with the small companies regime and to take advantage of the small companies exemption in preparing the Trustees' Annual Report and the Strategic Report.

### Responsibilities of trustees

As explained more fully in the Statement of Trustees' Responsibilities set out on page 19, the trustees (who are also the directors of the parent charitable company for the purposes of company law) are responsible for the preparation of the financial statements and for being satisfied that they give a true and fair view, and for such internal control as the trustees determine is necessary to enable the preparation of the financial statements that are free from material misstatement, whether due to fraud or error.

In preparing the financial statements, the trustees are responsible for assessing the group and the parent charitable company's ability to continue as a going concern, disclosing, as applicable, matters related to going concern and using the going concern basis of accounting unless the trustees either intend to liquidate the group or the parent charitable company or to cease operations, or have no realistic alternative but to do so.

# The Hepworth Wakefield

## INDEPENDENT AUDITOR'S REPORT TO THE MEMBERS AND TRUSTEES OF THE HEPWORTH WAKEFIELD

---

### **Auditor's responsibilities for the audit of the financial statements**

We have been appointed as auditors under the Companies Act 2006 and report in accordance with regulations made under that Act.

Our objectives are to obtain reasonable assurance about whether the group and parent financial statements as a whole are free from material misstatement, whether due to fraud or error, and to issue an auditor's report that includes our opinion. Reasonable assurance is a high level of assurance but is not a guarantee that an audit conducted in accordance with ISAs (UK) will always detect a material misstatement when it exists. Misstatements can arise from fraud or error and are considered material if, individually or in the aggregate, they could reasonably be expected to influence the economic decisions of users taken on the basis of these financial statements.

Irregularities, including fraud, are instances of non-compliance with laws and regulations. We design procedures in line with our responsibilities, outlined above, to detect material misstatements in respect of irregularities, including fraud. The specific procedures for this engagement and the extent to which these are capable of detecting irregularities, including fraud are detailed below.

### **Identifying and assessing risks related to irregularities:**

We assessed the susceptibility of the group and parent charitable company's financial statements to material misstatement and how fraud might occur, including through discussions with the trustees, discussions within our audit team planning meeting, updating our record of internal controls and ensuring these controls operated as intended. We evaluated possible incentives and opportunities for fraudulent manipulation of the financial statements. We identified laws and regulations that are of significance in the context of the group and parent charitable company by discussions with trustees and updating our understanding of the sector in which the group and parent charitable company operate.

Laws and regulations of direct significance in the context of the group and parent charitable company include The Companies Act 2006 and guidance issued by the Charity Commission for England and Wales.

### **Audit response to risks identified:**

We considered the extent of compliance with these laws and regulations as part of our audit procedures on the related financial statement items including a review of financial statement disclosures. We reviewed the parent charitable company's records of breaches of laws and regulations, minutes of meetings and correspondence with relevant authorities to identify potential material misstatements arising. We discussed the parent charitable company's policies and procedures for compliance with laws and regulations with members of management responsible for compliance.

During the planning meeting with the audit team, the engagement partner drew attention to the key areas which might involve non-compliance with laws and regulations or fraud. We enquired of management whether they were aware of any instances of non-compliance with laws and regulations or knowledge of any actual, suspected or alleged fraud. We addressed the risk of fraud through management override of controls by testing the appropriateness of journal entries and identifying any significant transactions that were unusual or outside the normal course of business. We assessed whether judgements made in making accounting estimates gave rise to a possible indication of management bias. At the completion stage of the audit, the engagement partner's review included ensuring that the team had approached their work with appropriate professional scepticism and thus the capacity to identify non-compliance with laws and regulations and fraud.

# The Hepworth Wakefield

## INDEPENDENT AUDITOR'S REPORT TO THE MEMBERS AND TRUSTEES OF THE HEPWORTH WAKEFIELD

---

There are inherent limitations in the audit procedures described above and the further removed non-compliance with laws and regulations is from the events and transactions reflected in the financial statements, the less likely we would become aware of it. Also, the risk of not detecting a material misstatement due to fraud is higher than the risk of not detecting one resulting from error, as fraud may involve deliberate concealment by, for example, forgery or intentional misrepresentations, or through collusion.

A further description of our responsibilities is available on the Financial Reporting Council's website at: [www.frc.org.uk/auditorsresponsibilities](http://www.frc.org.uk/auditorsresponsibilities). This description forms part of our auditor's report.

### Use of our report

This report is made solely to the parent charitable company's members, as a body, in accordance with Chapter 3 of Part 16 of the Companies Act 2006. Our audit work has been undertaken so that we might state to the parent charitable company's members those matters we are required to state to them in an auditor's report and for no other purpose. To the fullest extent permitted by law, we do not accept or assume responsibility to anyone other than the parent charitable company and the parent charitable company's members as a body, for our audit work, for this report, or for the opinions we have formed.



Sally Appleton (Senior Statutory Auditor)  
for and on behalf of Saffery LLP

Chartered Accountants Statutory auditors  
Mitre House  
North Park Road  
Harrogate, HG1 5RX  
Statutory Auditors

Date: 7 November 2023

Saffery LLP is eligible to act as an auditor in terms of section 1212 of the Companies Act 2006

# The Hepworth Wakefield

## CONSOLIDATED STATEMENT OF FINANCIAL ACTIVITIES

(INCORPORATING A CONSOLIDATED INCOME AND EXPENDITURE ACCOUNT)

Year Ended 31 March 2023

	Note	Unrestricted funds 2023 £	Designated funds 2023 £	Restricted funds 2023 £	Total funds 2023 £	Total funds 2022 £
<b>Income and endowments from:</b>						
Donations and legacies	3	88,194	-	267,361	355,555	338,186
Charitable activities	4	2,071,234	-	50,000	2,121,234	4,849,610
Other trading activities	5	1,129,404	-	-	1,129,404	1,047,674
Investments	6	20,782	-	-	20,782	17,656
<b>Total income</b>		<b>3,309,614</b>	<b>-</b>	<b>317,361</b>	<b>3,626,975</b>	<b>6,253,126</b>
<b>Expenditure on:</b>						
Raising funds	10	902,248	-	-	902,248	943,754
Charitable activities	11	2,797,518	-	373,291	3,170,809	5,341,859
<b>Total expenditure</b>		<b>3,699,766</b>	<b>-</b>	<b>373,291</b>	<b>4,073,057</b>	<b>6,285,613</b>
Taxation on other trading activities	14	-	-	-	-	-
Net loss/gain on investments		(97,748)	-	-	(97,748)	39,679
Net (expenditure)/income		(487,900)	-	(55,930)	(543,830)	7,192
Transfer between funds	24	(3,794)	-	3,794	-	-
<b>Other recognised gains and losses</b>						
Actuarial gain on defined benefit pension	27	353,000	-	-	353,000	167,000
<b>Net movement in funds for the year</b>		<b>(138,694)</b>	<b>-</b>	<b>(52,136)</b>	<b>(190,830)</b>	<b>174,192</b>
<b>Reconciliation of funds</b>						
Total funds brought forward 22-24		4,083,799	-	274,455	4,358,254	4,184,062
Total funds carried forward 22-24		3,945,105	-	222,319	4,167,424	4,358,254

All incoming resources and resources expended derive from continuing activities. All gains and losses recognised in the current year and prior year are included above. The gross income of the parent charity was £2,474,859 (2022: £5,448,049) and the net income resources were £413,447 outgoing (2022: £204,116).



# The Hepworth Wakefield

Company Registration No. 07113861

## CONSOLIDATED STATEMENT OF FINANCIAL POSITION

Registered Charity No. 1138117

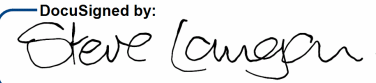
31 March 2023

	Note	£	2023 £	£	2022 £
<b>Fixed assets</b>					
Tangible assets	15		1,845,380		1,880,647
Investments	16		1,167,271		1,258,052
			<u>3,012,651</u>		<u>3,138,699</u>
<b>Current assets</b>					
Stocks	17	169,068		165,356	
Investments	18	1,158		1,320	
Debtors	19	248,105		329,162	
Cash at bank and in hand		1,490,253		1,863,583	
		<u>1,908,584</u>		<u>2,359,421</u>	
<b>Liabilities</b>					
Creditors: amounts falling due within one year	20	(753,811)		(824,866)	
<b>Net current assets</b>			<u>1,154,773</u>		<u>1,534,555</u>
<b>Total assets less current liabilities</b>			<u>4,167,424</u>		<u>4,673,254</u>
<b>Creditors: amounts falling due after more than one year</b>					
Provisions for liabilities			-		-
Defined benefit pension scheme liability	27		-		(315,000)
<b>Total net assets</b>			<u>4,167,424</u>		<u>4,358,254</u>
<b>The funds of the charity</b>					
Unrestricted funds					
General funds	22	3,945,105		4,398,799	
Pension reserve	22	-		(315,000)	
			<u>3,945,105</u>		<u>4,083,799</u>
Designated funds	23		-		-
Restricted income funds	24		222,319		274,455
<b>Total charity funds</b>			<u>4,167,424</u>		<u>4,358,254</u>

The financial statements have been prepared in accordance to the provisions applicable to companies subject to the small company regime. The financial statements on pages 24 to 64 were approved by the Board of Trustees and authorised for issue on 14/09/2023 2023 and are signed on its behalf by:

Steve Langan

Chair

DocuSigned by:  
  
 877BBFBB3DC541E...

# The Hepworth Wakefield

## STATEMENT OF FINANCIAL POSITION

31 March 2023

Company Registration No. 07113861

Registered Charity No. 1138117

	Note	2023	2022
		£	£
<b>Fixed assets</b>			
Tangible assets	15	285,809	226,354
Investments	16	1,167,271	1,258,053
		<u>1,453,080</u>	<u>1,484,407</u>
<b>Current assets</b>			
Stocks	17	-	-
Investments	18	1,158	1,320
Debtors	19	502,113	455,087
Cash at bank and in hand		829,863	1,453,343
		<u>1,333,134</u>	<u>1,909,750</u>
<b>Liabilities</b>			
Creditors: amounts falling due within one year	20	(349,113)	(427,931)
<b>Net current assets</b>		<u>984,021</u>	<u>1,481,819</u>
<b>Total assets less current liabilities</b>		<u>2,437,101</u>	<u>2,966,226</u>
<b>Creditors: amounts falling due in more than one year</b>			
Provisions for liabilities		-	-
Defined benefit pension scheme liability	27	-	(315,000)
<b>Net assets</b>		<u>2,437,101</u>	<u>2,651,226</u>
<b>Funds of the charity</b>			
Unrestricted funds			
General reserve	22	2,214,782	2,691,771
Pension reserve	22	-	(315,000)
		<u>2,214,782</u>	<u>2,376,771</u>
Designated funds	23	-	-
Restricted income funds	24	222,319	274,455
<b>Total charity funds</b>		<u>2,437,101</u>	<u>2,651,226</u>

As permitted by Section 408 of the Companies Act 2006, the Statement of Financial Activities of the parent Charity is not presented as part of those financial statements.

The Charity's gain for the year was deficit £214,125 (2022: gain £204,116).

# The Hepworth Wakefield

## STATEMENT OF FINANCIAL POSITION

31 March 2023


Company Registration No. 07113861

Registered Charity No. 1138117

---

The financial statements have been prepared in accordance to the provisions applicable to companies subject to the small company regime.

The financial statements on pages 24 to 64 were approved by the Board of Trustees and authorised for issue on 14/09/2023 and are signed on its behalf by:

DocuSigned by:  
  
877BBFBB3DC541E...  
Steve Langan Chair

# The Hepworth Wakefield

## STATEMENT OF CASHFLOWS

Year Ended 31 March 2023

		Group	
	Note	2023	2022
		£	£
<b>Net cash flows from operating activities</b>	29	274,412	813,218
<b>Investing activities</b>			
Returns on investments		20,782	17,656
Purchase of tangible fixed assets		(119,465)	(13,748)
Proceeds from sale of investments		213,463	474,777
Cash reinvested / (released from) within investment portfolio		32,613	(35,675)
Purchase of investments		(253,043)	(697,161)
<b>Net cash used in investing activities</b>		(105,650)	(254,151)
(Decrease)/Increase in cash in the year		(373,492)	559,067
Cash and cash equivalents at the beginning of the year		1,864,903	1,305,836
<b>Total cash and cash equivalents at the end of the year</b>	29	1,491,411	1,864,903

# The Hepworth Wakefield

## NOTES TO THE FINANCIAL STATEMENT

### Year Ended 31 March 2023

---

#### 1. ACCOUNTING POLICIES

##### CHARITY INFORMATION

The Hepworth Wakefield is a company limited by guarantee domiciled and incorporated in England and Wales. The registered office is Gallery Walk, Wakefield, WF1 5AW.

The group consists of The Hepworth Wakefield and its subsidiaries, The Hepworth Wakefield Enterprises Limited (Company Registration Number – 07594964) and The Hepworth Wakefield Garden Trust (Company Registration Number – 10383188).

The Hepworth Wakefield meets the definition of a public benefit entity under FRS 102. The charity exists for the benefit of the public through the provision of access to inspiring, world-class art, which is detailed in the charities' principal activities.

The charity's and the group's principal activities are described in detail on pages 6 and 7 along with the nature of the charity's operations and the group's operations. The company has adopted the following principal accounting policies which should be read in conjunction with the financial statements set out on pages 23 to 65.

The charity is a qualifying entity for the purposes of FRS 102, being a member of a group where the parent of that group prepares publicly available consolidated financial statements, including this charity, which are intended to give a true and fair view of the assets, liabilities, financial position and profit or loss of the group. The charity has therefore taken advantage of exemptions from the following disclosure requirements for parent charity information presented within the consolidated financial statements:

- Section 7 'Statement of Cash Flows': Presentation of a statement of cash flow and related notes and disclosures;

##### ACCOUNTING CONVENTION

These financial statements have been prepared in accordance with FRS 102 "The Financial Reporting Standard applicable in the UK and Republic of Ireland" ("FRS 102"), the Charities Statement of Recommended Practice, Accounting and Reporting by Charities ("SORP") FRS 102 and the requirements of the Companies Act 2006 as applicable to companies subject to the small companies regime, and under the historical cost convention.

The consolidated financial statements are presented in sterling which is the functional currency of the group. Monetary amounts in these financial statements are rounded to the nearest whole £1, except where otherwise indicated.

##### GOING CONCERN

At the time of approving the financial statements, the directors have a reasonable expectation that the company has adequate resources to continue in operational existence for the foreseeable future. Thus the directors continue to adopt the going concern basis of accounting in preparing the financial statements.

##### BASIS OF CONSOLIDATION

These financial statements consolidate on a line by line basis the results of the charity and its wholly-owned subsidiary undertakings, The Hepworth Wakefield Enterprises Limited and The Hepworth Wakefield Garden Trust Limited, both drawn up to 31 March each year. The summarised profit and loss accounts for the subsidiaries are shown in note 16. A separate Statement of Financial Activities, or income and expenditure account, for the

# The Hepworth Wakefield

## NOTES TO THE FINANCIAL STATEMENT

### Year Ended 31 March 2023

---

#### 1. ACCOUNTING POLICIES (*continued*)

##### BASIS OF CONSOLIDATION (*continued*)

charity itself is not presented as the charity has taken advantage of the exemptions afforded by section 408 of the Companies Act 2006.

The share held in The Hepworth Wakefield Enterprises Limited, for which there is no readily ascertainable market value, is valued at cost.

The Hepworth Wakefield was one of four partner organisations to run the Yorkshire Sculpture International festival in 2019. Funds relating to the jointly controlled enterprise are held by The Henry Moore Foundation on the partner's behalf. As at 31 March 2023 no material liabilities or assets could be attributed to The Hepworth Wakefield.

##### INCOME

Income is recognised when it meets the three criteria set out within the charities SORP of entitlement, when it is probable it will be received and it is measurable. Hence income from charitable activities and interest receivable is included in the period in which the group is entitled to receipt.

##### RESOURCES EXPENDED AND IRRECOVERABLE VAT

Expenditure is included in the Statement of Financial Activities on an accruals basis, inclusive of any VAT which cannot be recovered and charged.

Raising funds includes the costs incurred in generating voluntary income; fundraising trading costs, including the costs of operating the gallery car park. Trading subsidiary costs which include costs of retail, café and venue hire operations are included in raising funds, other trading activities. Overheads incurred by the charity relating to building and estates costs are apportioned to the subsidiary based upon the staff time devoted to these areas on a basis consistent with that used for support costs.

Charitable expenditure has been analysed by activity, these costs enable the gallery to meet its charitable aims and objectives.

Where expenditure on multi-purpose fundraising activity has taken place, these are apportioned on the basis of the aim and content of marketing and fundraising output between costs of raising funds (where expenditure is on material for raising the general profile of the gallery) and charitable expenditure (where expenditure is on material specifically provided to further the charity's objectives).

The activities of the charity fall into discrete areas of operations. Directly attributable outgoing resources are shown under the relevant heading. Indirect outgoing resources are allocated to the projects on the basis of usage, staff time, value or area occupied, as appropriate. The remaining non-attributable amounts represent the cost of the overall management and administration of the charity and are shown under that heading on the Statement of Financial Activities. An explanation of the amount of indirect costs allocated in this way is shown in note 11. Support costs comprising in the majority staff costs have been apportioned across the activities based upon the staff time devoted to these areas.

# The Hepworth Wakefield

## NOTES TO THE FINANCIAL STATEMENT

### Year Ended 31 March 2023

---

#### 1. ACCOUNTING POLICIES (*continued*)

##### BASIS OF CONSOLIDATION (*continued*)

Charitable expenditure and administration costs comprise direct expenditure including direct staff costs attributable to the activity. Where costs cannot be directly attributed they have been allocated to activities on a basis consistent with use of the resources. Fund raising costs are those incurred in seeking voluntary contributions for the gallery. Management and administration costs are those incurred in connection with the management of the gallery's assets and organisational administration.

Governance costs are those incurred in connection with compliance with constitutional and statutory requirements.

##### COLLECTIONS

The Hepworth Wakefield is the managing trustee of the collections. However, WMDC is the custodian trustee and therefore none of the collections are included in fixed assets.

##### TANGIBLE FIXED ASSETS

Where purchased, tangible fixed assets are initially included at their cost of acquisition, including costs that are directly attributable to bringing the assets into working condition for their intended use.

Where a fixed asset is acquired in full or in part from the proceeds of a grant it is included at its full acquisition cost without netting off the grant proceeds.

Donated, functional fixed assets are included at a valuation made by the Trustees. Where the use of these assets is unrestricted they are included in a designated fund reflecting their book value. All fixed assets where the use is unrestricted are then transferred after initial recognition from restricted or designated funds into general reserves.

No value is shown in the accounts for assets occupied and used by the Trust under license from WMDC. Individual fixed assets costing £5000 or more are capitalised.

Costs directly related to bringing an asset to its completed state are capitalised as they are incurred in accordance with FRS102 (Chapter 17).

Long-term exhibition equipment is capitalised as a fixed asset. Temporary exhibition costs are written off as resources expended in the year that they are incurred.

Tangible fixed assets are depreciated on a straight-line basis over their estimated useful lives.

Depreciation is charged monthly. A full month's depreciation is charged in the month of acquisition, none in the month of disposal. Depreciation is charged at the following rates:

Plant & machinery	:	20% per annum
Fixtures and fittings	:	10% per annum
Office and gallery equipment	:	20% per annum
Computer and AV equipment	:	25% per annum

# The Hepworth Wakefield

## NOTES TO THE FINANCIAL STATEMENT

### Year Ended 31 March 2023

---

#### 1. ACCOUNTING POLICIES (*continued*)

##### TANGIBLE FIXED ASSETS (*continued*)

Leasehold buildings	:	5% per annum
Leasehold garden works	:	5% per annum

Depreciation is not provided on assets in the course of construction until the asset is brought into use in the business.

##### IMPAIRMENT OF FIXED ASSETS

An assessment is made at each reporting date of whether there are indications that a fixed asset may be impaired or that an impairment loss previously recognised has fully or partially reversed. If such indications exist, the Group estimates the recoverable amount of the asset.

Shortfalls between the carrying value of fixed assets and their recoverable amounts, being the higher of fair value less costs to sell and value-in-use, are recognised as impairment losses. Impairments of revalued assets are treated as a revaluation loss. All other impairment losses are recognised in the statement of financial activities.

Recognised impairment losses are reversed if, and only if, the reasons for the impairment loss have ceased to apply. Reversals of impairment losses are recognised in profit or loss or, for revalued assets, as a revaluation gain. On reversal of an impairment loss, the depreciation or amortisation is adjusted to allocate the asset's revised carrying amount (less any residual value) over its remaining useful life.

##### INVESTMENTS

Long-term investments are classified as fixed assets. Short term investments are classified as current assets.

Fixed asset investments are stated at cost in the company balance sheet.

Provision is made for any impairment in the value of fixed asset investments.

##### STOCK

Stock is valued at the lower of cost and net realisable value. Net realisable value is based on estimated selling price. Provision is made for obsolete, slow moving or defective items where appropriate.

At each reporting date, the group assesses whether stocks are impaired or if an impairment loss recognised in prior periods has reversed. Any excess of the carrying amount of stock over its estimated selling price less costs to complete and sell, is recognised as an impairment loss in the statement of financial activities.

Reversals of impairment losses are also recognised in the statement of financial activities.

Stocks held for distribution at no or nominal consideration are measured at cost, adjusted where applicable.

##### CASH AND CASH EQUIVALENTS

Cash and cash equivalents include cash in hand, deposits held at call with banks, other short term liquid investments with original maturities of three months or less, and bank overdrafts. Bank overdrafts are shown within borrowings in current liabilities.



# The Hepworth Wakefield

## NOTES TO THE FINANCIAL STATEMENT

### Year Ended 31 March 2023

---

#### 1. ACCOUNTING POLICIES (*continued*)

##### FINANCIAL INSTRUMENTS

The company has elected to apply the provisions of Section 11 'Basic Financial Instruments' and Section 12 'Other Financial Instruments Issues' of FRS 102 to all of its financial instruments.

Financial instruments are recognised when the company becomes party to the contractual provisions of the instrument.

Financial assets and liabilities are offset, with the net amounts presented in the financial statements, when there is a legally enforceable right to set off the recognised amounts and there is an intention to settle on a net basis or to realise the asset and settle the liability simultaneously.

##### *Basic financial assets*

Basic financial assets, which include trade and other receivables and cash and bank balances, are initially measured at transaction price including transaction costs and are subsequently carried at amortised cost using the effective interest method unless the arrangement constitutes a financing transaction, where the financial asset is measured at the present value of the future receipts discounted at a market rate of interest.

##### *Impairment of financial assets*

Financial assets, other than those held at fair value through profit and loss, are assessed for indicators of impairment at each reporting end date.

Financial assets are impaired where there is objective evidence that, as a result of one or more events that occurred after the initial recognition of the financial asset, the estimated future cash flows have been affected. If an asset is impaired, the impairment loss is the difference between the carrying amount and the present value of the estimated cash flows discounted at the asset's original effective interest rate. The impairment loss is recognised in profit or loss.

If there is a decrease in the impairment loss arising from an event occurring after the impairment was recognised, the impairment is reversed. The reversal is such that the current carrying amount does not exceed what the carrying amount would have been, had the impairment not previously been recognised. The impairment reversal is recognised in profit or loss.

##### *Derecognition of financial assets*

Financial assets are derecognised only when the contractual rights to the cash flows from the asset expire or are settled, or when the company transfers the financial asset and substantially all the risks and rewards of ownership to another entity, or if some significant risks and rewards of ownership are retained but control of the asset has transferred to another party that is able to sell the asset in its entirety to an unrelated third party.

##### *Classification of financial liabilities*

Financial liabilities and equity instruments are classified according to the substance of the contractual arrangements entered into. An equity instrument is any contract that evidences a residual interest in the assets of the company after deducting all of its liabilities.

# The Hepworth Wakefield

## NOTES TO THE FINANCIAL STATEMENT

### Year Ended 31 March 2023

---

#### 1. ACCOUNTING POLICIES (*continued*)

##### FINANCIAL INSTRUMENTS (*continued*)

###### *Basic financial liabilities*

Basic financial liabilities, including trade and other payables and loans from fellow group companies that are classified as debt, are initially recognised at transaction price unless the arrangement constitutes a financing transaction, where the debt instrument is measured at the present value of the future payments discounted at a market rate of interest.

Debt instruments are subsequently carried at amortised cost, using the effective interest rate method.

###### *Derecognition of financial liabilities*

Financial liabilities are derecognised when, and only when, the company's contractual obligations are discharged, cancelled, or they expire.

##### GIFTS IN KIND

Gifts in kind are accounted for at a reasonable estimate of their value to the charity or the amount actually realised. Those received for the purposes of sale or distribution are included in the accounts as gifts only when sold or distributed by the charity. Those received for use by the charity are included in the Statement of Financial Activities as incoming resources when receivable. Volunteer work is not recognised in the accounts but the savings to the charity have been estimated in note 8.

##### FOREIGN CURRENCY

Transactions in foreign currency are recorded at the rate of exchange prevailing at the time of the transaction. Foreign currency balances are translated into sterling at the exchange rates prevailing at the balance sheet date. Any resulting gains or losses on exchange are included in the Statement of Financial Activities.

##### PENSION COSTS

The group operates two pension schemes. There is a defined benefit scheme with West Yorkshire Pension Fund, which is only available to staff who have previously contributed to the scheme. In addition there is a Group Personal Pension Scheme administered by Scottish Life which is available to all other employees. Contributions to both Schemes are charged directly to the Statement of Financial Activities. The employers' contributions are included in the Statement of Financial Activities as an expended resource on an accruals basis.

For defined benefit schemes the amounts charged to operating profit are the current service costs and gains and losses on settlements and curtailments. They are included as part of staff costs. Past service costs are recognised immediately in the profit and loss account if the benefits have vested. If the benefits have not vested immediately, the costs are recognised over the period until vesting occurs. The interest cost and the expected return on assets are shown as a net amount of other finance costs or credits adjacent to interest.

Actuarial gains and losses are recognised immediately in the statement of total recognised gains and losses.

Defined benefit schemes are funded, with the assets of the scheme held separately from those of the Group, in separate trustee administered funds. Pension scheme assets are measured at fair value and liabilities are

# The Hepworth Wakefield

## NOTES TO THE FINANCIAL STATEMENT

### Year Ended 31 March 2023

---

#### 1. ACCOUNTING POLICIES (*continued*)

##### PENSION COSTS (*continued*)

measured on an actuarial basis using the projected unit method and discounted at a rate equivalent to the current rate of return on a high-quality corporate bond of equivalent currency and term to the scheme liabilities. The actuarial valuations are obtained at least triennially and are updated at each balance sheet date.

The resulting defined benefit asset or liability, is presented separately after other net assets on the face of the balance sheet.

For defined contribution schemes the amount charged to the profit and loss account in respect of pension costs and other post-retirement benefits is the contributions payable in the year. Differences between contributions payable in the year and contributions actually paid are shown as either accruals or prepayments in the balance sheet. Where there is a resulting defined benefit asset is capped at the estimated recoverable amount, and a provision made for any irrecoverable surplus.

##### FUND ACCOUNTING

Funds held by the charity are either:

- Unrestricted general funds – these are funds which can be used in accordance with the charitable objects at the discretion of the trustees.
- Unrestricted designated funds - these are funds which have been set-aside by the trustees for specific future purposes.
- Restricted funds – these are funds that can only be used for particular restricted purposes within the objects of the charity. Restrictions arise when specified by the donor or when funds are raised for particular restricted purposes.

Further explanation of the nature and purpose of each fund is included in the notes to the financial statements.

##### TAXATION

The company is a registered charity and has no liability to corporation tax on its charitable activities under the Corporation Tax Act 2010 (chapters 2 and 3 of part ii, section 466 onwards) or Section 256 of the Taxation for Chargeable Gains Act 1992, to the extent surpluses are applied to its charitable purposes.

The trading subsidiary is liable to corporation tax on its taxable profits. Current tax, including UK corporation tax and foreign tax, is provided at amounts expected to be paid (or recovered) using the tax rates and laws that have been enacted or substantively enacted by the balance sheet date.

**EMPLOYEE BENEFITS** The costs of short-term employee benefits are recognised as a liability and an expense, unless those costs are required to be recognised as part of the cost of stock or fixed assets. The cost of any unused holiday entitlement is recognised in the period in which the employee's services are received.

Termination benefits are recognised immediately as an expense when the company is demonstrably committed to terminate the employment of an employee or to provide termination benefits.

# The Hepworth Wakefield

## NOTES TO THE FINANCIAL STATEMENT

### Year Ended 31 March 2023

---

#### 1. ACCOUNTING POLICIES (*continued*)

##### JUDGEMENTS AND KEY SOURCES OF ESTIMATION UNCERTAINTY

In the application of the company's accounting policies, the directors are required to make judgements, estimates and assumptions about the carrying amount of assets and liabilities that are not readily apparent from other sources. The estimates and associated assumptions are based on historical experience and other factors that are considered to be relevant. Actual results may differ from these estimates.

The estimates and underlying assumptions are reviewed on an ongoing basis. Revisions to accounting estimates are recognised in the period in which the estimate is revised where the revision affects only that period, or in the period of the revision and future periods where the revision affects both current and future periods.

##### MUSEUM AND GALLERY TAX RELIEF

The accrued income in respect of Museum and Gallery Tax Relief has been assessed by management based on the guidelines set out by HMRC in relation to eligibility.

#### 2. INCOME GENERATED BY THE TRADING SUBSIDIARY

Income generated by the subsidiary represents amounts derived from the provision of goods and services which fall within the company's ordinary activities after deduction of trade discounts and value added tax.

The income, which arises in the United Kingdom, is attributable to the company's principal activity. Consolidated incoming resources from generating funds also includes income from the trading activities including retail sales, hire of gallery spaces, commission on café and catering income and car parking income.

# The Hepworth Wakefield

## NOTES TO THE FINANCIAL STATEMENT

### Year Ended 31 March 2023

#### 3. INCOME FROM DONATIONS AND LEGACIES

	Unrestricted funds £	Restricted funds £	Total 2023 £	Unrestricted funds £	Restricted funds £	Total 2022 £
Trust grants received						
& Individual Giving	54,618	267,361	321,979	122,248	200,922	323,170
Gallery box donations	149	-	149	2,224	-	2,224
Other donations	18,297	-	18,297	6,423	-	6,423
Patrons	15,130	-	15,130	6,369	-	6,369
	<u>88,194</u>	<u>267,361</u>	<u>355,555</u>	<u>137,264</u>	<u>200,922</u>	<u>338,186</u>

#### 4. INCOME FROM CHARITABLE ACTIVITIES

	Unrestricted funds £	Restricted funds £	Total 2023 £	Unrestricted funds £	Restricted funds £	Total 2022 £
Wakefield Council						
service charge income	750,000	-	750,000	875,000	-	875,000
Arts Council England						
NPO funding	922,773	-	922,773	920,774	-	920,774
Partnership income	45,684	-	45,684	100,800	-	100,800
Workshops, tours and						
talks income	23,198	-	23,198	3,725	-	3,725
Admission Entry	274,788	-	274,788	298,230	-	298,230
Education income	9,791	-	9,791	-	-	-
Funded Acquisitions	-	-	-	-	2,586,081	2,586,081
Sponsorship	45,000	50,000	95,000	65,000	-	65,000
	<u>2,071,234</u>	<u>50,000</u>	<u>2,121,234</u>	<u>2,263,529</u>	<u>2,586,081</u>	<u>4,849,610</u>

# The Hepworth Wakefield

## NOTES TO THE FINANCIAL STATEMENT

### Year Ended 31 March 2023

#### 5. INCOME EARNED FROM OTHER ACTIVITIES

	Unrestricted funds £	Restricted funds £	Total 2023 £	Unrestricted funds £	Restricted funds £	Total 2022 £
Car park income	55,531	-	55,531	71,246	-	71,246
Corporate partnership income	5,250	-	5,250	8,000	-	8,000
Event income	51,431	-	51,431	10,939	-	10,939
Membership	24,939	-	24,939	53,326	-	53,326
Other income	54,585	-	54,585	29,957	-	29,957
Trading income	897,473	-	897,473	832,089	-	832,089
Coronavirus Job Retention Scheme grant income	-	-	-	39,113	-	39,113
Museums Galleries & Exhibitions Tax Relief	37,914	-	37,914	1,532	-	1,532
Garden Trust income	2,281	-	2,281	1,472	-	1,472
	<u>1,129,404</u>	<u>-</u>	<u>1,129,404</u>	<u>1,047,674</u>	<u>-</u>	<u>1,047,674</u>

#### 6. INVESTMENT INCOME

All of the group's investment income of £20,782 (2022: £17,656) arises from a) money held in interest bearing deposit accounts of £nil (2022: £nil) and b) money held in a corporate bond portfolio of £20,782 (2022: £17,656).

#### 7. DEFERRED INCOME

Group	1 April 2022 £	Deferred £	Released £	31 March 2023 £
Other deferred income	<u>-</u>	<u>10,000</u>	<u>-</u>	<u>10,000</u>
Charity	1 April 2022 £	Deferred £	Released £	31 March 2023 £
Other deferred income	<u>-</u>	<u>10,000</u>	<u>-</u>	<u>10,000</u>

The deferred income balance at 31 March 2023 relates to sponsorship income received before 31 March 2023 which relates to the financial period of the year ended 31 March 2024.

# The Hepworth Wakefield

## NOTES TO THE FINANCIAL STATEMENT

### Year Ended 31 March 2023

#### 8. INFORMATION REGARDING TRUSTEES AND EMPLOYEES

	2023 No.	2022 No.
Average number of persons employed:		
Collections and exhibitions	8	8
Learning	4	13
Visitor services	22	25
Marketing	4	2
Management and administration	11	9
Development	3	3
Trading subsidiary	19	23
Premises	7	8
	<u>78</u>	<u>91</u>
	2023 No.	2022 No.
Average number of FTE employed:		
Collections and exhibitions	7	6
Learning	4	5
Visitor services	13	13
Marketing	3	2
Management and administration	11	8
Development	2	2
Trading subsidiary	12	11
Premises	5	5
	<u>57</u>	<u>52</u>

# The Hepworth Wakefield

## NOTES TO THE FINANCIAL STATEMENT

### Year Ended 31 March 2023

#### 8. INFORMATION REGARDING TRUSTEES AND EMPLOYEES (*continued*)

	2023	2022
	£	£
Staff costs during the year:		
Wages and salaries	1,404,892	1,338,414
Social security costs	120,007	97,989
Pension costs	181,654	130,765
Recruitment and temporary staff costs	51,170	6,421
Other staff costs	36,578	1,502
Staff training and expenses	7,167	165
	<u>1,801,468</u>	<u>1,575,256</u>

In the current year a settlement was paid to no (2022: one) employees of Enil (2022: £6,000).

The number of employees whose emoluments as defined for taxation purposes amounted to over £60,000 in the year was as follows:

	2023	2022
	No.	No.
£60,001 - £70,000	1	-
£70,001 - £80,000	-	-
£80,001 - £90,000	-	-
£90,001 - £100,00	1	0
	<u>2</u>	<u>1</u>

All employees earning over £60,000 participated in the pension scheme. Total contributions paid during the period in respect of these employees were £28,854 (2022: £11,350).

#### VOLUNTEERS

In the year a significant saving to the charity was the invaluable assistance received from volunteers. During the year a total of 72 (2022: 59) volunteers offered their services and the resulting savings from this are estimated to be in the region of £15,500 (2022: £13,029), equivalent to 0.9 full time members of staff.

#### TRUSTEES' REMUNERATION

No trustees received remuneration during the current year or prior period.

Expenses of £432 (2022: £685) were paid to one (2022: two) trustees in respect of accommodation and travel fares.



# The Hepworth Wakefield

## NOTES TO THE FINANCIAL STATEMENT

### Year Ended 31 March 2023

#### 9. KEY MANAGEMENT PERSONNEL

The key management of the group comprise those of the charity and the key management personnel of its wholly owned subsidiaries. The total employee benefits of the key management personnel of the group were £437,428 (2022: £289,152).

The key management personnel of the charity comprises the trustees and the Senior Management Team.

#### 10. EXPENDITURE ON RAISING FUNDS

##### Unrestricted Funds

	Staff costs	Direct costs	Overhead costs	Depreciation costs	Marketing costs	Governance costs	Total 2023	Total 2022
	£	£	£	£	£	£	£	£
Cost of raising funds	107,588	4,097	72,498	4,491	12,976	5,467	207,117	236,944
Fundraising trading	325,364	329,472	11,851	4,173	8,186	6,950	685,996	692,109
Garden Trust	-	9,135	-	-	-	-	9,135	14,701
<b>Total</b>	<b>432,952</b>	<b>342,704</b>	<b>84,349</b>	<b>8,664</b>	<b>21,162</b>	<b>12,417</b>	<b>902,248</b>	<b>943,754</b>

##### Restricted

	Staff costs	Direct costs	Overhead costs	Depreciation costs	Marketing costs	Governance costs	Total 2023	Total 2022
	£	£	£	£	£	£	£	£
Cost of raising funds	-	-	-	-	-	-	-	-
<b>Total</b>	<b>-</b>	<b>-</b>	<b>-</b>	<b>-</b>	<b>-</b>	<b>-</b>	<b>-</b>	<b>-</b>

# The Hepworth Wakefield

## NOTES TO THE FINANCIAL STATEMENT

### Year Ended 31 March 2023

#### 11. EXPENDITURE ON CHARITABLE ACTIVITIES

##### Unrestricted Funds

	Staff costs	Direct costs	Overhead costs	Depreciation costs	Marketing costs	Governance costs	Total 2023	Total 2022
	£	£	£	£	£	£	£	£
Collections and exhibitions	376,559	213,447	253,745	15,717	45,417	19,134	924,019	592,258
Learning	161,382	7,453	108,748	6,736	19,464	8,200	311,983	474,245
Visitor services	699,324	470	471,240	29,189	84,346	35,534	1,320,103	1,009,883
Public Programme	53,794	14,438	36,249	2,246	6,488	2,733	115,948	129,760
Garden	32,602	639	76	90,548	-	1,600	125,465	128,191
<b>Total</b>	<b>1,323,661</b>	<b>236,447</b>	<b>870,058</b>	<b>144,436</b>	<b>155,715</b>	<b>67,201</b>	<b>2,797,518</b>	<b>2,334,337</b>

##### Restricted funds

	Staff costs	Direct costs	Overhead costs	Depreciation costs	Marketing costs	Governance costs	Total 2023	Total 2022
	£	£	£	£	£	£	£	£
Collections and exhibitions	44,855	180,542	-	-	-	-	225,397	2,734,908
Learning	-	119,829	-	-	-	-	119,829	246,114
Visitor services	-	-	-	-	-	-	-	26,500
Public Programme	-	28,065	-	-	-	-	28,065	-
Garden	-	-	-	-	-	-	-	-
<b>Total</b>	<b>44,855</b>	<b>328,436</b>	<b>-</b>	<b>-</b>	<b>-</b>	<b>-</b>	<b>373,291</b>	<b>3,007,522</b>

Shared and support costs totalling £2,639,265 (2022: £2,839,407) and comprising in the majority staff costs have been allocated across the activities based upon the staff time devoted to these areas. Staff costs for these areas are reported under the staff cost heading, other than amounts allocated to Governance.

# The Hepworth Wakefield

## NOTES TO THE FINANCIAL STATEMENT

### Year Ended 31 March 2023

#### 12. GOVERNANCE COSTS

	2023	2022
	£	£
Legal and Professional fees	23,857	18,066
Audit and Accountancy fees	55,760	39,050
	<u>79,617</u>	<u>57,116</u>

#### 13. NET INCOME/EXPENDITURE FOR THE YEAR

This is stated after charging:

	2023	2022
	£	£
Depreciation	153,100	190,526
Auditor's remuneration:		
Fees payable to the company's auditor for the audit of the company's annual financial statements	31,500	14,500
Fees payable to the company's auditor for the audit of the subsidiary's annual financial statements	2,500	4,700
Tax compliance services	12,960	3,000
Accountancy services	8,800	4,285
	<u>          </u>	<u>          </u>

#### 14. TAXATION

	2023	2022
	£	£
United Kingdom corporation tax at 19% (2022: 19%)	<u>-</u>	<u>-</u>

# The Hepworth Wakefield

## NOTES TO THE FINANCIAL STATEMENT

### Year Ended 31 March 2023

#### 15. TANGIBLE FIXED ASSETS

##### Group

	Assets in the course of construction	Plant and machinery	Fixtures and fittings	Gatehouse	Gardens	Office and gallery equipment	Computer and AV equipment	Leasehold land and buildings	Total
	£	£	£	£	£	£	£	£	£
<b>Cost</b>									
At 1 April									
2022	-	122,744	136,822	169,373	1,641,584	37,610	221,179	188,509	2,517,821
Additions	-	-	112,244	-	-	6,885	336	-	119,465
Disposals	-	(439)	(1,810)	-	-	-	-	(60)	(2,309)
At 31 March									
2023	-	122,305	247,256	169,373	1,641,584	44,495	221,515	188,449	2,634,977
<b>Accumulated depreciation</b>									
At 1 April									
2022	-	86,959	85,728	19,911	149,973	30,283	198,345	65,975	637,174
Charge for the year	-	18,479	18,397	8,469	82,079	2,485	13,766	9,425	153,100
Disposals	-	(266)	(860)	(30)	-	1,026	(547)	-	(677)
At 31 March									
2023	-	105,172	103,265	28,350	232,052	33,794	211,564	75,400	789,597
<b>Net book value</b>									
At 31 March									
2023	-	17,133	143,991	141,023	1,409,532	10,701	9,951	113,049	1,845,380
At 31 March									
2022	-	35,785	51,094	149,462	1,491,611	7,327	22,834	122,534	1,880,647

# The Hepworth Wakefield

## NOTES TO THE FINANCIAL STATEMENT

### Year Ended 31 March 2023

#### 15. TANGIBLE FIXED ASSETS *(continued)*

##### Charity

	Assets in the course of construction	Plant and machinery	Fixtures and fittings	Office and gallery equipment	Computer and AV equipment	Leasehold land and buildings	Total Cost
	£	£	£	£	£	£	£
<b>Cost</b>							
At 1 April							
2022	-	112,769	131,787	25,996	217,630	188,449	676,631
Additions	-	-	112,224	5,609	-	-	117,833
Disposals	-	-	-	-	-	-	-
At 31 March							
2023	-	112,769	244,011	31,605	217,630	188,449	794,464
<b>Accumulated depreciation</b>							
At 1 April							
2022	-	78,111	83,381	25,996	196,814	65,975	450,277
Charge for the year	-	17,525	18,073	561	12,794	9,425	58,378
Disposals	-	-	-	-	-	-	-
At 31 March							
2023	-	95,636	101,454	26,557	209,608	75,400	508,655
<b>Net book value</b>							
At 31 March							
2023	-	17,133	142,557	5,048	8,022	113,049	285,809
At 31 March							
2022	-	34,658	48,406	-	20,816	122,474	226,354

All tangible fixed assets were used for charitable purposes.

# The Hepworth Wakefield

## NOTES TO THE FINANCIAL STATEMENT

### Year Ended 31 March 2023

#### 16. INVESTMENTS HELD AS FIXED ASSETS

	2023 Group £	2023 Charity £	2022 Group £	2022 Charity £
Investment in subsidiary	-	1	-	1
Listed investments	1,167,271	1,167,271	1,258,052	1,258,052
Listed investments				
	2023 Investments £	2023 Cash £	2022 Investments £	2022 Cash £
Market value brought forward at 1 April 2022	1,204,721	53,331	942,658	17,656
Add: additions to investments at cost	253,043	-	697,161	-
Disposals at carrying value	(213,463)	-	(474,777)	-
Movement in cash	-	(32,613)	-	35,675
Revaluation	(97,748)	-	39,679	-
Market value as at 31 March 2023	1,146,553	20,718	1,204,721	53,331

The company owns 100% of the ordinary share capital of The Hepworth Wakefield Enterprises Limited, Company Registration Number – 07594964, a company registered in England and Wales. The principal activities of the company are to carry out the retail and venue hire operations of the charity and also to receive commissions from the outsourced operations of the café business.

# The Hepworth Wakefield

## NOTES TO THE FINANCIAL STATEMENT

### Year Ended 31 March 2023

#### 16. INVESTMENTS HELD AS FIXED ASSETS (*continued*)

The company also controls The Hepworth Wakefield Garden Trust Limited, Company Registration Number - 10383188, a company limited by guarantee and registered in England and Wales. The principal activities of the company is to establish and operate The Hepworth Wakefield Riverside Gallery Garden.

The income and expenditure of The Hepworth Wakefield Enterprises Limited for the period ended 31 March 2023 is summarised below:

	2023 £	2022 £
Turnover	897,473	762,206
Cost of sales	(329,472)	(357,116)
Gross profit	568,001	405,090
Administrative expenses	(356,524)	(334,992)
Profit on ordinary activities for the financial period	211,477	70,098
Profit retained for the financial period	211,477	70,098

The aggregate of the assets, liabilities and funds was:

	2023 £	2022 £
Assets	497,722	281,387
Liabilities	(284,871)	(215,014)
	212,851	66,373
Represented by:		
Called up share capital	1	1
Profit and loss account	212,850	66,372
Shareholder's funds	212,851	66,373

# The Hepworth Wakefield

## NOTES TO THE FINANCIAL STATEMENT

### Year Ended 31 March 2023

#### 16. INVESTMENTS HELD AS FIXED ASSETS (*continued*)

The income and expenditure of The Hepworth Wakefield Garden Trust Limited for the period ended 31 March 2023 is summarised below:

	2023 £	2022 £
Total funds brought forward	(437,334)	(337,312)
Total income and endowments	2,281	42,871
Total expenditure	(125,465)	(142,893)
Total funds carried forward	(560,518)	(437,334)

The aggregate of the assets, liabilities and funds was:

	2023 £	2022 £
Assets	1,909,703	2,003,742
Liabilities	(2,470,221)	(2,441,076)
Represented by:		
Unrestricted funds	(560,518)	(437,334)

#### 17. STOCKS

	2023 Group £	2023 Charity £	2022 Group £	2022 Charity £
Goods for resale	169,068	-	165,356	-

#### 18. INVESTMENTS

	2023 Group £	2023 Charity £	2022 Group £	2022 Charity £
Current asset investment held in cash	1,158	1,158	1,320	1,320



# The Hepworth Wakefield

## NOTES TO THE FINANCIAL STATEMENT

### Year Ended 31 March 2023

#### 19. DEBTORS

	2023 Group £	2023 Charity £	2022 Group £	2022 Charity £
Amounts falling due within one year:				
Trade debtors	89,362	75,731	85,424	50,887
Amount owed by subsidiaries	-	272,402	-	181,166
Other debtors	61,517	58,088	79,434	61,180
Prepayments and accrued income	95,892	95,892	164,304	161,854
VAT debtor	1,334	-	-	-
	<u>248,105</u>	<u>502,113</u>	<u>329,162</u>	<u>455,087</u>

#### 20. CREDITORS: Amounts falling due within one year

	2023 Group £	2023 Charity £	2022 Group £	2022 Charity £
Trade creditors	164,224	129,561	182,933	156,621
Other creditors	13,401	13,401	9,590	9,590
Other taxes and social security	31,833	31,833	27,089	27,089
Accruals and deferred income	112,274	103,324	118,780	109,914
VAT creditor	432,079	70,994	486,474	124,717
	<u>753,811</u>	<u>349,113</u>	<u>824,866</u>	<u>427,931</u>

#### 21. FINANCIAL INSTRUMENTS

	2023 Group £	2023 Charity £	2022 Group £	2022 Charity £
<b>Carrying amount of financial assets</b>				
Debt instruments measured at amortised cost	<u>185,253</u>	<u>171,623</u>	<u>156,359</u>	<u>119,372</u>
<b>Carrying amount of financial liabilities</b>				
Measured at amortised cost	<u>266,498</u>	<u>222,885</u>	<u>290,273</u>	<u>255,098</u>

# The Hepworth Wakefield

## NOTES TO THE FINANCIAL STATEMENT

### Year Ended 31 March 2023

#### 22. MOVEMENT IN UNRESTRICTED FUNDS

Unrestricted funds comprise the following:

Group	1 April 2022	Income	Expend iture	Net gains / (losses) on investments	Transfers	Actuarial gain/(loss)	31 March 2023
	£	£	£	£	£	£	£
General unrestricted funds	4,398,799	3,294,614	(3,646,766)	(97,748)	(3,794)	-	3,945,105
Pension reserve	(315,000)	15,000	(53,000)	-	-	353,000	-
<b>Total unrestricted funds</b>	<b>4,083,799</b>	<b>3,309,614</b>	<b>(3,699,766)</b>	<b>(97,748)</b>	<b>(3,794)</b>	<b>353,000</b>	<b>3,945,105</b>

Charity	1 April 2022	Income	Expend iture	Net gains / (losses) on investments	Transfers	Actuarial gain/(loss)	31 March 2023
	£	£	£	£	£	£	£
General unrestricted funds	2,691,771	2,459,859	(2,835,306)	(97,748)	(3,794)	-	2,214,782
Pension reserve	(315,000)	15,000	(53,000)	-	-	353,000	-
<b>Total unrestricted funds</b>	<b>2,376,771</b>	<b>2,474,859</b>	<b>(2,888,306)</b>	<b>(97,748)</b>	<b>(3,794)</b>	<b>353,000</b>	<b>2,214,782</b>

#### PRIOR YEAR MOVEMENT IN UNRESTRICTED FUNDS

Unrestricted funds comprise the following:

Group	1 April 2021	Income	Expend iture	Net gains / (losses) on investments	Transfers	Actuarial gain/(loss)	31 March 2022
	£	£	£	£	£	£	£
General unrestricted funds	3,904,066	3,451,123	(3,225,091)	39,679	229,022	-	4,398,799
Pension reserve	(444,000)	15,000	(53,000)	-	-	167,000	(315,000)
<b>Total unrestricted funds</b>	<b>3,460,066</b>	<b>3,466,123</b>	<b>(3,278,091)</b>	<b>39,679</b>	<b>229,022</b>	<b>167,000</b>	<b>4,083,799</b>

# The Hepworth Wakefield

## NOTES TO THE FINANCIAL STATEMENT

### Year Ended 31 March 2023

#### 22. MOVEMENT IN UNRESTRICTED FUNDS (continued)

##### PRIOR YEAR MOVEMENT IN UNRESTRICTED FUNDS (continued)

Unrestricted funds comprise the following:

Charity	1 April 2021	Income	Expend iture	Net gains / (losses) on investments	Transfers	Actuarial gain/(loss)	31 March 2022
	£	£	£	£	£	£	£
General unrestricted funds	2,167,114	2,646,045	(2,390,089)	39,679	229,022	-	2,691,771
Pension reserve	(444,000)	15,000	(53,000)	-	-	167,000	(315,000)
<b>Total unrestricted funds</b>	<b>1,723,114</b>	<b>2,661,045</b>	<b>(2,443,089)</b>	<b>39,679</b>	<b>229,022</b>	<b>167,000</b>	<b>2,376,771</b>

#### 23. MOVEMENT IN DESIGNATED FUNDS

Designated funds comprise the following:

Group	1 April 2022	Income	Expend iture	Net gains / (losses) on investments	Transfers	Actuarial gain/(loss)	31 March 2023
	£	£	£	£	£	£	£
Designated funds	-	-	-	-	-	-	-

Charity	1 April 2022	Income	Expend iture	Net gains / (losses) on investments	Transfers	Actuarial gain/(loss)	31 March 2023
	£	£	£	£	£	£	£
Designated funds	-	-	-	-	-	-	-

# The Hepworth Wakefield

## NOTES TO THE FINANCIAL STATEMENT

Year Ended 31 March 2023

### 24. MOVEMENT IN RESTRICTED FUNDS

Restricted funds comprise grants and donations given towards expenditure on the Hepworth's charitable aims.

Group	1 April 2022 £	Income £	Expenditure £	Transfers £	31 March 2023 £
Learning: other					
programme costs	107,364	55,000	(102,575)	-	59,789
Eridge Trust: School Prints	-	10,000	-	-	10,000
Exhibition - Sheila Hicks	15,000	21,065	(36,065)	-	-
Exhibitions –					
Hepworth 2021	-	1,800	(1,800)	-	-
Collections & Exhibitions	44,855	-	(44,855)	-	-
Art Fund Ceramics Project	29,816	7,500	(27,337)	-	9,979
Exhibition - Hannah Starkey	77,420	-	(68,720)	-	8,700
Bloomberg Philanthropies	-	35,000	(16,500)	-	18,500
WMDC:					
Connecting Communities	-	45,319	(45,319)	-	-
Mayor's Safer					
Communities Fund Grant	-	7,550	-	-	7,550
Hurvin Anderson					
Exhibition	-	50,000	-	-	50,000
Wakefield Sculpture					
Programme	-	10,000	-	-	10,000
Art Fund – Audience					
Research Funding	-	40,507	-	-	40,507
Erskine Hall & Co	-	13,120	(13,120)	-	-
Artscapade Art Grant	-	5,000	(5,000)	-	-
J&M Burton	-	5,000	(5,000)	-	-
Decorative Arts Society	-	5,000	(5,000)	-	-
Estelle Trust	-	3,500	-	-	3,500
Acquisitions	-	2,000	(2,000)	-	-
Iniva: Future Collect	-	-	-	3,794	3,794
	<u>274,455</u>	<u>317,361</u>	<u>(373,291)</u>	<u>3,794</u>	<u>222,319</u>

# The Hepworth Wakefield

## NOTES TO THE FINANCIAL STATEMENT

### Year Ended 31 March 2023

#### 24. MOVEMENT IN RESTRICTED FUNDS (*continued*)

Charity	1 April 2022 £	Income £	Expenditure £	Transfers £	31 March 2023 £
Learning: other					
programme costs	107,364	55,000	(102,575)	-	59,789
Eridge Trust: School Prints	-	10,000	-	-	10,000
Exhibition - Sheila Hicks	15,000	21,065	(36,065)	-	-
Exhibitions –					
Hepworth 2021	-	1,800	(1,800)	-	-
Collections & Exhibitions	44,855	-	(44,855)	-	-
Art Fund Ceramics Project	29,816	7,500	(27,337)	-	9,979
Exhibition - Hannah Starkey	77,420	-	(68,720)	-	8,700
Bloomberg Philanthropies	-	35,000	(16,500)	-	18,500
WMDC:					
Connecting Communities	-	45,319	(45,319)	-	-
Mayor's Safer					
Communities Fund Grant	-	7,550	-	-	7,550
Hurvin Anderson					
Exhibition	-	50,000	-	-	50,000
Wakefield Sculpture					
Programme	-	10,000	-	-	10,000
Art Fund – Audience					
Research Funding	-	40,507	-	-	40,507
Erskine Hall & Co	-	13,120	(13,120)	-	-
Artscapade Art Grant	-	5,000	(5,000)	-	-
J&M Burton	-	5,000	(5,000)	-	-
Decorative Arts Society	-	5,000	(5,000)	-	-
Estelle Trust	-	3,500	-	-	3,500
Acquisitions	-	2,000	(2,000)	-	-
Iniva: Future Collect	-	-	-	3,794	3,794
	<u>274,455</u>	<u>317,361</u>	<u>(373,291)</u>	<u>3,794</u>	<u>222,319</u>

# The Hepworth Wakefield

## NOTES TO THE FINANCIAL STATEMENT

### Year Ended 31 March 2023

---

#### 24. MOVEMENT IN RESTRICTED FUNDS (*continued*)

Restricted funds as at 31 March 2023 consist of unspent restricted grants and donations and fixed assets purchased with restricted funds. Where restricted money is donated to fund assets which will be for the general use of the charity, a transfer is made from the restricted reserve to unrestricted when the asset is purchased or brought into use.

The major funds are considered below:

Gott Collection – funds received towards the conservation and digitisation of the 10-volume Gott collection.

Exhibitions – funds received towards the costs of exhibitions in 2022/2023 and prior years.

Learning Gallery Enrichment Pilot Programme – funds received in two phases to enable the development of a secondary school cross curricular learning programme.

Learning: Integrated Youth Programme – funds received to enable the running of a programme for NEETs (individuals not in education, employment or training) to attend a youth programme hosted by the Hepworth Wakefield.

Learning: Imagine Better Futures – funds received to enable the running of a programme for young women on the rent deposit scheme who were previously homeless to engage with the Gott collection to explore Wakefield's history and their future.

Learning - wellbeing related - Wakefield Metropolitan District Council grant to support local cultural organisations to deliver cultural activities which contribute towards improving the health and wellbeing of people and communities across the district.

The Hepworth Prize for Sculpture – aggregate funds received to cover the cost of the prize, the exhibition and associated costs. The use of individual donations has been restricted according to donor stipulations.

Learning: Dementia Project - funds received towards the cost of this project

Eridge Trust: School Prints - funds received towards the cost of producing prints for schools

Exhibition - Sheila Hicks - funds received towards the cost of the exhibition in 2022

Exhibition - Hannah Starkey - funds received towards the cost of this exhibition in 2022

Art Fund Ceramics Project - funds received towards the cost of this project

Exhibitions - Hepworth Research Network - funds received towards the cost of the network

Exhibitions - Hepworth 2021 - funds received towards the cost of this exhibition

Iniva: Future Collect – funding received for the salary costs of a trainee curator

# The Hepworth Wakefield

## NOTES TO THE FINANCIAL STATEMENT

Year Ended 31 March 2023

---

### 24. MOVEMENT IN RESTRICTED FUNDS (*continued*)

Special Acquisitions – funding received for the purchase of artwork for the collection.

Bloomberg Philanthropies – funding received to enable greater accessibility of the exhibition spaces

WMDC Connecting Communities – funding received from Wakefield Council for a community-based project

Mayor's Safer Communities Fund Grant –

Hurvin Anderson Exhibition – funds received towards the cost of this exhibition

Wakefield Sculpture Programme – funding received to deliver engagement projects with the public and sculpture

Art Fund – Audience Research Funding – funding from the art fund to explore audience motivations and experiences with the gallery

Decorative Arts Society – funding received to support care of the art collection

# The Hepworth Wakefield

## NOTES TO THE FINANCIAL STATEMENT

### Year Ended 31 March 2023

#### 24. MOVEMENT IN RESTRICTED FUNDS (*continued*)

##### PRIOR YEAR MOVEMENT IN RESTRICTED FUNDS

Restricted funds comprise grants and donations given towards expenditure on the Hepworth's charitable aims.

Group	1 April 2021 £	Income £	Expenditure £	Transfers £	31 March 2022 £
Arts Council Museums					
Resilience	(7,405)	-	-	7,405	-
Learning: other					
programme costs	214,697	119,000	(108,307)	(118,026)	107,364
Learning: Integrated					
Youth Programme	75,046	-	(75,304)	258	-
Learning: Dementia					
Project	967	-	-	(967)	-
Learning: School Prints	1,447	-	-	(1,447)	-
Collection Conservation	8,823	-	-	(8,823)	-
Exhibition - Sheila Hicks	63,244	37,177	(44,177)	(41,244)	15,000
Learning: Gallery Enrichment					
Pilot Programme	53,202	-	(41,303)	(11,899)	-
Exhibitions –					
Hepworth 2021	39,200	-	(34,200)	(5,000)	-
Acquisitions	5,000	-	-	(5,000)	-
Collections & Exhibitions	123,000	27,000	(100,000)	(5,145)	44,855
Art Fund Ceramics Project	30,000	-	-	(184)	29,816
Exhibitions - Hepworth					
Research Network	1,278	-	(300)	(978)	-
Arts Council Catalyst:					
Match Funding	16	-	-	(16)	-
Learning –					
wellbeing related	8,935	-	-	(8,935)	-
The Hepworth Prize					
for Sculpture	3,620	-	-	(3,620)	-
Iniva: Future Collect	-	17,745	(17,745)	-	-
Gott Collection	13,106	-	-	(13,106)	-
Learning - Dementia Café	9,000	-	-	(9,000)	-
Learning: Imagine Better					
Futures Project	2,359	-	-	(2,359)	-
Le Grand Depart –					
Thomas Houseago	936	-	-	(936)	-
Exhibition - Hannah Starkey	77,525	-	(105)	-	77,420
Special acquisitions	-	2,586,081	(2,586,081)	-	-
	<u>723,996</u>	<u>2,787,003</u>	<u>(3,007,522)</u>	<u>(229,022)</u>	<u>274,455</u>



# The Hepworth Wakefield

## NOTES TO THE FINANCIAL STATEMENT

### Year Ended 31 March 2023

#### 24. MOVEMENT IN RESTRICTED FUNDS (*continued*)

Charity	1 April 2021 £	Income £	Expenditure £	Transfers £	31 March 2022 £
Arts Council Museums					
Resilience	(7,405)	-	-	7,405	-
Learning:					
other programme costs	214,697	119,000	(108,307)	(118,026)	107,364
Learning: Integrated					
Youth Programme	75,046	-	(75,304)	258	-
Learning: Dementia					
Project	967	-	-	(967)	-
Learning: School Prints	1,447	-	-	(1,447)	-
Collection Conservation	8,823	-	-	(8,823)	-
Exhibition - Sheila Hicks	63,244	37,177	(44,177)	(41,244)	15,000
Learning: Gallery Enrichment					
Pilot Programme	53,202	-	(41,303)	(11,899)	-
Exhibitions –					
Hepworth 2021	39,200	-	(34,200)	(5,000)	-
Acquisitions	5,000	-	-	(5,000)	-
Collections & Exhibitions	123,000	27,000	(100,000)	(5,145)	44,855
Art Fund Ceramics Project	30,000	-	-	(184)	29,816
Exhibitions – Hepworth					
Research Network	1,278	-	(300)	(978)	-
Arts Council Catalyst:					
Match Funding	16	-	-	(16)	-
Learning - wellbeing					
related	8,935	-	-	(8,935)	-
The Hepworth Prize					
for Sculpture	3,620	-	-	(3,620)	-
Iniva: Future Collect	-	17,745	(17,745)	-	-
Gott Collection	13,106	-	-	(13,106)	-
Learning - Dementia Café	9,000	-	-	(9,000)	-
Learning: Imagine					
Better Futures Project	2,359	-	-	(2,359)	-
Le Grand Depart –					
Thomas Houseago	936	-	-	(936)	-
Exhibition - Hannah Starkey	77,525	-	(105)	-	77,420
Special acquisitions	-	2,586,081	(2,586,081)	-	-
	<u>723,996</u>	<u>2,787,003</u>	<u>(3,007,522)</u>	<u>(229,022)</u>	<u>274,455</u>

# The Hepworth Wakefield

## NOTES TO THE FINANCIAL STATEMENT

### Year Ended 31 March 2023

#### 25. ANALYSIS OF ASSETS AND LIABILITIES BETWEEN FUNDS

Group	Unrestricted funds £	Designated funds £	Restricted funds £	31 March 2023 £	31 March 2022 £
Tangible fixed assets	1,845,380	-	-	1,845,380	1,880,647
Fixed asset investments	1,167,271	-	-	1,167,271	1,258,052
Stocks	169,068	-	-	169,068	165,356
Investments	1,158	-	-	1,158	1,320
Debtors	187,936	-	60,169	248,105	329,162
Cash at bank and in hand	1,328,103	-	162,150	1,490,253	1,863,583
Creditors: amounts falling due within one year	(753,811)	-	-	(753,811)	(824,866)
Defined benefit pension scheme liability	-	-	-	-	(315,000)
At 31 March 2023	3,945,105	-	222,319	4,167,424	4,358,254

Charity	Unrestricted funds £	Designated funds £	Restricted funds £	31 March 2023 £	31 March 2022 £
Tangible fixed assets	285,809	-	-	285,809	226,354
Fixed asset investments	1,167,272	-	-	1,167,272	1,258,053
Stocks	-	-	-	-	-
Investments	1,158	-	-	1,158	1,320
Debtors	441,944	-	60,169	502,113	455,087
Cash at bank and in hand	667,712	-	162,150	829,862	1,453,343
Creditors: amounts falling due within one year	(349,113)	-	-	(349,113)	(427,931)
Defined benefit pension scheme liability	-	-	-	-	(315,000)
At 31 March 2023	2,214,782	-	222,319	2,437,101	2,651,226

# The Hepworth Wakefield

## NOTES TO THE FINANCIAL STATEMENT

### Year Ended 31 March 2023

#### 25. ANALYSIS OF ASSETS AND LIABILITIES BETWEEN FUNDS (*continued*)

##### PRIOR YEAR ANALYSIS OF ASSETS AND LIABILITIES BETWEEN FUNDS

Group	Unrestricted funds £	Designated funds £	Restricted funds £	31 March 2022 £	31 March 2021 £
Tangible fixed assets	1,880,647	-	-	1,880,647	2,057,425
Fixed asset investments	1,258,052	-	-	1,258,052	960,314
Stocks	165,356	-	-	165,356	139,019
Investments	1,320	-	-	1,320	1,320
Debtors	296,744	-	32,418	329,162	932,668
Cash at bank and in hand	1,621,546	-	242,037	1,863,583	1,304,516
Creditors: amounts falling due within one year	(824,866)	-	-	(824,866)	(767,200)
Defined benefit pension scheme liability	(315,000)	-	-	(315,000)	(444,000)
At 31 March 2022	4,083,799	-	274,455	4,358,254	4,184,062

Charity	Unrestricted funds £	Designated funds £	Restricted funds £	31 March 2022 £	31 March 2021 £
Tangible fixed assets	226,354	-	-	226,354	312,229
Fixed asset investments	1,258,053	-	-	1,258,053	960,315
Stocks	-	-	-	-	834
Investments	1,320	-	-	1,320	1,320
Debtors	422,669	-	32,418	455,087	1,085,549
Cash at bank and in hand	1,211,306	-	242,037	1,453,343	1,139,532
Creditors: amounts falling due within one year	(427,931)	-	-	(427,931)	(608,669)
Defined benefit pension scheme liability	(315,000)	-	-	(315,000)	(444,000)
At 31 March 2022	2,376,771	-	274,455	2,651,226	2,447,110

#### 26. COMPANY STATUS

The company is limited by guarantee for an amount not exceeding £1 per member, including any member who ceased to be a member within the previous twelve months.

# The Hepworth Wakefield

## NOTES TO THE FINANCIAL STATEMENT

### Year Ended 31 March 2023

#### 27. PENSION SCHEMES

The group contributes to two pension schemes.

##### Defined contribution scheme

There is a Group Personal Pension Scheme, which is a defined contribution pension scheme, administered by Scottish Life which is available to all other employees not part of the defined benefit scheme.

The charge to the statement of financial activities in respect of defined contribution scheme was £90,994 (2022: £77,765). As at 31 March 2023, contributions of £2,232 (2022: £9,741) due in respect of the current reporting period had not been paid over to the scheme.

##### Defined benefit scheme

There is a defined benefit scheme operated by the West Yorkshire Pension Fund which is only available to staff who have previously contributed to the scheme. Under the scheme, the employees are entitled to retirement benefits based on a combination of length of service and final salary on attainment of a retirement age of 65 (55 with employer consent). No other post-retirement benefits are provided. The scheme is a funded scheme.

The most recent actuarial valuations of scheme assets and the present value of the defined benefit obligation were carried out at 31 March 2023 by Aon Hewitt. As the fund is closed to new entrants, the cost of the future accrual as a proportion of the salary roll can be expected to increase as the average age of the membership increases, on a given basis. Adjustment to the valuation at the year-end have been made based on the following assumptions:

	2023	2022
	%	%
Key assumptions:		
Discount rate	4.6	2.7
Expected rate of salary increases	3.85	4.15
Expected rate of increase for future pension increases	2.6	2.9
Rate of inflation	2.6	2.9

##### Mortality assumptions:

The assumed life expectations on retirement at age 65 are:

	2023	2022
	years	years
Retiring today:		
Males	21.6	21.8
Females	24.6	25.7
Retiring in 20 years:		
Males	22.9	22.5
Females	25.7	25.7

# The Hepworth Wakefield

## NOTES TO THE FINANCIAL STATEMENT

### Year Ended 31 March 2023

#### 27. PENSION SCHEMES (*continued*)

Amounts recognised in the statement of financial activities:

	2023 £	2022 £
Current service cost	44,000	45,000
Net interest on defined benefit liability	9,000	9,000
<b>Total costs</b>	<b>53,000</b>	<b>54,000</b>

Amounts taken to other comprehensive income:

	2023 £	2022 £
Actual return on scheme assets	353,000	77,000

The amount included in the balance sheet arising from obligations in respect of its defined benefit retirement benefit schemes is as follows:

	2023 £	2022 £
Present value of defined benefit obligations	(798,000)	(1,129,000)
Fair value of scheme assets	848,000	814,000
Restriction in scheme assets	(50,000)	-
<b>Total liability recognised</b>	<b>-</b>	<b>(315,000)</b>

Reconciliation of scheme assets and liabilities:

	Assets	Liabilities	Total
At 1 April 2022	814,000	(1,129,000)	(315,000)
Benefits paid	(1,000)	1,000	-
Employer contributions	15,000	(11,000)	4,000
Participant contributions	11,000	-	11,000
Current service cost	-	(44,000)	(44,000)
Interest income/(expense)	22,000	(31,000)	(9,000)
Re-measurement gains/(losses)	(13,000)	-	(13,000)
Actuarial gains/(losses)	-	366,000	366,000
<b>At 31 March 2023</b>	<b>848,000</b>	<b>(848,000)</b>	<b>-</b>

# The Hepworth Wakefield

## NOTES TO THE FINANCIAL STATEMENT

### Year Ended 31 March 2023

#### 27. PENSION SCHEMES (*continued*)

The fair value of the plan assets was:

	2023 £	2022 £
Equity instruments	684,000	649,000
Property	28,000	33,000
Government bonds	59,000	60,000
Corporate bonds	39,000	39,000
Cash	20,000	24,000
Other	18,000	9,000
	<u>848,000</u>	<u>814,000</u>

The returns on plan assets was:

	Fair value of assets	Fair value of assets
	<u>2023</u>	<u>2022</u>
	£	£
Interest income	22,000	15,000
Return on plan assets less interest income	(13,000)	62,000
	<u>9,000</u>	<u>77,000</u>

# The Hepworth Wakefield

## NOTES TO THE FINANCIAL STATEMENT

### Year Ended 31 March 2023

#### 28. RELATED PARTY TRANSACTIONS

The following related party transactions took place in the year:

	2023 £	2022 £
a) The remuneration of key management personnel, who are members of the executive team is as follows:		
Aggregate compensation	437,428	311,578
b) Other related parties:		
Wakefield Metropolitan Borough Council:		
Service Concession agreement income	750,000	875,000
Services and goods purchased	42,787	50,398
Purchases and transfers from The Hepworth		
Wakefield Enterprises Ltd	161,813	-
Recharge of costs to The Hepworth		
Wakefield Enterprises Ltd	396,817	270,112
Recharge of costs to The Hepworth		
Wakefield Garden Trust	35,230	31,449
Gift aid payment from The Hepworth		
Wakefield Enterprises Ltd	65,000	-
Donations and patron subscription from		
Steve Langan, Chair	3,000	-
Donations and patron subscription from		
Stuart Fletcher, Interim Chair	3,000	20,480
Donations from Earl & Countess of Harewood's		
Charitable Trust (Diane Howse was a Trustee in 2022/23)	500	500
Donations from Edwina Sassoon, Trustee	-	500
Patron subscription from Andrew Haigh, Trustee	33	480
Membership from Priya Khanchandani, Trustee	33	-
Membership from Richard Warburton, Trustee	-	137
Membership from Merran McCrae, Trustee	-	83

At 31 March 2023 related party transactions outstanding with non-group organisation were £Nil (2022: Nil) within creditors and £Nil within debtors. Related party balances with group companies were £Nil within creditors (2022: £Nil) and £272,402 within debtors (2022: £181,166).

# The Hepworth Wakefield

## NOTES TO THE FINANCIAL STATEMENT

Year Ended 31 March 2023

### 29. RECONCILIATION OF NET MOVEMENT IN FUNDS TO NET CASH FLOW FROM OPERATING ACTIVITIES

	Group	
	2023	2022
	£	£
Net movement in funds	(190,829)	174,192
Investment income	(20,782)	(17,656)
Losses/(gains) on investments	97,748	(39,679)
Depreciation charge	153,100	190,526
Defined benefit pension schemes losses/(gains)	353,000	(167,000)
Defined benefit pension schemes finance cost	38,000	38,000
(Increase) in stocks	(3,712)	(26,337)
(Decrease)/Increase in debtors	(81,058)	603,506
(Increase)/Decrease in creditors	(71,055)	57,666
	<u>274,412</u>	<u>813,218</u>
	Group	
	2023	2022
	£	£
Cash and cash equivalents:		
Cash equivalents - investments	1,158	1,320
Cash at bank and in hand	1,490,253	1,863,583
	<u>1,491,411</u>	<u>1,864,903</u>

### 30. OPERATING LEASES

At 31<sup>st</sup> March 2023 the total of The Hepworth Wakefield's future minimum lease payments under non-cancellable operating leases was:

	Group	
	2023	2022
	£	£
Amounts due within 1 year	2,155	2,155
Amounts due within 1 – 5 years	5,388	7,543
	<u>7,543</u>	<u>9,698</u>

### 31. CAPITAL COMMITMENTS

At year end there were capital commitments of £nil (2022: £56,112) being assets contracted for, but not provided in the financial statements.