

Charity number  
1136975

Youth Almighty Project  
Trustees' Report and Accounts  
31 July 2022

**Youth Almighty Project**  
**Trustees' Report and Accounts**  
**Contents**

|                                   | <b>Page</b> |
|-----------------------------------|-------------|
| Trustees' annual report           | 1,5         |
| Independent examiner's report     | 6           |
| Statement of financial activities | 7           |
| Balance sheet                     | 8           |
| Notes to the accounts             | 9,16        |

**Youth Almighty Project  
Trustees' Annual Report  
for the year ended 31 July 2022**

Charity number: 1136975

**Objectives and Activities**

***Summary of the purposes of the charity as set out in its governing document***

Youth Almighty's aims and objectives are to act as a resource for the community living in Sunderland in particular but not exclusively the Sunderland West area of Sunderland by providing guidance, assistance and organising programmes of physical, educational and other activities as a means of:

- (a) advancing in life and helping individuals, in particular but not exclusively young people, by developing their skills, capacities and capabilities to enable them to participate in society as independent, mature and responsible individuals;
- (b) advancing education;
- (c) relieving unemployment;
- (d) providing recreational and leisure time activity in the interests of social welfare for people living in the area of benefit who have need by reason of their youth, age, infirmity or disability, poverty or social and economic circumstances, with a view to improving the conditions of life of such persons.

**Our Vision**

*Supporting young people and our community to grow and achieve their full potential through:*

- Engagement
- Education
- Empowerment

**Our Mission**

*Inspiring the community with the power of innovation.*

***Summary of the main activities in relation to those purposes for the public benefit.***

The main activities undertaken for the public benefit during the year have been as follows:-

- Junior Provision for 8 – 10 year olds
- Youth Provision for 11 – 19 year olds
- Holiday Hunger for school aged children
- Detached and Outreach youth work
- Street Sports
- Marcus Rashford NatWest Thrive program
- Social Action
- Tackling inequalities
- Cancer awareness
- LA6 Program
- West Area NEET Program
- West Area Community Hub
- Winter Covid support
- Covid 19 Mental Health and Wellbeing support
- Household Support Fund
- Digital Skills
- Reconnecting those who are socially isolated or lonely to places, people and activities.
- Volunteering
- Accredited learning
- Partnership work

***Statement confirming whether the trustees have had regard to the guidance issued by the Charity Commission on public benefit***

The trustees have had regard to the guidance issued by the Charity Commission on public benefit.

**Additional information**

***Contribution made by volunteers***

The trustees acknowledge the invaluable effort and dedication given by volunteers to the various projects of the charity.

**Achievements and Performance**

***Summary of the main achievements of the charity during the year***

Youth Almighty Project are a voluntary sector project with charitable status working in the west area of Sunderland, bringing with it the ability to attract charitable funds and regeneration.

The project aims to provide a fully staffed and resourced youth and community project that offers daytime, evening and weekend provision including activities for children, young people and the local community.

We are well known and well respected in the local community. We have excellent knowledge of the local area and understand the needs of the local community.

We always put young people and the local community at the heart of our services. Our staff team are very approachable, highly skilled, motivated and committed to supporting young people and members of the local community to make a difference.

West Area Youth Activities providing youth sessions/activities in the Silksworth, Barnes and St Chads wards of Sunderland West. Enabling children and young people to develop holistically, working with them to facilitate their personal, social, and educational development, to enable them to develop their voice, influence, and place in society and to reach their full potential.

West ASB project using a delivery model of identification, prevention, intervention to engage with young people who may be at risk of or currently engaged in ASB.

Good Vibes project providing children and young people safe spaces and access to fully trained counsellors who are delivering a mix of counselling and therapeutic group support.

Holiday Activity Food' and West Area Holiday activities providing healthy food and fun activities to children and young people in the Silksworth, Barnes and St Chads Wards of Sunderland West, with free places available for those on free school meals.

Marcus Rashford NatWest Thrive pilot supporting young people to thrive and develop a positive money mindset.

Doorstep Sports' innovative sporting offer that bypasses many of the traditional barriers to activity amongst young people in poverty.

Tackling inequalities StreetGames to encourage more young people to get back into sport after the Covid 19 pandemic.

Support for young people who are not in education, employment or training and developed a bespoke package to address individual needs in order to build skills and confidence and put them on the right path to a successful future.

Our LA6 Program enabled us to support those aged 16+ years who are eligible to work in the UK with the purpose of mobilising disadvantage or excluded inactive and unemployed people to facilitate their progress towards employment.

Our CRF program providing support to those from the local community with multiple or interrelated issues that were potential barriers and look at root causes of long-term unemployment. Providing wrap around support to address barriers.

West Area Event in Barnes Park where over 15 schools, 694 children took part in a range of workshops over 2 days. We then provided a free family fun day where we estimate we had 10,000 people through the park gates.

We have led on the Household Support Fund' working with partner organisations to help vulnerable families across the West of Sunderland access essentials through the cost-of-living crisis.

Mental Health and Wellbeing Support' establishing contact and supporting residents who are isolated, vulnerable and/or lonely with the aim of assessing their needs and establishing how their needs are satisfied.

Tackling inequalities providing a range of free activities/interventions across Silksworth, Barnes and St Chads Wards for different ages, abilities, and interests along with building skills and confidence.

Social Inclusion' reconnecting those who are socially isolated or lonely to positive safe spaces including people and activities locality-based targeting of vulnerable.

We have continued to be a hub for the West Area of Sunderland supporting residents who were identified as most vulnerable.

We have continued to support our local communities using a variety of methods to keep them engaged, motivated and put a smile on their face such as cooking bags, Christmas hugs, Community Christmas Lunch, Jubilee community event, food hampers and care packs.

We remain an active member of the Sunderland All Together Consortium, working together with other youth organisations based in Sunderland to source greater resources for children and young people in Sunderland.

We remain an active member of the Sunderland VCS West Area Network and Sunderland Voluntary Sector Alliance.

We are extremely grateful to our volunteers, funders, staff, trustees, young people and the local community for their continued support throughout the year.

The progress of the Youth Almighty Project has been exhilarating and the achievements to date are testaments to the efforts and dedication of the trustees, project employees, volunteers and crucially the projects young people.

## **Financial Review**

### ***Review of the charity's financial position at the end of the period***

It has been another satisfactory year for the charity and we are very happy with the current state of the charity's finances.

A deficit of £5,154 has been recorded for the current year (a surplus of £54,682 was achieved in 2021).

The total funds held by the charity as at 31st July 2022 were £437,837 (2021: £442,991). Our unrestricted funds stood at £300,729 and our restricted funds were £137,108.

The charity's income and expenditure has increased dramatically this year as new funding has been accessed and new projects started.

### ***Statement explaining the policy for holding reserves stating why they are held***

The charity's reserve policy is that unrestricted reserves should be at a sufficient level to cover the future operating costs of the charity for a minimum period of 9 months. Having this level of reserves would enable the charity to continue its work should income fall, allowing time for additional funding to be secured.

We also feel that maintaining this level of reserves would allow the charity to cope with any unexpected costs as and when they arise.

We are pleased to report that the current level of reserves meet the requirements of our reserves policy and the trustees hope to maintain this in the coming years.

### ***Amount of reserves held***

The amount of unrestricted reserves held by the charity as at 31st July 2022 were £298,423 after deducting fixed assets (2021: £247,625).

### ***Reasons for holding zero reserves***

The charity has no plans to hold zero reserves.

### ***Details of fund materially in deficit***

There are no funds in deficit.

### ***Explanation of any uncertainties about the charity continuing as a going concern***

There are no current concerns about the charity continuing as a going concern.

### ***Additional information***

#### ***The charity's principal sources of funds (including any fundraising)***

The vast majority of the charity's funding is via grants from various sources. This funding allows the charity to offer the necessary activities and services which allow us to achieve our ongoing objectives.

Youth Almighty Project would like to thank our funders for their support

- Sunderland City Council
- Gateshead Council
- Street Games
- Sunderland All Together Youth Consortium (ATC)

### **Structure, Governance and Management**

#### **Description of charity's trusts:**

##### ***Type of governing document***

The charity is governed by its constitution adopted on 18th July 2008 and amended by special resolution on 19th June 2010 and 11th October 2015.

##### ***How the the charity is constituted***

Youth Almighty Project is a registered charity (no.1136975) and was registered on 20th July 2010.

##### ***Trustee selection methods including details of any constitutional provisions***

Trustees are elected each year at the Annual General Meeting of the charity by the members.

## Reference and Administrative details

**Charity name** Youth Almighty Project  
**Other name the charity uses** YAP  
**Registered charity number** 1136975  
**Charity's principal address** Silksworth Youth & Community Centre  
Tunstall Village Road  
Silksworth  
Sunderland  
SR3 2BB

## Names of the charity trustees who manage the charity

Date appointed or resigned  
during year (if applicable)

| <u>Trustee name</u> | <u>Position held</u> |
|---------------------|----------------------|
| Phil Tye            | Chairman/Trustee     |
| Vera Brydon         | Vice-Chair/Trustee   |
| Jean Wilson         | Treasurer/Trustee    |
| George Callaghan    | Trustee              |
| Gordon Mason        | Trustee              |
| Doreen McKitterick  | Trustee              |
| Mark McGinley       | Trustee              |

All trustees served for the whole year unless otherwise indicated above.

## Additional information

Details of the Independent Examiner:  
SE Squirrell FMAAT  
8 West Acre  
Consett  
Co Durham  
DH8 0AY

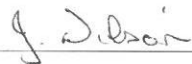
## Declarations

The trustees declare that they have approved the trustees' report above.

Signed on behalf of the charity's trustees

**Signature(s)**





**Full name(s)**

Phil Tye

Jean Wilson

**Position**

Chairman

Treasurer

**Date**

26/03/23

## Independent Examiner's Report

### Report to the trustees/members of Youth Almighty Project

On the accounts for the year ended 31 July 2022

Charity number: 1136975

Set out on pages 7 to 16

I report to the trustees on my examination of the accounts of the above charity ("the Trust") for the year ended 31/07/2022.

### Responsibilities and basis of report

The charity's gross income exceeded £250,000 and I am qualified to undertake the examination by being a qualified member of The Association of Accounting Technicians.

As the charity's trustees, you are responsible for the preparation of the accounts in accordance with the requirements of the Charities Act 2011 ("the Act").

I report in respect of my examination of the Trust's accounts carried out under section 145 of the 2011 Act and in carrying out my examination, I have followed all the applicable Directions given by the Charity Commission under section 145(5)(b) of the Act.


### Independent examiner's statement

I have completed my examination. I confirm that no material matters have come to my attention in connection with the examination which gives me cause to believe that in, any material respect:

- the accounting records were not kept in accordance with section 130 of the Charities Act; or
- the accounts did not accord with the accounting records; or
- the accounts did not comply with the applicable requirements concerning the form and content of accounts set out in the Charities (Accounts and Reports) Regulations 2008 other than any requirement that the accounts give a 'true and fair' view which is not a matter considered as part of an independent examination.

I have no concerns and have come across no other matters in connection with the examination to which attention should be drawn in this report in order to enable a proper understanding of the accounts to be reached.

Signed:



Date:

26/3/23

SE Squirrell FMAAT  
The Association of Accounting Technicians

8 West Acre  
Consett  
Co Durham  
DH8 0AY



**Youth Almighty Project**  
**Statement of Financial Activities**  
**for the year ended 31 July 2022**

Charity No. 1136975

|                                    | Notes | Unrestricted<br>funds<br>2022<br>£ | Restricted<br>income funds<br>2022<br>£ | Total funds<br>2022<br>£ | Prior year<br>funds<br>2021<br>£ |
|------------------------------------|-------|------------------------------------|---|--------------------------|----------------------------------|
| <b>Incoming resources</b>          | 3     |                                    |   |                          |                                  |
| <b>Income and endowments from:</b> |       |                                    |   |                          |                                  |
| Donations and legacies             |       | 48,922                             | 380,297                                 | 429,219                  | 248,250                          |
| Charitable activities              |       | 1,876                              | 36,340                                  | 38,216                   | 7,074                            |
| Other trading activities           |       | -                                  | -                                       | -                        | -                                |
| Separate material item of income   |       | -                                  | -                                       | -                        | -                                |
| Other                              |       | -                                  | -                                       | -                        | -                                |
| <b>Total</b>                       |       | 50,798                             | 416,637                                 | 467,435                  | 255,324                          |
| <b>Resources expended</b>          | 6     |                                    |   |                          |                                  |
| <b>Expenditure on:</b>             |       |                                    |   |                          |                                  |
| Raising funds                      |       | -                                  | -                                       | -                        | -                                |
| Charitable activities              |       | 769                                | 471,820                                 | 472,589                  | 189,401                          |
| Separate material item of expense  |       | -                                  | -                                       | -                        | 11,241                           |
| Other                              |       | -                                  | -                                       | -                        | -                                |
| <b>Total</b>                       |       | 769                                | 471,820                                 | 472,589                  | 200,642                          |
| <b>Net income/(expenditure)</b>    |       | 50,029                             | (55,183)                                | (5,154)                  | 54,682                           |
| <b>Transfers between funds</b>     |       | -                                  | -                                       | -                        | -                                |
| <b>Net movement in funds</b>       |       | 50,029                             | (55,183)                                | (5,154)                  | 54,682                           |
| <b>Reconciliation of funds:</b>    |       |                                    |   |                          |                                  |
| Total funds brought forward        |       | 250,700                            | 192,291                                 | 442,991                  | 388,309                          |
| <b>Total funds carried forward</b> |       | 300,729                            | 137,108                                 | 437,837                  | 442,991                          |

**Youth Almighty Project  
Balance Sheet  
as at 31 July 2022**


|   | Notes | Unrestricted<br>funds | Restricted<br>income funds | Total funds | Prior year<br>funds |
|---|-------|-----------------------|----------------------------|-------------|---------------------|
|   |       | 2022<br>£             | 2022<br>£                  | 2022<br>£   | 2021<br>£           |
| <b>Fixed assets</b>                                   |       |                       |                            |             |                     |
| Tangible assets                                       | 10    | 2,306                 | 18,405                     | 20,711      | 21,671              |
| <b>Total fixed assets</b>                             |       | 2,306                 | 18,405                     | 20,711      | 21,671              |
| <b>Current assets</b>                                 |       |                       |                            |             |                     |
| Debtors   | 11    | 44                    | 2,542                      | 2,586       | 3,525               |
| Cash at bank and in hand                              | 13    | 299,148               | 116,312                    | 415,460     | 418,515             |
| <b>Total current assets</b>                           |       | 299,192               | 118,854                    | 418,046     | 422,040             |
| <b>Creditors:</b> amounts falling due within one year | 12    | -                     | 920                        | 920         | 720                 |
| <b>Net current assets/(liabilities)</b>               |       | 299,192               | 117,934                    | 417,126     | 421,320             |
| <b>Total assets less current liabilities</b>          |       | 301,498               | 136,339                    | 437,837     | 442,991             |
| <b>Creditors:</b> amounts falling due after one year  | 12    | -                     | -                          | -           | -                   |
| <b>Total net assets or liabilities</b>                |       | 301,498               | 136,339                    | 437,837     | 442,991             |
| <b>Funds of the Charity</b>                           |       |                       |                            |             |                     |
| Restricted income funds                               | 14    | -                     | 137,108                    | 137,108     | 192,291             |
| Unrestricted funds                                    |       | 300,729               | -                          | 300,729     | 250,700             |
| <b>Total funds</b>                                    |       | 300,729               | 137,108                    | 437,837     | 442,991             |

Signed on behalf of the trustees:-

P Tye  
Chairman



J Wilson  
Treasurer



Date:

26/03/23

**Youth Almighty Project**  
**Notes to the Accounts**  
**for the year ended 31 July 2022**

**1 Basis of preparation**

**1.1 Basis of accounting**

These accounts have been prepared under the historical cost convention with items recognised at cost or transaction value unless otherwise stated in the relevant note(s) to these accounts.

The accounts have been prepared in accordance with:

the Statement of Recommended Practice: Accounting and Reporting by Charities preparing their accounts in accordance with the Financial Reporting Standard applicable in the UK and Republic of Ireland (FRS 102) issued on 16 July 2014

and with the Charities Act 2011.

The charity constitutes a public benefit entity as defined by FRS 102.

**1.2 Change of accounting policy**

The accounts present a true and fair view and the accounting policies adopted are those outlined in note 2.

**1.3 Changes to accounting estimates**

No changes to accounting estimates have occurred in the reporting period.

**1.4 Material prior year errors**

No material prior year errors have been identified in the reporting period.

**2 Accounting policies**

**2.1 INCOME**

**Recognition of income**

These are included in the Statement of Financial Activities (SoFA) when:

- the charity becomes entitled to the resources;
- it is more likely than not that the trustees will receive the resources;
- and
- the monetary value can be measured with sufficient reliability.

**Offsetting**

There has been no offsetting of assets and liabilities, or income and expenses, unless required or permitted by the FRS 102 SORP or FRS 102.

**Grants and donations**

Grants and donations are only included in the SoFA when the general income recognition criteria are met.

In the case of performance related grants, income must only be recognised to the extent that the charity has provided the specified goods or services as entitlement to the grant only occurs when the performance related conditions are met.

**Legacies**

Legacies are included in the SOFA when receipt is probable, that is, when there has been grant of probate, the executors have established that there are sufficient assets in the estate and any conditions attached to the legacy are either within the control of the charity or have been met.

**Government grants**

**Contractual income and**

**performance related grants**

The charity has received government grants in the reporting period. This is only included in the SoFA once the charity has provided the related goods or services or met the performance related conditions.

## **Donated goods**

Donated goods are measured at fair value (the amount for which the asset could be exchanged) unless impractical to do so.

The cost of any stock of goods donated for distribution to beneficiaries is deemed to be the fair value of those gifts at the time of their receipt and they are recognised on receipt. In the reporting period in which the stocks are distributed, they are recognised as an expense at the carrying amount of the stocks at distribution.

Donated goods for resale are measured at fair value on initial recognition, which is the expected proceeds from sale less the expected costs of sale, and recognised in 'Income from other trading activities' with the corresponding stock recognised in the balance sheet. On its sale the value of stock is charged against Income from other trading activities' and the proceeds from sale are also recognised as 'Income from other trading activities'.

Goods donated for on-going use by the charity are recognised as tangible fixed assets and included in the SoFA as incoming resources when receivable.

Gifts in kind for use by the charity are included in the SOFA as income from donations when receivable.

## **Donated services and facilities**

Donated services and facilities are included in the SOFA when received at the value of the gift to the charity provided the value of the gift can be measured reliably.

Donated services and facilities that are consumed immediately are recognised as income with an equivalent amount recognised as an expense under the appropriate heading in the SOFA.

## **Support costs**

### **Volunteer help**

The charity has incurred expenditure on support costs.

The value of any voluntary help received is not included in the accounts but is described in the trustees' annual report.

## **2.2 EXPENDITURE AND LIABILITIES**

### **Liability recognition**

Liabilities are recognised where it is more likely than not that there is a legal or constructive obligation committing the charity to pay out resources and the amount of the obligation can be measured with reasonable certainty.

### **Governance and support costs**

Support costs have been allocated between governance costs and other support. Governance costs comprise all costs involving public accountability of the charity and its compliance with regulation and good practice.

Support costs include central functions and have been allocated to activity cost categories on a basis consistent with the use of resources, eg staff costs by the time spent.

### **Redundancy cost**

The charity made no redundancy payments during the reporting period.

### **Deferred income**

No material item of deferred income has been included in the accounts.

### **Creditors**

Charity creditors are measured at settlement amounts less any trade discounts

### **Provisions for liabilities**

A liability is measured on recognition at its historical cost and then subsequently measured at the best estimate of the amount required to settle the obligation at the reporting date

## 2.3 ASSETS

### Tangible fixed assets for use by charity

These are capitalised if they can be used for more than one year, and cost at least £300.

They are valued at cost.

### Stocks and work in progress

The depreciation rates and methods used are disclosed in note 10.2. Stocks held for sale as part of non-charitable trade are measured at the lower or cost or net realisable value.

Goods or services provided as part of a charitable activity are measured at net realisable value based on the service potential provided by items of stock.

### Debtors

Work in progress is valued at cost less any foreseeable loss that is likely to occur on the contract.

Debtors (including trade debtors and loans receivable) are measured on initial recognition at settlement amount after any trade discounts or amount advanced by the charity. Subsequently, they are measured at the cash or other consideration expected to be received.

## 3 Analysis of income

| Analysis  | Unrestricted funds<br>£ | Restricted income funds<br>£ | Total funds<br>£ | Prior year<br>£ |
|---|-------------------------|------------------------------|------------------|-----------------|
| <b>Donations and legacies:</b>                        |                         |                              |                  |                 |
| Donations and gifts                                   | 1,626                   | -                            | 1,626            | 1,585           |
| General grants provided by government/other charities | 47,296                  | 380,297                      | 427,593          | 242,565         |
| Donated goods, facilities and services                | -                       | -                            | -                | 4,100           |
| <b>Total</b>  | <b>48,922</b>           | <b>380,297</b>               | <b>429,219</b>   | <b>248,250</b>  |
| <b>Charitable activities:</b>                         |                         |                              |                  |                 |
| Gateshead Council                                     | -                       | 36,340                       | 36,340           | 7,074           |
| Training  | 1,876                   | -                            | 1,876            | -               |
| <b>Total</b>  | <b>1,876</b>            | <b>36,340</b>                | <b>38,216</b>    | <b>7,074</b>    |
| <b>Other trading activities:</b>                      |                         |                              |                  |                 |
| Fundraising   | -                       | -                            | -                | -               |
| <b>Total</b>  | <b>-</b>                | <b>-</b>                     | <b>-</b>         | <b>-</b>        |
| <b>Separate material item of income:</b>              |                         |                              |                  |                 |
| <b>Total</b>  | <b>-</b>                | <b>-</b>                     | <b>-</b>         | <b>-</b>        |
| <b>Other:</b>   |                         |                              |                  |                 |
| <b>Total</b>  | <b>-</b>                | <b>-</b>                     | <b>-</b>         | <b>-</b>        |
| <b>TOTAL INCOME</b>                                   | <b>50,798</b>           | <b>416,637</b>               | <b>467,435</b>   | <b>255,324</b>  |

### Other information:

All income in the prior year was unrestricted except for:

|                        | £              |
|------------------------|----------------|
| Donations and Legacies | 217,325        |
| Charitable Activities  | 7,074          |
| <b>Total</b>           | <b>224,399</b> |

#### 4 Analysis of receipts of government grants

Sunderland City Council  
HMRC - JRS  
Gateshead Council

**Total**

| 2022<br>£      | 2021<br>£      |
|----------------|----------------|
| 298,830        | 128,516        |
| 436            | 8,894          |
| 36,340         | 7,074          |
| <u>335,606</u> | <u>144,484</u> |

#### 5 Donated goods

Other - quad bike

| 2022<br>£ | 2021<br>£ |
|-----------|-----------|
| -         | 4,100     |

Donated goods are measured at fair value (the amount for which the asset could be exchanged) unless impractical to do so.

Goods donated for on-going use by the charity are recognised as tangible fixed assets and included in the SoFA as incoming resources when receivable.

#### 6 Analysis of expenditure

| Analysis  | Unrestricted<br>funds<br>£ | Restricted<br>income funds<br>£ | Total funds<br>£ | Prior year<br>£ |
|---|----------------------------|---------------------------------|------------------|-----------------|
| <b>Expenditure on raising funds:</b>              |                            |                                 |                  |                 |
| <i>Total expenditure on raising funds</i>         | -                          | -                               | -                | -               |
| <b>Expenditure on charitable activities</b>       |                            |                                 |                  |                 |
| Direct costs                                      | 769                        | 438,785                         | 439,554          | 167,158         |
| Support costs                                     | -                          | 8,434                           | 8,434            | 6,295           |
| Gateshead Council                                 | -                          | 24,601                          | 24,601           | 15,948          |
| <b>Total expenditure on charitable activities</b> | <u>769</u>                 | <u>471,820</u>                  | <u>472,589</u>   | <u>189,401</u>  |
| <b>Separate material item of expense</b>          |                            |                                 |                  |                 |
| Legal fees  | -                          | -                               | -                | 11,241          |
| <b>Total</b>                                      | <u>-</u>                   | <u>-</u>                        | <u>-</u>         | <u>11,241</u>   |
| <b>Other</b>                                      |                            |                                 |                  |                 |
| <i>Total other expenditure</i>                    | -                          | -                               | -                | -               |
| <b>TOTAL EXPENDITURE</b>                          | <u>769</u>                 | <u>471,820</u>                  | <u>472,589</u>   | <u>200,642</u>  |

Other information:

#### Analysis of expenditure on charitable activities

| Activity or programme | Activities<br>undertaken<br>directly<br>£ | Support Costs<br>£ | 2022<br>£      | 2021<br>£      |
|-----------------------|---|--------------------|----------------|----------------|
| All activities        | 464,155                                   | 8,434              | 472,589        | 189,401        |
| Other                 | -   | -                  | -              | -              |
| <b>Total</b>          | <u>464,155</u>                            | <u>8,434</u>       | <u>472,589</u> | <u>189,401</u> |

Prior year expenditure on charitable activities can be analysed as follows:

183,106

6,295

189,401

## 7 Support Costs

| Support cost | Raising funds<br>£ | All Activities<br>£ | Grand total<br>£ |
|--------------|--------------------|---------------------|------------------|
| Governance   | -                  | 920                 | 920              |
| Payroll etc. | -                  | 713                 | 713              |
| HR           | -                  | 1,588               | 1,588            |
| Other        | -                  | 5,213               | 5,213            |
| <b>Total</b> | -                  | <b>8,434</b>        | <b>8,434</b>     |

Support costs are apportioned based on the time spent by staff, currently considered to be 100% on charitable activities.

## 8 Details of certain items of expenditure

### 8.1 Fees for examination of the accounts

|   | 2022<br>£ | 2021<br>£ |
|---|-----------|-----------|
| Independent examiner's fees                 | 920       | 720       |
| Other fees paid to the independent examiner | 713       | 886       |

## 9 Paid Employees

### 9.1 Staff Costs

|                          | 2022<br>£      | 2021<br>£      |
|--------------------------|----------------|----------------|
| Salaries and wages       | 172,292        | 108,965        |
| Pension costs            | -              | -              |
| Employers NI             | 3,861          | 757            |
| <b>Total staff costs</b> | <b>176,153</b> | <b>109,722</b> |

No employees received employee benefits (excluding employer pension costs) for the reporting period of more than £60,000

### 9.2 Average head count in the year

The parts of the charity in which the employees work:-

|                       | 2022      | 2021      |
|-----------------------|-----------|-----------|
| Fundraising           | -         | -         |
| Charitable Activities | 16        | 11        |
| Governance            | -         | -         |
| Other                 | -         | -         |
| <b>Total</b>          | <b>16</b> | <b>11</b> |

## 10 Tangible fixed assets

### 10.1 Cost or valuation

|                              | Plant,<br>machinery and<br>motor vehicles<br>£ | Fixtures,<br>fittings and<br>equipment<br>£ | Total<br>£    |
|------------------------------|--|---|---------------|
| At the beginning of the year | 37,116   | 46,314                                      | 83,430        |
| Additions                    | -  | 6,384                                       | 6,384         |
| Revaluations                 | -  | -   | -             |
| Disposals                    | -  | -   | -             |
| <b>At end of the year</b>    | <b>37,116</b>                                  | <b>52,698</b>                               | <b>89,814</b> |

### 10.2 Depreciation and impairments

|                           | <b>**Basis</b><br><b>** Rate</b><br>RB<br>25% | SL<br>20/25%  |               |
|---------------------------|---|---------------|---------------|
| At beginning of the year  | 32,104  | 29,655        | 61,759        |
| Disposals                 | -   | -             | -             |
| Depreciation              | 1,254   | 6,090         | 7,344         |
| <b>At end of the year</b> | <b>33,358</b>                                 | <b>35,745</b> | <b>69,103</b> |

### 10.3 Net book value

|   |       |        |        |
|---|-------|--------|--------|
| Net book value at the beginning of the year | 5,012 | 16,659 | 21,671 |
| Net book value at the end of the year       | 3,758 | 16,953 | 20,711 |

## 11 Debtors and prepayments

### 11.1 Analysis of debtors

|                                | 2022<br>£    | 2021<br>£    |
|--------------------------------|--------------|--------------|
| Trade debtors                  | -            | -            |
| Prepayments and accrued income | 2,542        | 3,173        |
| Other debtors                  | 44           | 352          |
| <b>Total</b>                   | <b>2,586</b> | <b>3,525</b> |

### 11.2 Analysis of debtors recoverable in more than 1 year (included in debtors above)

|                                | 2022<br>£ | 2021<br>£ |
|--------------------------------|-----------|-----------|
| Trade debtors                  | -         | -         |
| Prepayments and accrued income | -         | -         |
| Other debtors                  | -         | -         |
| <b>Total</b>                   | <b>-</b>  | <b>-</b>  |

## 12 Creditors and accruals

### 12.1 Analysis of creditors

|                              | Amounts falling due within one<br>year |            | Amounts falling due after more<br>than one year |           |
|------------------------------|--|------------|---|-----------|
|                              | 2022<br>£                              | 2021<br>£  | 2022<br>£                                       | 2021<br>£ |
| Bank loans and overdrafts    | -                                      | -          | -   | -         |
| Trade creditors              | -                                      | -          | -   | -         |
| Accruals and deferred income | 920                                    | 720        | -   | -         |
| Taxation and social security | -                                      | -          | -   | -         |
| Other creditors              | -                                      | -          | -   | -         |
| <b>Total</b>                 | <b>920</b>                             | <b>720</b> | <b>-</b>  | <b>-</b>  |



## 12.2 Deferred income

There is no deferred income recorded in the accounts.

## 13 Cash at bank and in hand

|                          | 2022<br>£      | 2021<br>£      |
|--------------------------|----------------|----------------|
| Cash at bank and on hand | 415,460        | 418,515        |
| Other                    | -              | -              |
| <b>Total</b>             | <b>415,460</b> | <b>418,515</b> |

## 14 Charity funds

### 14.1 Details of material funds held and movements during the CURRENT reporting period *Restricted Funds*

| Fund names                        | Fund<br>balances<br>brought<br>forward<br>£ | Income<br>£    | Expenditure<br>£ | Fund balances<br>carried forward<br>£ |
|-----------------------------------|---|----------------|------------------|---------------------------------------|
| Government/Local authority grants | 169,731                                     | 254,330        | 326,035          | 98,026                                |
| HMRC - Covid 19 JRS grants        | -   | 436            | 436              | -                                     |
| Gateshead Council                 | 800   | 36,340         | 24,601           | 12,539                                |
| ATC                               | 5,490                                       | 118,776        | 99,718           | 24,548                                |
| Other grants                      | 16,270                                      | 6,755          | 21,030           | 1,995                                 |
| <b>Total Restricted Funds</b>     | <b>192,291</b>                              | <b>416,637</b> | <b>471,820</b>   | <b>137,108</b>                        |
| <b>Unrestricted Funds</b>         |   |                |                  |                                       |
| General fund                      | 250,700                                     | 50,798         | 769              | 300,729                               |
| <b>Total Unrestricted Funds</b>   | <b>250,700</b>                              | <b>50,798</b>  | <b>769</b>       | <b>300,729</b>                        |
| <b>Total Funds</b>                | <b>442,991</b>                              | <b>467,435</b> | <b>472,589</b>   | <b>437,837</b>                        |

The purposes for which the funds detailed above are held by the charity are as follows:-

#### *Restricted funds:-*

|                                   |  |
|-----------------------------------|--|
| Government/Local authority grants | Lead Partner for Household support for the West Area, Lead Partner for Household Support 2 West Area, Silksworth, Barnes and St Chads ward Holiday Activities, West Area Event, Community Helper Plus, Winter Covid, Cancer awareness, West Area Hub, West Area NEET, Covid 19 Health and Wellbeing support, |
| Gateshead Council                 | Funding for LA6 and CRF program  |
| ATC                               | West Area Youth Activities in Silksworth, Barnes and St Chads Wards, West Area ASB in Silksworth Barnes and St Chads Wards, Good Vibes In Silksworth, Barnes and St Chads Wards, Covid health and Wellbeing, City centre detached  |
| Other grants                      | Funding from Street Games for tackling inequalities<br>Funding from SL Carers for delivery of West Isolation project<br>Funding from Key for young peoples activity  |

#### *Unrestricted and designated funds-*

These funds are held for meeting the objectives of the charity, and to provide reserves for future projects and activities. Subject to charity legislation, they are free from all restrictions on their use.

**14.2 Details of material funds held and movements during the PREVIOUS reporting period**  
**Restricted Funds**

| <b>Fund names</b>                 | <b>Fund<br/>balances<br/>brought<br/>forward<br/>£</b> | <b>Income<br/>£</b> | <b>Expenditure<br/>£</b> | <b>Fund balances<br/>carried forward<br/>£</b> |
|-----------------------------------|--|---------------------|--------------------------|--|
| Government/Local authority grants | 98,173   | 106,668             | 35,110                   | 169,731  |
| HMRC - Covid 19 JRS grants        | -  | 8,894               | 8,894                    | -  |
| Gateshead Council                 | 9,674  | 7,074               | 15,948                   | 800  |
| ATC                               | 322  | 68,310              | 63,142                   | 5,490  |
| Other grants                      | 48,099   | 33,453              | 65,282                   | 16,270   |
| <b>Total Funds</b>                | <b>156,268</b>   | <b>224,399</b>      | <b>188,376</b>           | <b>192,291</b>                                 |

**14.3 Transfers between funds**

There have been no transfers between funds during the year.

**14.4 Designated funds**

There are currently no designated funds.

**15 Pension scheme**

The charity offers a workplace pension scheme but all employees have opted out.

**16 Transactions with trustees and related parties**

**16.1 Trustee remuneration and benefits**

None of the trustees have been paid any remuneration or received any other benefits from an employment with their charity or a related entity.

**16.2 Trustees' expenses**

No trustee expenses have been incurred during the year.

**16.3 Transaction(s) with related parties**

There have been no related party transactions in the reporting period.