

# HOPE'S CHILDREN & YOUNG PEOPLES SUPPORT SERVICES

England & Wales · Charity number 1135680

## Details

---

**Other names** HOPE SUPPORT SERVICES

**Status** Registered

**Legal form** Charitable company

**Company number** [07164190](#)

**Registered** 2010-04-27

**Register** [View on the Charity Commission register](#)

## Contact

---

**Address** Hope Support Services  
Overross House  
Ross Park  
Ross-On-Wye  
HR9 7US

**Phone** 01989566317

**Email** [help@hopesupport.org.uk](mailto:help@hopesupport.org.uk)

**Website** [www.hopesupport.org.uk](http://www.hopesupport.org.uk)

## Activities

---

**Objects:** (1) To relieve the mental and physical sickness of persons resident in the United Kingdom, in particular children and young people suffering from bereavement or loss or a serious health crisis of a family member by the provision of workshops and support.(2) To advance the education of professionals working with children and young people suffering from bereavement, loss or the serious illness of a family member by the provision of training.

**Activities:** Hope Support Services is a Herefordshire charity set up to support young people & children when a close family member is diagnosed with a life threatening illness. From the moment of diagnosis support is immediate, preventative and continuing. It could be online or in person, depending on location in UK.Our vision is to build a foundation of support for young people within their own community.

## Classification

- **How:** Provides Services, Provides Advocacy/advice/information
- **What:** Education/training, The Advancement Of Health Or Saving Of Lives
- **Who:** Children/young People

## Geography

- **Area of benefit:** HEREFORDSHIRE
- Throughout England And Wales

## Finances

| Period end | Income   | Expenditure | Assets | Employees |
|------------|----------|-------------|--------|-----------|
| 2025-06-30 | £301,417 | £278,976    | -      | -         |
| 2024-06-30 | £297,753 | £269,570    | -      | -         |
| 2023-06-30 | £239,304 | £250,986    | -      | -         |
| 2022-06-30 | £197,852 | £242,366    | -      | -         |
| 2021-06-30 | £210,442 | £212,061    | -      | -         |

## Trustees

| Name                           | Role  | Appointed  |
|--------------------------------|-------|------------|
| <b>Zinnia Joanne Wilkinson</b> | Chair | 2020-11-25 |
| Alessandra Grenar              |       | 2025-04-01 |
| Fiona Jane Reed                |       | 2025-12-01 |
| Helen Elizabeth Bolt           |       | 2023-09-01 |
| Kimberley Jade Dawson          |       | 2026-01-01 |
| Lisa Catherine Glover          |       | 2022-01-26 |

**HOPE'S CHILDREN & YOUNG PEOPLES SUPPORT SERVICES**

England & Wales - Charity number 1135680

---

# Accounts

---

Charity registration number 1135680 (England and Wales)

Company registration number 07164190

**HOPE'S CHILDREN & YOUNG PEOPLES SUPPORT SERVICES  
ANNUAL REPORT AND UNAUDITED FINANCIAL STATEMENTS  
FOR THE YEAR ENDED 30 JUNE 2025**

# HOPE'S CHILDREN & YOUNG PEOPLES SUPPORT SERVICES

## LEGAL AND ADMINISTRATIVE INFORMATION

---

|   |  |                          |
|---|--|--------------------------|
| <b>Trustees</b>                           | L J Ryan<br>Z J Wilkinson<br>L C Glover<br>C Attwood<br>H E Bolt<br>F J Meredith<br>A K Grenar | (Appointed 1 April 2025) |
| <b>Charity number (England and Wales)</b> | 1135680  |                          |
| <b>Company number</b>                     | 07164190   |                          |
| <b>Registered office</b>                  | Overross House<br>Ross Park<br>Ross-On-Wye<br>Herefordshire<br>England<br>HR9 7US              |                          |
| <b>Independent examiner</b>               | Thorne & Co.<br>1 St Mary's Street<br>Ross-on-Wye<br>Herefordshire<br>England<br>HR9 5HT       |                          |

---

# HOPE'S CHILDREN & YOUNG PEOPLES SUPPORT SERVICES

## CONTENTS

---

|                                   | <b>Page</b> |
|-----------------------------------|-------------|
| Trustees report                   | 1           |
| Independent examiner's report     | 2           |
| Statement of financial activities | 3           |
| Balance sheet                     | 4           |
| Notes to the financial statements | 5 - 14      |

---

# HOPE'S CHILDREN & YOUNG PEOPLES SUPPORT SERVICES

## TRUSTEES REPORT (INCLUDING DIRECTORS' REPORT)

**FOR THE YEAR ENDED 30 JUNE 2025**

---

The trustees present their annual report and financial statements for the year ended 30 June 2025.

The financial statements have been prepared in accordance with the accounting policies set out in note 1 to the financial statements and comply with the charity's governing document, the Companies Act 2006 and "Accounting and Reporting by Charities: Statement of Recommended Practice applicable to charities preparing their accounts in accordance with the Financial Reporting Standard applicable in the UK and Republic of Ireland (FRS 102)" (effective 1 January 2019).

### **Objectives and activities**

Please refer to annual report.

### **Achievements and performance**

Please refer to annual report.

### **Financial review**

Please refer to annual report.

### **Plans for future periods**

Please refer to annual report.

### **Structure, governance and management**

Please refer to annual report.

The trustees, who are also the directors for the purpose of company law, and who served during the year and up to the date of signature of the financial statements were:

L J Ryan

Z J Wilkinson

L C Glover

C Attwood

H E Bolt

F J Meredith

A K Grenar

(Appointed 1 April 2025)

The trustees report was approved by the Board of Trustees.

Z J Wilkinson

**Trustee**

27 November 2025

# HOPE'S CHILDREN & YOUNG PEOPLES SUPPORT SERVICES

## INDEPENDENT EXAMINER'S REPORT

### TO THE TRUSTEES OF HOPE'S CHILDREN & YOUNG PEOPLES SUPPORT SERVICES

---

I report to the trustees on my examination of the financial statements of Hope's Children & Young Peoples Support Services (the charity) for the year ended 30 June 2025.

#### **Responsibilities and basis of report**

As the trustees of the charity (and also its directors for the purposes of company law), you are responsible for the preparation of the financial statements in accordance with the requirements of the Companies Act 2006.

Having satisfied myself that the financial statements of the charity are not required to be audited under Part 16 of the Companies Act 2006 and are eligible for independent examination, I report in respect of my examination of the charity's financial statements carried out under section 145 of the Charities Act 2011. In carrying out my examination I have followed the Directions given by the Charity Commission under section 145(5)(b) of the Charities Act 2011.

#### **Independent examiner's statement**

Since the charity's gross income exceeded £250,000, the independent examiner must be a member of a body listed in section 145 of the Charities Act 2011. I confirm that I am qualified to undertake the examination because I am a member of ACCA, which is one of the listed bodies.

I have completed my examination. I confirm that no matters have come to my attention in connection with the examination giving me cause to believe that in any material respect:

- 1 accounting records were not kept in respect of the charity as required by section 386 of the Companies Act 2006.
- 2 the financial statements do not accord with those records; or
- 3 the financial statements do not comply with the accounting requirements of section 396 of the Companies Act 2006 other than any requirement that the financial statements give a true and fair view, which is not a matter considered as part of an independent examination; or
- 4 the financial statements have not been prepared in accordance with the methods and principles of the Statement of Recommended Practice for accounting and reporting by charities applicable to charities preparing their financial statements in accordance with the Financial Reporting Standard applicable in the UK and Republic of Ireland (FRS 102).

I have no concerns and have come across no other matters in connection with the examination to which attention should be drawn in this report in order to enable a proper understanding of the financial statements to be reached.

**Edward Richards FCCA**

#### **Thorne & Co.**

1 St Mary's Street  
Ross-on-Wye  
Herefordshire  
HR9 5HT  
England

Dated: 27 November 2025

# HOPE'S CHILDREN & YOUNG PEOPLES SUPPORT SERVICES

## STATEMENT OF FINANCIAL ACTIVITIES INCLUDING INCOME AND EXPENDITURE ACCOUNT

FOR THE YEAR ENDED 30 JUNE 2025

|                                      |       | Unrestricted<br>funds<br>2025 | Restricted<br>funds<br>2025 | Total<br>2025  | Unrestricted<br>funds<br>2024 | Restricted<br>funds<br>2024 | Total<br>2024  |
|--------------------------------------|-------|-------------------------------|-----------------------------|----------------|-------------------------------|-----------------------------|----------------|
|                                      | Notes | £                             | £                           | £              | £                             | £                           | £              |
| <b>Income from:</b>                  |       |                               |                             |                |                               |                             |                |
| Donations and legacies               | 3     | 9,769                         | 279,266                     | 289,035        | 67,175                        | 216,695                     | 283,870        |
| Other trading activities             | 4     | 11,213                        | -                           | 11,213         | 13,883                        | -                           | 13,883         |
| Investments                          | 5     | 1,169                         | -                           | 1,169          | -                             | -                           | -              |
| <b>Total income</b>                  |       | <u>22,151</u>                 | <u>279,266</u>              | <u>301,417</u> | <u>81,058</u>                 | <u>216,695</u>              | <u>297,753</u> |
| <b>Expenditure on:</b>               |       |                               |                             |                |                               |                             |                |
| Raising funds                        | 6     | 16,515                        | -                           | 16,515         | 15,493                        | -                           | 15,493         |
| Charitable activities                | 7     | 31,542                        | 230,919                     | 262,461        | 42,379                        | 211,698                     | 254,077        |
| <b>Total expenditure</b>             |       | <u>48,057</u>                 | <u>230,919</u>              | <u>278,976</u> | <u>57,872</u>                 | <u>211,698</u>              | <u>269,570</u> |
| Net gains/(losses) on investments    | 11    | -                             | -                           | -              | 185                           | -                           | 185            |
| <b>Net income/(expenditure)</b>      |       | <u>(25,906)</u>               | <u>48,347</u>               | <u>22,441</u>  | <u>23,371</u>                 | <u>4,997</u>                | <u>28,368</u>  |
| Transfers between funds              |       | 2,182                         | (2,182)                     | -              | 10,169                        | (10,169)                    | -              |
| <b>Net movement in funds</b>         | 8     | <u>(23,724)</u>               | <u>46,165</u>               | <u>22,441</u>  | <u>33,540</u>                 | <u>(5,172)</u>              | <u>28,368</u>  |
| <b>Reconciliation of funds:</b>      |       |                               |                             |                |                               |                             |                |
| Fund balances at 1 July 2024         |       | <u>160,120</u>                | <u>50,235</u>               | <u>210,355</u> | <u>126,580</u>                | <u>55,407</u>               | <u>181,987</u> |
| <b>Fund balances at 30 June 2025</b> |       | <u>136,396</u>                | <u>96,400</u>               | <u>232,796</u> | <u>160,120</u>                | <u>50,235</u>               | <u>210,355</u> |

The statement of financial activities includes all gains and losses recognised in the year. All income and expenditure derive from continuing activities.

# HOPE'S CHILDREN & YOUNG PEOPLES SUPPORT SERVICES

## BALANCE SHEET

AS AT 30 JUNE 2025

---

|   |       | 2025           |                | 2024           |                |
|---|-------|----------------|----------------|----------------|----------------|
|   | Notes | £              | £              | £              | £              |
| <b>Fixed assets</b>                                   |       |                |                |                |                |
| Tangible assets                                       | 13    |                | 14,993         |                | 30,808         |
| <b>Current assets</b>                                 |       |                |                |                |                |
| Debtors   | 14    | 21,480         |                | 4,369          |                |
| Cash at bank and in hand                              |       | 197,071        |                | 176,022        |                |
|   |       | <u>218,551</u> |                | <u>180,391</u> |                |
| <b>Creditors: amounts falling due within one year</b> |       |                |                |                |                |
| Other creditors                                       | 15    | 748            |                | 844            |                |
|   |       | <u>748</u>     |                | <u>844</u>     |                |
| <b>Net current assets</b>                             |       |                | 217,803        |                | 179,547        |
| <b>Total assets less current liabilities</b>          |       |                | <u>232,796</u> |                | <u>210,355</u> |
| <b>The funds of the charity</b>                       |       |                |                |                |                |
| Restricted income funds                               | 17    |                | 96,400         |                | 50,235         |
| Unrestricted funds                                    | 18    |                | 136,396        |                | 160,120        |
|   |       |                | <u>232,796</u> |                | <u>210,355</u> |

The company is entitled to the exemption from the audit requirement contained in section 477 of the Companies Act 2006, for the year ended 30 June 2025.

The directors acknowledge their responsibilities for complying with the requirements of the Companies Act 2006 with respect to accounting records and the preparation of financial statements.

The members have not required the company to obtain an audit of its financial statements for the year in question in accordance with section 476.

These financial statements have been prepared in accordance with the provisions applicable to companies subject to the small companies regime.

The financial statements were approved by the trustees on 27 November 2025

Z J Wilkinson  
**Trustee**

Company registration number 07164190 (England and Wales)

# HOPE'S CHILDREN & YOUNG PEOPLES SUPPORT SERVICES

## NOTES TO THE FINANCIAL STATEMENTS

**FOR THE YEAR ENDED 30 JUNE 2025**

---

### 1 Accounting policies

#### Charity information

Hope's Children & Young Peoples Support Services is a private company limited by guarantee incorporated in England and Wales. The registered office is Overross House, Ross Park, Ross-On-Wye, Herefordshire, HR9 7US, England.

#### 1.1 Basis of preparation

The financial statements have been prepared in accordance with the charity's governing document, the Companies Act 2006, FRS 102 "The Financial Reporting Standard applicable in the UK and Republic of Ireland" ("FRS 102") and the Charities SORP "Accounting and Reporting by Charities: Statement of Recommended Practice applicable to charities preparing their accounts in accordance with the Financial Reporting Standard applicable in the UK and Republic of Ireland (FRS 102)" (effective 1 January 2019). The charity is a Public Benefit Entity as defined by FRS 102.

The charity has taken advantage of the provisions in the SORP for charities not to prepare a Statement of Cash Flows.

The financial statements are prepared in sterling, which is the functional currency of the charity. Monetary amounts in these financial statements are rounded to the nearest £.

The financial statements have been prepared under the historical cost convention. The principal accounting policies adopted are set out below.

#### 1.2 Going concern

At the time of approving the financial statements, the trustees have a reasonable expectation that the charity has adequate resources to continue in operational existence for the foreseeable future. Thus the trustees continue to adopt the going concern basis of accounting in preparing the financial statements.

#### 1.3 Charitable funds

Unrestricted funds are available for use at the discretion of the trustees in furtherance of their charitable objectives.

Restricted funds are subject to specific conditions by donors or grantors as to how they may be used. The purposes and uses of the restricted funds are set out in the notes to the financial statements.

Endowment funds are subject to specific conditions by donors that the capital must be maintained by the charity.

#### 1.4 Income

Income is recognised when the charity is legally entitled to it after any performance conditions have been met, the amounts can be measured reliably, and it is probable that income will be received.

Cash donations are recognised on receipt. Other donations are recognised once the charity has been notified of the donation, unless performance conditions require deferral of the amount. Income tax recoverable in relation to donations received under Gift Aid or deeds of covenant is recognised at the time of the donation.

Legacies are recognised on receipt or otherwise if the charity has been notified of an impending distribution, the amount is known, and receipt is expected. If the amount is not known, the legacy is treated as a contingent asset.

# HOPE'S CHILDREN & YOUNG PEOPLES SUPPORT SERVICES

## NOTES TO THE FINANCIAL STATEMENTS (CONTINUED)

FOR THE YEAR ENDED 30 JUNE 2025

---

### 1 Accounting policies

(Continued)

#### 1.5 Expenditure

Expenditure is recognised once there is a legal or constructive obligation to transfer economic benefit to a third party, it is probable that a transfer of economic benefits will be required in settlement, and the amount of the obligation can be measured reliably.

Expenditure is classified by activity. The costs of each activity are made up of the total of direct costs and shared costs, including support costs involved in undertaking each activity. Direct costs attributable to a single activity are allocated directly to that activity. Shared costs which contribute to more than one activity and support costs which are not attributable to a single activity are apportioned between those activities on a basis consistent with the use of resources. Central staff costs are allocated on the basis of time spent, and depreciation charges are allocated on the portion of the asset's use.

#### 1.6 Tangible fixed assets

Tangible fixed assets are initially measured at cost and subsequently measured at cost or valuation, net of depreciation and any impairment losses.

Depreciation is recognised so as to write off the cost or valuation of assets less their residual values over their useful lives on the following bases:

|                     |             |
|---------------------|-------------|
| Plant and equipment | 25% on cost |
| Computers           | 25% on cost |
| Application         | 25% on cost |

The gain or loss arising on the disposal of an asset is determined as the difference between the sale proceeds and the carrying value of the asset, and is recognised in the statement of financial activities.

#### 1.7 Impairment of fixed assets

At each reporting end date, the charity reviews the carrying amounts of its tangible assets to determine whether there is any indication that those assets have suffered an impairment loss. If any such indication exists, the recoverable amount of the asset is estimated in order to determine the extent of the impairment loss (if any).

#### 1.8 Cash and cash equivalents

Cash and cash equivalents include cash in hand, deposits held at call with banks, other short-term liquid investments with original maturities of three months or less, and bank overdrafts. Bank overdrafts are shown within borrowings in current liabilities.

#### 1.9 Financial instruments

The charity has elected to apply the provisions of Section 11 'Basic Financial Instruments' and Section 12 'Other Financial Instruments Issues' of FRS 102 to all of its financial instruments.

Financial instruments are recognised in the charity's balance sheet when the charity becomes party to the contractual provisions of the instrument.

Financial assets and liabilities are offset, with the net amounts presented in the financial statements, when there is a legally enforceable right to set off the recognised amounts and there is an intention to settle on a net basis or to realise the asset and settle the liability simultaneously.

# HOPE'S CHILDREN & YOUNG PEOPLES SUPPORT SERVICES

## NOTES TO THE FINANCIAL STATEMENTS (CONTINUED)

FOR THE YEAR ENDED 30 JUNE 2025

---

### 1 Accounting policies

(Continued)

#### **Basic financial assets**

Basic financial assets, which include debtors and cash and bank balances, are initially measured at transaction price including transaction costs and are subsequently carried at amortised cost using the effective interest method unless the arrangement constitutes a financing transaction, where the transaction is measured at the present value of the future receipts discounted at a market rate of interest. Financial assets classified as receivable within one year are not amortised.

#### **Basic financial liabilities**

Basic financial liabilities, including creditors and bank loans are initially recognised at transaction price unless the arrangement constitutes a financing transaction, where the debt instrument is measured at the present value of the future payments discounted at a market rate of interest. Financial liabilities classified as payable within one year are not amortised.

Debt instruments are subsequently carried at amortised cost, using the effective interest rate method.

Trade creditors are obligations to pay for goods or services that have been acquired in the ordinary course of operations from suppliers. Amounts payable are classified as current liabilities if payment is due within one year or less. If not, they are presented as non-current liabilities. Trade creditors are recognised initially at transaction price and subsequently measured at amortised cost using the effective interest method.

#### **Derecognition of financial liabilities**

Financial liabilities are derecognised when the charity's contractual obligations expire or are discharged or cancelled.

#### **1.10 Employee benefits**

The cost of any unused holiday entitlement is recognised in the period in which the employee's services are received.

Termination benefits are recognised immediately as an expense when the charity is demonstrably committed to terminate the employment of an employee or to provide termination benefits.

#### **1.11 Retirement benefits**

Payments to defined contribution retirement benefit schemes are charged as an expense as they fall due.

### 2 Critical accounting estimates and judgements

In the application of the charity's accounting policies, the trustees are required to make judgements, estimates and assumptions about the carrying amount of assets and liabilities that are not readily apparent from other sources. The estimates and associated assumptions are based on historical experience and other factors that are considered to be relevant. Actual results may differ from these estimates.

The estimates and underlying assumptions are reviewed on an ongoing basis. Revisions to accounting estimates are recognised in the period in which the estimate is revised where the revision affects only that period, or in the period of the revision and future periods where the revision affects both current and future periods.

# HOPE'S CHILDREN & YOUNG PEOPLES SUPPORT SERVICES

## NOTES TO THE FINANCIAL STATEMENTS (CONTINUED)

### FOR THE YEAR ENDED 30 JUNE 2025

| 3 Donations and legacies | Unrestricted funds |         | Restricted funds |        | Total   |         | Unrestricted funds |      | Restricted funds |      | Total |      |
|--------------------------|--------------------|---------|------------------|--------|---------|---------|--------------------|------|------------------|------|-------|------|
|                          | 2025               | 2025    | 2025             | 2025   | 2025    | 2025    | 2024               | 2024 | 2024             | 2024 | 2024  | 2024 |
|                          | £                  | £       | £                | £      | £       | £       | £                  | £    | £                | £    | £     | £    |
| Donations and grants     | 9,769              | 279,266 | 289,035          | 67,175 | 216,695 | 283,870 |                    |      |                  |      |       |      |

# HOPE'S CHILDREN & YOUNG PEOPLES SUPPORT SERVICES

## NOTES TO THE FINANCIAL STATEMENTS (CONTINUED)

FOR THE YEAR ENDED 30 JUNE 2025

---

### 4 Income from other trading activities

|                    | Unrestricted<br>funds<br>2025<br>£ | Unrestricted<br>funds<br>2024<br>£ |
|--------------------|------------------------------------|------------------------------------|
| Fundraising events | 11,213                             | 13,883                             |

### 5 Income from investments

|                     | Unrestricted<br>funds<br>2025<br>£ | Unrestricted<br>funds<br>2024<br>£ |
|---------------------|------------------------------------|------------------------------------|
| Interest receivable | 1,169                              | -                                  |

### 6 Expenditure on raising funds

|                                  | Unrestricted<br>funds<br>2025<br>£ | Unrestricted<br>funds<br>2024<br>£ |
|----------------------------------|------------------------------------|------------------------------------|
| <b>Fundraising and publicity</b> |                                    |                                    |
| Staging fundraising events       | 1,430                              | 770                                |
| Staff costs                      | 15,085                             | 14,723                             |
|                                  | 16,515                             | 15,493                             |

# HOPE'S CHILDREN & YOUNG PEOPLES SUPPORT SERVICES

## NOTES TO THE FINANCIAL STATEMENTS (CONTINUED)

FOR THE YEAR ENDED 30 JUNE 2025

### 7 Expenditure on charitable activities

|   | <b>Projects<br/>2025</b> | <b>Projects<br/>2024</b> |
|---|--------------------------|--------------------------|
|   | <b>£</b>                 | <b>£</b>                 |
| <b>Direct costs</b>                           |                          |                          |
| Staff costs                                   | 181,916                  | 186,476                  |
| Depreciation and impairment                   | 17,998                   | 16,307                   |
| Insurance                                     | 1,142                    | 860                      |
| Telephone                                     | 3,293                    | 3,807                    |
| Accountancy and legal fees                    | 11,914                   | 1,143                    |
| Publicity                                     | -                        | 90                       |
| Printing, stationery and computer consumables | 3,776                    | 4,247                    |
| Premises                                      | 19,736                   | 19,736                   |
| Other costs                                   | 22,686                   | 21,411                   |
|   | <u>262,461</u>           | <u>254,077</u>           |
|   | <u>262,461</u>           | <u>254,077</u>           |
| <b>Analysis by fund</b>                       |                          |                          |
| Unrestricted funds                            | 31,542                   | 42,379                   |
| Restricted funds                              | 230,919                  | 211,698                  |
|   | <u>262,461</u>           | <u>254,077</u>           |
|   | <u>262,461</u>           | <u>254,077</u>           |

### 8 Net movement in funds

|  | <b>2025</b>   | <b>2024</b>   |
|--|---------------|---------------|
|  | <b>£</b>      | <b>£</b>      |
| The net movement in funds is stated after charging/(crediting):                    |               |               |
| Fees payable for the independent examination of the charity's financial statements | 468           | 444           |
| Depreciation of owned tangible fixed assets  | 17,998        | 16,307        |
|  | <u>18,466</u> | <u>16,751</u> |
|  | <u>18,466</u> | <u>16,751</u> |

### 9 Trustees

None of the trustees (or any persons connected with them) received any remuneration or benefits from the charity during the year.

### 10 Employees

The average monthly number of employees during the year was:

|                  | <b>2025</b>   | <b>2024</b>   |
|------------------|---------------|---------------|
|                  | <b>Number</b> | <b>Number</b> |
| Management       | 2             | 3             |
| Service Delivery | 6             | 6             |
| Fundraising      | 1             | 1             |
|                  | <u>9</u>      | <u>10</u>     |
| Total            | <u>9</u>      | <u>10</u>     |

# HOPE'S CHILDREN & YOUNG PEOPLES SUPPORT SERVICES

## NOTES TO THE FINANCIAL STATEMENTS (CONTINUED)

FOR THE YEAR ENDED 30 JUNE 2025

---

| 10 Employees        | (Continued)    |                |
|---------------------|----------------|----------------|
| Employment costs    | 2025           | 2024           |
|                     | £              | £              |
| Wages and salaries  | 193,326        | 197,626        |
| Other pension costs | 3,675          | 3,573          |
|                     | <u>197,001</u> | <u>201,199</u> |

There were no employees whose annual remuneration was more than £60,000.

## 11 Gains and losses on investments

|                            | Unrestricted<br>funds<br>2025 | Unrestricted<br>funds<br>2024 |
|----------------------------|-------------------------------|-------------------------------|
|                            | £                             | £                             |
| Gains/(losses) arising on: |                               |                               |
| Revaluation of investments | -                             | 185                           |
|                            | <u>-</u>                      | <u>185</u>                    |

## 12 Taxation

The charity is exempt from taxation on its activities because all its income is applied for charitable purposes.

# HOPE'S CHILDREN & YOUNG PEOPLES SUPPORT SERVICES

## NOTES TO THE FINANCIAL STATEMENTS (CONTINUED)

FOR THE YEAR ENDED 30 JUNE 2025

### 13 Tangible fixed assets

|                                    | Plant and<br>equipment | Computers | Application | Total   |
|------------------------------------|------------------------|-----------|-------------|---------|
|                                    | £                      | £         | £           | £       |
| <b>Cost</b>                        |                        |           |             |         |
| At 1 July 2024                     | 228                    | 33,863    | 43,974      | 78,065  |
| Additions                          | 469                    | 1,713     | -           | 2,182   |
| Disposals                          | -                      | (5,441)   | -           | (5,441) |
| At 30 June 2025                    | 697                    | 30,135    | 43,974      | 74,806  |
| <b>Depreciation and impairment</b> |                        |           |             |         |
| At 1 July 2024                     | 228                    | 21,376    | 25,652      | 47,256  |
| Depreciation charged in the year   | 118                    | 6,886     | 10,994      | 17,998  |
| Eliminated in respect of disposals | -                      | (5,441)   | -           | (5,441) |
| At 30 June 2025                    | 346                    | 22,821    | 36,646      | 59,813  |
| <b>Carrying amount</b>             |                        |           |             |         |
| At 30 June 2025                    | 351                    | 7,314     | 7,328       | 14,993  |
| At 30 June 2024                    | -                      | 12,486    | 18,322      | 30,808  |

### 14 Debtors

|   | 2025   | 2024  |
|---|--------|-------|
|   | £      | £     |
| <b>Amounts falling due within one year:</b> |        |       |
| Trade debtors                               | 17,111 | -     |
| Prepayments and accrued income              | 4,369  | 4,369 |
|   | 21,480 | 4,369 |

### 15 Other creditors falling due within one year

|                              | 2025 | 2024 |
|------------------------------|------|------|
|                              | £    | £    |
| Trade creditors              | 280  | 400  |
| Accruals and deferred income | 468  | 444  |
|                              | 748  | 844  |

### 16 Retirement benefit schemes

|   | 2025  | 2024  |
|---|-------|-------|
|   | £     | £     |
| <b>Defined contribution schemes</b>                                 |       |       |
| Charge to profit or loss in respect of defined contribution schemes | 3,675 | 3,573 |

# HOPE'S CHILDREN & YOUNG PEOPLES SUPPORT SERVICES

## NOTES TO THE FINANCIAL STATEMENTS (CONTINUED)

### FOR THE YEAR ENDED 30 JUNE 2025

#### 16 Retirement benefit schemes

(Continued)

The charity operates a defined contribution pension scheme for all qualifying employees. The assets of the scheme are held separately from those of the charity in an independently administered fund.

#### 17 Restricted funds

The restricted funds of the charity comprise the unexpended balances of donations and grants held on trust subject to specific conditions by donors as to how they may be used.

|                       | At 1 July 2024        | Incoming resources        | Resources expended        | Transfers        | At 30 June 2025        |
|-----------------------|-----------------------|---------------------------|---------------------------|------------------|------------------------|
|                       | £                     | £                         | £                         | £                | £                      |
|                       | 50,235                | 279,266                   | (230,919)                 | (2,182)          | 96,400                 |
|                       | <u>50,235</u>         | <u>279,266</u>            | <u>(230,919)</u>          | <u>(2,182)</u>   | <u>96,400</u>          |
| <b>Previous year:</b> | <b>At 1 July 2023</b> | <b>Incoming resources</b> | <b>Resources expended</b> | <b>Transfers</b> | <b>At 30 June 2024</b> |
|                       | £                     | £                         | £                         | £                | £                      |
|                       | 55,407                | 216,695                   | (211,698)                 | (10,169)         | 50,235                 |
|                       | <u>55,407</u>         | <u>216,695</u>            | <u>(211,698)</u>          | <u>(10,169)</u>  | <u>50,235</u>          |

#### 18 Unrestricted funds

The unrestricted funds of the charity comprise the unexpended balances of donations and grants which are not subject to specific conditions by donors and grantors as to how they may be used. These include designated funds which have been set aside out of unrestricted funds by the trustees for specific purposes.

|                       | At 1 July 2024        | Incoming resources        | Resources expended        | Transfers        | Gains and losses        | At 30 June 2025        |
|-----------------------|-----------------------|---------------------------|---------------------------|------------------|-------------------------|------------------------|
|                       | £                     | £                         | £                         | £                | £                       | £                      |
| General funds         | 160,120               | 22,151                    | (48,057)                  | 2,182            | -                       | 136,396                |
|                       | <u>160,120</u>        | <u>22,151</u>             | <u>(48,057)</u>           | <u>2,182</u>     | <u>-</u>                | <u>136,396</u>         |
| <b>Previous year:</b> | <b>At 1 July 2023</b> | <b>Incoming resources</b> | <b>Resources expended</b> | <b>Transfers</b> | <b>Gains and losses</b> | <b>At 30 June 2024</b> |
|                       | £                     | £                         | £                         | £                | £                       | £                      |
| General funds         | 126,580               | 81,058                    | (57,872)                  | 10,169           | 185                     | 160,120                |
|                       | <u>126,580</u>        | <u>81,058</u>             | <u>(57,872)</u>           | <u>10,169</u>    | <u>185</u>              | <u>160,120</u>         |

# HOPE'S CHILDREN & YOUNG PEOPLES SUPPORT SERVICES

## NOTES TO THE FINANCIAL STATEMENTS (CONTINUED)

FOR THE YEAR ENDED 30 JUNE 2025

### 19 Analysis of net assets between funds

|                              | Unrestricted<br>funds<br>2025<br>£ | Restricted<br>funds<br>2025<br>£ | Total<br>2025<br>£ |
|------------------------------|------------------------------------|----------------------------------|--------------------|
| <b>At 30 June 2025:</b>      |                                    |                                  |                    |
| Tangible assets              | 14,993                             | -                                | 14,993             |
| Current assets/(liabilities) | 121,403                            | 96,400                           | 217,803            |
|                              | <u>136,396</u>                     | <u>96,400</u>                    | <u>232,796</u>     |

|                              | Unrestricted<br>funds<br>2024<br>£ | Restricted<br>funds<br>2024<br>£ | Total<br>2024<br>£ |
|------------------------------|------------------------------------|----------------------------------|--------------------|
| <b>At 30 June 2024:</b>      |                                    |                                  |                    |
| Tangible assets              | 30,808                             | -                                | 30,808             |
| Current assets/(liabilities) | 129,312                            | 50,235                           | 179,547            |
|                              | <u>160,120</u>                     | <u>50,235</u>                    | <u>210,355</u>     |

### 20 Designated Funds

The Youth Management Team manages its own designated fund, and uses it to fundraise for activities such as youth sessions and Hope on the Road trips - ensuring Hope remains a charity of young people, for young people. The amount designated at year end was £2,708 (2024-£2,213).

### 21 Operating lease commitments

#### Lessee

At the reporting end date the charity had outstanding commitments for future minimum lease payments under non-cancellable operating leases, which fall due as follows:

|                 | 2025<br>£ | 2024<br>£ |
|-----------------|-----------|-----------|
| Within one year | -         | 12,464    |

#### Lessor

### 22 Related party transactions

There were no disclosable related party transactions during the year (2024 - none).



**HOPE**  
Support Services

# **2024-2025 ANNUAL REPORT**

REGISTERED CHARITY 1135680

# Structure, Governance and Management

Hope's Children and Young Peoples Support Services (Hope Support Services) is a company limited by guarantee and a registered charity. It is governed by its Articles of Association dated 22<sup>nd</sup> February 2010 (with subsequent revisions). In the event of the company being wound up directors are required to contribute an amount not exceeding £10.

The directors of the company are also charity trustees for the purposes of charity law. All trustees gave their time voluntarily and received no benefits from the charity. No expenses were reclaimed from the charity as reflected in the Financial Statements. Due to the nature of the work of the charity, there is a mix of business, educational and safeguarding expertise within the board of trustees.

The trustees are familiar with the work of the charity, some having been involved as family members of users of the service. New trustees are appointed by the existing trustees and are briefed on the objectives and work of the charity and provided with information and full supporting documentation including information on the statutory responsibilities of trustees. The trustees work with all members of the SMT on a strategic level. The Operations Manager has responsibility for the day-to-day management of the charity.

## Objectives of the Charity

Our charity's objectives are as set out in the Articles of Association:

- (1) To relieve the mental and physical sickness of persons resident in the United Kingdom, in particular children and young people suffering from bereavement or loss or a serious health crisis of a family member by the provision of workshops and support.
- (2) To advance the education of professionals working with children and young people suffering from bereavement, loss or the serious illness of a family member by the provision of training.

The following quotation is pertinent to the setting of our aims and objectives; "Children who experience three or more stressful life events, such as family bereavements, divorce or serious illness are significantly more likely to develop emotional and behavioural disorders" (Source: The Office for National Statistics 21st October 2008).



# Main Objectives

## Main objectives for the year July 2024-June 2025

The trustees have had regard to the guidance issued by the Charity Commission on public benefit and the summary of the main activities for the year were:

1. Continued development of the Board to best use skills and expertise available and access additional expertise with the intent of maintaining robust governance which allows for the potential growth of Hope Support Services
2. Safeguard the economic sustainability of the charity through continued development of a fundraising strategy focusing on non-restricted and sustainable income streams
3. Safeguard the economic efficacy of the charity through scrutiny of current practice
4. Strategic approach to raising awareness of Hope Support Services within Herefordshire and the surrounding counties with an aim to introducing a membership base
5. Development of education programme in collaboration with St Michael's Hospice
6. Scope alternative accommodation for Hope Support Services aiming to both save money and ensure increased accessibility for young people

Volunteers contribute to the work of the charity supporting by fundraising, but also in administration, publicity, marketing and support at youth sessions and activities. All members of staff also volunteer on a regular basis. The Youth Management Team (Y-Team) are all volunteers and remain a significant part of the organisation.

## Main objectives for the year July 2025-June 2026

Aims and objectives for the future:

- ✦ Expand the financial scope of the charity to ensure diversification and source income from alternative and sustainable streams
- ✦ Continue promoting and expanding throughout Herefordshire, with a focus on reciprocal partnerships with schools, hospitals, and St Michael's Hospice
- ✦ Further develop our outreach service to widen the geographical area in which we effectively support 5–25-year-olds digitally and face-to face
- ✦ Continued development of a robust and effective management structure including Trustees, the Youth Management Team, and Senior Staff
- ✦ Development of existing workforce and recruitment of experienced and qualified trustees, staff and volunteers to meet the growing demands for the Hope service
- ✦ To continue to develop operational systems, policies and procedures to ensure compliance and the safeguarding of service users and staff

# Hope in Herefordshire: Youth Sessions

Fortnightly sessions for 11-17 year olds continue to take place in Hereford, Ross and Leominster.

These sessions aim to provide a safe space for young people to meet others going through a similar thing, whilst being able to take part in fun activities - providing a much needed space for our young people to just be themselves, and take a break from the pressures at home.



- ◆ **33 young people have accessed our 11-17 groups**
- ◆ **Total attendances reached 364, an increase of 11% from the previous year**

Under 11s can access our monthly community group in Hereford. Over the last year sessions have included visits from practitioners from Hay Festival, an outdoor activity programme with Dandy Lions, and peer support games and activities.

We've continued to run our 12 month bereavement programme in partnership with St Michael's Hospice for our under 11s who have been bereaved - these sessions provide more targeted support around the themes of resilience, belonging and emotions, whilst still providing fun activities for them to get involved with.

- ◆ **27 young people accessed our under 11 groups**
- ◆ **10 of these young people accessed for the first time this year**



# Hope in Herefordshire: Activities

One of the highlights of our Hope in Herefordshire project this year is the range of activities we've been able to deliver - providing young people with opportunities they may not have otherwise had, with other young people who understand what they're going through.

Our annual summer residential saw 18 young people spend two nights away from home, challenging themselves with activities like caving, climbing, abseiling, canoeing and crate stacking - pushing their own limits, and achieving things they didn't think they could.

Eight young people were also invited to Longtown Outdoor Learning Centre for an outdoor activity weekend, offering another chance to have some time out to enjoy themselves.

## What was the best bit of the residential?

"Trying new things I wouldn't have ever thought of doing such as caving and abseiling."

"The amount of activity was the best bit as there was something for everyone"

"I enjoyed the climbing and crate stacking"

"All of it!"



Throughout the year 49 children and young people have joined us on our Hope on the Road day trips to venues including: We The Curious science museum in Bristol, Birmingham Sealife Centre and city treasure trail, Jamie's Farm, Madley Environmental Study Centre, and Hay Festival.

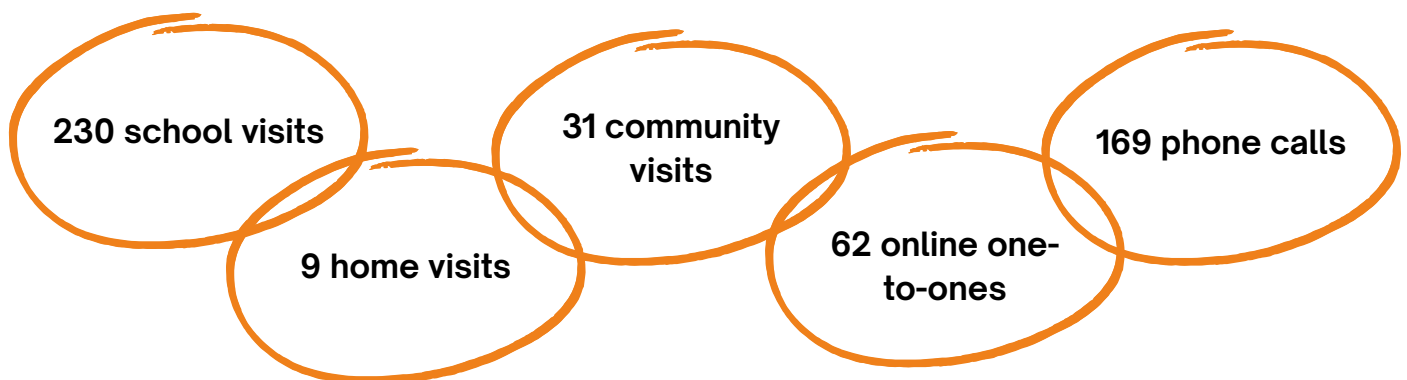


**We hosted our first family day this year open to all families, past and present, with lots of activities and fun for everyone!**



# Hope in Herefordshire: One-to-One Support

Having a loved one with a serious illness is one of the most difficult things a young person can face, so sometimes a bit of extra support is needed. Throughout the year we've offered one-to-one support sessions across Herefordshire in community venues, schools, St Michael's Hospice and home visits, as well as online and over the phone - offering young people in the county the chance to access support in a way that suits them the best.



We have delivered in person support in 15 schools across the county, and have received referrals from an additional six schools where the young person has either chosen to access in a different venue, or attended our activity programmes.

All of our one-to-one support is low level, providing an ongoing listening ear for young people to offload to whilst looking at basic coping strategies. We can't change what's going on at home, as much as we would like to, but we can ensure each young person knows that they don't have to face it alone.



**Case Study** We received a referral for a young person whose dad ended up in a coma following a heart attack. The work we did in sessions initially involved helping him manage the uncertainty around his dad being in hospital, looking at both different ways he can stay in the present where he feels the most calm and grounded and values-based work which helped provide him with focus and purpose. Unfortunately, the young person's needs then transitioned to post-bereavement work where we looked at the 7 grief muscles and how these can help with his return to university. He has reflected on how he recognises the importance of looking after his own wellbeing, how progress isn't linear and how grief is as unique as a fingerprint - he said "wherever I am on my grief journey is wherever I need to be", and recognises there is no need to rush, make comparisons or meet expectations put on him by others.

# Hope Online: One-to-One Support

Through Hope Online, we can offer one-to-one support to children and young people across the UK. Young people can chat to our Wellbeing Advisors via video or audio call on Microsoft Teams, as well as through messaging services.

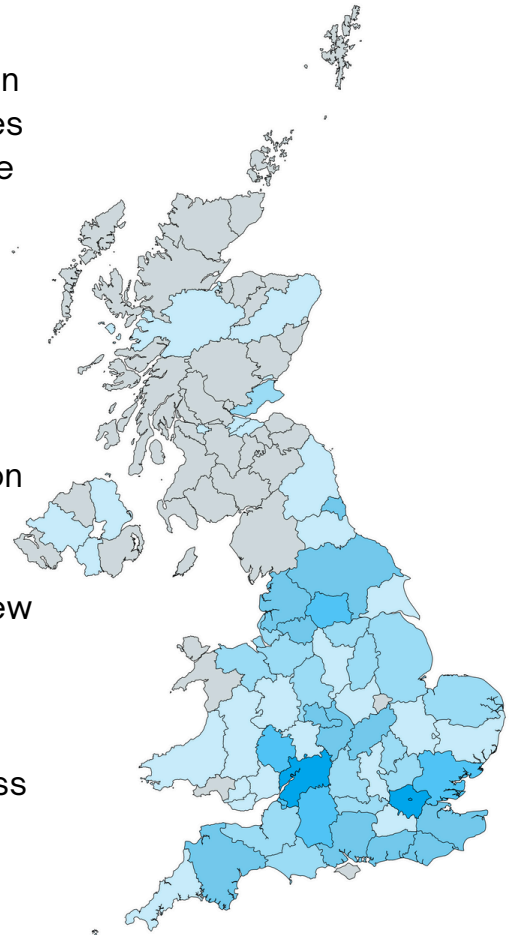
Whilst most of our sessions take place at home in the evenings and weekends, this year we have seen a high demand for our school sessions - as well as the schools we were already working with, this year we delivered support in an additional 19 new schools nationwide.

- ◆ **642 online one-to-ones delivered**
- ◆ **115 children and young people accessed our one-to-one support for the first time**
- ◆ **21 of these new children and young people self-referred**
- ◆ **Young people found out about us through a range of different services including: schools/colleges, universities, hospices, hospitals, other charities, word of mouth, web searches, local organisations and social services**

This year we also received funding for the first time to work on targeted projects in certain areas of the country. The Sir James Knott Trust provided funding for an outreach programme in the North East of England, which has led to 83 contacts with schools; 4 contacts with other charities; 2 contacts and 1 meeting with medical teams; and 7 contacts with social care and council services.

We have also received funding from the Haventus Ardersier Port Community Benefit Fund administered through Foundation Scotland to reach more families in the area, especially important as we have identified a gap in young people accessing from Scotland, as our heat map shows. This is a new project which will continue into our next financial year.

In addition, our online team have been contacting universities and Macmillan Cancer Support and Information Centres across the UK, with 47 of these requesting further information on referral methods or leaflets to hand out to families, already leading directly to new referrals.



# Volunteers

Volunteers play an integral part of the work we do at Hope, and this year is no different; our volunteers have given an incredible 557 volunteer hours through helping at sessions, assisting at events, using their expertise on our Board, and driving the service forward with the Y-Team.

Since the very start of Hope, our Y-Team has been with us every step of the way. A group of young volunteers all with experience of having a loved one with a serious illness, the Y-Team helps plan our activities, offers peer support and represents Hope at events and fundraisers - using their own experiences to help make our service better for other young people who need us.

Over the year they have...

- ◆ Organised and led activities at the summer residential
- ◆ Arranged a bingo fundraiser
- ◆ Attended events such as the Broome Farm Festival and the Junior Boxing showcase
- ◆ Learned lots of new skills, and received their food hygiene certificates



This year saw eight new volunteers join us, including three new members of our Y-Team following a successful recruitment campaign and one new Trustee. We finish the year with a small number of vacancies at Board level which we are looking to fill in the coming months with a concentrated recruitment drive.



Our volunteer Jane has been supporting our under 11s work since 2021, coming along to group sessions and activity days - not only that, but this year she even joined our volunteer events team and lent a hand at Beer on the Wye Festival!

# Finance:

## Fundraising and Support

We are grateful to all the funders, large and small who have supported our charity throughout the year. Funding for the charity sector remains challenging but our sources have been outstanding in supporting our work - the National Lottery Community Fund has continued to be our largest funder, but this has been added to by many other charitable trusts, including those who have supported us in the past and those awarding us grants for the first time. Our grant-makers this year include:

**Albert Hunt Trust**  
**Ambergate Charitable Trust**  
**Baron Davenport's Charity**  
**BBC Children in Need**  
**February Foundation**  
**Foundation Scotland: Haventus**  
**Ardersier Port Community Benefit Fund**  
**Garfield Weston**  
**Hedley Foundation**  
**Herefordshire Community Foundation: George's Fund**  
**Herefordshire Community Foundation: Iron Fund**

**Inchrye Trust**  
**Noel Sweeney Foundation**  
**Safer Communities Fund of Herefordshire Council, West Mercia Police and the Police & Crime Commissioner for West Mercia**  
**Sir James Knott Trust**  
**Souter Charitable Trust**  
**South Square Charitable Trust**  
**The 29<sup>th</sup> May 1961 Charitable Trust**  
**The Archer Trust**  
**The National Lottery Community Foundation**  
**Woodroffe Benton Foundation**

We have been lucky enough to partner with a number of corporate supporters this year, and have received donations from lots of generous donors - some of whom have seen first hand just what impact our support has on children and young people.

We have also had some fantastic fundraisers take on their own challenges to raise money for us from sponsored walks to rowing events, open water swims to Christmas raffles to name a few. As always, we really appreciate all of their incredible efforts.



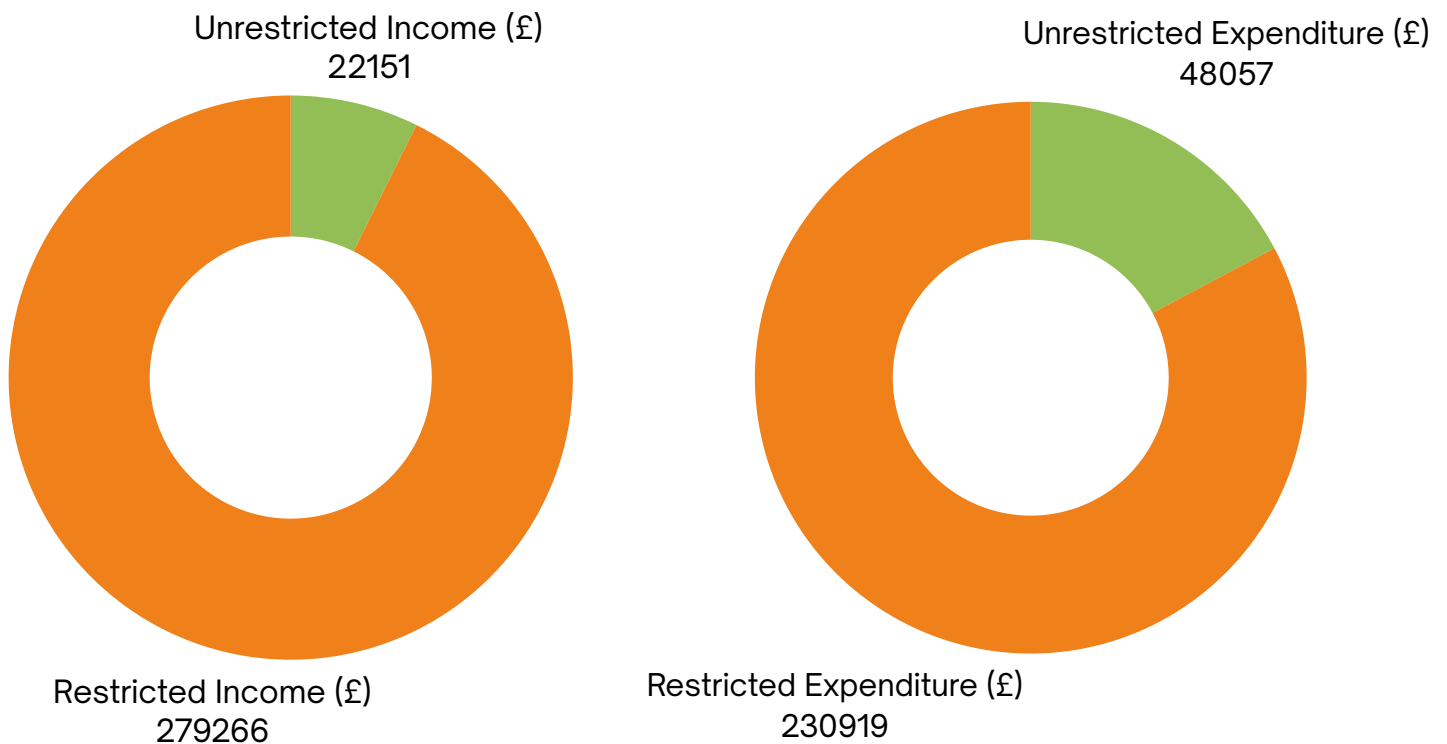
# Finance:

## Reserves and Future Planning

The Trustees continue to manage our finances cautiously; this year our previous investment was moved into a cash reserve, removing the funds from mainly property bonds given the downturn in the property market. These cash reserves are now earning stable interest, with a national bank managing funds in an ethical and socially responsible way.

Our part time fundraiser has been focusing this year on securing core funding in order to meet our staffing and administration costs, whilst also looking for outreach funding to allow us to reach more young people who need us. Additional project funding has also been received, allowing us to deliver activities such as outdoor education afternoons and encourage peer support in our family days.

The year's total income was £301,417, and we ended the year with a net income of £22,441. Many of these funds were received towards the end of the financial year, so will be carried over to our next year to cover upcoming costs.



Diversification of funding continues to be a focus moving forwards; whilst grant funding continues to be a large part of our income, we continue to build our supporters lists with the aim of creating a membership scheme (in line with GDPR principles) - we are also actively planning campaigns to ensure our income can be sustained if our existing grants are not renewed.

**HOPE'S CHILDREN & YOUNG PEOPLES SUPPORT SERVICES**

England & Wales - Charity number 1135680

---

# Accounts

---

Charity registration number 1135680

Company registration number 07164190 (England and Wales)

**HOPE'S CHILDREN & YOUNG PEOPLES SUPPORT SERVICES  
ANNUAL REPORT AND UNAUDITED FINANCIAL STATEMENTS  
FOR THE YEAR ENDED 30 JUNE 2024**

# HOPE'S CHILDREN & YOUNG PEOPLES SUPPORT SERVICES

## LEGAL AND ADMINISTRATIVE INFORMATION

---

|                             |  |  |
|-----------------------------|--|--|
| <b>Trustees</b>             | L J Ryan<br>Z J Wilkinson<br>L C Glover<br>C Attwood<br>H E Bolt<br>F J Meredith         | (Appointed 1 October 2023)<br>(Appointed 1 October 2023) |
| <b>Charity number</b>       | 1135680  |  |
| <b>Company number</b>       | 07164190   |  |
| <b>Registered office</b>    | Overross House<br>Ross Park<br>Ross-On-Wye<br>Herefordshire<br>England<br>HR9 7US        |  |
| <b>Independent examiner</b> | Thorne & Co.<br>1 St Mary's Street<br>Ross-on-Wye<br>Herefordshire<br>England<br>HR9 5HT |  |

---

# HOPE'S CHILDREN & YOUNG PEOPLES SUPPORT SERVICES

## CONTENTS

---

|                                   | <b>Page</b> |
|-----------------------------------|-------------|
| Trustees report                   | 1 - 4       |
| Independent examiner's report     | 5           |
| Statement of financial activities | 6           |
| Balance sheet                     | 7           |
| Notes to the financial statements | 8 - 17      |

---

# HOPE'S CHILDREN & YOUNG PEOPLES SUPPORT SERVICES

## TRUSTEES REPORT (INCLUDING DIRECTORS' REPORT)

### *FOR THE YEAR ENDED 30 JUNE 2024*

---

The trustees present their annual report and financial statements for the year ended 30 June 2024.

The financial statements have been prepared in accordance with the accounting policies set out in note 1 to the financial statements and comply with the charity's governing document, the Companies Act 2006 and "Accounting and Reporting by Charities: Statement of Recommended Practice applicable to charities preparing their accounts in accordance with the Financial Reporting Standard applicable in the UK and Republic of Ireland (FRS 102)" (effective 1 January 2019).

#### **Objectives and activities**

Our charity's objectives are as set out in the Articles of Association:

"To relieve the mental and physical sickness of persons resident in the United Kingdom, in particular children and young people suffering from bereavement or loss or a serious health crisis of a family member by the provision of workshops and support.

"To advance the education of professionals working with children and young people suffering from bereavement, loss or the serious illness of a family member by the provision of training."

The following quotation is pertinent to the setting of our aims and objectives; "Children who experience three or more stressful life events, such as family bereavements, divorce or serious illness are significantly more likely to develop emotional and behavioural disorders" (Source: The Office for National Statistics 21st October 2008).

#### Main Objectives for the Year July 2023-June 2024

The trustees have had regard to the guidance issued by the Charity Commission on public benefit and the summary of the main activities for the year are:

1. Expand the financial scope of the charity to ensure diversification and source income from alternative and sustainable streams.
2. Further develop our blended service to effectively support 5–25-year-olds with a range of options for digital and face-to-face engagement via home or school.
3. Continue promoting and expanding throughout Herefordshire and beyond with a focus on reciprocal partnerships with schools, hospitals, and St Michael's Hospice.
4. Continued development of an effective management structure including Trustees, the Youth Management Team, and Senior Staff.
5. Development of existing workforce and recruitment of experienced and qualified staff to meet the growing demands for the Hope service.
6. To continue to develop operational systems, policies and procedures to ensure the safeguarding of service users and staff.

Volunteers contribute to the work of the charity supporting by fundraising, but also in administration, publicity, marketing and support at youth sessions and activities. All members of staff also volunteer on a regular basis. The Youth Management Team (Y-Team) are all volunteers and are a significant part of the organisation.

# HOPE'S CHILDREN & YOUNG PEOPLES SUPPORT SERVICES

## TRUSTEES REPORT (INCLUDING DIRECTORS' REPORT) (CONTINUED)

### FOR THE YEAR ENDED 30 JUNE 2024

---

#### **Achievements and performance**

Significant achievements this year include:

Procurement of significant funding for allocated provision and core costs from a range of sources including HCC Safer Communities Fund, Postcode Lottery and the Brailsford Trust.

Translation of key information documentation into Polish.

Development of bespoke practical support tools for use with young people in session.

Ongoing consultancy regarding the script for illness and bereavement-based storylines in BBC's EastEnders.

Continued provision of regular sessions delivered by the frontline team to young people across Herefordshire being accessed by growing numbers - 513 children and young people accessed support over this financial year, including 191 accessing for the first time.

Increased involvement with schools with 2 members of staff predominantly working 1-1 with pupils in school time.

Provision of, on average, 133 one-to-ones each month, online and face-to-face, for young people to share worries and work on coping strategies.

Peer support remains key to our offer and this year the Team have delivered 80 youth sessions, 22 activity days/ small group projects and one summer residential, in venues across Herefordshire and online.

Both the Youth Management Team and Advisory Team continue to thrive.

#### **Financial review**

The employment of a part time fundraiser has resulted in increased funding as well as early exploration of alternative income streams for the future. The Hope Team has worked hard to host fundraisers and engage with potential funders in person. Funding has been forthcoming from many sources, allowing our valuable delivery to work fully throughout the year. The year's total income was £297,753, and we ended the year with a profit of £28,368. Our investment reserves now stand at £90,000. and this sum will shortly be moved to a more accessible account, to allow access for business expansion if required.

#### **Funding sources**

We are grateful to all the funders, large and small who have supported our charity throughout the year. Funding for the Charity sector remains challenging but our sources have been outstanding in supporting our work. The National Lottery Community Fund has continued to be our largest donor but this has added to by Children in Need, and monies from many other charitable trusts, coupled with individual and local group donations and fundraising events have been exceptional.

#### **Reserves Policy**

The Trustees continue to manage the investment cautiously and the investment represents approximately six months' reserves. During the year it was agreed to turn the investment into a cash reserve removing the funds from mainly property bonds given the downturn in the property market. This cash reserve will be transferred to an interest earning saving account with a national bank managing ethical and socially responsible funds shortly.

# HOPE'S CHILDREN & YOUNG PEOPLES SUPPORT SERVICES

## TRUSTEES REPORT (INCLUDING DIRECTORS' REPORT) (CONTINUED)

### FOR THE YEAR ENDED 30 JUNE 2024

---

#### Plans for future periods

Aims and Objectives for the Future:

- Continued development of Board to best use skills and expertise available and access additional expertise with the intent of maintaining robust governance which allows for the potential growth of Hope Support Services.
- Safeguard the economic sustainability of the charity through continued development of a fundraising strategy focusing on non-restricted and sustainable income streams.
- Safeguard the economic efficacy of the charity through scrutiny of current practice.
- Strategic approach to raising awareness of Hope Support Services within Herefordshire and the surrounding counties with an aim to introducing a membership base.
- Development of education programme in collaboration with St Michael's Hospice and The CLD Trust.
- Seek alternative accommodation for Hope Support Services aiming to both save money and ensure increased accessibility for young people.

#### Structure, governance and management

Hope's Children & Young Peoples Support Services (Hope Support Services) is a company limited by guarantee and a registered charity. It is governed by its Articles of Association dated 22 February 2010 (revised 2 August 2022). In the event of the company being wound up directors are required to contribute an amount not exceeding £10.

The trustees, who are also the directors for the purpose of company law, and who served during the year and up to the date of signature of the financial statements were:

|               |                             |
|---------------|-----------------------------|
| N A Wardale   | (Resigned 10 December 2023) |
| L J Ryan      |                             |
| Z J Wilkinson |                             |
| R W Young     | (Resigned 10 December 2023) |
| L C Glover    |                             |
| C Attwood     |                             |
| H E Bolt      | (Appointed 1 October 2023)  |
| F J Meredith  | (Appointed 1 October 2023)  |

# HOPE'S CHILDREN & YOUNG PEOPLES SUPPORT SERVICES

## TRUSTEES REPORT (INCLUDING DIRECTORS' REPORT) (CONTINUED)

***FOR THE YEAR ENDED 30 JUNE 2024***

---

The directors of the company are also charity trustees for the purposes of charity law. All trustees gave their time voluntarily and received no benefits from the charity. Any expenses reclaimed from the charity are set out in the Financial Statements. Due to the nature of the work of the charity, there is a mix of business, educational and medical expertise within the board of trustees.

The trustees are familiar with the work of the charity, some having been involved since the early inception. New trustees are appointed by the existing trustees and are briefed on the objectives and work of the charity and provided with information and full supporting documentation including information on the statutory responsibilities of trustees. The trustees work with the CEO on a strategic level. The CEO has responsibility for the management of the charity.

The trustees report was approved by the Board of Trustees.

Z J Wilkinson

**Trustee**

26 November 2024

# HOPE'S CHILDREN & YOUNG PEOPLES SUPPORT SERVICES

## INDEPENDENT EXAMINER'S REPORT

### TO THE TRUSTEES OF HOPE'S CHILDREN & YOUNG PEOPLES SUPPORT SERVICES

---

I report to the trustees on my examination of the financial statements of Hope's Children & Young Peoples Support Services (the charity) for the year ended 30 June 2024.

#### **Responsibilities and basis of report**

As the trustees of the charity (and also its directors for the purposes of company law) you are responsible for the preparation of the financial statements in accordance with the requirements of the Companies Act 2006 (the 2006 Act).

Having satisfied myself that the financial statements of the charity are not required to be audited under Part 16 of the 2006 Act and are eligible for independent examination, I report in respect of my examination of the charity's financial statements carried out under section 145 of the Charities Act 2011 (the 2011 Act). In carrying out my examination I have followed all the applicable Directions given by the Charity Commission under section 145(5)(b) of the 2011 Act.

#### **Independent examiner's statement**

Since the charity's gross income exceeded £250,000 your examiner must be a member of a body listed in section 145 of the 2011 Act. I confirm that I am qualified to undertake the examination because I am a member of ACCA, which is one of the listed bodies.

I have completed my examination. I confirm that no matters have come to my attention in connection with the examination giving me cause to believe that in any material respect:

- 1 accounting records were not kept in respect of the charity as required by section 386 of the 2006 Act; or
- 2 the financial statements do not accord with those records; or
- 3 the financial statements do not comply with the accounting requirements of section 396 of the 2006 Act other than any requirement that the accounts give a true and fair view which is not a matter considered as part of an independent examination; or
- 4 the financial statements have not been prepared in accordance with the methods and principles of the Statement of Recommended Practice for accounting and reporting by charities applicable to charities preparing their accounts in accordance with the Financial Reporting Standard applicable in the UK and Republic of Ireland (FRS 102).

I have no concerns and have come across no other matters in connection with the examination to which attention should be drawn in this report in order to enable a proper understanding of the financial statements to be reached.

**Edward Richards FCCA**

#### **Thorne & Co.**

1 St Mary's Street  
Ross-on-Wye  
Herefordshire  
HR9 5HT  
England

Dated: 26 November 2024

# HOPE'S CHILDREN & YOUNG PEOPLES SUPPORT SERVICES

## STATEMENT OF FINANCIAL ACTIVITIES INCLUDING INCOME AND EXPENDITURE ACCOUNT

**FOR THE YEAR ENDED 30 JUNE 2024**

|                                      | Notes | Unrestricted funds<br>2024<br>£ | Restricted funds<br>2024<br>£ | Total<br>2024<br>£ | Unrestricted funds<br>2023<br>£ | Restricted funds<br>2023<br>£ | Total<br>2023<br>£ |
|--------------------------------------|-------|---------------------------------|-------------------------------|--------------------|---------------------------------|-------------------------------|--------------------|
| <b>Income from:</b>                  |       |                                 |                               |                    |                                 |                               |                    |
| Donations and legacies               | 3     | 67,175                          | 216,695                       | 283,870            | 30,916                          | 192,954                       | 223,870            |
| Other trading activities             | 4     | 13,883                          | -                             | 13,883             | 15,434                          | -                             | 15,434             |
| <b>Total income</b>                  |       | <u>81,058</u>                   | <u>216,695</u>                | <u>297,753</u>     | <u>46,350</u>                   | <u>192,954</u>                | <u>239,304</u>     |
| <b>Expenditure on:</b>               |       |                                 |                               |                    |                                 |                               |                    |
| Raising funds                        | 5     | 15,493                          | -                             | 15,493             | 16,995                          | -                             | 16,995             |
| Charitable activities                | 6     | 42,379                          | 211,698                       | 254,077            | 50,766                          | 183,225                       | 233,991            |
| <b>Total expenditure</b>             |       | <u>57,872</u>                   | <u>211,698</u>                | <u>269,570</u>     | <u>67,761</u>                   | <u>183,225</u>                | <u>250,986</u>     |
| Net gains/(losses) on investments    | 10    | 185                             | -                             | 185                | (374)                           | -                             | (374)              |
| <b>Net income/(expenditure)</b>      |       | <u>23,371</u>                   | <u>4,997</u>                  | <u>28,368</u>      | <u>(21,785)</u>                 | <u>9,729</u>                  | <u>(12,056)</u>    |
| Transfers between funds              |       | 10,169                          | (10,169)                      | -                  | 7,780                           | (7,780)                       | -                  |
| <b>Net movement in funds</b>         | 7     | <u>33,540</u>                   | <u>(5,172)</u>                | <u>28,368</u>      | <u>(14,005)</u>                 | <u>1,949</u>                  | <u>(12,056)</u>    |
| <b>Reconciliation of funds:</b>      |       |                                 |                               |                    |                                 |                               |                    |
| Fund balances at 1 July 2023         |       | <u>126,580</u>                  | <u>55,407</u>                 | <u>181,987</u>     | <u>140,585</u>                  | <u>53,458</u>                 | <u>194,043</u>     |
| <b>Fund balances at 30 June 2024</b> |       | <u>160,120</u>                  | <u>50,235</u>                 | <u>210,355</u>     | <u>126,580</u>                  | <u>55,407</u>                 | <u>181,987</u>     |

The statement of financial activities includes all gains and losses recognised in the year. All income and expenditure derive from continuing activities.

# HOPE'S CHILDREN & YOUNG PEOPLES SUPPORT SERVICES

## BALANCE SHEET

AS AT 30 JUNE 2024

---

|   | Notes | 2024<br>£      | £              | 2023<br>£      | £              |
|---|-------|----------------|----------------|----------------|----------------|
| <b>Fixed assets</b>                                   |       |                |                |                |                |
| Tangible assets                                       | 12    |                | 30,808         |                | 36,947         |
| <b>Current assets</b>                                 |       |                |                |                |                |
| Debtors   | 13    | 4,369          |                | 4,369          |                |
| Investments   | 14    | -              |                | 93,098         |                |
| Cash at bank and in hand                              |       | 176,022        |                | 58,020         |                |
|   |       | <u>180,391</u> |                | <u>155,487</u> |                |
| <b>Creditors: amounts falling due within one year</b> |       |                |                |                |                |
| Loans and overdrafts                                  | 15    | -              |                | 9,427          |                |
| Other creditors                                       | 16    | 844            |                | 1,020          |                |
|   |       | <u>844</u>     |                | <u>10,447</u>  |                |
| <b>Net current assets</b>                             |       |                | 179,547        |                | 145,040        |
| <b>Total assets less current liabilities</b>          |       |                | <u>210,355</u> |                | <u>181,987</u> |
| <b>The funds of the charity</b>                       |       |                |                |                |                |
| Restricted income funds                               | 18    | 50,235         |                | 55,407         |                |
| Unrestricted funds                                    | 19    | 160,120        |                | 126,580        |                |
|   |       | <u>210,355</u> |                | <u>181,987</u> |                |

The company is entitled to the exemption from the audit requirement contained in section 477 of the Companies Act 2006, for the year ended 30 June 2024.

The directors acknowledge their responsibilities for complying with the requirements of the Companies Act 2006 with respect to accounting records and the preparation of financial statements.

The members have not required the company to obtain an audit of its financial statements for the year in question in accordance with section 476.

These financial statements have been prepared in accordance with the provisions applicable to companies subject to the small companies regime.

The financial statements were approved by the trustees on 26 November 2024

Z J Wilkinson  
**Trustee**

Company registration number 07164190 (England and Wales)

# HOPE'S CHILDREN & YOUNG PEOPLES SUPPORT SERVICES

## NOTES TO THE FINANCIAL STATEMENTS

*FOR THE YEAR ENDED 30 JUNE 2024*

---

### 1 Accounting policies

#### Charity information

Hope's Children & Young Peoples Support Services is a private company limited by guarantee incorporated in England and Wales. The registered office is Overross House, Ross Park, Ross-On-Wye, Herefordshire, HR9 7US, England.

#### 1.1 Accounting convention

The financial statements have been prepared in accordance with the charity's governing document, the Companies Act 2006, FRS 102 "The Financial Reporting Standard applicable in the UK and Republic of Ireland" ("FRS 102") and the Charities SORP "Accounting and Reporting by Charities: Statement of Recommended Practice applicable to charities preparing their accounts in accordance with the Financial Reporting Standard applicable in the UK and Republic of Ireland (FRS 102)" (effective 1 January 2019). The charity is a Public Benefit Entity as defined by FRS 102.

The charity has taken advantage of the provisions in the SORP for charities not to prepare a Statement of Cash Flows.

The financial statements are prepared in sterling, which is the functional currency of the charity. Monetary amounts in these financial statements are rounded to the nearest £.

The financial statements have been prepared under the historical cost convention. The principal accounting policies adopted are set out below.

#### 1.2 Going concern

At the time of approving the financial statements, the trustees have a reasonable expectation that the charity has adequate resources to continue in operational existence for the foreseeable future. Thus the trustees continue to adopt the going concern basis of accounting in preparing the financial statements.

#### 1.3 Charitable funds

Unrestricted funds are available for use at the discretion of the trustees in furtherance of their charitable objectives.

Restricted funds are subject to specific conditions by donors or grantors as to how they may be used. The purposes and uses of the restricted funds are set out in the notes to the financial statements.

Endowment funds are subject to specific conditions by donors that the capital must be maintained by the charity.

#### 1.4 Income

Income is recognised when the charity is legally entitled to it after any performance conditions have been met, the amounts can be measured reliably, and it is probable that income will be received.

Cash donations are recognised on receipt. Other donations are recognised once the charity has been notified of the donation, unless performance conditions require deferral of the amount. Income tax recoverable in relation to donations received under Gift Aid or deeds of covenant is recognised at the time of the donation.

Legacies are recognised on receipt or otherwise if the charity has been notified of an impending distribution, the amount is known, and receipt is expected. If the amount is not known, the legacy is treated as a contingent asset.

# HOPE'S CHILDREN & YOUNG PEOPLES SUPPORT SERVICES

## NOTES TO THE FINANCIAL STATEMENTS (CONTINUED)

FOR THE YEAR ENDED 30 JUNE 2024

---

### 1 Accounting policies

(Continued)

#### 1.5 Expenditure

Expenditure is recognised once there is a legal or constructive obligation to transfer economic benefit to a third party, it is probable that a transfer of economic benefits will be required in settlement, and the amount of the obligation can be measured reliably.

Expenditure is classified by activity. The costs of each activity are made up of the total of direct costs and shared costs, including support costs involved in undertaking each activity. Direct costs attributable to a single activity are allocated directly to that activity. Shared costs which contribute to more than one activity and support costs which are not attributable to a single activity are apportioned between those activities on a basis consistent with the use of resources. Central staff costs are allocated on the basis of time spent, and depreciation charges are allocated on the portion of the asset's use.

#### 1.6 Tangible fixed assets

Tangible fixed assets are initially measured at cost and subsequently measured at cost or valuation, net of depreciation and any impairment losses.

Depreciation is recognised so as to write off the cost or valuation of assets less their residual values over their useful lives on the following bases:

|                     |             |
|---------------------|-------------|
| Plant and equipment | 25% on cost |
| Computers           | 25% on cost |
| App                 | 25% on cost |

The gain or loss arising on the disposal of an asset is determined as the difference between the sale proceeds and the carrying value of the asset, and is recognised in the statement of financial activities.

#### 1.7 Impairment of fixed assets

At each reporting end date, the charity reviews the carrying amounts of its tangible assets to determine whether there is any indication that those assets have suffered an impairment loss. If any such indication exists, the recoverable amount of the asset is estimated in order to determine the extent of the impairment loss (if any).

#### 1.8 Cash and cash equivalents

Cash and cash equivalents include cash in hand, deposits held at call with banks, other short-term liquid investments with original maturities of three months or less, and bank overdrafts. Bank overdrafts are shown within borrowings in current liabilities.

#### 1.9 Financial instruments

The charity has elected to apply the provisions of Section 11 'Basic Financial Instruments' and Section 12 'Other Financial Instruments Issues' of FRS 102 to all of its financial instruments.

Financial instruments are recognised in the charity's balance sheet when the charity becomes party to the contractual provisions of the instrument.

Financial assets and liabilities are offset, with the net amounts presented in the financial statements, when there is a legally enforceable right to set off the recognised amounts and there is an intention to settle on a net basis or to realise the asset and settle the liability simultaneously.

# HOPE'S CHILDREN & YOUNG PEOPLES SUPPORT SERVICES

## NOTES TO THE FINANCIAL STATEMENTS (CONTINUED)

FOR THE YEAR ENDED 30 JUNE 2024

---

### 1 Accounting policies

(Continued)

#### **Basic financial assets**

Basic financial assets, which include debtors and cash and bank balances, are initially measured at transaction price including transaction costs and are subsequently carried at amortised cost using the effective interest method unless the arrangement constitutes a financing transaction, where the transaction is measured at the present value of the future receipts discounted at a market rate of interest. Financial assets classified as receivable within one year are not amortised.

#### **Basic financial liabilities**

Basic financial liabilities, including creditors and bank loans are initially recognised at transaction price unless the arrangement constitutes a financing transaction, where the debt instrument is measured at the present value of the future payments discounted at a market rate of interest. Financial liabilities classified as payable within one year are not amortised.

Debt instruments are subsequently carried at amortised cost, using the effective interest rate method.

Trade creditors are obligations to pay for goods or services that have been acquired in the ordinary course of operations from suppliers. Amounts payable are classified as current liabilities if payment is due within one year or less. If not, they are presented as non-current liabilities. Trade creditors are recognised initially at transaction price and subsequently measured at amortised cost using the effective interest method.

#### **Derecognition of financial liabilities**

Financial liabilities are derecognised when the charity's contractual obligations expire or are discharged or cancelled.

#### 1.10 Employee benefits

The cost of any unused holiday entitlement is recognised in the period in which the employee's services are received.

Termination benefits are recognised immediately as an expense when the charity is demonstrably committed to terminate the employment of an employee or to provide termination benefits.

#### 1.11 Retirement benefits

Payments to defined contribution retirement benefit schemes are charged as an expense as they fall due.

### 2 Critical accounting estimates and judgements

In the application of the charity's accounting policies, the trustees are required to make judgements, estimates and assumptions about the carrying amount of assets and liabilities that are not readily apparent from other sources. The estimates and associated assumptions are based on historical experience and other factors that are considered to be relevant. Actual results may differ from these estimates.

The estimates and underlying assumptions are reviewed on an ongoing basis. Revisions to accounting estimates are recognised in the period in which the estimate is revised where the revision affects only that period, or in the period of the revision and future periods where the revision affects both current and future periods.

**HOPE'S CHILDREN & YOUNG PEOPLES SUPPORT SERVICES**

**NOTES TO THE FINANCIAL STATEMENTS (CONTINUED)**

**FOR THE YEAR ENDED 30 JUNE 2024**

| 3 Donations and legacies | Unrestricted funds |        | Restricted funds |         | Total   |         |
|--------------------------|--------------------|--------|------------------|---------|---------|---------|
|                          | 2024               | 2023   | 2024             | 2023    | 2024    | 2023    |
|                          | £                  | £      | £                | £       | £       | £       |
| Donations and grants     | 67,175             | 30,916 | 216,695          | 192,954 | 283,870 | 223,870 |

# HOPE'S CHILDREN & YOUNG PEOPLES SUPPORT SERVICES

## NOTES TO THE FINANCIAL STATEMENTS (CONTINUED)

FOR THE YEAR ENDED 30 JUNE 2024

### 4 Income from other trading activities

|                    | Unrestricted<br>funds<br>2024<br>£ | Unrestricted<br>funds<br>2023<br>£ |
|--------------------|------------------------------------|------------------------------------|
| Fundraising events | 13,883                             | 15,434                             |

### 5 Expenditure on raising funds

|                                  | Unrestricted<br>funds<br>2024<br>£ | Unrestricted<br>funds<br>2023<br>£ |
|----------------------------------|------------------------------------|------------------------------------|
| <b>Fundraising and publicity</b> |                                    |                                    |
| Staging fundraising events       | 770                                | 1,121                              |
| Staff costs                      | 14,723                             | 15,874                             |
|                                  | <u>15,493</u>                      | <u>16,995</u>                      |

### 6 Expenditure on charitable activities

|   | Projects<br>2024<br>£ | Projects<br>2023<br>£ |
|---|-----------------------|-----------------------|
| <b>Direct costs</b>                           |                       |                       |
| Staff costs                                   | 186,476               | 170,310               |
| Depreciation and impairment                   | 16,307                | 16,007                |
| Insurance                                     | 860                   | 1,111                 |
| Telephone                                     | 3,807                 | 2,598                 |
| Accountancy and legal fees                    | 1,143                 | 1,047                 |
| Publicity                                     | 90                    | 702                   |
| Printing, stationery and computer consumables | 4,247                 | 4,006                 |
| Premises                                      | 19,736                | 19,736                |
| Other costs                                   | 21,411                | 18,474                |
|   | <u>254,077</u>        | <u>233,991</u>        |
| <b>Analysis by fund</b>                       |                       |                       |
| Unrestricted funds                            | 42,379                | 50,766                |
| Restricted funds                              | 211,698               | 183,225               |
|   | <u>254,077</u>        | <u>233,991</u>        |

# HOPE'S CHILDREN & YOUNG PEOPLES SUPPORT SERVICES

## NOTES TO THE FINANCIAL STATEMENTS (CONTINUED)

FOR THE YEAR ENDED 30 JUNE 2024

---

|   |                   |                   |
|---|-------------------|-------------------|
| <b>7 Net movement in funds</b>                                  | <b>2024</b>       | <b>2023</b>       |
|   | £                 | £                 |
| The net movement in funds is stated after charging/(crediting): |                   |                   |
| Depreciation of owned tangible fixed assets                     | 16,307            | 16,007            |
|   | <u>          </u> | <u>          </u> |

### 8 Trustees

None of the trustees (or any persons connected with them) received any remuneration or benefits from the charity during the year.

### 9 Employees

The average monthly number of employees during the year was:

|                  | <b>2024</b>       | <b>2023</b>       |
|------------------|-------------------|-------------------|
|                  | <b>Number</b>     | <b>Number</b>     |
| Management       | 3                 | 2                 |
| Service Delivery | 6                 | 8                 |
| Fundraising      | 1                 | -                 |
|                  | <u>          </u> | <u>          </u> |
| Total            | 10                | 10                |
|                  | <u>          </u> | <u>          </u> |

| <b>Employment costs</b> | <b>2024</b>       | <b>2023</b>       |
|-------------------------|-------------------|-------------------|
|                         | £                 | £                 |
| Wages and salaries      | 197,626           | 182,051           |
| Other pension costs     | 3,573             | 4,133             |
|                         | <u>          </u> | <u>          </u> |
|                         | 201,199           | 186,184           |
|                         | <u>          </u> | <u>          </u> |

There were no employees whose annual remuneration was more than £60,000.

### 10 Gains and losses on investments

|                            | <b>Unrestricted</b> | <b>Unrestricted</b> |
|----------------------------|---------------------|---------------------|
|                            | <b>funds</b>        | <b>funds</b>        |
|                            | <b>2024</b>         | <b>2023</b>         |
|                            | £                   | £                   |
| Gains/(losses) arising on: |                     |                     |
| Revaluation of investments | 185                 | (374)               |
|                            | <u>          </u>   | <u>          </u>   |

### 11 Taxation

The charity is exempt from taxation on its activities because all its income is applied for charitable purposes.

# HOPE'S CHILDREN & YOUNG PEOPLES SUPPORT SERVICES

## NOTES TO THE FINANCIAL STATEMENTS (CONTINUED)

FOR THE YEAR ENDED 30 JUNE 2024

### 12 Tangible fixed assets

|                                    | Plant and<br>equipment | Computers | App    | Total  |
|------------------------------------|------------------------|-----------|--------|--------|
|                                    | £                      | £         | £      | £      |
| <b>Cost</b>                        |                        |           |        |        |
| At 1 July 2023                     | 228                    | 23,694    | 43,974 | 67,896 |
| Additions                          | -                      | 10,169    | -      | 10,169 |
| At 30 June 2024                    | 228                    | 33,863    | 43,974 | 78,065 |
| <b>Depreciation and impairment</b> |                        |           |        |        |
| At 1 July 2023                     | 228                    | 16,064    | 14,658 | 30,950 |
| Depreciation charged in the year   | -                      | 5,313     | 10,994 | 16,307 |
| At 30 June 2024                    | 228                    | 21,377    | 25,652 | 47,257 |
| <b>Carrying amount</b>             |                        |           |        |        |
| At 30 June 2024                    | -                      | 12,486    | 18,322 | 30,808 |
| At 30 June 2023                    | -                      | 7,631     | 29,316 | 36,947 |

### 13 Debtors

|   | 2024  | 2023  |
|---|-------|-------|
|   | £     | £     |
| <b>Amounts falling due within one year:</b> |       |       |
| Prepayments and accrued income              | 4,369 | 4,369 |

### 14 Current asset investments

|                    | 2024 | 2023   |
|--------------------|------|--------|
|                    | £    | £      |
| Listed investments | -    | 93,098 |

### 15 Loans and overdrafts

|                         | 2024 | 2023  |
|-------------------------|------|-------|
|                         | £    | £     |
| Bank overdrafts         | -    | 9,427 |
| Payable within one year | -    | 9,427 |

# HOPE'S CHILDREN & YOUNG PEOPLES SUPPORT SERVICES

## NOTES TO THE FINANCIAL STATEMENTS (CONTINUED)

FOR THE YEAR ENDED 30 JUNE 2024

### 16 Other creditors falling due within one year

|                              | 2024<br>£  | 2023<br>£    |
|------------------------------|------------|--------------|
| Trade creditors              | 400        | 600          |
| Accruals and deferred income | 444        | 420          |
|                              | <u>844</u> | <u>1,020</u> |

### 17 Retirement benefit schemes

|   | 2024<br>£    | 2023<br>£    |
|---|--------------|--------------|
| <b>Defined contribution schemes</b>                                 |              |              |
| Charge to profit or loss in respect of defined contribution schemes | 3,573        | 4,133        |
|   | <u>3,573</u> | <u>4,133</u> |

The charity operates a defined contribution pension scheme for all qualifying employees. The assets of the scheme are held separately from those of the charity in an independently administered fund.

### 18 Restricted funds

The restricted funds of the charity comprise the unexpended balances of donations and grants held on trust subject to specific conditions by donors as to how they may be used.

|                       | At 1 July 2023<br>£ | Incoming<br>resources<br>£ | Resources<br>expended<br>£ | Transfers<br>£  | At 30 June<br>2024<br>£ |
|-----------------------|---------------------|----------------------------|----------------------------|-----------------|-------------------------|
|                       | 55,407              | 216,695                    | (211,698)                  | (10,169)        | 50,235                  |
|                       | <u>55,407</u>       | <u>216,695</u>             | <u>(211,698)</u>           | <u>(10,169)</u> | <u>50,235</u>           |
| <b>Previous year:</b> |                     |                            |                            |                 |                         |
|                       | At 1 July 2022<br>£ | Incoming<br>resources<br>£ | Resources<br>expended<br>£ | Transfers<br>£  | At 30 June<br>2023<br>£ |
|                       | 53,458              | 192,954                    | (183,225)                  | (7,780)         | 55,407                  |
|                       | <u>53,458</u>       | <u>192,954</u>             | <u>(183,225)</u>           | <u>(7,780)</u>  | <u>55,407</u>           |

### 19 Unrestricted funds

The unrestricted funds of the charity comprise the unexpended balances of donations and grants which are not subject to specific conditions by donors and grantors as to how they may be used. These include designated funds which have been set aside out of unrestricted funds by the trustees for specific purposes.

|               | At 1 July 2023<br>£ | Incoming<br>resources<br>£ | Resources<br>expended<br>£ | Transfers<br>£ | Gains and<br>losses<br>£ | At 30 June<br>2024<br>£ |
|---------------|---------------------|----------------------------|----------------------------|----------------|--------------------------|-------------------------|
| General funds | 126,580             | 81,058                     | (57,872)                   | 10,169         | 185                      | 160,120                 |
|               | <u>126,580</u>      | <u>81,058</u>              | <u>(57,872)</u>            | <u>10,169</u>  | <u>185</u>               | <u>160,120</u>          |

# HOPE'S CHILDREN & YOUNG PEOPLES SUPPORT SERVICES

## NOTES TO THE FINANCIAL STATEMENTS (CONTINUED)

FOR THE YEAR ENDED 30 JUNE 2024

### 19 Unrestricted funds (Continued)

| Previous year: At 1 July 2022 | Incoming resources | Resources expended | Transfers | Gains and losses | At 30 June 2023 |         |
|-------------------------------|--------------------|--------------------|-----------|------------------|-----------------|---------|
| £                             | £                  | £                  | £         | £                | £               |         |
| General funds                 | 140,585            | 46,350             | (67,761)  | 7,780            | (374)           | 126,580 |

### 20 Analysis of net assets between funds

|                              | Unrestricted funds | Restricted funds | Total          |
|------------------------------|--------------------|------------------|----------------|
|                              | 2024               | 2024             | 2024           |
|                              | £                  | £                | £              |
| <b>At 30 June 2024:</b>      |                    |                  |                |
| Tangible assets              | 30,808             | -                | 30,808         |
| Current assets/(liabilities) | 129,312            | 50,235           | 179,547        |
|                              | <u>160,120</u>     | <u>50,235</u>    | <u>210,355</u> |
|                              |                    |                  |                |
|                              | Unrestricted funds | Restricted funds | Total          |
|                              | 2023               | 2023             | 2023           |
|                              | £                  | £                | £              |
| <b>At 30 June 2023:</b>      |                    |                  |                |
| Tangible assets              | 36,947             | -                | 36,947         |
| Current assets/(liabilities) | 89,633             | 55,407           | 145,040        |
|                              | <u>126,580</u>     | <u>55,407</u>    | <u>181,987</u> |

### 21 Designated Funds

The Youth Management Team manages its own designated fund, and uses it to fundraise for activities such as youth sessions and Hope on the Road trips - ensuring Hope remains a charity of young people, for young people. The amount designated at year end was £2,213 (2023-£2,113).

# HOPE'S CHILDREN & YOUNG PEOPLES SUPPORT SERVICES

## NOTES TO THE FINANCIAL STATEMENTS (CONTINUED)

FOR THE YEAR ENDED 30 JUNE 2024

---

### 22 Operating lease commitments

#### Lessee

At the reporting end date the charity had outstanding commitments for future minimum lease payments under non-cancellable operating leases, which fall due as follows:

|                            | <b>2024</b>   | <b>2023</b>   |
|----------------------------|---------------|---------------|
|                            | £             | £             |
| Within one year            | 12,464        | 18,696        |
| Between two and five years | -             | 12,464        |
|                            | <u>12,464</u> | <u>31,160</u> |

#### Lessor

### 23 Related party transactions

There were no disclosable related party transactions during the year (2023 - none).

**HOPE'S CHILDREN & YOUNG PEOPLES SUPPORT SERVICES**

England & Wales - Charity number 1135680

---

# Accounts

---

Charity registration number 1135680

Company registration number 07164190 (England and Wales)

**HOPE'S CHILDREN & YOUNG PEOPLES SUPPORT SERVICES  
ANNUAL REPORT AND UNAUDITED FINANCIAL STATEMENTS  
FOR THE YEAR ENDED 30 JUNE 2023**

# HOPE'S CHILDREN & YOUNG PEOPLES SUPPORT SERVICES

## LEGAL AND ADMINISTRATIVE INFORMATION

---

|                      |  |                                  |
|----------------------|--|----------------------------------|
| Trustees             | N A Wardale<br>L J Ryan<br>Z J Wilkinson<br>R W Young<br>L C Glover<br>C Attwood         | (Appointed 28 September<br>2022) |
| Charity number       | 1135680  |                                  |
| Company number       | 07164190   |                                  |
| Registered office    | Overross House<br>Ross Park<br>Ross-On-Wye<br>Herefordshire<br>England<br>HR9 7US        |                                  |
| Independent examiner | Thorne & Co.<br>1 St Mary's Street<br>Ross-on-Wye<br>Herefordshire<br>England<br>HR9 5HT |                                  |

---

# HOPE'S CHILDREN & YOUNG PEOPLES SUPPORT SERVICES

## CONTENTS

---

|                                   | Page   |
|-----------------------------------|--------|
| Trustees report                   | 1 - 4  |
| Independent examiner's report     | 5      |
| Statement of financial activities | 6      |
| Balance sheet                     | 7 - 8  |
| Notes to the financial statements | 9 - 17 |

---

# HOPE'S CHILDREN & YOUNG PEOPLES SUPPORT SERVICES

## TRUSTEES REPORT (INCLUDING DIRECTORS' REPORT)

*FOR THE YEAR ENDED 30 JUNE 2023*

---

The trustees present their annual report and financial statements for the year ended 30 June 2023.

The financial statements have been prepared in accordance with the accounting policies set out in note 1 to the financial statements and comply with the charity's governing document, the Companies Act 2006 and "Accounting and Reporting by Charities: Statement of Recommended Practice applicable to charities preparing their accounts in accordance with the Financial Reporting Standard applicable in the UK and Republic of Ireland (FRS 102)" (effective 1 January 2019).

### Objectives and activities

Our charity's objectives are as set out in the Articles of Association:

"To relieve the mental and physical sickness of persons resident in the United Kingdom, in particular children and young people suffering from bereavement or loss or a serious health crisis of a family member by the provision of workshops and support.

"To advance the education of professionals working with children and young people suffering from bereavement, loss or the serious illness of a family member by the provision of training."

The following quotation is pertinent to the setting of our aims and objectives; "Children who experience three or more stressful life events, such as family bereavements, divorce or serious illness are significantly more likely to develop emotional and behavioural disorders" (Source: The Office for National Statistics 21st October 2008).

### Main Objectives for the Year July 2022-June 2023

The trustees have had regard to the guidance issued by the Charity Commission on public benefit and the summary of the main activities for the year are:

1. Expand the financial scope of the charity to ensure diversification and source income from alternative and sustainable streams.
2. Further develop our blended service to effectively support 5–25-year-olds with a range of options for digital and face-to-face engagement via home or school.
3. Continue promoting and expanding throughout Herefordshire and beyond with a focus on partnerships with schools, hospitals, and hospices
4. Continued development of an effective management structure including Trustees, the Youth Management Team, and Senior Staff. Development of existing workforce and recruitment of experienced and qualified staff to meet the growing demands for the Hope service
5. To continue to develop operational systems, policies and procedures to ensure the safeguarding of service users and staff.

Volunteers contribute to the work of the charity supporting by fundraising, but also in administration, publicity, marketing and support at youth sessions and activities. All members of staff also volunteer on a regular basis. The Youth Management Team (Y-Team) are all volunteers and are a significant part of the organisation.

# HOPE'S CHILDREN & YOUNG PEOPLES SUPPORT SERVICES

## TRUSTEES REPORT (INCLUDING DIRECTORS' REPORT) (CONTINUED)

FOR THE YEAR ENDED 30 JUNE 2023

---

### Achievements and performance

Significant achievements this year include:

Procurement of funding for allocated provision and core costs from a range of sources including The Eveson Trust and St James' Place Charitable Foundation.

Development of age-appropriate resources available in an A4 pack to inform and assist families following a diagnosis - The Hope Support Pack

Hope provided consultancy for a long-running storyline featured in BBC's Eastenders

Continued provision of regular sessions delivered by the frontline team to young people across Herefordshire being accessed by growing numbers.

Growth of online service in Herefordshire and beyond supporting increasing numbers of young people:

433 CYP supported in total over the year  
207 of these accessed for the first time over the year  
Just under 1500 one-to-ones provided (1471)

90 CYP attended youth sessions a total of 430 times  
75 CYP attended trips and activities a total of 125 times

Both the Youth Management Team and Advisory Team continue to thrive. The Y-Team had 10 members, two of whom were new to the group. Among other activities, they created a moving video entitled 'What it is like to have a loved one who is seriously ill' earlier this year and public response has been very positive. Including the work of this group and the Trustees, the charity benefitted from over 1000 volunteer hours over the course of the year.

### Financial review

The economic downturn and the difficulty that the charitable sector has faced during the last twelve months in raising funds has continued to make the delivery of our services come under pressure. However, the team has worked tirelessly and funding has been forthcoming from many sources, allowing our valuable delivery to work fully throughout the year. The year's total income was £239,304. Face to Face services to children and young people have grown and developed and we have ended the financial year with a small loss of £12,056. Our investment reserves now stand at £93,098 and we are in the process of transferring to an interest earning saving account.

### Funding sources

We are grateful to all the funders, large and small who have supported our charity throughout the year. Funding for the Charity sector remains extremely reduced and our sources have been outstanding in supporting our work. The National Lottery Community Fund has continued to be our largest donor but monies from many other charitable trusts, coupled with individual and local group donations and fundraising events have been exceptional.

### Reserves Policy

The trustees continue to maintain the reserves policy. Our investment is managed cautiously, in ethical and socially responsible funds. This investment represents around six months reserves. The trustees will continue to have unrestricted reserves to ensure as far as possible that the work of the charity can continue and vital costs can be met, should the economic situation change in future financial years or new opportunities arise.

# HOPE'S CHILDREN & YOUNG PEOPLES SUPPORT SERVICES

## TRUSTEES REPORT (INCLUDING DIRECTORS' REPORT) (CONTINUED)

FOR THE YEAR ENDED 30 JUNE 2023

---

### Plans for future periods

#### Aims and Objectives for the Future:

- Continued development of Board to best use skills and expertise available and access additional expertise with the intent of maintaining robust governance which allows for the potential growth of Hope Support Services
- Safeguard the economic sustainability of the charity through the development of a finance strategy focusing on non-restricted and sustainable income streams
- Strategic approach to raising awareness of Hope Support Services within Herefordshire and the surrounding counties with an aim to introducing a membership base
- Development of education programme for adults involved in supporting young people in schools and via affiliated charities
- Development of fundraising strategy to ensure ongoing provision for core costs alongside the funding of charity projects

#### Structure, governance and management

Hope's Children & Young Peoples Support Services (Hope Support Services) is a company limited by guarantee and a registered charity. It is governed by its Articles of Association dated 22 February 2010 (revised 2 August 2022). In the event of the company being wound up directors are required to contribute an amount not exceeding £10.

The trustees, who are also the directors for the purpose of company law, and who served during the year and up to the date of signature of the financial statements were:

N A Wardale

L J Ryan

J A Clapp

(Resigned 16 July 2022)

Z J Wilkinson

R W Young

L C Glover

C Attwood

(Appointed 28 September 2022)

The directors of the company are also charity trustees for the purposes of charity law. All trustees gave their time voluntarily and received no benefits from the charity. Any expenses reclaimed from the charity are set out in the Financial Statements. Due to the nature of the work of the charity, there is a mix of business, educational and medical expertise within the board of trustees.

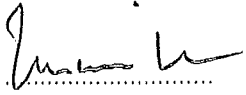
The trustees are familiar with the work of the charity, some having been involved since the early inception. New trustees are appointed by the existing trustees and are briefed on the objectives and work of the charity and provided with information and full supporting documentation including information on the statutory responsibilities of trustees. The trustees work with the CEO on a strategic level. The CEO has responsibility for the management of the charity.

HOPE'S CHILDREN & YOUNG PEOPLES SUPPORT SERVICES

TRUSTEES REPORT (INCLUDING DIRECTORS' REPORT) (CONTINUED)  
FOR THE YEAR ENDED 30 JUNE 2023

---

The trustees report was approved by the Board of Trustees.



Z J Wilkinson  
Trustee

Date: 30/11/23

# HOPE'S CHILDREN & YOUNG PEOPLES SUPPORT SERVICES

## INDEPENDENT EXAMINER'S REPORT

### TO THE TRUSTEES OF HOPE'S CHILDREN & YOUNG PEOPLES SUPPORT SERVICES

---

I report to the trustees on my examination of the financial statements of Hope's Children & Young Peoples Support Services (the charity) for the year ended 30 June 2023.

#### Responsibilities and basis of report

As the trustees of the charity (and also its directors for the purposes of company law) you are responsible for the preparation of the financial statements in accordance with the requirements of the Companies Act 2006 (the 2006 Act).

Having satisfied myself that the financial statements of the charity are not required to be audited under Part 16 of the 2006 Act and are eligible for independent examination, I report in respect of my examination of the charity's financial statements carried out under section 145 of the Charities Act 2011 (the 2011 Act). In carrying out my examination I have followed all the applicable Directions given by the Charity Commission under section 145(5)(b) of the 2011 Act.

#### Independent examiner's statement

I have completed my examination. I confirm that no matters have come to my attention in connection with the examination giving me cause to believe that in any material respect:

- 1 accounting records were not kept in respect of the charity as required by section 386 of the 2006 Act; or
- 2 the financial statements do not accord with those records; or
- 3 the financial statements do not comply with the accounting requirements of section 396 of the 2006 Act other than any requirement that the accounts give a true and fair view which is not a matter considered as part of an independent examination; or
- 4 the financial statements have not been prepared in accordance with the methods and principles of the Statement of Recommended Practice for accounting and reporting by charities applicable to charities preparing their accounts in accordance with the Financial Reporting Standard applicable in the UK and Republic of Ireland (FRS 102).

I have no concerns and have come across no other matters in connection with the examination to which attention should be drawn in this report in order to enable a proper understanding of the financial statements to be reached.

**Thorne & Co.**

1 St Mary's Street  
Ross-on-Wye  
Herefordshire  
HR9 5HT  
England

Dated: .....

# HOPE'S CHILDREN & YOUNG PEOPLES SUPPORT SERVICES

## STATEMENT OF FINANCIAL ACTIVITIES INCLUDING INCOME AND EXPENDITURE ACCOUNT

FOR THE YEAR ENDED 30 JUNE 2023

|   | Notes | Unrestricted<br>funds<br>2023<br>£ | Restricted<br>funds<br>2023<br>£ | Total<br>2023<br>£    | Unrestricted<br>funds<br>2022<br>£ | Restricted<br>funds<br>2022<br>£ | Total<br>2022<br>£    |
|---|-------|------------------------------------|----------------------------------|-----------------------|------------------------------------|----------------------------------|-----------------------|
| <b>Income from:</b>                                       |       |                                    |                                  |                       |                                    |                                  |                       |
| Donations and legacies                                    | 3     | 30,916                             | 192,954                          | 223,870               | 20,601                             | 174,809                          | 195,410               |
| Other trading activities                                  | 4     | 15,434                             | -                                | 15,434                | 3,293                              | -                                | 3,293                 |
| <b>Total income</b>                                       |       | <u>46,350</u>                      | <u>192,954</u>                   | <u>239,304</u>        | <u>23,894</u>                      | <u>174,809</u>                   | <u>198,703</u>        |
| <b>Expenditure on:</b>                                    |       |                                    |                                  |                       |                                    |                                  |                       |
| Raising funds   | 5     | 16,995                             | -                                | 16,995                | 15,912                             | 322                              | 16,234                |
| Charitable activities                                     | 6     | 50,766                             | 183,225                          | 233,991               | 52,999                             | 173,133                          | 226,132               |
| <b>Total expenditure</b>                                  |       | <u>67,761</u>                      | <u>183,225</u>                   | <u>250,986</u>        | <u>68,911</u>                      | <u>173,455</u>                   | <u>242,366</u>        |
| Net gains/(losses) on investments                         | 9     | (374)                              | -                                | (374)                 | (851)                              | -                                | (851)                 |
| <b>Net (outgoing)/incoming resources before transfers</b> |       | <u>(21,785)</u>                    | <u>9,729</u>                     | <u>(12,056)</u>       | <u>(45,868)</u>                    | <u>1,354</u>                     | <u>(44,514)</u>       |
| Gross transfers between funds                             |       | 7,780                              | (7,780)                          | -                     | 2,011                              | (2,011)                          | -                     |
| <b>Net movement in funds</b>                              |       | <u>(14,005)</u>                    | <u>1,949</u>                     | <u>(12,056)</u>       | <u>(43,857)</u>                    | <u>(657)</u>                     | <u>(44,514)</u>       |
| Fund balances at 1 July 2022                              |       | <u>140,585</u>                     | <u>53,458</u>                    | <u>194,043</u>        | <u>184,442</u>                     | <u>54,115</u>                    | <u>238,557</u>        |
| <b>Fund balances at 30 June 2023</b>                      |       | <u><u>126,580</u></u>              | <u><u>55,407</u></u>             | <u><u>181,987</u></u> | <u><u>140,585</u></u>              | <u><u>53,458</u></u>             | <u><u>194,043</u></u> |

The statement of financial activities includes all gains and losses recognised in the year.

All income and expenditure derive from continuing activities.

The statement of financial activities also complies with the requirements for an income and expenditure account under the Companies Act 2006.

# HOPE'S CHILDREN & YOUNG PEOPLES SUPPORT SERVICES

## BALANCE SHEET

AS AT 30 JUNE 2023

|   | Notes | 2023<br>£      | £              | 2022<br>£      | £              |
|---|-------|----------------|----------------|----------------|----------------|
| <b>Fixed assets</b>                                   |       |                |                |                |                |
| Tangible assets                                       | 11    |                | 36,947         |                | 44,248         |
| <b>Current assets</b>                                 |       |                |                |                |                |
| Debtors   | 12    | 4,369          |                | 4,369          |                |
| Investments   | 13    | 93,098         |                | 108,472        |                |
| Cash at bank and in hand                              |       | 58,020         |                | 57,762         |                |
|   |       | <u>155,487</u> |                | <u>170,603</u> |                |
| <b>Creditors: amounts falling due within one year</b> |       |                |                |                |                |
| Loans and overdrafts                                  | 14    | 9,427          |                | 19,968         |                |
| Other creditors                                       | 15    | 1,020          |                | 840            |                |
|   |       | <u>10,447</u>  |                | <u>20,808</u>  |                |
| Net current assets                                    |       |                | 145,040        |                | 149,795        |
| <b>Total assets less current liabilities</b>          |       |                | <u>181,987</u> |                | <u>194,043</u> |
| <b>Income funds</b>                                   |       |                |                |                |                |
| Restricted funds                                      |       |                | 55,407         |                | 53,458         |
| Unrestricted funds                                    |       |                | 126,580        |                | 140,585        |
|   |       |                | <u>181,987</u> |                | <u>194,043</u> |

# HOPE'S CHILDREN & YOUNG PEOPLES SUPPORT SERVICES

## BALANCE SHEET (CONTINUED)

AS AT 30 JUNE 2023

---


The company is entitled to the exemption from the audit requirement contained in section 477 of the Companies Act 2006, for the year ended 30 June 2023.

The directors acknowledge their responsibilities for complying with the requirements of the Companies Act 2006 with respect to accounting records and the preparation of financial statements.

The members have not required the company to obtain an audit of its financial statements for the year in question in accordance with section 476.

These financial statements have been prepared in accordance with the provisions applicable to companies subject to the small companies regime.

The financial statements were approved by the Trustees on ...30/11/23



Z J Wilkinson  
Trustee

Company registration number 07164190

# HOPE'S CHILDREN & YOUNG PEOPLES SUPPORT SERVICES

## NOTES TO THE FINANCIAL STATEMENTS

FOR THE YEAR ENDED 30 JUNE 2023

---

### 1 Accounting policies

#### Charity information

Hope's Children & Young Peoples Support Services is a private company limited by guarantee incorporated in England and Wales. The registered office is Overross House, Ross Park, Ross-On-Wye, Herefordshire, HR9 7US, England.

#### 1.1 Accounting convention

The financial statements have been prepared in accordance with the charity's governing document, the Companies Act 2006, FRS 102 "The Financial Reporting Standard applicable in the UK and Republic of Ireland" ("FRS 102") and the Charities SORP "Accounting and Reporting by Charities: Statement of Recommended Practice applicable to charities preparing their accounts in accordance with the Financial Reporting Standard applicable in the UK and Republic of Ireland (FRS 102)" (effective 1 January 2019). The charity is a Public Benefit Entity as defined by FRS 102.

The charity has taken advantage of the provisions in the SORP for charities not to prepare a Statement of Cash Flows.

The financial statements are prepared in sterling, which is the functional currency of the charity. Monetary amounts in these financial statements are rounded to the nearest £.

The financial statements have been prepared under the historical cost convention. The principal accounting policies adopted are set out below.

#### 1.2 Going concern

At the time of approving the financial statements, the trustees have a reasonable expectation that the charity has adequate resources to continue in operational existence for the foreseeable future. Thus the trustees continue to adopt the going concern basis of accounting in preparing the financial statements.

#### 1.3 Charitable funds

Unrestricted funds are available for use at the discretion of the trustees in furtherance of their charitable objectives.

Restricted funds are subject to specific conditions by donors as to how they may be used. The purposes and uses of the restricted funds are set out in the notes to the financial statements.

Endowment funds are subject to specific conditions by donors that the capital must be maintained by the charity.

#### 1.4 Income

Income is recognised when the charity is legally entitled to it after any performance conditions have been met, the amounts can be measured reliably, and it is probable that income will be received.

Cash donations are recognised on receipt. Other donations are recognised once the charity has been notified of the donation, unless performance conditions require deferral of the amount. Income tax recoverable in relation to donations received under Gift Aid or deeds of covenant is recognised at the time of the donation.

Legacies are recognised on receipt or otherwise if the charity has been notified of an impending distribution, the amount is known, and receipt is expected. If the amount is not known, the legacy is treated as a contingent asset.

# HOPE'S CHILDREN & YOUNG PEOPLES SUPPORT SERVICES

## NOTES TO THE FINANCIAL STATEMENTS (CONTINUED)

FOR THE YEAR ENDED 30 JUNE 2023

---

### 1 Accounting policies

(Continued)

#### 1.5 Expenditure

Expenditure is recognised once there is a legal or constructive obligation to transfer economic benefit to a third party, it is probable that a transfer of economic benefits will be required in settlement, and the amount of the obligation can be measured reliably.

Expenditure is classified by activity. The costs of each activity are made up of the total of direct costs and shared costs, including support costs involved in undertaking each activity. Direct costs attributable to a single activity are allocated directly to that activity. Shared costs which contribute to more than one activity and support costs which are not attributable to a single activity are apportioned between those activities on a basis consistent with the use of resources. Central staff costs are allocated on the basis of time spent, and depreciation charges are allocated on the portion of the asset's use.

#### 1.6 Tangible fixed assets

Tangible fixed assets are initially measured at cost and subsequently measured at cost or valuation, net of depreciation and any impairment losses.

Depreciation is recognised so as to write off the cost or valuation of assets less their residual values over their useful lives on the following bases:

|                     |             |
|---------------------|-------------|
| Plant and equipment | 25% on cost |
| Computers           | 25% on cost |
| App                 | 25% on cost |

The gain or loss arising on the disposal of an asset is determined as the difference between the sale proceeds and the carrying value of the asset, and is recognised in the statement of financial activities.

#### 1.7 Impairment of fixed assets

At each reporting end date, the charity reviews the carrying amounts of its tangible assets to determine whether there is any indication that those assets have suffered an impairment loss. If any such indication exists, the recoverable amount of the asset is estimated in order to determine the extent of the impairment loss (if any).

#### 1.8 Cash and cash equivalents

Cash and cash equivalents include cash in hand, deposits held at call with banks, other short-term liquid investments with original maturities of three months or less, and bank overdrafts. Bank overdrafts are shown within borrowings in current liabilities.

#### 1.9 Financial instruments

The charity has elected to apply the provisions of Section 11 'Basic Financial Instruments' and Section 12 'Other Financial Instruments Issues' of FRS 102 to all of its financial instruments.

Financial instruments are recognised in the charity's balance sheet when the charity becomes party to the contractual provisions of the instrument.

Financial assets and liabilities are offset, with the net amounts presented in the financial statements, when there is a legally enforceable right to set off the recognised amounts and there is an intention to settle on a net basis or to realise the asset and settle the liability simultaneously.

# HOPE'S CHILDREN & YOUNG PEOPLES SUPPORT SERVICES

## NOTES TO THE FINANCIAL STATEMENTS (CONTINUED)

FOR THE YEAR ENDED 30 JUNE 2023

---

### 1 Accounting policies

(Continued)

#### *Basic financial assets*

Basic financial assets, which include debtors and cash and bank balances, are initially measured at transaction price including transaction costs and are subsequently carried at amortised cost using the effective interest method unless the arrangement constitutes a financing transaction, where the transaction is measured at the present value of the future receipts discounted at a market rate of interest. Financial assets classified as receivable within one year are not amortised.

#### *Basic financial liabilities*

Basic financial liabilities, including creditors and bank loans are initially recognised at transaction price unless the arrangement constitutes a financing transaction, where the debt instrument is measured at the present value of the future payments discounted at a market rate of interest. Financial liabilities classified as payable within one year are not amortised.

Debt instruments are subsequently carried at amortised cost, using the effective interest rate method.

Trade creditors are obligations to pay for goods or services that have been acquired in the ordinary course of operations from suppliers. Amounts payable are classified as current liabilities if payment is due within one year or less. If not, they are presented as non-current liabilities. Trade creditors are recognised initially at transaction price and subsequently measured at amortised cost using the effective interest method.

#### *Derecognition of financial liabilities*

Financial liabilities are derecognised when the charity's contractual obligations expire or are discharged or cancelled.

#### 1.10 Employee benefits

The cost of any unused holiday entitlement is recognised in the period in which the employee's services are received.

Termination benefits are recognised immediately as an expense when the charity is demonstrably committed to terminate the employment of an employee or to provide termination benefits.

#### 1.11 Retirement benefits

Payments to defined contribution retirement benefit schemes are charged as an expense as they fall due.

### 2 Critical accounting estimates and judgements

In the application of the charity's accounting policies, the trustees are required to make judgements, estimates and assumptions about the carrying amount of assets and liabilities that are not readily apparent from other sources. The estimates and associated assumptions are based on historical experience and other factors that are considered to be relevant. Actual results may differ from these estimates.

The estimates and underlying assumptions are reviewed on an ongoing basis. Revisions to accounting estimates are recognised in the period in which the estimate is revised where the revision affects only that period, or in the period of the revision and future periods where the revision affects both current and future periods.

**HOPE'S CHILDREN & YOUNG PEOPLES SUPPORT SERVICES**

**NOTES TO THE FINANCIAL STATEMENTS (CONTINUED)**

**FOR THE YEAR ENDED 30 JUNE 2023**

| 3 | Donations and legacies | Unrestricted funds | Restricted funds | Total   | Unrestricted funds | Restricted funds | Total   |
|---|------------------------|--------------------|------------------|---------|--------------------|------------------|---------|
|   |                        | 2023               | 2023             | 2023    | 2022               | 2022             | 2022    |
|   |                        | £                  | £                | £       | £                  | £                | £       |
|   |                        | 30,916             | 192,954          | 223,870 | 20,601             | 174,809          | 195,410 |
|   | Donations and grants   |                    |                  |         |                    |                  |         |

# HOPE'S CHILDREN & YOUNG PEOPLES SUPPORT SERVICES

## NOTES TO THE FINANCIAL STATEMENTS (CONTINUED)

FOR THE YEAR ENDED 30 JUNE 2023

### 4 Other trading activities

|                    | Unrestricted<br>funds | Unrestricted<br>funds |
|--------------------|-----------------------|-----------------------|
|                    | 2023                  | 2022                  |
|                    | £                     | £                     |
| Fundraising events | 15,434                | 3,293                 |

### 5 Raising funds

|                                  | Unrestricted<br>funds | Unrestricted<br>funds | Restricted<br>funds | Total         |
|----------------------------------|-----------------------|-----------------------|---------------------|---------------|
|                                  | 2023                  | 2022                  | 2022                | 2022          |
|                                  | £                     | £                     | £                   | £             |
| <u>Fundraising and publicity</u> |                       |                       |                     |               |
| Staging fundraising events       | 1,121                 | 547                   | 322                 | 869           |
| Staff costs                      | 15,874                | 15,365                | -                   | 15,365        |
|                                  | <u>16,995</u>         | <u>15,912</u>         | <u>322</u>          | <u>16,234</u> |
| Fundraising and publicity        | <u>16,995</u>         | <u>15,912</u>         | <u>322</u>          | <u>16,234</u> |

# HOPE'S CHILDREN & YOUNG PEOPLES SUPPORT SERVICES

## NOTES TO THE FINANCIAL STATEMENTS (CONTINUED)

FOR THE YEAR ENDED 30 JUNE 2023

### 6 Charitable activities

|   | Projects<br>2023<br>£ | Projects<br>2022<br>£ |
|---|-----------------------|-----------------------|
| Staff costs                                   | 170,310               | 157,078               |
| Depreciation and impairment                   | 16,007                | 7,630                 |
| Insurance                                     | 1,111                 | 1,027                 |
| Telephone                                     | 2,598                 | 3,570                 |
| Accountancy and legal fees                    | 1,047                 | 1,341                 |
| Publicity                                     | 702                   | 1,055                 |
| Printing, stationery and computer consumables | 4,006                 | 2,519                 |
| Premises                                      | 19,736                | 19,796                |
| Other costs                                   | 18,474                | 32,116                |
|   | <u>233,991</u>        | <u>226,132</u>        |
|   | <u>233,991</u>        | <u>226,132</u>        |
| <b>Analysis by fund</b>                       |                       |                       |
| Unrestricted funds                            | 50,766                | 52,999                |
| Restricted funds                              | 183,225               | 173,133               |
|   | <u>233,991</u>        | <u>226,132</u>        |

### 7 Trustees

None of the trustees (or any persons connected with them) received any remuneration or benefits from the charity during the year.

### 8 Employees

The average monthly number of employees during the year was:

|                  | 2023<br>Number | 2022<br>Number |
|------------------|----------------|----------------|
| Management       | 2              | 2              |
| Service Delivery | 8              | 5              |
|                  | <u>10</u>      | <u>7</u>       |
| Total            | <u>10</u>      | <u>7</u>       |

# HOPE'S CHILDREN & YOUNG PEOPLES SUPPORT SERVICES

## NOTES TO THE FINANCIAL STATEMENTS (CONTINUED)

FOR THE YEAR ENDED 30 JUNE 2023

|   |                     |                |                |
|---|---------------------|----------------|----------------|
| 8 | Employees           | (Continued)    |                |
|   | Employment costs    | 2023           | 2022           |
|   |                     | £              | £              |
|   | Wages and salaries  | 182,051        | 168,891        |
|   | Other pension costs | 4,133          | 3,552          |
|   |                     | <u>186,184</u> | <u>172,443</u> |

There were no employees whose annual remuneration was more than £60,000.

|   |                                   |              |              |
|---|-----------------------------------|--------------|--------------|
| 9 | Net gains/(losses) on investments | Unrestricted | Unrestricted |
|   |                                   | funds        | funds        |
|   |                                   | 2023         | 2022         |
|   |                                   | £            | £            |
|   | Revaluation of investments        | <u>(374)</u> | <u>(851)</u> |

### 10 Taxation

The charity is exempt from tax on income and gains falling within section 505 of the Taxes Act 1988 or section 252 of the Taxation of Chargeable Gains Act 1992 to the extent that these are applied to its charitable objects.

### 11 Tangible fixed assets

|                                    | Plant and<br>equipment | Computers     | App           | Total         |
|------------------------------------|------------------------|---------------|---------------|---------------|
|                                    | £                      | £             | £             | £             |
| <b>Cost</b>                        |                        |               |               |               |
| At 1 July 2022                     | 228                    | 20,926        | 43,974        | 65,128        |
| Additions                          | -                      | 8,706         | -             | 8,706         |
| Disposals                          | -                      | (5,937)       | -             | (5,937)       |
|                                    | <u>228</u>             | <u>23,695</u> | <u>43,974</u> | <u>67,897</u> |
| At 30 June 2023                    | 228                    | 23,695        | 43,974        | 67,897        |
| <b>Depreciation and impairment</b> |                        |               |               |               |
| At 1 July 2022                     | 172                    | 17,044        | 3,664         | 20,880        |
| Depreciation charged in the year   | 56                     | 4,957         | 10,994        | 16,007        |
| Eliminated in respect of disposals | -                      | (5,937)       | -             | (5,937)       |
|                                    | <u>228</u>             | <u>16,064</u> | <u>14,658</u> | <u>30,950</u> |
| At 30 June 2023                    | 228                    | 16,064        | 14,658        | 30,950        |
| <b>Carrying amount</b>             |                        |               |               |               |
| At 30 June 2023                    | <u>-</u>               | <u>7,631</u>  | <u>29,316</u> | <u>36,947</u> |
| At 30 June 2022                    | <u>56</u>              | <u>3,882</u>  | <u>40,310</u> | <u>44,248</u> |

# HOPE'S CHILDREN & YOUNG PEOPLES SUPPORT SERVICES

## NOTES TO THE FINANCIAL STATEMENTS (CONTINUED)

FOR THE YEAR ENDED 30 JUNE 2023

|    |   | (Continued)       |                   |
|----|---|-------------------|-------------------|
| 11 | Tangible fixed assets                       |                   |                   |
| 12 | Debtors                                     | 2023              | 2022              |
|    | Amounts falling due within one year:        | £                 | £                 |
|    | Prepayments and accrued income              | 4,369             | 4,369             |
|    |   | <u>          </u> | <u>          </u> |
| 13 | Current asset investments                   | 2023              | 2022              |
|    |   | £                 | £                 |
|    | Listed Investments                          | 93,098            | 108,472           |
|    |   | <u>          </u> | <u>          </u> |
| 14 | Loans and overdrafts                        | 2023              | 2022              |
|    |   | £                 | £                 |
|    | Bank overdrafts                             | 9,427             | 19,968            |
|    |   | <u>          </u> | <u>          </u> |
|    | Payable within one year                     | 9,427             | 19,968            |
|    |   | <u>          </u> | <u>          </u> |
| 15 | Other creditors falling due within one year | 2023              | 2022              |
|    |   | £                 | £                 |
|    | Trade creditors                             | 600               | 450               |
|    | Accruals and deferred income                | 420               | 390               |
|    |   | <u>          </u> | <u>          </u> |
|    |   | 1,020             | 840               |
|    |   | <u>          </u> | <u>          </u> |
| 16 | Retirement benefit schemes                  |                   |                   |

### Defined contribution schemes

The charity operates a defined contribution pension scheme for all qualifying employees. The assets of the scheme are held separately from those of the charity in an independently administered fund.

The charge to profit or loss in respect of defined contribution schemes was £4,133 (2022 - £3,552).

# HOPE'S CHILDREN & YOUNG PEOPLES SUPPORT SERVICES

## NOTES TO THE FINANCIAL STATEMENTS (CONTINUED)

FOR THE YEAR ENDED 30 JUNE 2023

### 17 Analysis of net assets between funds

|   | Unrestricted<br>funds<br>2023<br>£ | Restricted<br>funds<br>2023<br>£ | Total Unrestricted<br>funds<br>2023<br>£ | Restricted<br>funds<br>2022<br>£ | Total<br>2022<br>£ |
|---|------------------------------------|----------------------------------|--|----------------------------------|--------------------|
| Fund balances at 30 June 2023 are represented by: |                                    |                                  |  |                                  |                    |
| Tangible assets                                   | 36,947                             | -                                | 36,947                                   | 44,248                           | 44,248             |
| Current assets/(liabilities)                      | 89,633                             | 55,407                           | 145,040                                  | 53,458                           | 149,795            |
|   | <u>126,580</u>                     | <u>55,407</u>                    | <u>181,987</u>                           | <u>53,458</u>                    | <u>194,043</u>     |

### 18 Designated Funds

The Youth Management Team manages its own designated fund, and uses it to fundraise for activities such as youth sessions and Hope on the Road trips - ensuring Hope remains a charity of young people, for young people. The amount designated at year end was £2,113 (2022-£2,000).

### 19 Operating lease commitments

At the reporting end date the charity had outstanding commitments for future minimum lease payments under non-cancellable operating leases, which fall due as follows:

|                            | 2023<br>£     | 2022<br>£     |
|----------------------------|---------------|---------------|
| Within one year            | 18,696        | 12,464        |
| Between two and five years | 12,464        | -             |
|                            | <u>31,160</u> | <u>12,464</u> |

### 20 Related party transactions

There were no disclosable related party transactions during the year (2022 - none).

**HOPE'S CHILDREN & YOUNG PEOPLES SUPPORT SERVICES**

England & Wales - Charity number 1135680

---

# Accounts

---

**REGISTERED COMPANY NUMBER: 07164190 (England and Wales)**  
**REGISTERED CHARITY NUMBER: 1135680**

Report of the Trustees and  
Unaudited Financial Statements for the Year Ended 30 June 2022  
for  
Hope's Children & Young Peoples Support  
Services

Thorne & Co.  
Accountants  
1 St Mary's Street  
Ross-on-Wye  
Herefordshire  
HR9 5HT

Hope's Children & Young Peoples Support  
Services

Contents of the Financial Statements  
for the Year Ended 30 June 2022

|  | Page     |
|--|----------|
| Report of the Trustees                     | 1 to 4   |
| Independent Examiner's Report              | 5        |
| Statement of Financial Activities          | 6        |
| Balance Sheet                              | 7 to 8   |
| Notes to the Financial Statements          | 9 to 19  |
| Detailed Statement of Financial Activities | 20 to 21 |

Hope's Children & Young Peoples Support Services

Report of the Trustees  
for the Year Ended 30 June 2022

The trustees who are also directors of the charity for the purposes of the Companies Act 2006, present their report with the financial statements of the charity for the year ended 30 June 2022. The trustees have adopted the provisions of Accounting and Reporting by Charities: Statement of Recommended Practice applicable to charities preparing their accounts in accordance with the Financial Reporting Standard applicable in the UK and Republic of Ireland (FRS 102) (effective 1 January 2019).

**OBJECTIVES AND ACTIVITIES**

Objectives of the Charity

Our charity's objectives are as set out in the Articles of Association:

"To relieve the mental and physical sickness of persons resident in the United Kingdom, in particular children and young people suffering from bereavement or loss or a serious health crisis of a family member by the provision of workshops and support.

"To advance the education of professionals working with children and young people suffering from bereavement, loss or the serious illness of a family member by the provision of training."

The following quotation is pertinent to the setting of our aims and objectives; "*Children who experience three or more stressful life events, such as family bereavements, divorce or serious illness are significantly more likely to develop emotional and behavioural disorders*" (Source: The Office for National Statistics 21st October 2008).

Main Objectives for the Year July 2021 - June 2022

The trustees have had regard to the guidance issued by the Charity Commission on public benefit and the summary of the main activities for the year are:

1. Expand the financial scope of the charity to ensure diversification and source income from alternative and sustainable streams.
2. Further develop our blended service to effectively support 5–25-year-olds with a range of options for digital and face-to-face engagement and incorporating the Hope App.
3. Continue promoting and expanding throughout Herefordshire and beyond with a focus on partnerships with schools, hospitals, and hospices.
4. Continued development of an effective management structure including Trustees, the Youth Management Team, and Senior Staff. Development of existing workforce and recruitment of experienced and qualified staff to meet the growing demands for the Hope service.
5. Recruitment of a Youth Trustee to join the Board and work in liaison with the Youth Management Team.
6. To continue to develop operational systems, policies and procedures to ensure the safeguarding of service users and staff.

Volunteers contribute to the work of the charity supporting by fundraising, but also in administration, publicity, marketing and support at youth sessions and activities. All members of staff also volunteer on a regular basis. The Youth Management Team are all volunteers and are a significant part of the organisation.

Hope's Children & Young Peoples Support Services

Report of the Trustees  
for the Year Ended 30 June 2022

**ACHIEVEMENT AND PERFORMANCE**

Significant achievements this year include:

Procurement of funding from a range of sources including The Dulverton Trust and The Alan and Dorothy Brailsford Charitable Trust as well as funding from the National Lottery to grow our online service.

Development of downloadable resources to inform and assist the adults who are working with our children and young people.

- What to say to your children now you have a diagnosis
- Hope Support Services Education Pack

We provided consultancy for a long-running storyline featured in BBC's Eastenders and also for an episode of CBBC's Operation Ouch.

Our Youth Action Team Choir sang at the annual 'Light Up a Life' Service in Hereford Cathedral, an event which was live streamed to hundreds of people in Herefordshire and beyond.

The Hope App was launched to the general public signposting young people to other online support offered by Hope Support Services.

Continued provision of regular sessions was delivered by the frontline team to young people across Herefordshire, with this year being all been about getting things back up and running and building back after Covid.

- Provided 96 face-to-face group sessions across Herefordshire.
- 149 young people across Herefordshire accessed our services with a 67% increase in 1-1 sessions and an 11% increase in self-referrals.
- Expansion of the staffing team to include a youth social action role.
- Continued delivery of the children and young person's support service at St Michael's Hospice.

Both the Youth Management Team and Advisory Team continue to thrive, with five new members recruited. The Youth Management Team ran a successful 'Away Day' for Staff and Trustees, enabling all invested parties to come together and agree upon a shared vision for Hope Support Services going forward. They are also pioneering a Hospice Child-Friendly Project at St Michael's Hospice, Hereford.

**FINANCIAL REVIEW**

Summary

Covid has continued to affect our services and ability to raise funds. However, we have been successful in securing sufficient funds to continue the valuable work that Hope undertakes and remain enormously grateful to all who have shown faith in us and what we are seeking to do and whom, through grants, donations or fundraising have enabled us to continue our work this year.

Due to the post-pandemic economic climate, which continued to limit fundraising opportunities, even though we were once again able to offer face-to-face services to children and young people, we saw a financial outcome for the period with a net loss of £44,514, with very limited unrestricted working capital at the end of the financial year. Significant energy is being focused on submitting funding applications to counter this deficit without accessing investment funds which stand at £108,472.

Hope's Children & Young Peoples Support Services

Report of the Trustees  
for the Year Ended 30 June 2022

Funding Sources

Apart from fundraising income, the principal funding sources for the charity are by way of grants and donations. During the year, we received funding from various grant funders, as well individual donations and support. Our largest funder was the National Lottery Community Fund for both our Hope in Herefordshire and online projects, with money secured from many other charitable trusts such as the Alan & Dorothy Brailsford Charitable Trust this has helped cover both project and core costs.

Reserves Policy

The trustees continue to maintain the reserves policy. Our investment is managed cautiously, in ethical and socially responsible funds. This investment represents around six months reserves. The trustees will continue to have unrestricted reserves to ensure as far as possible that the work of the charity can continue and vital costs can be met, should the economic situation change in future financial years or new opportunities arise.

**PLANS FOR THE FUTURE**

Aims and Objectives for the Future:

- Development of Board to best use skills and expertise available and access additional expertise with the intent of maintaining robust governance which allows for the potential growth of Hope Support Services.
- Safeguard the economic sustainability of the charity through the development of a finance strategy focusing on non-restricted and sustainable income streams.
- Strategic approach to raising awareness of Hope Support Services within Herefordshire and the surrounding counties with an aim to introducing a membership base

**STRUCTURE, GOVERNANCE AND MANAGEMENT**

**Governing document**

Hope's Children and Young Peoples Support Services (Hope Support Services) is a company limited by guarantee and a registered charity. It is governed by its Articles of Association dated 22<sup>nd</sup> February 2010 (revised 17<sup>th</sup> December 2020). In the event of the company being wound up directors are required to contribute an amount not exceeding £10.

**Trustees**

The directors of the company are also charity trustees for the purposes of charity law. All trustees gave their time voluntarily and received no benefits from the charity. Any expenses reclaimed from the charity are set out in the Financial Statements. Due to the nature of the work of the charity, there is a mix of business, educational and medical expertise within the board of trustees.

The trustees are familiar with the work of the charity, some having been involved since the early inception. New trustees are appointed by the existing trustees and are briefed on the objectives and work of the charity and provided with information and full supporting documentation including information on the statutory responsibilities of trustees. The trustees work with the CEO on a strategic level. The CEO has responsibility for the management of the charity.

**REFERENCE AND ADMINISTRATIVE DETAILS**

**Registered Company number**

07164190 (England and Wales)

**Registered Charity number**

1135680

Hope's Children & Young Peoples Support  
Services

Report of the Trustees  
for the Year Ended 30 June 2022

**Registered office**

Overross House  
Ross Park  
Ross-on-Wye  
Herefordshire  
HR9 7US

**Trustees**

S M White (resigned 28.7.21)  
N A Wardale  
R E Fletcher (resigned 10.3.22)  
L J Ryan  
J A Clapp (resigned 16.7.22)  
Z J Wilkinson  
R W Young (appointed 28.7.21)  
L C Glover (appointed 26.1.22)  
C Attwood (appointed 28.9.22)

**REFERENCE AND ADMINISTRATIVE DETAILS**

**Independent Examiner**

Thorne & Co.  
Accountants  
1 St Mary's Street  
Ross-on-Wye  
Herefordshire  
HR9 5HT

Approved by order of the board of trustees on ..... and signed on its behalf by:

.....  
Z J Wilkinson - Trustee

**Independent examiner's report to the trustees of Hope's Children & Young Peoples Support Services ('the Company')**

I report to the charity trustees on my examination of the accounts of the Company for the year ended 30 June 2022.

**Responsibilities and basis of report**

As the charity's trustees of the Company (and also its directors for the purposes of company law) you are responsible for the preparation of the accounts in accordance with the requirements of the Companies Act 2006 ('the 2006 Act').

Having satisfied myself that the accounts of the Company are not required to be audited under Part 16 of the 2006 Act and are eligible for independent examination, I report in respect of my examination of your charity's accounts as carried out under Section 145 of the Charities Act 2011 ('the 2011 Act'). In carrying out my examination I have followed the Directions given by the Charity Commission under Section 145(5) (b) of the 2011 Act.

**Independent examiner's statement**

I have completed my examination. I confirm that no matters have come to my attention in connection with the examination giving me cause to believe:

1. accounting records were not kept in respect of the Company as required by Section 386 of the 2006 Act; or
2. the accounts do not accord with those records; or
3. the accounts do not comply with the accounting requirements of Section 396 of the 2006 Act other than any requirement that the accounts give a true and fair view which is not a matter considered as part of an independent examination; or
4. the accounts have not been prepared in accordance with the methods and principles of the Statement of Recommended Practice for accounting and reporting by charities (applicable to charities preparing their accounts in accordance with the Financial Reporting Standard applicable in the UK and Republic of Ireland (FRS 102)).

I have no concerns and have come across no other matters in connection with the examination to which attention should be drawn in this report in order to enable a proper understanding of the accounts to be reached.

Edward Richards  
ACCA  
Thorne & Co.  
Accountants  
1 St Mary's Street  
Ross-on-Wye  
Herefordshire  
HR9 5HT

Date: .....

Hope's Children & Young Peoples Support Services

Statement of Financial Activities  
for the Year Ended 30 June 2022

|                                    | Notes | Unrestricted funds<br>£  | Restricted funds<br>£   | 30.6.22<br>Total funds<br>£ | 30.6.21<br>Total funds<br>£ |
|------------------------------------|-------|--------------------------|-------------------------|-----------------------------|-----------------------------|
| <b>INCOME AND ENDOWMENTS FROM</b>  |       |                          |                         |                             |                             |
| Donations and legacies             |       | 20,601                   | 174,809                 | 195,410                     | 199,869                     |
| Other trading activities           | 2     | 3,293                    | -                       | 3,293                       | 4,081                       |
| Investment income                  | 3     | <u>(851)</u>             | <u>-</u>                | <u>(851)</u>                | <u>6,492</u>                |
| <b>Total</b>                       |       | <u>23,043</u>            | <u>174,809</u>          | <u>197,852</u>              | <u>210,442</u>              |
| <b>EXPENDITURE ON</b>              |       |                          |                         |                             |                             |
| Raising funds                      |       | 15,912                   | 322                     | 16,234                      | 12,872                      |
| <b>Charitable activities</b>       |       |                          |                         |                             |                             |
| Projects                           |       | <u>52,999</u>            | <u>173,133</u>          | <u>226,132</u>              | <u>199,189</u>              |
| <b>Total</b>                       |       | <u>68,911</u>            | <u>173,455</u>          | <u>242,366</u>              | <u>212,061</u>              |
| <b>NET INCOME/(EXPENDITURE)</b>    |       |                          |                         |                             |                             |
| Transfers between funds            | 13    | (45,868)<br><u>2,011</u> | 1,354<br><u>(2,011)</u> | (44,514)<br><u>-</u>        | (1,619)<br><u>-</u>         |
| <b>Net movement in funds</b>       |       | (43,857)                 | (657)                   | (44,514)                    | (1,619)                     |
| <b>RECONCILIATION OF FUNDS</b>     |       |                          |                         |                             |                             |
| Total funds brought forward        |       | <u>184,442</u>           | <u>54,115</u>           | <u>238,557</u>              | <u>240,176</u>              |
| <b>TOTAL FUNDS CARRIED FORWARD</b> |       | <u>140,585</u>           | <u>53,458</u>           | <u>194,043</u>              | <u>238,557</u>              |

The notes form part of these financial statements

Hope's Children & Young Peoples Support  
Services

Balance Sheet  
30 June 2022

|  | Notes | Unrestricted<br>funds<br>£ | Restricted<br>funds<br>£ | 30.6.22<br>Total<br>funds<br>£ | 30.6.21<br>Total<br>funds<br>£ |
|--|-------|----------------------------|--------------------------|--------------------------------|--------------------------------|
| <b>FIXED ASSETS</b>                              |       |                            |                          |                                |                                |
| Tangible assets                                  | 7     | 44,248                     | -                        | 44,248                         | 49,867                         |
| <b>CURRENT ASSETS</b>                            |       |                            |                          |                                |                                |
| Debtors  | 8     | 4,369                      | -                        | 4,369                          | 4,619                          |
| Investments                                      | 9     | 108,472                    | -                        | 108,472                        | 109,323                        |
| Cash at bank                                     |       | <u>4,000</u>               | <u>53,762</u>            | <u>57,762</u>                  | <u>75,283</u>                  |
|  |       | 116,841                    | 53,762                   | 170,603                        | 189,225                        |
| <b>CREDITORS</b>                                 |       |                            |                          |                                |                                |
| Amounts falling due within one year              | 10    | <u>(20,508)</u>            | <u>(300)</u>             | <u>(20,808)</u>                | <u>(535)</u>                   |
| <b>NET CURRENT ASSETS</b>                        |       |                            |                          |                                |                                |
|  |       | <u>96,333</u>              | <u>53,462</u>            | <u>149,795</u>                 | <u>188,690</u>                 |
| <b>TOTAL ASSETS LESS CURRENT<br/>LIABILITIES</b> |       |                            |                          |                                |                                |
|  |       | <u>140,581</u>             | <u>53,462</u>            | <u>194,043</u>                 | <u>238,557</u>                 |
| <b>NET ASSETS</b>                                |       |                            |                          |                                |                                |
|  |       | <u>140,581</u>             | <u>53,462</u>            | <u>194,043</u>                 | <u>238,557</u>                 |
| <b>FUNDS</b>                                     |       |                            |                          |                                |                                |
| Unrestricted funds                               | 13    |                            |                          | 140,581                        | 184,442                        |
| Restricted funds                                 |       |                            |                          | <u>53,462</u>                  | <u>54,115</u>                  |
| <b>TOTAL FUNDS</b>                               |       |                            |                          |                                |                                |
|  |       |                            |                          | <u>194,043</u>                 | <u>238,557</u>                 |

The charitable company is entitled to exemption from audit under Section 477 of the Companies Act 2006 for the year ended 30 June 2022.

The members have not required the company to obtain an audit of its financial statements for the year ended 30 June 2022 in accordance with Section 476 of the Companies Act 2006.

The trustees acknowledge their responsibilities for

- ensuring that the charitable company keeps accounting records that comply with Sections 386 and 387 of the Companies Act 2006 and
- preparing financial statements which give a true and fair view of the state of affairs of the charitable company as at the end of each financial year and of its surplus or deficit for each financial year in accordance with the requirements of Sections 394 and 395 and which otherwise comply with the requirements of the Companies Act 2006 relating to financial statements, so far as applicable to the charitable company.

Hope's Children & Young Peoples Support  
Services

Balance Sheet - continued  
30 June 2022

These financial statements have been prepared in accordance with the provisions applicable to charitable companies subject to the small companies regime.

The financial statements were approved by the Board of Trustees and authorised for issue on ..... and were signed on its behalf by:

.....  
Z J Wilkinson - Trustee

## 1. ACCOUNTING POLICIES

### **Basis of preparing the financial statements**

The financial statements of the charitable company, which is a public benefit entity under FRS 102, have been prepared in accordance with the Charities SORP (FRS 102) 'Accounting and Reporting by Charities: Statement of Recommended Practice applicable to charities preparing their accounts in accordance with the Financial Reporting Standard applicable in the UK and Republic of Ireland (FRS 102) (effective 1 January 2019)', Financial Reporting Standard 102 'The Financial Reporting Standard applicable in the UK and Republic of Ireland' and the Companies Act 2006. The financial statements have been prepared under the historical cost convention.

### **Income**

All income is recognised in the Statement of Financial Activities once the charity has entitlement to the funds, it is probable that the income will be received and the amount can be measured reliably.

### **Expenditure**

Liabilities are recognised as expenditure as soon as there is a legal or constructive obligation committing the charity to that expenditure, it is probable that a transfer of economic benefits will be required in settlement and the amount of the obligation can be measured reliably. Expenditure is accounted for on an accruals basis and has been classified under headings that aggregate all cost related to the category. Where costs cannot be directly attributed to particular headings they have been allocated to activities on a basis consistent with the use of resources.

### **Tangible fixed assets**

Depreciation is provided at the following annual rates in order to write off each asset over its estimated useful life.

|                     |               |
|---------------------|---------------|
| Plant and machinery | - 25% on cost |
| App                 | - 25% on cost |
| Computer equipment  | - 25% on cost |

### **Taxation**

The charity is exempt from corporation tax on its charitable activities.

### **Fund accounting**

Unrestricted funds can be used in accordance with the charitable objectives at the discretion of the trustees.

Restricted funds can only be used for particular restricted purposes within the objects of the charity. Restrictions arise when specified by the donor or when funds are raised for particular restricted purposes.

### **Pension costs and other post-retirement benefits**

The charitable company operates a defined contribution pension scheme. Contributions payable to the charitable company's pension scheme are charged to the Statement of Financial Activities in the period to which they relate.

### **Investments**

Investments are stated at market value at the balance sheet date. The Statement of Financial Activities includes the net gains and losses arising on revaluations and disposals throughout the year.

**2. OTHER TRADING ACTIVITIES**

|             | 30.6.22      | 30.6.21      |
|-------------|--------------|--------------|
|             | £            | £            |
| Fundraising | <u>3,293</u> | <u>4,081</u> |

**3. INVESTMENT INCOME**

|                                    | 30.6.22      | 30.6.21      |
|------------------------------------|--------------|--------------|
|                                    | £            | £            |
| Gain/(losses) on investment assets | <u>(851)</u> | <u>6,492</u> |

**4. NET INCOME/(EXPENDITURE)**

Net income/(expenditure) is stated after charging/(crediting):

|                             | 30.6.22      | 30.6.21      |
|-----------------------------|--------------|--------------|
|                             | £            | £            |
| Depreciation - owned assets | <u>7,630</u> | <u>3,468</u> |

**5. TRUSTEES' REMUNERATION AND BENEFITS**

**Trustees' expenses**

No travel and incidental costs were reimbursed this year or in the previous year.

**6. STAFF COSTS**

The average monthly number of employees during the year was as follows:

|                  | 30.6.22  | 30.6.21  |
|------------------|----------|----------|
| Management       | 2        | 2        |
| Service Delivery | <u>5</u> | <u>6</u> |
|                  | <u>7</u> | <u>8</u> |

No employees received emoluments in excess of £60,000.

**7. TANGIBLE FIXED ASSETS**

|                       | Assets in<br>the<br>course of<br>construction<br>£ | Plant and<br>machinery<br>£ | App<br>£ | Computer<br>equipment<br>£ | Totals<br>£ |
|-----------------------|--|-----------------------------|----------|----------------------------|-------------|
| <b>COST</b>           |  |                             |          |                            |             |
| At 1 July 2021        | 43,974   | 228                         | -        | 18,915                     | 63,117      |
| Additions             | -  | -                           | -        | 2,011                      | 2,011       |
| Reclassification      | (43,974)   | -                           | 43,974   | -                          | -           |
| At 30 June 2022       | -  | 228                         | 43,974   | 20,926                     | 65,128      |
| <b>DEPRECIATION</b>   |  |                             |          |                            |             |
| At 1 July 2021        | -  | 116                         | -        | 13,134                     | 13,250      |
| Charge for year       | -  | 56                          | 3,664    | 3,910                      | 7,630       |
| At 30 June 2022       | -  | 172                         | 3,664    | 17,044                     | 20,880      |
| <b>NET BOOK VALUE</b> |  |                             |          |                            |             |
| At 30 June 2022       | -  | 56                          | 40,310   | 3,882                      | 44,248      |
| At 30 June 2021       | 43,974   | 112                         | -        | 5,781                      | 49,867      |

**8. DEBTORS: AMOUNTS FALLING DUE WITHIN ONE YEAR**

|                                |              |              |
|--------------------------------|--------------|--------------|
|                                | 30.6.22      | 30.6.21      |
|                                | £            | £            |
| Trade debtors                  | -            | 250          |
| Prepayments and accrued income | 4,369        | 4,369        |
|                                | <u>4,369</u> | <u>4,619</u> |

**9. CURRENT ASSET INVESTMENTS**

|                    |                |                |
|--------------------|----------------|----------------|
|                    | 30.6.22        | 30.6.21        |
|                    | £              | £              |
| Listed investments | <u>108,472</u> | <u>109,323</u> |

Hope's Children & Young Peoples Support  
Services

Notes to the Financial Statements - continued  
for the Year Ended 30 June 2022

**10. CREDITORS: AMOUNTS FALLING DUE WITHIN ONE YEAR**

|   | 30.6.22       | 30.6.21    |
|---|---------------|------------|
|   | £             | £          |
| Bank loans and overdrafts (see note 11) | 19,968        | -          |
| Trade creditors                         | 450           | -          |
| Accruals and deferred income            | <u>390</u>    | <u>535</u> |
|   | <u>20,808</u> | <u>535</u> |

**11. LOANS**

An analysis of the maturity of loans is given below:

|  | 30.6.22       | 30.6.21  |
|--|---------------|----------|
|  | £             | £        |
| Amounts falling due within one year on demand: |               |          |
| Bank overdrafts                                | <u>19,968</u> | <u>-</u> |

**12. LEASING AGREEMENTS**

Minimum lease payments under non-cancellable operating leases fall due as follows:

|                            | 30.6.22       | 30.6.21       |
|----------------------------|---------------|---------------|
|                            | £             | £             |
| Within one year            | 12,464        | 18,696        |
| Between one and five years | <u>-</u>      | <u>12,464</u> |
|                            | <u>12,464</u> | <u>31,160</u> |

Hope's Children & Young Peoples Support Services

Notes to the Financial Statements - continued  
for the Year Ended 30 June 2022

**13. MOVEMENT IN FUNDS**

|   | At 1.7.21<br>£        | Net<br>movement<br>in funds<br>£ | Transfers<br>between<br>funds<br>£ | At<br>30.6.22<br>£    |
|---|-----------------------|----------------------------------|------------------------------------|-----------------------|
| <b>Unrestricted funds</b>                           |                       |                                  |                                    |                       |
| General fund  | 182,442               | (45,872)                         | 2,011                              | 138,581               |
| Designated  | <u>2,000</u>          | <u>-</u>                         | <u>-</u>                           | <u>2,000</u>          |
|   | 184,442               | (45,872)                         | 2,011                              | 140,581               |
| <b>Restricted funds</b>                             |                       |                                  |                                    |                       |
| Eveson Charitable Trust                             | 10,001                | (9,529)                          | (472)                              | -                     |
| BBC Children in Need                                | 14,410                | (14,410)                         | -                                  | -                     |
| Rank Aspire   | 275                   | (275)                            | -                                  | -                     |
| J L Solandt   | 2,100                 | (300)                            | -                                  | 1,800                 |
| National Lottery Community Fund                     | 5,848                 | 30,987                           | (1,539)                            | 35,296                |
| Dulverton Trust                                     | -                     | 15,585                           | -                                  | 15,585                |
| Postcode Local Trust                                | 19,599                | (19,599)                         | -                                  | -                     |
| Fees Fund   | 361                   | (358)                            | -                                  | 3                     |
| Edward Cadbury Charitable Trust                     | 1,421                 | (1,421)                          | -                                  | -                     |
| UK Youth  | 100                   | (100)                            | -                                  | -                     |
| The Alan and Dorothy Brailsford<br>Charitable Trust | -                     | 278                              | -                                  | 278                   |
| Hereford Society for Aiding the<br>Industrious      | <u>-</u>              | <u>500</u>                       | <u>-</u>                           | <u>500</u>            |
|   | <u>54,115</u>         | <u>1,358</u>                     | <u>(2,011)</u>                     | <u>53,462</u>         |
| <b>TOTAL FUNDS</b>                                  | <u><u>238,557</u></u> | <u><u>(44,514)</u></u>           | <u><u>-</u></u>                    | <u><u>194,043</u></u> |

**13. MOVEMENT IN FUNDS - continued**

Net movement in funds, included in the above are as follows:

|   | Incoming<br>resources<br>£ | Resources<br>expended<br>£ | Movement<br>in funds<br>£ |
|---|----------------------------|----------------------------|---------------------------|
| <b>Unrestricted funds</b>                           |                            |                            |                           |
| General fund  | 23,043                     | (68,915)                   | (45,872)                  |
| <b>Restricted funds</b>                             |                            |                            |                           |
| Eveson Charitable Trust                             | (1)                        | (9,528)                    | (9,529)                   |
| BBC Children in Need                                | (1)                        | (14,409)                   | (14,410)                  |
| Rank Aspire   | -                          | (275)                      | (275)                     |
| J L Solandt   | -                          | (300)                      | (300)                     |
| National Lottery Community Fund                     | 149,867                    | (118,880)                  | 30,987                    |
| Dulverton Trust                                     | 20,675                     | (5,090)                    | 15,585                    |
| Postcode Local Trust                                | -                          | (19,599)                   | (19,599)                  |
| Fees Fund   | -                          | (358)                      | (358)                     |
| Edward Cadbury Charitable Trust                     | -                          | (1,421)                    | (1,421)                   |
| UK Youth  | -                          | (100)                      | (100)                     |
| The Alan and Dorothy Brailsford<br>Charitable Trust | 3,769                      | (3,491)                    | 278                       |
| Hereford Society for Aiding the<br>Industrious      | 500                        | -                          | 500                       |
|   | <u>174,809</u>             | <u>(173,451)</u>           | <u>1,358</u>              |
| <b>TOTAL FUNDS</b>                                  | <u>197,852</u>             | <u>(242,366)</u>           | <u>(44,514)</u>           |

**13. MOVEMENT IN FUNDS - continued**

**Comparatives for movement in funds**

|                                 | At 1.7.20<br>£        | Net<br>movement<br>in funds<br>£ | At<br>30.6.21<br>£    |
|---------------------------------|-----------------------|----------------------------------|-----------------------|
| <b>Unrestricted funds</b>       |                       |                                  |                       |
| General fund                    | 186,252               | (3,810)                          | 182,442               |
| Designated                      | <u>2,000</u>          | <u>-</u>                         | <u>2,000</u>          |
|                                 | 188,252               | (3,810)                          | 184,442               |
| <b>Restricted funds</b>         |                       |                                  |                       |
| Eveson Charitable Trust         | -                     | 10,001                           | 10,001                |
| BBC Children in Need            | 11,526                | 2,884                            | 14,410                |
| Rank Aspire                     | 3,285                 | (3,010)                          | 275                   |
| Schuh Trust                     | 398                   | (398)                            | -                     |
| J L Solandt                     | 2,400                 | (300)                            | 2,100                 |
| Rathbone Moral Aid Charity      | 1,114                 | (1,114)                          | -                     |
| National Lottery Community Fund | 31,351                | (25,503)                         | 5,848                 |
| Baron Davenport Charity         | 500                   | (500)                            | -                     |
| Woodroffe Benton Foundation     | 1,000                 | (1,000)                          | -                     |
| Anonymous                       | 350                   | (350)                            | -                     |
| Postcode Local Trust            | -                     | 19,599                           | 19,599                |
| Fees Fund                       | -                     | 361                              | 361                   |
| Edward Cadbury Charitable Trust | -                     | 1,421                            | 1,421                 |
| UK Youth                        | <u>-</u>              | <u>100</u>                       | <u>100</u>            |
|                                 | <u>51,924</u>         | <u>2,191</u>                     | <u>54,115</u>         |
| <b>TOTAL FUNDS</b>              | <u><u>240,176</u></u> | <u><u>(1,619)</u></u>            | <u><u>238,557</u></u> |

**13. MOVEMENT IN FUNDS - continued**

Comparative net movement in funds, included in the above are as follows:

|                                 | Incoming<br>resources<br>£ | Resources<br>expended<br>£ | Movement<br>in funds<br>£ |
|---------------------------------|----------------------------|----------------------------|---------------------------|
| <b>Unrestricted funds</b>       |                            |                            |                           |
| General fund                    | 37,654                     | (41,464)                   | (3,810)                   |
| <b>Restricted funds</b>         |                            |                            |                           |
| Eveson Charitable Trust         | 10,001                     | -                          | 10,001                    |
| BBC Children in Need            | 39,985                     | (37,101)                   | 2,884                     |
| Rank Aspire                     | -                          | (3,010)                    | (3,010)                   |
| Schuh Trust                     | -                          | (398)                      | (398)                     |
| J L Solandt                     | -                          | (300)                      | (300)                     |
| South Square Charitable Trust   | 500                        | (500)                      | -                         |
| Rathbone Moral Aid Charity      | -                          | (1,114)                    | (1,114)                   |
| National Lottery Community Fund | 45,802                     | (71,305)                   | (25,503)                  |
| Baron Davenport Charity         | -                          | (500)                      | (500)                     |
| Woodroffe Benton Foundation     | -                          | (1,000)                    | (1,000)                   |
| Anonymous                       | -                          | (350)                      | (350)                     |
| Postcode Local Trust            | 19,599                     | -                          | 19,599                    |
| Fees Fund                       | 361                        | -                          | 361                       |
| Rank Foundation Recovery Fund   | 10,147                     | (10,147)                   | -                         |
| CAF Resilience Fund             | 26,280                     | (26,280)                   | -                         |
| Edward Cadbury Charitable Trust | 3,000                      | (1,579)                    | 1,421                     |
| Children in Need - Next Steps   | 17,013                     | (17,013)                   | -                         |
| UK Youth                        | 100                        | -                          | 100                       |
|                                 | <u>172,788</u>             | <u>(170,597)</u>           | <u>2,191</u>              |
| <b>TOTAL FUNDS</b>              | <u>210,442</u>             | <u>(212,061)</u>           | <u>(1,619)</u>            |

**13. MOVEMENT IN FUNDS - continued**

A current year 12 months and prior year 12 months combined position is as follows:

|   | At 1.7.20<br>£ | Net<br>movement<br>in funds<br>£ | Transfers<br>between<br>funds<br>£ | At<br>30.6.22<br>£ |
|---|----------------|----------------------------------|------------------------------------|--------------------|
| <b>Unrestricted funds</b>                           |                |                                  |                                    |                    |
| General fund  | 186,252        | (49,682)                         | 2,011                              | 138,581            |
| Designated  | <u>2,000</u>   | <u>-</u>                         | <u>-</u>                           | <u>2,000</u>       |
|   | 188,252        | (49,682)                         | 2,011                              | 140,581            |
| <b>Restricted funds</b>                             |                |                                  |                                    |                    |
| Eveson Charitable Trust                             | -              | 472                              | (472)                              | -                  |
| BBC Children in Need                                | 11,526         | (11,526)                         | -                                  | -                  |
| Rank Aspire   | 3,285          | (3,285)                          | -                                  | -                  |
| Schuh Trust   | 398            | (398)                            | -                                  | -                  |
| J L Solandt   | 2,400          | (600)                            | -                                  | 1,800              |
| Rathbone Moral Aid Charity                          | 1,114          | (1,114)                          | -                                  | -                  |
| National Lottery Community Fund                     | 31,351         | 5,484                            | (1,539)                            | 35,296             |
| Dulverton Trust                                     | -              | 15,585                           | -                                  | 15,585             |
| Baron Davenport Charity                             | 500            | (500)                            | -                                  | -                  |
| Woodroffe Benton Foundation                         | 1,000          | (1,000)                          | -                                  | -                  |
| Anonymous   | 350            | (350)                            | -                                  | -                  |
| Fees Fund   | -              | 3                                | -                                  | 3                  |
| The Alan and Dorothy Brailsford<br>Charitable Trust | -              | 278                              | -                                  | 278                |
| Hereford Society for Aiding the<br>Industrious      | <u>-</u>       | <u>500</u>                       | <u>-</u>                           | <u>500</u>         |
|   | <u>51,924</u>  | <u>3,549</u>                     | <u>(2,011)</u>                     | <u>53,462</u>      |
| <b>TOTAL FUNDS</b>                                  | <u>240,176</u> | <u>(46,133)</u>                  | <u>-</u>                           | <u>194,043</u>     |

**13. MOVEMENT IN FUNDS - continued**

A current year 12 months and prior year 12 months combined net movement in funds, included in the above are as follows:

|   | Incoming<br>resources<br>£ | Resources<br>expended<br>£ | Movement<br>in funds<br>£ |
|---|----------------------------|----------------------------|---------------------------|
| <b>Unrestricted funds</b>                           |                            |                            |                           |
| General fund  | 60,697                     | (110,379)                  | (49,682)                  |
| <b>Restricted funds</b>                             |                            |                            |                           |
| Eveson Charitable Trust                             | 10,000                     | (9,528)                    | 472                       |
| BBC Children in Need                                | 39,984                     | (51,510)                   | (11,526)                  |
| Rank Aspire   | -                          | (3,285)                    | (3,285)                   |
| Schuh Trust   | -                          | (398)                      | (398)                     |
| J L Solandt   | -                          | (600)                      | (600)                     |
| South Square Charitable Trust                       | 500                        | (500)                      | -                         |
| Rathbone Moral Aid Charity                          | -                          | (1,114)                    | (1,114)                   |
| National Lottery Community Fund                     | 195,669                    | (190,185)                  | 5,484                     |
| Dulverton Trust                                     | 20,675                     | (5,090)                    | 15,585                    |
| Baron Davenport Charity                             | -                          | (500)                      | (500)                     |
| Woodroffe Benton Foundation                         | -                          | (1,000)                    | (1,000)                   |
| Anonymous   | -                          | (350)                      | (350)                     |
| Postcode Local Trust                                | 19,599                     | (19,599)                   | -                         |
| Fees Fund   | 361                        | (358)                      | 3                         |
| Rank Foundation Recovery Fund                       | 10,147                     | (10,147)                   | -                         |
| CAF Resilience Fund                                 | 26,280                     | (26,280)                   | -                         |
| Edward Cadbury Charitable Trust                     | 3,000                      | (3,000)                    | -                         |
| Children in Need - Next Steps                       | 17,013                     | (17,013)                   | -                         |
| UK Youth  | 100                        | (100)                      | -                         |
| The Alan and Dorothy Brailsford<br>Charitable Trust | 3,769                      | (3,491)                    | 278                       |
| Hereford Society for Aiding the<br>Industrious      | 500                        | -                          | 500                       |
|   | <u>347,597</u>             | <u>(344,048)</u>           | <u>3,549</u>              |
| <b>TOTAL FUNDS</b>                                  | <u>408,294</u>             | <u>(454,427)</u>           | <u>(46,133)</u>           |

**14. RELATED PARTY DISCLOSURES**

There were no related party transactions for the year ended 30 June 2022.

**15. LIMITED BY GUARANTEE**

The company is a private company limited by guarantee and consequently does not have share capital. Each of the members is liable to contribute an amount not exceeding £10 towards the assets of the company in the event of liquidation.

**16. DESIGNATED FUNDS**

The Youth Management Team manages its own designated fund, and uses it to fundraise for activities such as youth sessions and Hope on the Road trips - ensuring Hope remains a charity of young people, for young people.

Hope's Children & Young Peoples Support Services

Detailed Statement of Financial Activities for the Year Ended 30 June 2022

|   | 30.6.22<br>£   | 30.6.21<br>£   |
|---|----------------|----------------|
| <b>INCOME AND ENDOWMENTS</b>                  |                |                |
| <b>Donations and legacies</b>                 |                |                |
| Donations and grants                          | 195,410        | 198,721        |
| Job retention scheme                          | -              | 1,148          |
|   | <u>195,410</u> | <u>199,869</u> |
| <b>Other trading activities</b>               |                |                |
| Fundraising                                   | 3,293          | 4,081          |
| <b>Investment income</b>                      |                |                |
| Gain/(losses) on investment assets            | (851)          | 6,492          |
|   | <u>197,852</u> | <u>210,442</u> |
| <b>Total incoming resources</b>               |                |                |
| <b>EXPENDITURE</b>                            |                |                |
| <b>Raising donations and legacies</b>         |                |                |
| Wages   | 15,000         | 11,360         |
| Pensions                                      | 365            | 179            |
| Fundraising                                   | 869            | 1,333          |
|   | <u>16,234</u>  | <u>12,872</u>  |
| <b>Charitable activities</b>                  |                |                |
| Wages   | 82,760         | 80,944         |
| Pensions                                      | 1,550          | 1,443          |
| Other costs                                   | 32,116         | 6,875          |
|   | <u>116,426</u> | <u>89,262</u>  |
| <b>Support costs</b>                          |                |                |
| <b>Management</b>                             |                |                |
| Wages   | 71,131         | 74,025         |
| Pensions                                      | 1,637          | 1,611          |
| Premises                                      | 19,796         | 19,635         |
| Insurance                                     | 1,027          | 1,032          |
| Telephone                                     | 3,570          | 4,673          |
| Printing, stationery and computer consumables | 2,519          | 4,476          |
| Publicity                                     | 1,055          | 125            |
| Plant and machinery                           | 56             | 56             |
| App   | 3,664          | -              |
| Computer equipment                            | 3,910          | 3,412          |
|   | <u>108,365</u> | <u>109,045</u> |
| <b>Governance costs</b>                       |                |                |
| Accountancy and legal fees                    | 1,341          | 882            |

This page does not form part of the statutory financial statements

Hope's Children & Young Peoples Support  
Services

Detailed Statement of Financial Activities  
for the Year Ended 30 June 2022

|                          | 30.6.22                | 30.6.21               |
|--------------------------|------------------------|-----------------------|
|                          | <u>£</u>               | <u>£</u>              |
| Total resources expended | <u>242,366</u>         | <u>212,061</u>        |
| <b>Net expenditure</b>   | <u><u>(44,514)</u></u> | <u><u>(1,619)</u></u> |

**HOPE'S CHILDREN & YOUNG PEOPLES SUPPORT SERVICES**

England & Wales - Charity number 1135680

---

# Accounts

---

HOPE'S CHILDREN & YOUNG PEOPLES SUPPORT SERVICES

## TRUSTEES' REPORT

(for the period 1<sup>st</sup> July 2020 to 30 June 2021)

### Structure, Governance and Management

#### Governing Document

Hope's Children and Young Peoples Support Services (Hope Support Services) is a company limited by guarantee and a registered charity. It is governed by its Articles of Association dated 22<sup>nd</sup> February 2010 (revised 17<sup>th</sup> December 2020). In the event of the company being wound up directors are required to contribute an amount not exceeding £10.

#### Trustees

The directors of the company are also charity trustees for the purposes of charity law. All trustees gave their time voluntarily and received no benefits from the charity. Any expenses reclaimed from the charity are set out in the Financial Statements. Due to the nature of the work of the charity, there is a mix of business, educational and medical expertise within the board of trustees.

The trustees are familiar with the work of the charity, some having been involved since the early inception. New trustees are appointed by the existing trustees and are briefed on the objectives and work of the charity and provided with an information pack with full supporting documentation including information on the statutory responsibilities of trustees. The trustees work with the CEO on a strategic level. The CEO has responsibility for the management of the charity.

### Objectives and Activities

#### Objectives of the Charity

Our charity's objectives are as set out in the Articles of Association:

"To relieve the mental and physical sickness of persons resident in the United Kingdom, in particular children and young people suffering from bereavement or loss or a serious health crisis of a family member by the provision of workshops and support.

"To advance the education of professionals working with children and young people suffering from bereavement, loss or the serious illness of a family member by the provision of training."

The following quotation is pertinent to the setting of our aims and objectives; *"Children who experience three or more stressful life events, such as family bereavements, divorce or serious illness are significantly more likely to develop emotional and behavioural disorders"* (Source: The Office for National Statistics 21st October 2008).

#### Main Objectives for the Year July 2020 – June 2021

The trustees have had regard to the guidance issued by the Charity Commission on public benefit and the summary of the main activities for the year are:

1. Implement the fundraising strategy across all funding streams – seeking resilience funding in the light of the global pandemic, replacing existing funding and securing new sources of income.

2. To continue to provide a blended service, using both in-person and online methods of responding to the needs of local communities and to the young people with a focus on safety during the pandemic.
3. To ensure the sustainability of services in Herefordshire, whilst continuing to develop partnerships in Herefordshire and beyond.
4. Continued development of an effective management structure including Trustees, the Youth Management Team, and Senior Staff. Development of existing workforce and recruitment of experienced and qualified staff to meet the growing demands for the Hope service.
5. Promote and expand Hope by continuing to establish cohesive partnerships and referral links with local health, education, social and voluntary agencies, and bodies.
6. To continue to develop operational systems, policies and procedures to ensure the safeguarding of service users and staff.

Volunteers contribute to the work of the charity especially in the area of fundraising, but also in administration, publicity, marketing and support at youth sessions and activities. All members of staff also volunteer on a regular basis. The Youth Management Team are all volunteers and are a significant part of the organisation.

### **Achievements and Performance**

Significant achievements this year include:

Procurement of funding from a range of sources including BBC Children in Need, National Lottery Community Fund, People's Postcode Lottery and several independent trusts.

Development of an online assembly and affiliated teaching materials created as a schools' resource and being rolled out to secondary schools across the county and beyond.

Development of the Hope App to support and signpost young people digitally, providing 'a friend in the pocket'.

Continued provision of regular sessions delivered by the frontline team to young people across Herefordshire.

- Post-pandemic growth in offering has resulted in more face-to-face sessions than previously
- The online team has doubled in size in response to the need for additional online provision and is effectively supporting a large group of 11-25 year-olds
- Continued delivery of the children and young person's support service at St Michael's Hospice

Both the Youth Management Team and Advisory Team continue to thrive, with new members recruited. These including a youth social action facilitator, whose focus addresses issues facing young people from rural communities across Herefordshire.

Hope Advisory Team continues to work with the Children's Research Centre at the Open University to complete further research into the need for support for young people living through a family health crisis.

### **Financial Review**

#### Summary

Covid has affected our services and ability to raise funds. However, we have continued to be successful in securing funds to continue the valuable work that Hope undertakes. We are again enormously grateful to all who have shown faith in us and what we are seeking to do and through grants, donations or fundraising have enabled us to continue our work this year.

Largely due to the pandemic affecting our fundraising opportunities over the year, this year we saw a financial outcome for the period with a net loss of £1619, with around 2 months of unrestricted working capital at the end of the financial year (excluding investment, based on our upcoming 2021/2022 budget projection).

### Funding Sources

Apart from fundraising income, the principal funding sources for the charity are by way of grants and donations. During the year, we received funding from 15 grant funders, as well individual donations and support. The largest funders were BBC Children in Need for the Hope Online service; The National Lottery Community Fund and Eveson Charitable Trust for the Hope in Herefordshire project; Charities Aid Foundation, People's Postcode Lottery (Postcode Local Trust) and the Rank Foundation for core salaries/costs.

### Reserves Policy

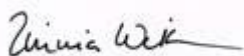
The trustees have made a slight change to our reserves policy. Our investment is managed cautiously, in ethical and socially responsible funds. This investment represents around six months reserves. In addition, we aim to keep around three months unrestricted working capital, to enable day-to-day expenditure to be met. The trustees have built unrestricted reserves to ensure as far as possible that the work of the charity can continue and vital costs can be met, should the economic situation change in future financial years or new opportunities arise.

### **Plans for the Future**

Aims and Objectives for the Future:

- Further develop our blended service to effectively support 5–25-year-olds with a range of options for digital and face-to-face engagement and incorporating the Hope App
- Continue promoting and expanding throughout Herefordshire and beyond with a focus on partnerships with schools, hospitals, and hospices
- Safeguard the financial sustainability of the charity via implementation of the three-year fundraising strategy, to ensure diversification and source income from alternative and sustainable streams
- Recruitment of a Youth Trustee to join the Board and work in liaison with the Youth Management Team

On behalf of the Board



Zinnia Wilkinson – Chair

Report of the Trustees and  
Unaudited Financial Statements for the Year Ended 30 June 2021  
for  
Hope's Children & Young Peoples Support  
Services

Thorne & Co.  
Accountants  
1 St Mary's Street  
Ross-on-Wye  
Herefordshire  
HR9 5HT

Contents of the Financial Statements  
for the Year Ended 30 June 2021

|  | Page    |
|--|---------|
| Report of the Trustees                     | 1 to 4  |
| Independent Examiner's Report              | 5       |
| Statement of Financial Activities          | 6       |
| Balance Sheet                              | 7 to 8  |
| Notes to the Financial Statements          | 9 to 18 |
| Detailed Statement of Financial Activities | 19      |

The trustees who are also directors of the charity for the purposes of the Companies Act 2006, present their report with the financial statements of the charity for the year ended 30 June 2021. The trustees have adopted the provisions of Accounting and Reporting by Charities: Statement of Recommended Practice applicable to charities preparing their accounts in accordance with the Financial Reporting Standard applicable in the UK and Republic of Ireland (FRS 102) (effective 1 January 2019).

## **OBJECTIVES AND ACTIVITIES**

### Objectives of the Charity

Our charity's objectives are as set out in the Articles of Association:

"To relieve the mental and physical sickness of persons resident in the United Kingdom, in particular children and young people suffering from bereavement or loss or a serious health crisis of a family member by the provision of workshops and support.

"To advance the education of professionals working with children and young people suffering from bereavement, loss or the serious illness of a family member by the provision of training."

The following quotation is pertinent to the setting of our aims and objectives; "Children who experience three or more stressful life events, such as family bereavements, divorce or serious illness are significantly more likely to develop emotional and behavioural disorders" (Source: The Office for National Statistics 21st October 2008).

### Main Objectives for the Year July 2020 - June 2021

The trustees have had regard to the guidance issued by the Charity Commission on public benefit and the summary of the main activities for the year are:

1. Implement the fundraising strategy across all funding streams - seeking resilience funding in the light of the global pandemic, replacing existing funding and securing new sources of income.
2. To continue to provide a blended service, using both in-person and online methods of responding to the needs of local communities and to the young people with a focus on safety during the pandemic.
3. To ensure the sustainability of services in Herefordshire, whilst continuing to develop partnerships in Herefordshire and beyond.
4. Continued development of an effective management structure including Trustees, the Youth Management Team, and Senior Staff. Development of existing workforce and recruitment of experienced and qualified staff to meet the growing demands for the Hope service.
5. Promote and expand Hope by continuing to establish cohesive partnerships and referral links with local health, education, social and voluntary agencies, and bodies.
6. To continue to develop operational systems, policies and procedures to ensure the safeguarding of service users and staff.

Volunteers contribute to the work of the charity especially in the area of fundraising, but also in administration, publicity, marketing and support at youth sessions and activities. All members of staff also volunteer on a regular basis. The Youth Management Team are all volunteers and are a significant part of the organisation.

## **ACHIEVEMENT AND PERFORMANCE**

Significant achievements this year include:

Procurement of funding from a range of sources including BBC Children in Need, National Lottery Community Fund, People's Postcode Lottery and several independent trusts.

Development of an online assembly and affiliated teaching materials created as a schools' resource and being rolled out to secondary schools across the county and beyond.

Development of the Hope App to support and signpost young people digitally, providing 'a friend in the pocket'.

Continued provision of regular sessions delivered by the frontline team to young people across Herefordshire.

- Post-pandemic growth in offering has resulted in more face-to-face sessions than previously
- The online team has doubled in size in response to the need for additional online provision and is effectively supporting a large group of 11-25 year-olds
- Continued delivery of the children and young person's support service at St Michael's Hospice

Both the Youth Management Team and Advisory Team continue to thrive, with new members recruited. These including a youth social action facilitator, whose focus addresses issues facing young people from rural communities across Herefordshire.

Hope Advisory Team continues to work with the Children's Research Centre at the Open University to complete further research into the need for support for young people living through a family health crisis.

## **FINANCIAL REVIEW**

### Summary

Covid has affected our services and ability to raise funds. However, we have continued to be successful in securing funds to continue the valuable work that Hope undertakes. We are again enormously grateful to all who have shown faith in us and what we are seeking to do and through grants, donations or fundraising have enabled us to continue our work this year.

Largely due to the pandemic affecting our fundraising opportunities over the year, this year we saw a financial outcome for the period with a net loss of £1619, with around 2 months of unrestricted working capital at the end of the financial year (excluding investment, based on our upcoming 2021/2022 budget projection).

### Funding Sources

Apart from fundraising income, the principal funding sources for the charity are by way of grants and donations. During the year, we received funding from 15 grant funders, as well individual donations and support. The largest funders were BBC Children in Need for the Hope Online service; The National Lottery Community Fund and Eveson Charitable Trust for the Hope in Herefordshire project; Charities Aid Foundation, People's Postcode Lottery (Postcode Local Trust) and the Rank Foundation for core salaries/costs.

### Reserves Policy

The trustees have made a slight change to our reserves policy. Our investment is managed cautiously, in ethical and socially responsible funds. This investment represents around six months reserves. In addition, we aim to keep around three months unrestricted working capital, to enable day-to-day expenditure to be met. The trustees have built unrestricted reserves to ensure as far as possible that the work of the charity can continue and vital costs can be met, should the economic situation change in future financial years or new opportunities arise.

## **PLANS FOR THE FUTURE**

Aims and Objectives for the Future:

- Further develop our blended service to effectively support 5-25-year-olds with a range of options for digital and face-to-face engagement and incorporating the Hope App
- Continue promoting and expanding throughout Herefordshire and beyond with a focus on partnerships with schools, hospitals, and hospices
- Safeguard the financial sustainability of the charity via implementation of the three-year fundraising strategy, to ensure diversification and source income from alternative and sustainable streams
- Recruitment of a Youth Trustee to join the Board and work in liaison with the Youth Management Team

## **STRUCTURE, GOVERNANCE AND MANAGEMENT**

### **Governing document**

Hope's Children and Young Peoples Support Services (Hope Support Services) is a company limited by guarantee and a registered charity. It is governed by its Articles of Association dated 22nd February 2010 (revised 17th December 2020). In the event of the company being wound up directors are required to contribute an amount not exceeding £10.

### **Trustees**

The directors of the company are also charity trustees for the purposes of charity law. All trustees gave their time voluntarily and received no benefits from the charity. Any expenses reclaimed from the charity are set out in the Financial Statements. Due to the nature of the work of the charity, there is a mix of business, educational and medical expertise within the board of trustees.

The trustees are familiar with the work of the charity, some having been involved since the early inception. New trustees are appointed by the existing trustees and are briefed on the objectives and work of the charity and provided with an information pack with full supporting documentation including information on the statutory responsibilities of trustees. The trustees work with the CEO on a strategic level. The CEO has responsibility for the management of the charity.

## **REFERENCE AND ADMINISTRATIVE DETAILS**

### **Registered Company number**

07164190 (England and Wales)

### **Registered Charity number**

1135680

### **Registered office**

Overross House  
Ross Park  
Ross-on-Wye  
Herefordshire  
HR9 7US

### **Trustees**

J A H Greenfield (resigned 1.3.21)  
A D Trevethan (resigned 25.11.20)  
S M White (resigned 28.7.21)  
N A Wardale  
R E Fletcher  
L J Ryan  
J A Clapp (appointed 25.11.20)  
Z J Wilkinson (appointed 25.11.20)  
R W Young (appointed 28.7.21)

**REFERENCE AND ADMINISTRATIVE DETAILS**

**Independent Examiner**

Thorne & Co.

Accountants

1 St Mary's Street

Ross-on-Wye

Herefordshire

HR9 5HT

Approved by order of the board of trustees on 13 December 2021 and signed on its behalf by:

Z J Wilkinson - Trustee

**Independent examiner's report to the trustees of Hope's Children & Young Peoples Support Services ('the Company')**

I report to the charity trustees on my examination of the accounts of the Company for the year ended 30 June 2021.

**Responsibilities and basis of report**

As the charity's trustees of the Company (and also its directors for the purposes of company law) you are responsible for the preparation of the accounts in accordance with the requirements of the Companies Act 2006 ('the 2006 Act').

Having satisfied myself that the accounts of the Company are not required to be audited under Part 16 of the 2006 Act and are eligible for independent examination, I report in respect of my examination of your charity's accounts as carried out under section 145 of the Charities Act 2011 ('the 2011 Act'). In carrying out my examination I have followed the Directions given by the Charity Commission under section 145(5) (b) of the 2011 Act.

**Independent examiner's statement**

I have completed my examination. I confirm that no matters have come to my attention in connection with the examination giving me cause to believe:

1. accounting records were not kept in respect of the Company as required by section 386 of the 2006 Act; or
2. the accounts do not accord with those records; or
3. the accounts do not comply with the accounting requirements of section 396 of the 2006 Act other than any requirement that the accounts give a true and fair view which is not a matter considered as part of an independent examination; or
4. the accounts have not been prepared in accordance with the methods and principles of the Statement of Recommended Practice for accounting and reporting by charities (applicable to charities preparing their accounts in accordance with the Financial Reporting Standard applicable in the UK and Republic of Ireland (FRS 102)).

I have no concerns and have come across no other matters in connection with the examination to which attention should be drawn in this report in order to enable a proper understanding of the accounts to be reached.

Edward Richards  
ACCA  
Thorne & Co.  
Accountants  
1 St Mary's Street  
Ross-on-Wye  
Herefordshire  
HR9 5HT

13 December 2021

Hope's Children & Young Peoples Support Services

Statement of Financial Activities  
for the Year Ended 30 June 2021

|                                    | Notes | Unrestricted funds<br>£ | Restricted funds<br>£ | 30.6.21<br>Total funds<br>£ | 30.6.20<br>Total funds<br>£ |
|------------------------------------|-------|-------------------------|-----------------------|-----------------------------|-----------------------------|
| <b>INCOME AND ENDOWMENTS FROM</b>  |       |                         |                       |                             |                             |
| Donations and legacies             |       | 27,081                  | 172,788               | 199,869                     | 270,570                     |
| Other trading activities           | 2     | 4,081                   | -                     | 4,081                       | 16,837                      |
| Investment income                  | 3     | 6,492                   | -                     | 6,492                       | (1,243)                     |
| <b>Total</b>                       |       | <u>37,654</u>           | <u>172,788</u>        | <u>210,442</u>              | <u>286,164</u>              |
| <b>EXPENDITURE ON</b>              |       |                         |                       |                             |                             |
| Raising funds                      |       | 12,208                  | 664                   | 12,872                      | 32,416                      |
| <b>Charitable activities</b>       |       |                         |                       |                             |                             |
| Projects                           |       | 29,256                  | 169,933               | 199,189                     | 234,160                     |
| <b>Total</b>                       |       | <u>41,464</u>           | <u>170,597</u>        | <u>212,061</u>              | <u>266,576</u>              |
| <b>NET INCOME/(EXPENDITURE)</b>    |       | <u>(3,810)</u>          | <u>2,191</u>          | <u>(1,619)</u>              | <u>19,588</u>               |
| <b>RECONCILIATION OF FUNDS</b>     |       |                         |                       |                             |                             |
| <b>Total funds brought forward</b> |       | 188,252                 | 51,924                | 240,176                     | 220,588                     |
| <b>TOTAL FUNDS CARRIED FORWARD</b> |       | <u><u>184,442</u></u>   | <u><u>54,115</u></u>  | <u><u>238,557</u></u>       | <u><u>240,176</u></u>       |

The notes form part of these financial statements

Hope's Children & Young Peoples Support Services

Balance Sheet  
30 June 2021

|  | Notes | Unrestricted funds<br>£ | Restricted funds<br>£ | 30.6.21<br>Total funds<br>£ | 30.6.20<br>Total funds<br>£ |
|--|-------|-------------------------|-----------------------|-----------------------------|-----------------------------|
| <b>FIXED ASSETS</b>                          |       |                         |                       |                             |                             |
| Tangible assets                              | 7     | 49,867                  | -                     | 49,867                      | 50,966                      |
| <b>CURRENT ASSETS</b>                        |       |                         |                       |                             |                             |
| Debtors                                      | 8     | 1,134                   | 3,485                 | 4,619                       | 8,282                       |
| Investments                                  | 9     | 109,323                 | -                     | 109,323                     | 102,831                     |
| Cash at bank                                 |       | 24,508                  | 50,775                | 75,283                      | 79,297                      |
|  |       | <u>134,965</u>          | <u>54,260</u>         | <u>189,225</u>              | <u>190,410</u>              |
| <b>CREDITORS</b>                             |       |                         |                       |                             |                             |
| Amounts falling due within one year          | 10    | (390)                   | (145)                 | (535)                       | (1,200)                     |
|  |       | <u>134,575</u>          | <u>54,115</u>         | <u>188,690</u>              | <u>189,210</u>              |
| <b>NET CURRENT ASSETS</b>                    |       |                         |                       |                             |                             |
|  |       | <u>184,442</u>          | <u>54,115</u>         | <u>238,557</u>              | <u>240,176</u>              |
| <b>TOTAL ASSETS LESS CURRENT LIABILITIES</b> |       |                         |                       |                             |                             |
|  |       | <u>184,442</u>          | <u>54,115</u>         | <u>238,557</u>              | <u>240,176</u>              |
| <b>NET ASSETS</b>                            |       |                         |                       |                             |                             |
|  |       | <u>184,442</u>          | <u>54,115</u>         | <u>238,557</u>              | <u>240,176</u>              |
| <b>FUNDS</b>                                 |       |                         |                       |                             |                             |
|  | 12    |                         |                       | 184,442                     | 188,252                     |
| Unrestricted funds                           |       |                         |                       | 54,115                      | 51,924                      |
| Restricted funds                             |       |                         |                       | <u>238,557</u>              | <u>240,176</u>              |
| <b>TOTAL FUNDS</b>                           |       |                         |                       |                             |                             |
|  |       |                         |                       | <u>238,557</u>              | <u>240,176</u>              |

The charitable company is entitled to exemption from audit under Section 477 of the Companies Act 2006 for the year ended 30 June 2021.

The members have not required the company to obtain an audit of its financial statements for the year ended 30 June 2021 in accordance with Section 476 of the Companies Act 2006.

The trustees acknowledge their responsibilities for

- (a) ensuring that the charitable company keeps accounting records that comply with Sections 386 and 387 of the Companies Act 2006 and
- (b) preparing financial statements which give a true and fair view of the state of affairs of the charitable company as at the end of each financial year and of its surplus or deficit for each financial year in accordance with the requirements of Sections 394 and 395 and which otherwise comply with the requirements of the Companies Act 2006 relating to financial statements, so far as applicable to the charitable company.

Hope's Children & Young Peoples Support  
Services

Balance Sheet - continued  
30 June 2021

These financial statements have been prepared in accordance with the provisions applicable to charitable companies subject to the small companies regime.

The financial statements were approved by the Board of Trustees and authorised for issue on 13 December 2021 and were signed on its behalf by:

Z J Wilkinson - Trustee

## 1. ACCOUNTING POLICIES

### **Basis of preparing the financial statements**

The financial statements of the charitable company, which is a public benefit entity under FRS 102, have been prepared in accordance with the Charities SORP (FRS 102) 'Accounting and Reporting by Charities: Statement of Recommended Practice applicable to charities preparing their accounts in accordance with the Financial Reporting Standard applicable in the UK and Republic of Ireland (FRS 102) (effective 1 January 2019)', Financial Reporting Standard 102 'The Financial Reporting Standard applicable in the UK and Republic of Ireland' and the Companies Act 2006. The financial statements have been prepared under the historical cost convention.

### **Income**

All income is recognised in the Statement of Financial Activities once the charity has entitlement to the funds, it is probable that the income will be received and the amount can be measured reliably.

### **Expenditure**

Liabilities are recognised as expenditure as soon as there is a legal or constructive obligation committing the charity to that expenditure, it is probable that a transfer of economic benefits will be required in settlement and the amount of the obligation can be measured reliably. Expenditure is accounted for on an accruals basis and has been classified under headings that aggregate all cost related to the category. Where costs cannot be directly attributed to particular headings they have been allocated to activities on a basis consistent with the use of resources.

### **Tangible fixed assets**

Depreciation is provided at the following annual rates in order to write off each asset over its estimated useful life.

|                     |               |
|---------------------|---------------|
| Plant and machinery | - 25% on cost |
| Computer equipment  | - 25% on cost |

### **Taxation**

The charity is exempt from corporation tax on its charitable activities.

### **Fund accounting**

Unrestricted funds can be used in accordance with the charitable objectives at the discretion of the trustees.

Restricted funds can only be used for particular restricted purposes within the objects of the charity. Restrictions arise when specified by the donor or when funds are raised for particular restricted purposes.

### **Pension costs and other post-retirement benefits**

The charitable company operates a defined contribution pension scheme. Contributions payable to the charitable company's pension scheme are charged to the Statement of Financial Activities in the period to which they relate.

### **Investments**

Investments are stated at market value at the balance sheet date. The Statement of Financial Activities includes the net gains and losses arising on revaluations and disposals throughout the year.

Notes to the Financial Statements - continued  
for the Year Ended 30 June 2021

**2. OTHER TRADING ACTIVITIES**

|             | 30.6.21 | 30.6.20 |
|-------------|---------|---------|
|             | £       | £       |
| Fundraising | 4,081   | 16,837  |

**3. INVESTMENT INCOME**

|                                    | 30.6.21 | 30.6.20 |
|------------------------------------|---------|---------|
|                                    | £       | £       |
| Gain/(losses) on investment assets | 6,492   | (1,243) |

**4. NET INCOME/(EXPENDITURE)**

Net income/(expenditure) is stated after charging/(crediting):

|                             | 30.6.21 | 30.6.20 |
|-----------------------------|---------|---------|
|                             | £       | £       |
| Depreciation - owned assets | 3,468   | 3,621   |

**5. TRUSTEES' REMUNERATION AND BENEFITS**

**Trustees' expenses**

No travel and incidental costs were reimbursed this year or in the previous year.

**6. STAFF COSTS**

The average monthly number of employees during the year was as follows:

|                  | 30.6.21  | 30.6.20   |
|------------------|----------|-----------|
| Management       | 2        | 2         |
| Service Delivery | 6        | 8         |
|                  | <u>8</u> | <u>10</u> |

No employees received emoluments in excess of £60,000.

**7. TANGIBLE FIXED ASSETS**

|                       | Assets in<br>the<br>course of<br>construction<br>£ | Plant and<br>machinery<br>£ | Computer<br>equipment<br>£ | Totals<br>£   |
|-----------------------|--|-----------------------------|----------------------------|---------------|
| <b>COST</b>           |  |                             |                            |               |
| At 1 July 2020        | 41,974   | 228                         | 18,546                     | 60,748        |
| Additions             | 2,000  | -                           | 369                        | 2,369         |
|                       | <u>43,974</u>                                      | <u>228</u>                  | <u>18,915</u>              | <u>63,117</u> |
| At 30 June 2021       | 43,974   | 228                         | 18,915                     | 63,117        |
| <b>DEPRECIATION</b>   |  |                             |                            |               |
| At 1 July 2020        | -  | 60                          | 9,722                      | 9,782         |
| Charge for year       | -  | 56                          | 3,412                      | 3,468         |
|                       | <u>-</u>   | <u>116</u>                  | <u>13,134</u>              | <u>13,250</u> |
| At 30 June 2021       | -  | 116                         | 13,134                     | 13,250        |
| <b>NET BOOK VALUE</b> |  |                             |                            |               |
| At 30 June 2021       | <u>43,974</u>                                      | <u>112</u>                  | <u>5,781</u>               | <u>49,867</u> |
| At 30 June 2020       | <u>41,974</u>                                      | <u>168</u>                  | <u>8,824</u>               | <u>50,966</u> |

**8. DEBTORS: AMOUNTS FALLING DUE WITHIN ONE YEAR**

|                                |              |              |
|--------------------------------|--------------|--------------|
|                                | 30.6.21<br>£ | 30.6.20<br>£ |
| Trade debtors                  | 250          | 2,765        |
| Other debtors                  | -            | 1,148        |
| Prepayments and accrued income | 4,369        | 4,369        |
|                                | <u>4,619</u> | <u>8,282</u> |

**9. CURRENT ASSET INVESTMENTS**

|                    |                |                |
|--------------------|----------------|----------------|
|                    | 30.6.21<br>£   | 30.6.20<br>£   |
| Listed investments | 109,323        | 102,831        |
|                    | <u>109,323</u> | <u>102,831</u> |

**10. CREDITORS: AMOUNTS FALLING DUE WITHIN ONE YEAR**

|                              | 30.6.21    | 30.6.20      |
|------------------------------|------------|--------------|
|                              | £          | £            |
| Accruals and deferred income | 535        | 1,200        |
|                              | <u>535</u> | <u>1,200</u> |

**11. LEASING AGREEMENTS**

Minimum lease payments under non-cancellable operating leases fall due as follows:

|                            | 30.6.21       | 30.6.20       |
|----------------------------|---------------|---------------|
|                            | £             | £             |
| Between one and five years | 31,160        | 49,856        |
|                            | <u>31,160</u> | <u>49,856</u> |

**12. MOVEMENT IN FUNDS**

|                                 | At 1.7.20      | Net<br>movement<br>in funds | At             |
|---------------------------------|----------------|-----------------------------|----------------|
|                                 | £              | £                           | 30.6.21<br>£   |
| <b>Unrestricted funds</b>       |                |                             |                |
| General fund                    | 186,252        | (3,810)                     | 182,442        |
| Designated                      | 2,000          | -                           | 2,000          |
|                                 | <u>188,252</u> | <u>(3,810)</u>              | <u>184,442</u> |
| <b>Restricted funds</b>         |                |                             |                |
| Eveson Charitable Trust         | -              | 10,001                      | 10,001         |
| BBC Children in Need            | 11,526         | 2,884                       | 14,410         |
| Rank Aspire                     | 3,285          | (3,010)                     | 275            |
| Schuh Trust                     | 398            | (398)                       | -              |
| J L Solandt                     | 2,400          | (300)                       | 2,100          |
| Rathbone Moral Aid Charity      | 1,114          | (1,114)                     | -              |
| National Lottery Community Fund | 31,351         | (25,503)                    | 5,848          |
| Baron Davenport Charity         | 500            | (500)                       | -              |
| Woodroffe Benton Foundation     | 1,000          | (1,000)                     | -              |
| Anonymous                       | 350            | (350)                       | -              |
| Postcode Local Trust            | -              | 19,599                      | 19,599         |
| Fees Fund                       | -              | 361                         | 361            |
| Edward Cadbury Charitable Trust | -              | 1,421                       | 1,421          |
| UK Youth                        | -              | 100                         | 100            |
|                                 | <u>51,924</u>  | <u>2,191</u>                | <u>54,115</u>  |
| <b>TOTAL FUNDS</b>              | <u>240,176</u> | <u>(1,619)</u>              | <u>238,557</u> |

**12. MOVEMENT IN FUNDS - continued**

Net movement in funds, included in the above are as follows:

|                                 | Incoming<br>resources<br>£ | Resources<br>expended<br>£ | Movement<br>in funds<br>£ |
|---------------------------------|----------------------------|----------------------------|---------------------------|
| <b>Unrestricted funds</b>       |                            |                            |                           |
| General fund                    | 37,654                     | (41,464)                   | (3,810)                   |
| <b>Restricted funds</b>         |                            |                            |                           |
| Eveson Charitable Trust         | 10,001                     | -                          | 10,001                    |
| BBC Children in Need            | 39,985                     | (37,101)                   | 2,884                     |
| Rank Aspire                     | -                          | (3,010)                    | (3,010)                   |
| Schuh Trust                     | -                          | (398)                      | (398)                     |
| J L Solandt                     | -                          | (300)                      | (300)                     |
| South Square Charitable Trust   | 500                        | (500)                      | -                         |
| Rathbone Moral Aid Charity      | -                          | (1,114)                    | (1,114)                   |
| National Lottery Community Fund | 45,802                     | (71,305)                   | (25,503)                  |
| Baron Davenport Charity         | -                          | (500)                      | (500)                     |
| Woodroffe Benton Foundation     | -                          | (1,000)                    | (1,000)                   |
| Anonymous                       | -                          | (350)                      | (350)                     |
| Postcode Local Trust            | 19,599                     | -                          | 19,599                    |
| Fees Fund                       | 361                        | -                          | 361                       |
| Rank Foundation Recovery Fund   | 10,147                     | (10,147)                   | -                         |
| CAF Resilience Fund             | 26,280                     | (26,280)                   | -                         |
| Edward Cadbury Charitable Trust | 3,000                      | (1,579)                    | 1,421                     |
| Children in Need - Next Steps   | 17,013                     | (17,013)                   | -                         |
| UK Youth                        | 100                        | -                          | 100                       |
|                                 | <u>172,788</u>             | <u>(170,597)</u>           | <u>2,191</u>              |
| <b>TOTAL FUNDS</b>              | <u><u>210,442</u></u>      | <u><u>(212,061)</u></u>    | <u><u>(1,619)</u></u>     |

12. MOVEMENT IN FUNDS - continued

Comparatives for movement in funds

|                                 | At 1.7.19<br>£ | Net<br>movement<br>in funds<br>£ | Transfers<br>between<br>funds<br>£ | At<br>30.6.20<br>£ |
|---------------------------------|----------------|----------------------------------|------------------------------------|--------------------|
| <b>Unrestricted funds</b>       |                |                                  |                                    |                    |
| General fund                    | 190,880        | (19,184)                         | 14,556                             | 186,252            |
| Designated                      | 2,000          | -                                | -                                  | 2,000              |
|                                 | <u>192,880</u> | <u>(19,184)</u>                  | <u>14,556</u>                      | <u>188,252</u>     |
| <b>Restricted funds</b>         |                |                                  |                                    |                    |
| BBC Children in Need            | 13,215         | (1,689)                          | -                                  | 11,526             |
| Rank Aspire                     | -              | 3,458                            | (173)                              | 3,285              |
| Parivar Trust                   | -              | 478                              | (478)                              | -                  |
| Building Better Opportunities   | 1,740          | (1,740)                          | -                                  | -                  |
| I Will Fund                     | 1,092          | (1,092)                          | -                                  | -                  |
| Hospice UK                      | 8,961          | (8,221)                          | (740)                              | -                  |
| Schuh Trust                     | -              | 6,398                            | (6,000)                            | 398                |
| J L Solandt                     | 2,700          | (300)                            | -                                  | 2,400              |
| Rathbone Moral Aid Charity      | -              | 1,114                            | -                                  | 1,114              |
| National Lottery Community Fund | -              | 38,516                           | (7,165)                            | 31,351             |
| Baron Davenport Charity         | -              | 500                              | -                                  | 500                |
| Woodroffe Benton Foundation     | -              | 1,000                            | -                                  | 1,000              |
| Anonymous                       | -              | 350                              | -                                  | 350                |
|                                 | <u>27,708</u>  | <u>38,772</u>                    | <u>(14,556)</u>                    | <u>51,924</u>      |
| <b>TOTAL FUNDS</b>              | <u>220,588</u> | <u>19,588</u>                    | <u>-</u>                           | <u>240,176</u>     |

**12. MOVEMENT IN FUNDS - continued**

Comparative net movement in funds, included in the above are as follows:

|                                 | Incoming<br>resources<br>£ | Resources<br>expended<br>£ | Movement<br>in funds<br>£ |
|---------------------------------|----------------------------|----------------------------|---------------------------|
| <b>Unrestricted funds</b>       |                            |                            |                           |
| General fund                    | 62,850                     | (82,034)                   | (19,184)                  |
| <b>Restricted funds</b>         |                            |                            |                           |
| BBC Children in Need            | 39,281                     | (40,970)                   | (1,689)                   |
| St Michael's Hospice            | 15,000                     | (15,000)                   | -                         |
| Rank Aspire                     | 21,240                     | (17,782)                   | 3,458                     |
| Parivar Trust                   | 2,000                      | (1,522)                    | 478                       |
| Building Better Opportunities   | -                          | (1,740)                    | (1,740)                   |
| I Will Fund                     | 1                          | (1,093)                    | (1,092)                   |
| Hospice UK                      | 7,359                      | (15,580)                   | (8,221)                   |
| Schuh Trust                     | 7,500                      | (1,102)                    | 6,398                     |
| J L Solandt                     | -                          | (300)                      | (300)                     |
| South Square Charitable Trust   | 1,000                      | (1,000)                    | -                         |
| Souter Charitable Trust         | 3,000                      | (3,000)                    | -                         |
| Rathbone Moral Aid Charity      | 2,000                      | (886)                      | 1,114                     |
| National Lottery Community Fund | 97,283                     | (58,767)                   | 38,516                    |
| HCF High Sheriff Fund           | 800                        | (800)                      | -                         |
| Garfield Weston                 | 20,000                     | (20,000)                   | -                         |
| Four Acres Trust                | 3,000                      | (3,000)                    | -                         |
| Dyers Company                   | 2,000                      | (2,000)                    | -                         |
| Baron Davenport Charity         | 500                        | -                          | 500                       |
| Woodroffe Benton Foundation     | 1,000                      | -                          | 1,000                     |
| Anonymous                       | 350                        | -                          | 350                       |
|                                 | <u>223,314</u>             | <u>(184,542)</u>           | <u>38,772</u>             |
| <b>TOTAL FUNDS</b>              | <u><u>286,164</u></u>      | <u><u>(266,576)</u></u>    | <u><u>19,588</u></u>      |

**12. MOVEMENT IN FUNDS - continued**

A current year 12 months and prior year 12 months combined position is as follows:

|                                 | At 1.7.19<br>£ | Net<br>movement<br>in funds<br>£ | Transfers<br>between<br>funds<br>£ | At<br>30.6.21<br>£ |
|---------------------------------|----------------|----------------------------------|------------------------------------|--------------------|
| <b>Unrestricted funds</b>       |                |                                  |                                    |                    |
| General fund                    | 190,880        | (22,994)                         | 14,556                             | 182,442            |
| Designated                      | 2,000          | -                                | -                                  | 2,000              |
|                                 | <hr/>          | <hr/>                            | <hr/>                              | <hr/>              |
|                                 | 192,880        | (22,994)                         | 14,556                             | 184,442            |
| <b>Restricted funds</b>         |                |                                  |                                    |                    |
| Eveson Charitable Trust         | -              | 10,001                           | -                                  | 10,001             |
| BBC Children in Need            | 13,215         | 1,195                            | -                                  | 14,410             |
| Rank Aspire                     | -              | 448                              | (173)                              | 275                |
| Parivar Trust                   | -              | 478                              | (478)                              | -                  |
| Building Better Opportunities   | 1,740          | (1,740)                          | -                                  | -                  |
| I Will Fund                     | 1,092          | (1,092)                          | -                                  | -                  |
| Hospice UK                      | 8,961          | (8,221)                          | (740)                              | -                  |
| Schuh Trust                     | -              | 6,000                            | (6,000)                            | -                  |
| J L Solandt                     | 2,700          | (600)                            | -                                  | 2,100              |
| National Lottery Community Fund | -              | 13,013                           | (7,165)                            | 5,848              |
| Postcode Local Trust            | -              | 19,599                           | -                                  | 19,599             |
| Fees Fund                       | -              | 361                              | -                                  | 361                |
| Edward Cadbury Charitable Trust | -              | 1,421                            | -                                  | 1,421              |
| UK Youth                        | -              | 100                              | -                                  | 100                |
|                                 | <hr/>          | <hr/>                            | <hr/>                              | <hr/>              |
|                                 | 27,708         | 40,963                           | (14,556)                           | 54,115             |
| <b>TOTAL FUNDS</b>              | <hr/>          | <hr/>                            | <hr/>                              | <hr/>              |
|                                 | 220,588        | 17,969                           | -                                  | 238,557            |
|                                 | <hr/> <hr/>    | <hr/> <hr/>                      | <hr/> <hr/>                        | <hr/> <hr/>        |

**12. MOVEMENT IN FUNDS - continued**

A current year 12 months and prior year 12 months combined net movement in funds, included in the above are as follows:

|                                 | Incoming<br>resources<br>£ | Resources<br>expended<br>£ | Movement<br>in funds<br>£ |
|---------------------------------|----------------------------|----------------------------|---------------------------|
| <b>Unrestricted funds</b>       |                            |                            |                           |
| General fund                    | 100,504                    | (123,498)                  | (22,994)                  |
| <b>Restricted funds</b>         |                            |                            |                           |
| Eveson Charitable Trust         | 10,001                     | -                          | 10,001                    |
| BBC Children in Need            | 79,266                     | (78,071)                   | 1,195                     |
| St Michael's Hospice            | 15,000                     | (15,000)                   | -                         |
| Rank Aspire                     | 21,240                     | (20,792)                   | 448                       |
| Parivar Trust                   | 2,000                      | (1,522)                    | 478                       |
| Building Better Opportunities   | -                          | (1,740)                    | (1,740)                   |
| I Will Fund                     | 1                          | (1,093)                    | (1,092)                   |
| Hospice UK                      | 7,359                      | (15,580)                   | (8,221)                   |
| Schuh Trust                     | 7,500                      | (1,500)                    | 6,000                     |
| J L Solandt                     | -                          | (600)                      | (600)                     |
| South Square Charitable Trust   | 1,500                      | (1,500)                    | -                         |
| Souter Charitable Trust         | 3,000                      | (3,000)                    | -                         |
| Rathbone Moral Aid Charity      | 2,000                      | (2,000)                    | -                         |
| National Lottery Community Fund | 143,085                    | (130,072)                  | 13,013                    |
| HCF High Sheriff Fund           | 800                        | (800)                      | -                         |
| Garfield Weston                 | 20,000                     | (20,000)                   | -                         |
| Four Acres Trust                | 3,000                      | (3,000)                    | -                         |
| Dyers Company                   | 2,000                      | (2,000)                    | -                         |
| Baron Davenport Charity         | 500                        | (500)                      | -                         |
| Woodroffe Benton Foundation     | 1,000                      | (1,000)                    | -                         |
| Anonymous                       | 350                        | (350)                      | -                         |
| Postcode Local Trust            | 19,599                     | -                          | 19,599                    |
| Fees Fund                       | 361                        | -                          | 361                       |
| Rank Foundation Recovery Fund   | 10,147                     | (10,147)                   | -                         |
| CAF Resilience Fund             | 26,280                     | (26,280)                   | -                         |
| Edward Cadbury Charitable Trust | 3,000                      | (1,579)                    | 1,421                     |
| Children in Need - Next Steps   | 17,013                     | (17,013)                   | -                         |
| UK Youth                        | 100                        | -                          | 100                       |
|                                 | <u>396,102</u>             | <u>(355,139)</u>           | <u>40,963</u>             |
| <b>TOTAL FUNDS</b>              | <u><u>496,606</u></u>      | <u><u>(478,637)</u></u>    | <u><u>17,969</u></u>      |

**13. RELATED PARTY DISCLOSURES**

There were no related party transactions for the year ended 30 June 2021.

**14. LIMITED BY GUARANTEE**

The company is a private company limited by guarantee and consequently does not have share capital. Each of the members is liable to contribute an amount not exceeding £10 towards the assets of the company in the event of liquidation.

**15. DESIGNATED FUNDS**

The Youth Management Team manages its own designated fund, and uses it to fundraise for activities such as youth sessions and Hope on the Road trips - ensuring Hope remains a charity of young people, for young people.

Hope's Children & Young Peoples Support Services

Detailed Statement of Financial Activities for the Year Ended 30 June 2021

30.6.21  
£

30.6.20  
£

**INCOME AND ENDOWMENTS**

**Donations and legacies**

|                      |         |         |
|----------------------|---------|---------|
| Donations and grants | 198,721 | 267,131 |
| Job retention scheme | 1,148   | 3,439   |
|                      | <hr/>   | <hr/>   |
|                      | 199,869 | 270,570 |

**Other trading activities**

|             |       |        |
|-------------|-------|--------|
| Fundraising | 4,081 | 16,837 |
|-------------|-------|--------|

**Investment income**

|                                    |       |         |
|------------------------------------|-------|---------|
| Gain/(losses) on investment assets | 6,492 | (1,243) |
|------------------------------------|-------|---------|

**Total incoming resources**

210,442      286,164

**EXPENDITURE**

**Raising donations and legacies**

|             |        |        |
|-------------|--------|--------|
| Wages       | 11,360 | 26,482 |
| Pensions    | 179    | 387    |
| Fundraising | 1,333  | 5,547  |
|             | <hr/>  | <hr/>  |
|             | 12,872 | 32,416 |

**Charitable activities**

|             |        |         |
|-------------|--------|---------|
| Wages       | 80,944 | 102,012 |
| Pensions    | 1,443  | 1,797   |
| Other costs | 6,875  | 37,259  |
|             | <hr/>  | <hr/>   |
|             | 89,262 | 141,068 |

**Support costs**

**Management**

|   |         |        |
|---|---------|--------|
| Wages   | 74,025  | 66,129 |
| Pensions                                      | 1,611   | 1,537  |
| Premises                                      | 19,635  | 14,205 |
| Insurance                                     | 1,032   | 1,045  |
| Telephone                                     | 4,673   | 3,269  |
| Printing, stationery and computer consumables | 4,476   | 2,401  |
| Publicity                                     | 125     | 2      |
| Plant and machinery                           | 56      | 60     |
| Computer equipment                            | 3,412   | 3,561  |
|   | <hr/>   | <hr/>  |
|   | 109,045 | 92,209 |

**Governance costs**

|                            |     |     |
|----------------------------|-----|-----|
| Accountancy and legal fees | 882 | 883 |
|----------------------------|-----|-----|

**Total resources expended**

212,061      266,576

**Net (expenditure)/income**

(1,619)      19,588

This page does not form part of the statutory financial statements