

**REPORT OF THE TRUSTEES AND  
UNAUDITED FINANCIAL STATEMENTS  
FOR THE YEAR ENDED 31 DECEMBER 2023  
FOR  
THE PARISH OF NEW MALDEN & COOMBE,  
CHRIST CHURCH AND ST. JOHN'S**

Collards  
Chartered Accountants  
5-9 Eden Street  
Kingston-upon-Thames  
Surrey  
KT1 1BQ

**THE PARISH OF NEW MALDEN & COOMBE,  
CHRIST CHURCH AND ST. JOHN'S**

**CONTENTS OF THE FINANCIAL STATEMENTS  
FOR THE YEAR ENDED 31 DECEMBER 2023**

|   | <b>Page</b>     |
|---|-----------------|
| <b>Report of the Trustees</b>                     | <b>1 to 3</b>   |
| <b>Independent Examiner's Report</b>              | <b>4</b>        |
| <b>Statement of Financial Activities</b>          | <b>5</b>        |
| <b>Balance Sheet</b>                              | <b>6</b>        |
| <b>Cash Flow Statement</b>                        | <b>7</b>        |
| <b>Notes to the Cash Flow Statement</b>           | <b>8</b>        |
| <b>Notes to the Financial Statements</b>          | <b>9 to 16</b>  |
| <b>Detailed Statement of Financial Activities</b> | <b>17 to 18</b> |

**THE PARISH OF NEW MALDEN & COOMBE,  
CHRIST CHURCH AND ST. JOHN'S**

**REPORT OF THE TRUSTEES  
FOR THE YEAR ENDED 31 DECEMBER 2023**

The trustees present their report with the financial statements of the charity for the year ended 31 December 2023. The trustees have adopted the provisions of Accounting and Reporting by Charities: Statement of Recommended Practice applicable to charities preparing their accounts in accordance with the Financial Reporting Standard applicable in the UK and Republic of Ireland (FRS 102) (effective 1 January 2019).

The Parochial Church Council, along with other PCCs with income in excess of £100,000, registered as a charity with the Commission during 2009 (Registered Charity No. 1134966).

The Parochial Church Council is required, as stated in the Parochial Church Councils (Powers) Measure 1956, to co-operate with the minister in promoting in the parish the whole mission of the Church, pastoral, evangelistic, social and ecumenical.

When planning our activities for the year, the incumbent and the PCC have considered the Charity Commission's guidance on public benefit and, in particular, the specific guidance on charities for the advancement of religion. In particular, we try to enable ordinary people to live out their faith as part of our parish community through:

- Worship and prayer;
- Learning about the Gospel;
- and developing their knowledge and trust in Jesus Christ.
- provision of pastoral care for people living in the parish;
- missionary and outreach work.

## **FINANCIAL REVIEW**

### **Financial position**

#### **FUND DETAILS**

|                            | Balanceb/fwd<br>at1 Jan 2023<br>£ | Income<br>£    | Expenditure<br>£ | Transfer<br>to/from<br>Funds<br>£ | Balancec/fwd<br>at31 Dec 2023<br>£ |
|----------------------------|-----------------------------------|----------------|------------------|-----------------------------------|------------------------------------|
| <b>Unrestricted funds:</b> |                                   |                |                  |                                   |                                    |
| Christ Church General Fund | 731,238                           | 197,701        | 237,638          | -                                 | 691,301                            |
| St John's general Fund     | 101,741                           | 110,203        | 82,033           | (10,177)                          | 119,734                            |
| Freehold Property Reserve  | 222,623                           | -              | -                | -                                 | 222,623                            |
| <b>Total</b>               | <b>1,055,602</b>                  | <b>307,904</b> | <b>315,126</b>   | <b>(10,177)</b>                   | <b>1,035,152</b>                   |
| <b>Restricted Funds</b>    | <b>57,938</b>                     | <b>61,658</b>  | <b>40,718</b>    | <b>10,177</b>                     | <b>89,055</b>                      |
| <b>TOTAL</b>               | <b>1,113,540</b>                  | <b>369,562</b> | <b>359,839</b>   | <b>-</b>                          | <b>1,122,713</b>                   |

The church has a policy of retaining unrestricted funds equivalent to two to three months' worth of normal expenditure.

There is an increase of planned giving includes other income of £20,649 compared to last year, The majority of income to the unrestricted funds came from voluntary giving including tax reclaimed and legacies £237,304 (2022 - £255,408). The next largest source of income came from church activities £58,527 (2022 - £45,694) which includes lettings and rental of church property.

Total 2023 unrestricted expenditure £319,671 (2022 - £318,797), the largest item of expenditure from the unrestricted funds was the parish share payment to the diocese £96,148 (2022 - £99,910), with other significant amounts in relation to staff salaries and expenses £93,601 (2022 - £85,760) and property costs £79,700 (2022 - £78,364).

#### **Reserves policy**

The PCCs policy is to maintain unrestricted reserves equivalent to 3 - 4 months of the charities expenditure. As at the end of 2023, actual reserves were well in excess of this level, mainly as a consequence of legacies received during the year. The PCC is giving consideration to how these should be spent.

## **STRUCTURE, GOVERNANCE AND MANAGEMENT**

### **Governing document**

The charity is controlled by its governing document, a deed of trust and constitutes an unincorporated charity.

**THE PARISH OF NEW MALDEN & COOMBE,  
CHRIST CHURCH AND ST. JOHN'S**

**REPORT OF THE TRUSTEES  
FOR THE YEAR ENDED 31 DECEMBER 2023**

**STRUCTURE, GOVERNANCE AND MANAGEMENT**

**Organisational structure**

Full meetings of the Parochial Church Council are usually held six times per year.

St John's is served by its own District Church Council and the St John's Standing Committee.

**St John's District Church Council** has wide powers over St John's matters under the PCC.

**St John's Standing Committee** has powers devolved from the St John's District Church Council.

Certain aspects of the PCC's work are delegated, in the first instance to sub-committees, membership of which may include co-opted members of the church who are not members of the PCC. These sub-committees, however, report to the PCC. Their functions are as follows:

**PCC Standing Committee** can, if necessary, conduct urgent business of the Parochial Church Council between normal PCC meetings and any other business which the PCC so decides, reporting to the next PCC meeting. The Standing Committee now meets bi-monthly (between PCCs) as part of a larger Leadership Team. It currently includes within its remit, the roles previously performed by the Finance and Fabric Committee. The finance role includes assisting the Treasurer in the formulation of the Christ Church Budget and Annual Accounts, the monitoring of income and expenditure plus advising the appropriate means of funding special items of expenditure and other non-budgeted items. The fabric role includes supervision of the care, maintenance and preservation of the fabric, goods and ornaments of the various Christ Church properties and recommends to the PCC appropriate repair, maintenance or improvements.

**Assessment of Risks**

The PCC is aware of its responsibilities for assessing its risks and is satisfied that the major risks have been assessed by its sub-committees. The risks assessed were:-

i) Property fire or theft. Insurance cover is maintained against both these risks. The principal policies contain excesses in the amount of £100.

ii) Misappropriation of funds. The budgeted expenditure for each year is approved by the full PCC. The PCC reviews expenditure against budgets and ensures there is a basic segregation of duties to guard against the potential for the misappropriation of funds. The amounts of cash held at any one time are not material to the Parish. At St John's, two signatories are required for any cheque in excess of £400 and all electronic payments. All matters involving expenditure in excess of £2,000, approved by St John's DCC are put to the full PCC. At Christ Church, expenditure replacing existing items like-for-like up to £3,000 can be approved by the Standing Committee. New expenditure above £700 is put to the PCC. All payments are made electronically and require dual authorisation. The only exception is for bank payment cards where only a single authorisation is possible. Any such payments above £700 will have been agreed in advance.

iii) Allegations of inappropriate behaviour against persons acting on behalf of the Parish. All employees are subject to careful recruitment screening. The Parish subscribes to the Diocesan scheme for screening all those involved in children's work. Guidance is given so that activities are structured in a way that minimises the potential for allegations to arise. The PCC has complied with the duty under section 5 of the Safeguarding and Clergy Discipline Measure 2016 (duty to have due regard to House of Bishops' guidance on safeguarding children and vulnerable adults).

**Proceedings of the Parochial Church Council during the Year**

Some of the principal matters considered by the Parochial Church Council during the year were as follows: -

- a) Discussion of mission and evangelism in the parish, including the role of community in growing the church
- b) A new initiative for the third Sunday evening of the month - Sunday Screen - to complement the existing Sunday School for Grown-Ups on the second and fourth Sundays.
- c) approval of spending on routine maintenance of church and grounds, including tree work, fast broadband and a new phone system.

Further matters are detailed in the accompanying PCC Report which is published alongside the Fabric, Global Mission Group, Electoral Roll and Deanery Synod reports

**REFERENCE AND ADMINISTRATIVE DETAILS**

**Registered Charity number**

1134966

**THE PARISH OF NEW MALDEN & COOMBE,  
CHRIST CHURCH AND ST. JOHN'S**

**REPORT OF THE TRUSTEES  
FOR THE YEAR ENDED 31 DECEMBER 2023**

**Principal address**

Parish Office  
91 Coombe Road  
New Malden  
Surrey  
KT3 4RE

**Trustees**


Carol Baker  
Rebecca Berry  
Lyndsay Barnett  
May Cho  
Martin Churms  
Antony Cook  
Helen Cook (appointed 21.5.23)  
Elizabeth Courtney  
Tim Davis  
Anna Edwards  
David Greenfield (resigned 21.5.23)  
Barbara Griffiths  
Ruth Henson  
Lucy Hartfree (resigned 21.5.23)  
John Henson MBE (deceased 15.4.23)  
Stephen Hill  
Christine Keen (resigned 23.1.23)  
Keith Keen  
Linda Kelley (appointed 21.5.23)  
Rev Stephen Kuhrt  
David Loffman  
Katy Loffman  
Robert McCarthy  
Rosalind Moody  
Harriet Morgan  
G Gillian Mosquera  
David Mould  
Nicholas Muir (appointed 21.5.23)  
David Pamphilon (appointed 21.5.23)  
Vashti Prescott (appointed 21.5.23)  
Charlie Reid (resigned 21.5.23)  
Kathryn Shrimpton  
Robert Shrimpton  
Nigel Timmins (resigned 21.5.23)  
Penelope Welsh (resigned 21.5.23)  
Chaweevan Williams (Treasurer)

**Independent Examiner**

Collards  
Chartered Accountants  
5-9 Eden Street  
Kingston-upon-Thames  
Surrey  
KT1 1BQ

The PCC wishes to acknowledge, with heartfelt thanks, all the many hours of time and effort that are given by so many parishioners in so many ways that contribute to the life and well-being of the church and its mission both in the parish and beyond.

Approved by order of the board of trustees on 25th April 2024 and signed on its behalf by:

  
.....  
Rev Stephen Kuhrt - Trustee

**INDEPENDENT EXAMINER'S REPORT TO THE TRUSTEES OF  
THE PARISH OF NEW MALDEN & COOMBE,**

**Independent examiner's report to the trustees of The Parish of New Malden & Coombe,**

I report to the charity trustees on my examination of the accounts of The Parish of New Malden & Coombe, (the Trust) for the year ended 31 December 2023.

**Responsibilities and basis of report**

As the charity trustees of the Trust you are responsible for the preparation of the accounts in accordance with the requirements of the Charities Act 2011 ('the Act').

I report in respect of my examination of the Trust's accounts carried out under Section 145 of the Act and in carrying out my examination I have followed all applicable Directions given by the Charity Commission under Section 145(5)(b) of the Act.

**Independent examiner's statement**

Since your charity's gross income exceeded £250,000 your examiner must be a member of a listed body. I can confirm that I am qualified to undertake the examination because I am a member of the Association of Chartered Certified Accountants, which is one of the listed bodies.

I have completed my examination. I confirm that no material matters have come to my attention in connection with the examination giving me cause to believe that in any material respect:

1. accounting records were not kept in respect of the Trust as required by Section 130 of the Act; or
2. the accounts do not accord with those records; or
3. the accounts do not comply with the applicable requirements concerning the form and content of accounts set out in the Charities (Accounts and Reports) Regulations 2008 other than any requirement that the accounts give a true and fair view which is not a matter considered as part of an independent examination.

I have no concerns and have come across no other matters in connection with the examination to which attention should be drawn in this report in order to enable a proper understanding of the accounts to be reached.



Andrew Harker FCCA

Collards  
Chartered Accountants  
5-9 Eden Street  
Kingston-upon-Thames  
Surrey  
KT1 1BQ

1 May 2024

Date: .....

**THE PARISH OF NEW MALDEN & COOMBE,  
CHRIST CHURCH AND ST. JOHN'S**

**STATEMENT OF FINANCIAL ACTIVITIES  
FOR THE YEAR ENDED 31 DECEMBER 2023**

|                                    | Notes | Unrestricted<br>funds<br>£ | Restricted<br>funds<br>£ | 2023<br>Total<br>funds<br>£ | 2022<br>Total<br>funds<br>£ |
|------------------------------------|-------|----------------------------|--------------------------|-----------------------------|-----------------------------|
| <b>INCOME AND ENDOWMENTS FROM</b>  |       |                            |                          |                             |                             |
| Donations and legacies             | 2     | 231,608                    | 56,041                   | 287,649                     | 267,000                     |
| Other trading activities           | 3     | 53,365                     | 5,162                    | 58,527                      | 45,694                      |
| Investment income                  | 4     | 22,931                     | 455                      | 23,386                      | 8,853                       |
| <b>Total</b>                       |       | <b>307,904</b>             | <b>61,658</b>            | <b>369,562</b>              | <b>321,547</b>              |
| <b>EXPENDITURE ON</b>              |       |                            |                          |                             |                             |
| <b>Charitable activities</b>       |       |                            |                          |                             |                             |
| Mission & Charitable Giving        |       | 319,671                    | 40,718                   | 360,389                     | 367,318                     |
| <b>NET INCOME/(EXPENDITURE)</b>    |       |                            |                          |                             |                             |
| Transfers between funds            | 11    | (11,767)                   | 20,940                   | 9,173                       | (45,771)                    |
|                                    |       | (10,177)                   | 10,177                   | -                           | -                           |
| <b>Net movement in funds</b>       |       | <b>(21,944)</b>            | <b>31,117</b>            | <b>9,173</b>                | <b>(45,771)</b>             |
| <b>RECONCILIATION OF FUNDS</b>     |       |                            |                          |                             |                             |
| Total funds brought forward        |       | 1,055,602                  | 57,938                   | 1,113,540                   | 1,159,311                   |
| <b>TOTAL FUNDS CARRIED FORWARD</b> |       | <b>1,033,658</b>           | <b>89,055</b>            | <b>1,122,713</b>            | <b>1,113,540</b>            |


The notes form part of these financial statements


**THE PARISH OF NEW MALDEN & COOMBE,  
CHRIST CHURCH AND ST. JOHN'S**

**BALANCE SHEET  
31 DECEMBER 2023**

|  | Notes | Unrestricted<br>funds<br>£ | Restricted<br>funds<br>£ | 2023<br>Total<br>funds<br>£ | 2022<br>Total<br>funds<br>£ |
|--|-------|----------------------------|--------------------------|-----------------------------|-----------------------------|
| <b>FIXED ASSETS</b>                          |       |                            |                          |                             |                             |
| Tangible assets                              | 8     | 270,798                    | -                        | 270,798                     | 294,882                     |
| <b>CURRENT ASSETS</b>                        |       |                            |                          |                             |                             |
| Debtors                                      | 9     | 21,657                     | 5,725                    | 27,382                      | 26,762                      |
| Cash at bank                                 |       | 749,155                    | 83,330                   | 832,485                     | 799,028                     |
|  |       | <u>770,812</u>             | <u>89,055</u>            | <u>859,867</u>              | <u>825,790</u>              |
| <b>CREDITORS</b>                             |       |                            |                          |                             |                             |
| Amounts falling due within one year          | 10    | (7,952)                    | -                        | (7,952)                     | (7,132)                     |
| <b>NET CURRENT ASSETS</b>                    |       | <u>762,860</u>             | <u>89,055</u>            | <u>851,915</u>              | <u>818,658</u>              |
| <b>TOTAL ASSETS LESS CURRENT LIABILITIES</b> |       | <u>1,033,658</u>           | <u>89,055</u>            | <u>1,122,713</u>            | <u>1,113,540</u>            |
| <b>NET ASSETS</b>                            |       | <u>1,033,658</u>           | <u>89,055</u>            | <u>1,122,713</u>            | <u>1,113,540</u>            |
| <b>FUNDS</b>                                 | 11    |                            |                          |                             |                             |
| Unrestricted funds                           |       |                            |                          | 1,033,658                   | 1,055,602                   |
| Restricted funds                             |       |                            |                          | 89,055                      | 57,938                      |
| <b>TOTAL FUNDS</b>                           |       |                            |                          | <u>1,122,713</u>            | <u>1,113,540</u>            |

The financial statements were approved by the Board of Trustees and authorised for issue on 25th APRIL 2024 and were signed on its behalf by:

  
Stephen Kuhrt - Trustee

  
Chaweevan Williams (Treasurer) - Trustee

The notes form part of these financial statements



**THE PARISH OF NEW MALDEN & COOMBE,  
CHRIST CHURCH AND ST. JOHN'S**

**CASH FLOW STATEMENT  
FOR THE YEAR ENDED 31 DECEMBER 2023**

|   | Notes | 2023<br>£             | 2022<br>£             |
|---|-------|-----------------------|-----------------------|
| <b>Cash flows from operating activities</b>                               |       |                       |                       |
| Cash generated from operations  | 1     | <u>10,071</u>         | <u>(32,187)</u>       |
| Net cash provided by/(used in) operating activities                       |       | <u>10,071</u>         | <u>(32,187)</u>       |
| <br><b>Cash flows from investing activities</b>                           |       |                       |                       |
| Interest received   |       | <u>23,386</u>         | <u>8,853</u>          |
| Net cash provided by investing activities                                 |       | <u>23,386</u>         | <u>8,853</u>          |
| <br><b>Change in cash and cash equivalents in the reporting period</b>    |       | <u>33,457</u>         | <u>(23,334)</u>       |
| <b>Cash and cash equivalents at the beginning of the reporting period</b> |       | <u>799,028</u>        | <u>822,362</u>        |
| <br><b>Cash and cash equivalents at the end of the reporting period</b>   |       | <u><u>832,485</u></u> | <u><u>799,028</u></u> |

The notes form part of these financial statements

**THE PARISH OF NEW MALDEN & COOMBE,  
CHRIST CHURCH AND ST. JOHN'S**

**NOTES TO THE CASH FLOW STATEMENT  
FOR THE YEAR ENDED 31 DECEMBER 2023**

**1. RECONCILIATION OF NET INCOME/(EXPENDITURE) TO NET CASH FLOW FROM OPERATING ACTIVITIES**

|  | 2023<br>£     | 2022<br>£       |
|--|---------------|-----------------|
| Net income/(expenditure) for the reporting period (as per the Statement of Financial Activities) | 9,173         | (45,771)        |
| Adjustments for:   |               |                 |
| Depreciation charges   | 24,084        | 38,577          |
| Interest received  | (23,386)      | (8,853)         |
| Increase in debtors  | (620)         | (2,481)         |
| Increase/(decrease) in creditors   | 820           | (13,659)        |
| Net cash provided by/(used in) operations  | <u>10,071</u> | <u>(32,187)</u> |

**2. ANALYSIS OF CHANGES IN NET FUNDS**

|              | At 1.1.23<br>£ | Cash flow<br>£ | At 31.12.23<br>£ |
|--------------|----------------|----------------|------------------|
| Net cash     |                |                |                  |
| Cash at bank | 799,028        | 33,457         | 832,485          |
|              | <u>799,028</u> | <u>33,457</u>  | <u>832,485</u>   |
| Total        | <u>799,028</u> | <u>33,457</u>  | <u>832,485</u>   |

The notes form part of these financial statements

**THE PARISH OF NEW MALDEN & COOMBE,  
CHRIST CHURCH AND ST. JOHN'S**

**NOTES TO THE FINANCIAL STATEMENTS  
FOR THE YEAR ENDED 31 DECEMBER 2023**

**1. ACCOUNTING POLICIES**

**Basis of preparing the financial statements**

The financial statements of the charity, which is a public benefit entity under FRS 102, have been prepared in accordance with the Charities SORP (FRS 102) 'Accounting and Reporting by Charities: Statement of Recommended Practice' applicable to charities preparing their accounts in accordance with the Financial Reporting Standard applicable in the UK and Republic of Ireland (FRS 102) (effective 1 January 2019), 'Financial Reporting Standard 102 'The Financial Reporting Standard applicable in the UK and Republic of Ireland' and the Charities Act 2011. The financial statements have been prepared under the historical cost convention.

The PCC is a public benefit entity within the meaning of FRS102. The financial statements have been prepared under the Charities Act 2011 and in accordance with the Church Accounting Regulations 2006 governing the individual accounts of PCCs, and with the Regulations' "true and fair view" provisions, together with the Statement of Recommended Practice, Accounting and Reporting by Charities SORP (FRS102) .

The financial statements have been prepared under the historical cost convention . The financial statements include all transactions , assets and liabilities for which the PCC is responsible in law. They do not include the accounts of church groups that owe their main affiliation to another body, nor those that are informal gatherings of church members.

**Income**

Planned giving, collections and donations are recognised when received. Tax refunds are recognised when the incoming resource to which they relate is received. Grants and legacies are accounted for when the PCC is legally entitled to the amounts due and the amount can be ascertained with reasonable certainty. Interest is accrued and all other income is recognised when it is receivable. All incoming resources are accounted for gross. The value of any voluntary help received is not included in the accounts but is described in the PCCs' annual report.

**Expenditure**

Liabilities are recognised as soon as there is a legal or constructive obligation and settlement is probable and quantifiable. Grants and donations are accounted for when paid over, or when awarded, if that award creates a binding or constructive obligation on the PCC. The diocesan parish share is accounted for when paid or committed by the PCC to be paid in respect of the relevant accounting period. Amounts received specifically for mission are dealt with as restricted funds. All other expenditure is generally recognised when it is incurred and is accounted for gross.

**Tangible fixed assets**

Depreciation is provided at the following annual rates in order to write off each asset over its estimated useful life.

Fixtures and fittings                      -    33% on reducing balance

**Taxation**

The charity is exempt from tax on its charitable activities.

**Fund accounting**

Unrestricted funds can be used in accordance with the charitable objectives at the discretion of the trustees.

Restricted funds can only be used for particular restricted purposes within the objects of the charity. Restrictions arise when specified by the donor or when funds are raised for particular restricted purposes.

Further explanation of the nature and purpose of each fund is included in the notes to the financial statements.

**Pension costs and other post-retirement benefits**

The charity operates a defined contribution pension scheme. Contributions payable to the charity's pension scheme are charged to the Statement of Financial Activities in the period to which they relate.

**Insurance Cover**

We currently have insurance cover as follows:

- i. Christ Church and associated buildings are insured for £13,240,545 as assessed by Trinitas Church Insurance.
- ii. 12 Rosebery Avenue - buildings and contents cover of £481,645 in total - insured with Trinitas Church Insurance
- iii. Engineering Insurance at Christ Church with Trinitas Church Insurance covering pressurised items and on an annual review.

**THE PARISH OF NEW MALDEN & COOMBE,  
CHRIST CHURCH AND ST. JOHN'S**

**NOTES TO THE FINANCIAL STATEMENTS - continued  
FOR THE YEAR ENDED 31 DECEMBER 2023**

**1. ACCOUNTING POLICIES - continued**

iv. St John's and associated buildings are insured with Trinitas Church Insurance for £4,894,947.

v. 2 California Road - insured with Trinitas Church Insurance for £518,052 .

**Fixed Assets**

Consecrated and benefice property is excluded from the accounts in accordance with s10(2)(a) of the Charities Act 2011.

No value is placed on movable church furnishings held by the Churchwardens on special trust for the PCC, and which require a faculty for disposal since the PCC considers this to be inalienable property. All expenditure incurred during the year on consecrated or beneficed buildings and movable church furnishings, whether maintenance or improvement is written off as incurred.

**Other land and buildings**

Other land and buildings held on behalf of the PCC for its own purposes is valued at historical cost. No depreciation is charged against such properties but any expenditure on maintenance is written off when incurred.

**New Church Hall**

The new Church Hall was built and completed in 2017. The development costs to year ended 31 Dec 2018 were incurred by the Diocese, as custodian trustee of the new halls, working in partnership with Christ Church. The legalities of the ownership and final settlement sum were transferred to Christ Church upon completion of the sale of the old church halls and 1A Cambridge Avenue in 2019.

Both properties were sold on the 3 July 2019 as part of a property development deal with Southwark Diocese in exchange for the newly built church hall, vicarage and a proportion of the cash proceeds from the sale of the properties equalling £905,900.47, net of sales costs .

**Other fixtures, fittings and equipment**

Equipment used within the church, but not falling into the categories mentioned above, and costing more than £5,000 is depreciated at 33% per annum on a reducing balance basis. Office equipment costing in excess of £5,000 is capitalised and depreciated at 33% per annum on a reducing balance basis.

**2. DONATIONS AND LEGACIES**

|                                 | 2023           | 2022           |
|---------------------------------|----------------|----------------|
|                                 | £              | £              |
| Donations                       | 194,150        | 209,423        |
| Gift aid                        | 43,154         | 45,985         |
| Legacies                        | 16,400         | -              |
| Grants                          | 29,904         | 3,703          |
| Collections at all services     | 3,936          | 7,889          |
| Donated services and facilities | 105            | -              |
|                                 | <u>287,649</u> | <u>267,000</u> |

Grants received, included in the above, are as follows:

|              | 2023          | 2022         |
|--------------|---------------|--------------|
|              | £             | £            |
| Other grants | <u>29,904</u> | <u>3,703</u> |

**THE PARISH OF NEW MALDEN & COOMBE,  
CHRIST CHURCH AND ST. JOHN'S**

**NOTES TO THE FINANCIAL STATEMENTS - continued  
FOR THE YEAR ENDED 31 DECEMBER 2023**

**3. OTHER TRADING ACTIVITIES**

|                      | 2023          | 2022          |
|----------------------|---------------|---------------|
|                      | £             | £             |
| Church lettings      | 49,907        | 36,167        |
| Rent                 | 1,968         | 354           |
| Church groups/events | 3,516         | 2,276         |
| PCC fees             | 3,136         | 6,897         |
|                      | <u>58,527</u> | <u>45,694</u> |

**4. INVESTMENT INCOME**

|                       | 2023          | 2022         |
|-----------------------|---------------|--------------|
|                       | £             | £            |
| Curr asset inv income | <u>23,386</u> | <u>8,853</u> |

**5. TRUSTEES' REMUNERATION AND BENEFITS**

There were no trustees' remuneration or other benefits for the year ended 31 December 2023 nor for the year ended 31 December 2022.

**Trustees' expenses**

There were no trustees' expenses paid for the year ended 31 December 2023 nor for the year ended 31 December 2022.

**6. STAFF COSTS**

|                       | 2023          | 2022          |
|-----------------------|---------------|---------------|
|                       | £             | £             |
| Wages and salaries    | 86,647        | 80,178        |
| Social security costs | 1,585         | 1,187         |
| Other pension costs   | 5,369         | 4,395         |
|                       | <u>93,601</u> | <u>85,760</u> |

Included within the above £23,729 (£20,702) relate to St John staffing costs.

The average monthly number of employees during the year was as follows:

|                | 2023     | 2022     |
|----------------|----------|----------|
|                | 5        | 5        |
| Employed staff | <u>5</u> | <u>5</u> |

No employees received emoluments in excess of £60,000.

**7. COMPARATIVES FOR THE STATEMENT OF FINANCIAL ACTIVITIES**

|                                   | Unrestricted<br>funds<br>£ | Restricted<br>funds<br>£ | Total<br>funds<br>£ |
|-----------------------------------|----------------------------|--------------------------|---------------------|
| <b>INCOME AND ENDOWMENTS FROM</b> |                            |                          |                     |
| Donations and legacies            | 229,912                    | 37,088                   | 267,000             |
| Other trading activities          | 40,782                     | 4,912                    | 45,694              |
| Investment income                 | 8,801                      | 52                       | 8,853               |
| <b>Total</b>                      | <u>279,495</u>             | <u>42,052</u>            | <u>321,547</u>      |
| <b>EXPENDITURE ON</b>             |                            |                          |                     |
| <b>Charitable activities</b>      |                            |                          |                     |
| Mission & Charitable Giving       | 318,798                    | 48,520                   | 367,318             |

**THE PARISH OF NEW MALDEN & COOMBE,  
CHRIST CHURCH AND ST. JOHN'S**

**NOTES TO THE FINANCIAL STATEMENTS - continued  
FOR THE YEAR ENDED 31 DECEMBER 2023**

**7. COMPARATIVES FOR THE STATEMENT OF FINANCIAL ACTIVITIES - continued**

|                                    | Unrestricted<br>funds<br>£ | Restricted<br>funds<br>£ | Total<br>funds<br>£ |
|------------------------------------|----------------------------|--------------------------|---------------------|
| NET INCOME/(EXPENDITURE)           | (39,303)                   | (6,468)                  | (45,771)            |
| Transfers between funds            | (2,000)                    | 2,000                    | -                   |
| <b>Net movement in funds</b>       | <b>(41,303)</b>            | <b>(4,468)</b>           | <b>(45,771)</b>     |
| <b>RECONCILIATION OF FUNDS</b>     |                            |                          |                     |
| Total funds brought forward        | 1,096,904                  | 62,407                   | 1,159,311           |
| <b>TOTAL FUNDS CARRIED FORWARD</b> | <b>1,055,601</b>           | <b>57,939</b>            | <b>1,113,540</b>    |

**8. TANGIBLE FIXED ASSETS**

|  | Freehold<br>property<br>£ | Fixtures<br>and<br>fittings<br>£ | Totals<br>£ |
|--|---------------------------|----------------------------------|-------------|
| <b>COST</b>                            |                           |                                  |             |
| At 1 January 2023 and 31 December 2023 | 222,623                   | 240,827                          | 463,450     |
| <b>DEPRECIATION</b>                    |                           |                                  |             |
| At 1 January 2023                      | -                         | 168,568                          | 168,568     |
| Charge for year                        | -                         | 24,084                           | 24,084      |
| At 31 December 2023                    | -                         | 192,652                          | 192,652     |
| <b>NET BOOK VALUE</b>                  |                           |                                  |             |
| At 31 December 2023                    | 222,623                   | 48,175                           | 270,798     |
| At 31 December 2022                    | 222,623                   | 72,259                           | 294,882     |

**9. DEBTORS: AMOUNTS FALLING DUE WITHIN ONE YEAR**

|                                | 2023<br>£     | 2022<br>£     |
|--------------------------------|---------------|---------------|
| Other debtors                  | 28            | 28            |
| Tax recoverable                | 24,987        | 24,730        |
| Prepayments and accrued income | 2,367         | 2,004         |
|                                | <b>27,382</b> | <b>26,762</b> |

**THE PARISH OF NEW MALDEN & COOMBE,  
CHRIST CHURCH AND ST. JOHN'S**

**NOTES TO THE FINANCIAL STATEMENTS - continued  
FOR THE YEAR ENDED 31 DECEMBER 2023**

**10. CREDITORS: AMOUNTS FALLING DUE WITHIN ONE YEAR**

|                 | 2023  | 2022  |
|-----------------|-------|-------|
|                 | £     | £     |
| Other creditors | 7,952 | 7,132 |

**11. MOVEMENT IN FUNDS**

|                              | At 1.1.23<br>£   | Net<br>movement<br>in funds<br>£ | Transfers<br>between<br>funds<br>£ | At<br>31.12.23<br>£ |
|------------------------------|------------------|----------------------------------|------------------------------------|---------------------|
| <b>Unrestricted funds</b>    |                  |                                  |                                    |                     |
| Christ Church General Fund   | 731,238          | (39,937)                         | -                                  | 691,301             |
| St John's General Fund       | 101,741          | 28,170                           | (10,177)                           | 119,734             |
| Freehold property reserve    | 222,623          | -                                | -                                  | 222,623             |
|                              | <u>1,055,602</u> | <u>(11,767)</u>                  | <u>(10,177)</u>                    | <u>1,033,658</u>    |
| <b>Restricted funds</b>      |                  |                                  |                                    |                     |
| CC Mission Funds             | 24,514           | 8,997                            | -                                  | 33,511              |
| CC Sundry                    | 6,146            | (196)                            | -                                  | 5,950               |
| St John's Special Fund       | 1,181            | 153                              | (42)                               | 1,292               |
| St John's Missionary Fund    | 582              | (2,923)                          | 3,794                              | 1,453               |
| St John's Discretionary Fund | 2,533            | (73)                             | -                                  | 2,460               |
| St John's CAP Fund           | 22,982           | 14,982                           | 6,425                              | 44,389              |
|                              | <u>57,938</u>    | <u>20,940</u>                    | <u>10,177</u>                      | <u>89,055</u>       |
| <b>TOTAL FUNDS</b>           | <u>1,113,540</u> | <u>9,173</u>                     | <u>-</u>                           | <u>1,122,713</u>    |

Net movement in funds, included in the above are as follows:

|                              | Incoming<br>resources<br>£ | Resources<br>expended<br>£ | Movement<br>in funds<br>£ |
|------------------------------|----------------------------|----------------------------|---------------------------|
| <b>Unrestricted funds</b>    |                            |                            |                           |
| Christ Church General Fund   | 197,701                    | (237,638)                  | (39,937)                  |
| St John's General Fund       | 110,203                    | (82,033)                   | 28,170                    |
|                              | <u>307,904</u>             | <u>(319,671)</u>           | <u>(11,767)</u>           |
| <b>Restricted funds</b>      |                            |                            |                           |
| CC Mission Funds             | 10,797                     | (1,800)                    | 8,997                     |
| CC Sundry                    | 2,082                      | (2,278)                    | (196)                     |
| St John's Special Fund       | 1,258                      | (1,105)                    | 153                       |
| St John's Missionary Fund    | 6,352                      | (9,275)                    | (2,923)                   |
| St John's Discretionary Fund | 432                        | (505)                      | (73)                      |
| St John's CAP Fund           | 40,737                     | (25,755)                   | 14,982                    |
|                              | <u>61,658</u>              | <u>(40,718)</u>            | <u>20,940</u>             |
| <b>TOTAL FUNDS</b>           | <u>369,562</u>             | <u>(360,389)</u>           | <u>9,173</u>              |

**THE PARISH OF NEW MALDEN & COOMBE,  
CHRIST CHURCH AND ST. JOHN'S**

**NOTES TO THE FINANCIAL STATEMENTS - continued  
FOR THE YEAR ENDED 31 DECEMBER 2023**

**11. MOVEMENT IN FUNDS - continued**

**Comparatives for movement in funds**

|                              | At 1.1.22<br>£   | Net<br>movement<br>in funds<br>£ | Transfers<br>between<br>funds<br>£ | At<br>31.12.22<br>£ |
|------------------------------|------------------|----------------------------------|------------------------------------|---------------------|
| <b>Unrestricted funds</b>    |                  |                                  |                                    |                     |
| Christ Church General Fund   | 887,706          | (64,726)                         | (92,057)                           | 730,923             |
| St John's General Fund       | 78,632           | 25,424                           | (2,000)                            | 102,056             |
| Freehold property reserve    | 130,566          | -                                | 92,057                             | 222,623             |
|                              | <u>1,096,904</u> | <u>(39,302)</u>                  | <u>(2,000)</u>                     | <u>1,055,602</u>    |
| <b>Restricted funds</b>      |                  |                                  |                                    |                     |
| CC Mission Funds             | 26,733           | (2,219)                          | -                                  | 24,514              |
| CC Sundry                    | 6,211            | (65)                             | -                                  | 6,146               |
| St John's Special Fund       | 1,064            | 117                              | -                                  | 1,181               |
| St John's Missionary Fund    | 727              | (145)                            | -                                  | 582                 |
| St John's Discretionary Fund | 2,418            | 115                              | -                                  | 2,533               |
| St John's CAP Fund           | 25,254           | (4,272)                          | 2,000                              | 22,982              |
|                              | <u>62,407</u>    | <u>(6,469)</u>                   | <u>2,000</u>                       | <u>57,938</u>       |
| <b>TOTAL FUNDS</b>           | <u>1,159,311</u> | <u>(45,771)</u>                  | <u>-</u>                           | <u>1,113,540</u>    |

Comparative net movement in funds, included in the above are as follows:

|                              | Incoming<br>resources<br>£ | Resources<br>expended<br>£ | Movement<br>in funds<br>£ |
|------------------------------|----------------------------|----------------------------|---------------------------|
| <b>Unrestricted funds</b>    |                            |                            |                           |
| Christ Church General Fund   | 174,880                    | (239,606)                  | (64,726)                  |
| St John's General Fund       | 104,615                    | (79,191)                   | 25,424                    |
|                              | <u>279,495</u>             | <u>(318,797)</u>           | <u>(39,302)</u>           |
| <b>Restricted funds</b>      |                            |                            |                           |
| CC Mission Funds             | 6,267                      | (8,486)                    | (2,219)                   |
| CC Sundry                    | 6,837                      | (6,902)                    | (65)                      |
| St John's Special Fund       | 1,090                      | (973)                      | 117                       |
| St John's Missionary Fund    | 9,147                      | (9,292)                    | (145)                     |
| St John's Discretionary Fund | 565                        | (450)                      | 115                       |
| St John's CAP Fund           | 18,146                     | (22,418)                   | (4,272)                   |
|                              | <u>42,052</u>              | <u>(48,521)</u>            | <u>(6,469)</u>            |
| <b>TOTAL FUNDS</b>           | <u>321,547</u>             | <u>(367,318)</u>           | <u>(45,771)</u>           |



**THE PARISH OF NEW MALDEN & COOMBE,  
CHRIST CHURCH AND ST. JOHN'S**

**NOTES TO THE FINANCIAL STATEMENTS - continued  
FOR THE YEAR ENDED 31 DECEMBER 2023**

**11. MOVEMENT IN FUNDS - continued**

A current year 12 months and prior year 12 months combined position is as follows:

|                              | At 1.1.22<br>£   | Net<br>movement<br>in funds<br>£ | Transfers<br>between<br>funds<br>£ | At<br>31.12.23<br>£ |
|------------------------------|------------------|----------------------------------|------------------------------------|---------------------|
| <b>Unrestricted funds</b>    |                  |                                  |                                    |                     |
| Christ Church General Fund   | 887,706          | (104,663)                        | (92,057)                           | 690,986             |
| St John's General Fund       | 78,632           | 53,594                           | (12,177)                           | 120,049             |
| Freehold property reserve    | 130,566          | -                                | 92,057                             | 222,623             |
|                              | <u>1,096,904</u> | <u>(51,069)</u>                  | <u>(12,177)</u>                    | <u>1,033,658</u>    |
| <b>Restricted funds</b>      |                  |                                  |                                    |                     |
| CC Mission Funds             | 26,733           | 6,778                            | -                                  | 33,511              |
| CC Sundry                    | 6,211            | (261)                            | -                                  | 5,950               |
| St John's Special Fund       | 1,064            | 270                              | (42)                               | 1,292               |
| St John's Missionary Fund    | 727              | (3,068)                          | 3,794                              | 1,453               |
| St John's Discretionary Fund | 2,418            | 42                               | -                                  | 2,460               |
| St John's CAP Fund           | 25,254           | 10,710                           | 8,425                              | 44,389              |
|                              | <u>62,407</u>    | <u>14,471</u>                    | <u>12,177</u>                      | <u>89,055</u>       |
| <b>TOTAL FUNDS</b>           | <u>1,159,311</u> | <u>(36,598)</u>                  | <u>-</u>                           | <u>1,122,713</u>    |

A current year 12 months and prior year 12 months combined net movement in funds, included in the above are as follows:

|                              | Incoming<br>resources<br>£ | Resources<br>expended<br>£ | Movement<br>in funds<br>£ |
|------------------------------|----------------------------|----------------------------|---------------------------|
| <b>Unrestricted funds</b>    |                            |                            |                           |
| Christ Church General Fund   | 372,581                    | (477,244)                  | (104,663)                 |
| St John's General Fund       | 214,818                    | (161,224)                  | 53,594                    |
|                              | <u>587,399</u>             | <u>(638,468)</u>           | <u>(51,069)</u>           |
| <b>Restricted funds</b>      |                            |                            |                           |
| CC Mission Funds             | 17,064                     | (10,286)                   | 6,778                     |
| CC Sundry                    | 8,919                      | (9,180)                    | (261)                     |
| St John's Special Fund       | 2,348                      | (2,078)                    | 270                       |
| St John's Missionary Fund    | 15,499                     | (18,567)                   | (3,068)                   |
| St John's Discretionary Fund | 997                        | (955)                      | 42                        |
| St John's CAP Fund           | 58,883                     | (48,173)                   | 10,710                    |
|                              | <u>103,710</u>             | <u>(89,239)</u>            | <u>14,471</u>             |
| <b>TOTAL FUNDS</b>           | <u>691,109</u>             | <u>(727,707)</u>           | <u>(36,598)</u>           |

Fund particulars:

Mission Funds are donated in support of missionaries and mission societies at the direction of donors.

Monies in the St John's Special Fund are used for St John's church at the discretion of the St John's Committee.

Sundry Funds are primarily monies given that are earmarked for specific charities.

The St John's Discretionary Fund is money given primarily in support of less well off parishioners.

The CAP fund finances work with people struggling with debt.

**THE PARISH OF NEW MALDEN & COOMBE,  
CHRIST CHURCH AND ST. JOHN'S**

**NOTES TO THE FINANCIAL STATEMENTS - continued  
FOR THE YEAR ENDED 31 DECEMBER 2023**

**12. RELATED PARTY DISCLOSURES**

There were no related party transactions for the year ended 31 December 2023.

**13. DONATIONS TO MISSION AND OTHER CHARITABLE WORK**

|                                  | <u><b>St John's</b></u>     |
|----------------------------------|-----------------------------|
| <u>From General Funds</u>        |                             |
| Oxygen                           | £2,000                      |
| Insight                          | £1,490                      |
| Parish Schools                   | £2,400                      |
| KCAH                             | £1,853                      |
| CAP                              | £2,000                      |
| <u>From Individual Donations</u> |                             |
| CAP (through SJ)                 | £2,459                      |
| AWM (Rugg)                       | £1,500                      |
| Mercy Tecte                      | £3,900                      |
| Mission Africa - Nash            | £3,375                      |
| Arab World Media                 | £1,500                      |
|                                  |                             |
|                                  | <u><b>Christ Church</b></u> |
| <u>From General Funds</u>        |                             |
| Oxygen                           | £3,500                      |
| <u>From Individual Donations</u> |                             |
| Jeanne Buchanan                  | £1,800                      |

**THE PARISH OF NEW MALDEN & COOMBE,  
CHRIST CHURCH AND ST. JOHN'S**

**DETAILED STATEMENT OF FINANCIAL ACTIVITIES  
FOR THE YEAR ENDED 31 DECEMBER 2023**

|                                 | 2023<br>£     | 2022<br>£     |
|---------------------------------|---------------|---------------|
| <b>INCOME AND ENDOWMENTS</b>    |               |               |
| <b>Donations and legacies</b>   |               |               |
| Donations                       | 194,150       | 209,423       |
| Gift aid                        | 43,154        | 45,985        |
| Legacies                        | 16,400        | -             |
| Grants                          | 29,904        | 3,703         |
| Collections at all services     | 3,936         | 7,889         |
| Donated services and facilities | 105           | -             |
|                                 | <hr/> 287,649 | <hr/> 267,000 |
| <b>Other trading activities</b> |               |               |
| Church lettings                 | 49,907        | 36,167        |
| Rent                            | 1,968         | 354           |
| Church groups/events            | 3,516         | 2,276         |
| PCC fees                        | 3,136         | 6,897         |
|                                 | <hr/> 58,527  | <hr/> 45,694  |
| <b>Investment income</b>        |               |               |
| Curr asset inv income           | 23,386        | 8,853         |
|                                 | <hr/>         | <hr/>         |
| <b>Total incoming resources</b> | 369,562       | 321,547       |
| <b>EXPENDITURE</b>              |               |               |
| <b>Charitable activities</b>    |               |               |
| Wages                           | 86,647        | 80,178        |
| Social security                 | 1,585         | 1,187         |
| Pensions                        | 5,369         | 4,395         |
| Home mission                    | 4,575         | 7,225         |
| Overseas mission                | 9,275         | 11,792        |
| Other charities                 | 5,795         | 5,860         |
| Schools/education work          | 2,400         | 3,960         |
| Outreach                        | 9,832         | 6,097         |
| Diocesan parish share           | 96,148        | 99,910        |
| Worship                         | 4,344         | 5,865         |
| Church property costs           | 79,700        | 78,364        |
| Staff expenses                  | 880           | 1,042         |
| Office and administration       | 8,266         | 5,389         |
| Other                           | 5,861         | 2,143         |
| C.A.P. expenses                 | 8,948         | 7,729         |
|                                 | <hr/> 329,625 | <hr/> 321,136 |
| <b>Support costs</b>            |               |               |
| <b>Governance costs</b>         |               |               |
| Accountancy and legal fees      | 5,720         | 6,645         |
| Independent Examination fee     | 960           | 960           |
| Fixtures and fittings           | 24,084        | 38,577        |
|                                 | <hr/> 30,764  | <hr/> 46,182  |

This page does not form part of the statutory financial statements

**THE PARISH OF NEW MALDEN & COOMBE,  
CHRIST CHURCH AND ST. JOHN'S**

**DETAILED STATEMENT OF FINANCIAL ACTIVITIES  
FOR THE YEAR ENDED 31 DECEMBER 2023**

|                          | 2023<br>£      | 2022<br>£       |
|--------------------------|----------------|-----------------|
| Total resources expended | <u>360,389</u> | <u>367,318</u>  |
| Net income/(expenditure) | <u>9,173</u>   | <u>(45,771)</u> |

This page does not form part of the statutory financial statements