

**Annual Report and Financial Statements of the  
Parochial Church Council of St Laurence,  
Northfield**

**For the year ended 31<sup>st</sup> December 2024**

***Charity registration number: 1132975***

**The Parochial Church Council of St Laurence, Northfield**  
**Trustees' Annual Report for the year ended 31<sup>st</sup> December 2024**  
***Charity registration number: 1132975***

**Objectives and Activities**

The Parochial Church Council of St Laurence, Northfield (the PCC) has the responsibility of co-operating with the incumbent, (currently in vacancy), in promoting in the ecclesiastical parish, the whole mission of the Church, pastoral, evangelical, social and ecumenical. The PCC is also spiritually responsible for the maintenance of the church

The PCC is committed to enabling as many people as possible to worship at our church and to become part of our parish community at St Laurence. The PCC maintains an overview of worship throughout the parish and makes suggestions on how our services can involve the many groups that live within our parish. Our services and worship put faith into practice through prayer, scripture, music and sacrament. Also, through non sacramental activities of hospitality and fellowship we aim to reach non churched members of the community.

**Public Benefit**

The trustees of the PCC are aware of the Charity Commission's guidance on public benefit in The Advancement of Religion for the Public Benefit and have had regard to it in their administration of the Charity. The trustees believe that, by promoting the work of the Church of England in the Ecclesiastical Parish of St Laurence it helps to promote the whole mission of the Church (pastoral, evangelistic, social and ecumenical) more effectively, within the Ecclesiastical Parish, and that in doing so it provides a benefit to the public by:

- Providing facilities for public worship, pastoral care and spiritual, moral and intellectual development, both for its members and for anyone who wishes to benefit from what the Church offers; and
- Promoting Christian values and service by members of the Church in and to their communities, to the benefit of individuals and society as a whole.

**Achievements and Performance**

**Worship and Prayer**

Worship and Prayer is enabled by the Worship Committee. The committee met three times in 2024 and planned all services and worship. The meeting is chaired by Rowena and attended by Fr John, Janice, Lawrence, Roy, Hilda and Elaine. In addition, we have considered the provision of home communion to the housebound and the sick, Sunday School, Look Out Groups, Parade and Family Services

amongst other matters. In December, Archdeacon Jenny Tomlinson consecrated our new liturgical furniture.

The Committee is very grateful to everyone who helps with our worship, not just Fr John and Janice but also our servers, organist and choristers, bell ringers, lesson readers, sidespeople, intercessors and those who serve tea and coffee.

All are welcome to attend our regular services. At present there are 147 parishioners on the church electoral roll. Our congregation stands at between 40 and 60 most Sundays but increases during Festival times such as Easter and Christmas. In addition we hold a Sunday School service three times a month. We have a regular group of families who continue to attend as well as attracting a few new families who are attending to help secure a place in the Infant School and it is pleasing that many continue to attend Sunday School once a school place has been obtained.

As well as our regular services, we enable our community to celebrate and thank God at the milestones of the journey through life. Through Baptism we thank God for the gift of life; in marriage vows are exchanged with God's blessing; through funeral services family and friends express their grief and commend the person into God's keeping. We have celebrated 7 baptisms, 3 weddings, 11 funerals and 16 for committal only/burial of ashes in our Church throughout the year.

Our Infant and Junior Schools also attend the Church to hold their termly services and feel blessed that they receive support from our church. During the vacancy members of our congregation have attended the schools to lead acts of worship with the children. We also attend a prayer group consisting of parents and friends of both schools who meet monthly.

Once a month during term time we also hold a Uniformed Parade Service to include the 6 sections (2 Beavers, 2 Cubs and 2 Scouts), with 150 young members together with the Explorers who consist of 40 members 14-18.

### **The Church, The Pastoral Centre and the Barn**

We want our church to be open to our community for private prayer but unfortunately due to the amount of crime that has arisen recently, it is not possible to leave the church unlocked when unattended. We do organise a rota for Open Church on a Saturday morning from 10.00 am to 11.30 am for 9 months of the year where people can attend for private prayer or just pop in for a drink and a chat.

During the year we were grateful to receive a further grant from the Harlow Trust in respect of external drainage improvement in the sum of £8,550, this has now been completed. In addition, we received a legacy from a local parishioner in the sum of £5,000 as an unrestricted gift.

We have a Social and Fundraising Committee who promotes various events during the year and for 2024 they were as follows:

- Piphly Party (Social Event) – 6 January: £42.00
- Car Boot Sale – 27 January: £305
- Car Boot Sale – 24 February: £340

- Ladies' Accessory Event – 9 March: £3257 (one third to Mothers' Union)
- Car Boot Sale – 13 April: £460
- St George's Day Fish and Chip Supper – 20 April: £105
- Car Boot Sale – 11 May: £235
- Ascension Day Lunch – surplus money donated to Christian Aid
- Sale of Clothes from Ladies' Accessory Day – 29 June: £910.65 plus £142.40 (from collection of leftover items)
- Bingo Night – 13 July: £210
- St Laurence BBQ – 10 August: £65 donated to a local community garden - Masefield Gardens following an arson attack.
- Heritage Open Day – 7 September: £121.10
- Scarecrow Festival/Heritage Open: £82.10 on 14 September and £108.50 on the 15 September
- Car Boot Sale – 5 October: £295
- Craft Fayre – 19 October: £312
- Christmas Fayre – 16 November: £2294.33 (including £200 for Mothers' Union)
- Christmas Tree Festival – 30 November & 1 December: £333 (including contactless)

The Pastoral Centre is used for Sunday School three times a month, monthly on Mondays for Mothers Union meetings, during School term time we have a Larry's Group for senior school children (our contribution to fight against knife crime) and bi-monthly craft sessions for Adults. In addition, the Centre is offered out to various organisations to include educational and social activities.

The Barn is occupied by Polkadot Ellis Accountants under a lease extended in 2019.

### **Pastoral Care**

Some members of our Parish are unable to attend Church due to sickness or age so we still operate a Zoom service to enable those who wish to, to join in. We also operate a Lookout Group with lead members responsible for certain members of the Congregation. Home Communion is offered and distributed by our Home Communion Team. In addition, our Lay Reader (along with several members of the congregation) attends Chatham House (for the sight impaired or blind) once a month to carry out a short service of worship to include hymns.

### **Mission and Evangelism**

We have a weekly Church email newsletter instead of a Parish Magazine. Around 200 copies are emailed with a further 20 printed for those who prefer a printed copy. The newsletter keeps our Parishioners updated on the matters affecting our Church and important articles which involve our Local Community.

We also have a Focus Group that meet on the third Thursday of most months starting at 10.30 and finishing at 12.00. The group has discussed various subjects during the last twelve months ranging from passages from the bible and how we interpret their meaning to what is on the news and how it affects us. We have shared childhood memories of our first instruction to our faith and the influences from family and friends. So many subjects have arisen from just talking face to face which in this day and age is a joy to share, with no mobile phones, no WhatsApp messages and no Zoom meetings. Oh, and you may just get a cup of tea or coffee and a biscuit!

### **Ecumenical Relationships**

The Church is a member of Churches Together in Northfield which is the grouping together of several of the Churches in the Northfield area. During 2024 this involved the Northfield Baptist Church, Northfield Methodist Church, St Bartholomew's C of E, St Brigid's Roman Catholic Church, St David's C of E, St Laurence's C of E and the Quakers.

Some of the activities of the group during the year were Ashing Services and Lent Courses, the Easter Walk of Witness through Northfield, Community Christmas, Carol Singing in Northfield, Week of Prayer for Christian Unity and Church Exchanges.

### **Financial Review**

Net Assets £501,956 (2023 £507,571). Total deficit for the year £13,845 (2023 £13,453), being unrestricted deficit of £4,565 and restricted deficit of £39,280. Income has dropped to £131,334 from £170,343 last year. The main reasons are reduction in LPOW monies that related to the work carried out on the church last year and also related grants. Churchyard fees and funeral fees are much lower this year too.

Expenditure has reduced from £183,796 to £145,180. A lot of this relates to the work carried out on the church last year but other codes have moved too during the year – please see analysis of income and expenditure sheets.

### **Reserves Policy**

It is PCC policy to try to maintain a balance on free reserves (net current assets) which equates to at least three months unrestricted payments. This is equivalent to £32,359. It is held to smooth out fluctuations in cash flow and to meet emergencies. The balance of the free reserves at the year end was £204,376 which is much higher than this target. The PCC feel this gives them a cushion of support in these uncertain economic times.

**Safeguarding**

The PCC believe they have fulfilled their duty under section 5 of the Safeguarding and Clergy Discipline Measure 2016 (duty to have due regard to House of Bishops' guidance on safeguarding children and vulnerable adults).

**Reporting Serious Incidents**

A Serious Incident is an adverse event, whether actual or alleged, which results in or risks significant harm to the charity's beneficiaries, employees, office holders, volunteers or to others who come into contact with the charity through its work, loss of the charity's money or assets, damage to the charity's property or harm to the charity's work or reputation.

The trustees are not aware of any Serious Incidents in the last year

**Fundraising**

The PCC takes its fundraising responsibilities seriously and is very grateful to all donors – whether regular or occasional – for their support of the church and church events. PCC supporters are never taken for granted. The PCC take full responsibility for fundraising and do not use commercial organisations or professional fundraisers. All money raised is either by donations, fundraising events, special appeals or legacies for which the PCC are most grateful.

**Volunteers**

The members of the PCC would like to thank all the volunteers who work so hard to make our Church a lively and vibrant community. Our especial thanks go to our church wardens, who have worked so tirelessly on our behalf and our treasurer, who has helped us all understand the church's accounts and its finances.

**Risk Management**

The Church Wardens carry out regular Health and Safety Reviews and regularly inspect premises for potential hazards. We have safeguarding policies in place for child protection and for work with vulnerable adults, including rigorous DBS checking of staff and volunteers. Our insurances are reviewed annually to ensure adequate cover. An informal review of any new risks which may impact the work of the Church in the Parish is ongoing.

**Structure, Governance and Management**

The PCC is a Body Corporate established by the Church of England and is a Charity registered with the Charity Commission. The PCC is governed by the Parochial Church Council Powers Measure (1956) as amended that came into effect on 2<sup>nd</sup> January 1957, and the Church Representation Rules (contained in Schedule 3 to the Synodical Government Measure 1969 as amended).

The method of appointment of the PCC members is set out in the Church Representation Rules. The Council comprises the Incumbent, the Churchwardens, those elected to the Deanery Synod, and other members who are elected at the Annual Parochial Church Meeting, by those on the Electoral Roll. The PCC members receive training from courses run by the Diocese. Members of the

congregation are always urged to join the Electoral Roll, and to stand for election to the PCC.

The PCC members are responsible for making decisions on all matters of general concern and importance in the parish, and for all financial matters. The PCC meet 5 times a year.

### **Reference and Administrative details**

The Church is situated in Northfield, Birmingham and is part of the Diocese of Birmingham within the Church of England. The correspondence address is St Laurence Pastoral Centre, Northfield, Birmingham B31 2LX. Registered charity number 1132975. Telephone number is 0121 475 1518 and email is enquiries@saintlaurenceinfo Our website address is: [www.stlaurencenorthfield.org](http://www.stlaurencenorthfield.org)

PCC members who have served from 1<sup>st</sup> January 2024 until the date this report was approved were:

### **Ex Officio Members**


Incumbent	In Vacancy since 31 July 2023
Reader	Miss Janice Wones (Appointed 10 April 2016)
Wardens	Mr Roy Pouncett (appointed 27 April 2017) Mrs Sandra Reynolds (retired 19 May 2024) Mrs Rowena Nicholls (appointed 23 June 2021 – Warden from 19 May 2024)
Treasurer Mr Robert Mayne	Mrs Elaine Clements (and Deanery Synod Rep) appointed 22 May 2022 (and Deanery Synod Rep)


### **Elected Members**

Mrs Jennifer Fripp	appointed 16 October 2013
Mr Peter Mitchell	appointed 21 May 2023
Miss Gloria Ikan	appointed 21 May 2023
Mrs Ruth Clarke	appointed 21 May 2023
Mrs Geraldine Merrick	appointed 21 May 2023
Mrs Deborah Keeves	appointed 21 May 2023
Mr Timothy Westwood	appointed 19 May 2024

Secretary Mrs Emily Corns (not a PCC member)

Approved by the PCC on ...20th July 2025 and signed on its behalf by:

  
.....  
(Chairman)

  
.....  
(Secretary) Treasurer

## **Independent Examiner's report**

### **Accounts for the year ended 31<sup>st</sup> December 2024**

#### **Respective responsibilities of the Trustees and the examiner**

The charity's trustees are responsible for the preparation of the accounts and they consider that an audit is not required for the year under section 144(2) of the Charities Act 2011 (the Charities Act) and that an independent examination is needed. It is my responsibility to:

Examine the accounts under section 145 of the Charities Act  
to follow the procedures laid down in the general directions given by the  
Charity Commission (under section 145(5)(b) of the Charities Act, and  
to state whether particular matters have come to my attention.

#### **Basis of the Independent Examiner's statement**

My examination was carried out in accordance with the general directions given by the Charity Commission. An examination includes a review of the accounting records kept by the charity and a comparison of the accounts presented with these records. It also includes consideration of any unusual items or disclosures in the accounts and seeking explanations from the trustees concerning such matters. The procedures undertaken do not provide all the evidence that would be required for an audit, and consequently no opinion is given as to whether the accounts present a 'true and fair' view and the report is limited to those matters set out in the statement below.

#### **Independent examiner's statement**

In connection with my examination, no material matter has come to my attention which gives me cause to believe that in, any material respect:

Accounting records were not kept in accordance with section 130 of the Charities Act, or the accounts do not accord with the accounting records

I have come across no other matters in connection with the examination to which attention should be drawn in order to enable a proper understanding of the accounts to be reached.

Date: 14<sup>th</sup> July 2025

Signed:



Stephen Hendy



## **The Parochial Church Council of St Laurence, Northfield Financial Statements for the Year Ended 31 December 2024**

### **Accounting Policies**

The PCC is a public benefit entity within the meaning of FRS 102. The financial statements have been prepared under the Charities Act 2011 and in accordance with the Church Accounting Regulations 2006 governing the individual accounts of PCCs, and with the Regulations' "true and fair view" provisions. They have also been prepared in accordance with the Charities SORP (FRS 102).

The financial statements have been prepared under the historical cost convention with items recognised at cost or transaction value unless otherwise stated in the relevant notes to these accounts. The financial statements include all transactions, assets and liabilities for which the PCC is responsible in law. They do not include the accounts of church groups that owe their main affiliation to another body nor those that are informal gatherings of Church members.

There may be minor discrepancies in the totals as the pence are not being shown.

### **Cashflow Statement**

The Charity has taken advantage of the exemption in FRS102 from the requirement to produce a Cash flow statement on the grounds that the income does not exceed £500,000.

### **Going Concern**

There are no material uncertainties related to events or conditions that cast significant doubt on the charity's ability to continue as a going concern.

### **Accounting Estimates and Prior Year Errors**

No changes to accounting estimates have occurred in the reporting period.

No material prior year errors have been identified in the reporting period.

### **Description of Funds**

**Unrestricted funds** are income funds of the PCC that are available for spending on the general purposes of the PCC, including amounts designated by the PCC for fixed assets for its own use or for spending on a future project and which are therefore not included in its "free reserves" as disclosed in the trustees' annual report.

Designated funds held by the PCC:

Legacies – created from legacies received by the Church and used for specific purposes by the PCC not concerned with the day to day expenditure.

**Restricted funds** comprise of two elements:

- a) income from trusts or endowments which may be expended only on those restricted objects provided in the terms of the trust or bequest
- b) donations or grants received for a specific object or invited by the PCC for a specific object. The funds may only be expended on the specific object for which they were given. Any balance remaining unspent at the end of each year must be carried forward as a balance on that fund. The PCC does not usually invest separately for each fund. Where there is no separate investment, interest is apportioned to individual funds on an average balance basis.

Restricted funds held by the PCC:

100 Club – fundraising activity making donations to charities and the Pastoral Centre Building – grants and donations received for the repair and renovation of the church and spent on the same.

Bell – receives donations mainly from visiting ringers and pays for the maintenance on the bells, tower and associated equipment

Churchyard – income from Churchyard fees funds churchyard salaries and maintenance

Flower – income from weddings, funerals and donations used to purchase flowers to decorate the church

Hand Bells – income from donations and collections pays for the upkeep of the bells, ringers travel and uniforms

Harlow Trust Ceiling Repairs Grant 2023 – specific one-off grant

Harlow Trust Ecumenical Furniture Grant 2023 – specific one-off restricted grant

Larry's Safe Space – income from grants and donations funds the running costs of the term time after school club for senior children

Ministry Education – income from clergy fees waived by the recipient in favour of the PCC to pay for clergy and volunteer training

National Churches Trust Repointing 2023 - specific one-off grant

Organ – Fees for use of the organ at weddings and funerals used to pay for organ maintenance

Porch – grants and donations to pay for the building of the interior church porch

Pastoral Centre – grants and donations towards the maintenance of the Pastoral Centre

**Endowment funds** are restricted funds that must

be retained as trust capital either permanently or subject to a discretionary power to spend capital as income, and where the use of any income or other benefit derived from the capital may be restricted or unrestricted. Full details of all their restrictions are shown in the notes to the accounts.

### **Income**

Planned giving, collections and donations are recognised when received or when the PCC becomes entitled to the resource and the monetary value can be measured with sufficient reliability. Tax refunds are recognised when the incoming resource to which they relate is received. Grants and Legacies are accounted for when the PCC is legally entitled to the amounts due and the monetary value can be measured with sufficient reliability. Dividends are accounted for when receivable, interest is accrued. All other income is recognised when it is receivable. All incoming resources are accounted for gross.

### **Expenditure**

Grants and donations are accounted for when paid over, or when awarded, if that award creates a binding or constructive obligation on the PCC. The diocesan common fund is accounted for when due. Amounts received specifically for mission are dealt with as restricted funds. All other expenditure is generally recognised when it is incurred and is accounted for gross.

**Governance and Support Costs**

Support costs should be allocated between governance costs and other support. Governance costs comprise all costs involving public accountability of the PCC and its compliance with regulation and good practice.

Support costs include central functions and have been allocated to activity cost categories on a basis consistent with the use of resources eg by allocating staff costs by time spent and other costs by their usage.

**Fixed Assets**

Consecrated and benefice property is not included in the accounts by s.10(2)(a)&(C) of the Charities Act 2011.

Moveable church furnishings held by the Vicar and Churchwardens on special trust for the PCC and which require a faculty for disposal are inalienable property, listed in the Church's inventory, which can be inspected (at any reasonable time). For anything acquired prior to 2000 there is insufficient cost information available and therefore such assets are not valued in the financial statements.

No depreciation is provided on buildings as the currently estimated residual value of the properties is not less than their carrying value and the remaining useful life of these assets exceeds 50 years, so that any depreciation charges would be immaterial.

**Investments**

Investments in quoted shares, traded bonds and similar investments are valued initially at cost and subsequently at market value at the year end. Investments held for re-sale are treated as current asset investments.

**Debtors**

Debtors are measured on initial recognition at settlement amount. Subsequently they are measured at cash expected to be received.

**Creditors and Accruals**

Creditors are measured at settlement amounts less any trade discounts. Accruals are measured on best estimate of the amount required to settle the obligation at the reporting date.

**PCC of St Laurence, Northfield**  
**Financial Statements for the year ended 31 December 2024**

**Statement of Financial Activities**

	Unrestricted funds	Designated funds	Restricted funds	Endowment funds	Total funds	Prior year total funds
<b>Receipts</b>						
Voluntary income	65,606	-	670	-	66,276	78,366
Activities for generating funds	37,255	-	-	-	37,255	36,430
Investment income	13,225	-	786	-	14,011	15,939
Church activities	8,787	-	5,006	-	13,793	39,609
<b>Total income</b>	<b>124,873</b>	<b>-</b>	<b>6,462</b>	<b>-</b>	<b>131,334</b>	<b>170,343</b>
<b>Payments</b>						
Church activities	78,892	-	15,742	-	94,634	152,454
Costs of generating funds	50,546	-	-	-	50,546	31,342
<b>Total expenditure</b>	<b>129,437</b>	<b>-</b>	<b>15,742</b>	<b>-</b>	<b>145,180</b>	<b>183,796</b>
<b>Net income / (expenditure) resources before transfer</b>	<b>(4,565)</b>	<b>-</b>	<b>(9,280)</b>	<b>-</b>	<b>(13,845)</b>	<b>(13,453)</b>
<b>Transfers</b>						
Gross transfers between funds - in	-	-	-	-	-	31,766
Gross transfers between funds - out	-	-	-	-	-	(31,766)
<b>Other recognised gains / losses</b>						
Gains/losses on investment assets	6,543	-	1,687	-	8,231	23,211
Gains on revaluation, fixed assets, charity's own use	-	-	-	-	-	-
<b>Net movement in funds</b>	<b>1,978</b>	<b>-</b>	<b>(7,593)</b>	<b>-</b>	<b>(5,614)</b>	<b>9,758</b>
<b>Reconciliation of funds</b>						
<b>Total funds brought forward</b>	<b>387,784</b>	<b>21,970</b>	<b>97,816</b>	<b>-</b>	<b>507,571</b>	<b>497,813</b>
<b>Total funds carried forward</b>	<b>389,762</b>	<b>21,970</b>	<b>90,223</b>	<b>-</b>	<b>501,956</b>	<b>507,571</b>
<b>Represented by Unrestricted</b>						
General Fund	389,762	-	-	-	389,762	387,784
<b>Designated</b>						
Flower Fund	-	-	-	-	-	-
Legacies	-	21,970	-	-	21,970	21,970
Organ Fund	-	-	-	-	-	-
<b>Restricted</b>						
100 Club	-	-	10	-	10	10
Agency collection	-	-	1,003	-	1,003	-
Bell Fund	-	-	5,596	-	5,596	5,187
Building	-	-	547	-	547	547
Church	-	-	-	-	-	-
Electrics	-	-	-	-	-	-
Churchyard	-	-	63,554	-	63,554	72,396
Flower Fund	-	-	1,180	-	1,180	1,448
Hand Bells	-	-	139	-	139	139
Harlow Trust	-	-	-	-	-	-
Ceiling Repairs 2023	-	-	-	-	-	-


Harlow Trust					
Liturgical	-	-	1,810	-	1,810 1,810
Furniture 2023					
Larry's Safe	-	-	3,791	-	3,791 3,881
Space					
Ministry Of Ed	-	-	3,228	-	3,228 3,228
National					
Churches Trust	-	-	1,725	-	1,725 1,725
Repointing					
2023					
Northfield	-	-	-	-	- -
Revealed					
Organ Fund	-	-	4,704	-	4,704 4,549
Pastoral Centre	-	-	642	-	642 642
Porch	-	-	2,294	-	2,294 2,255
Sound System	-	-	-	-	- -

**The PCC of St Laurence, Northfield**  
**Financial Statements for the year ended 31 December 2024**

**Balance Sheet detailed**

Class and code	Description	As at 31/12/2024	As at 31/12/2023
<b>Fixed assets</b>			
1611	CCLA 883850001R	124,385	119,722
1612	CCLA 102002279S	115,261	110,495
1781	Freehold Property	184,885	184,885
1782	Fixture & Fittings	353	353
1783	Sound System	2,884	2,884
	<b>Total Fixed assets</b>	<b>427,768</b>	<b>418,339</b>
<b>Current assets</b>			
1500	Current Account - Income	66,170	75,635
1501	Current Account - Expenditure	903	4,000
1502	Current Account - 100 Club	710	1,030
1520	CCLA Deposit Account 602152001D	9,505	9,191
1521	CCLA Deposit Account 602152002D	205	78
1522	CCLA Deposit Account 602152003D	1,488	1,449
1565	Petty Cash - Church	-	-
1584	HMRC Debtor	-	-
1589	Other Debtors	-	-
1592	Accrued income at year end	-	3,000
	<b>Total Current assets</b>	<b>78,980</b>	<b>94,383</b>
<b>Liabilities</b>			
2105	Utility Creditors	-	-
2111	Other Creditors	-	-
2150	Deferred Income	1,020	1,020
2160	Accrued expenditure at year end	-	1,262
6699	Agency collections	3,772	2,870
	<b>Total Liabilities</b>	<b>4,792</b>	<b>5,152</b>
	<b>Net Asset surplus (deficit)</b>	<b>501,956</b>	<b>507,571</b>
<b>Reserves</b>			
	Excess/(deficit) to date	(13,845)	(81,906)
Z01	Starting balances	530,782	566,265
Z02	Gains/(losses) on investment assets	(14,980)	23,211
	<b>Total Reserves</b>	<b>501,956</b>	<b>507,571</b>
	<b>Represented by Funds</b>		
	General (Unrestricted)	389,762	387,784
	Designated	21,970	21,970
	Restricted	90,223	97,816
	<b>Total</b>	<b>501,956</b>	<b>507,571</b>

Approved by the PCC on 20th July 2025 and signed on its behalf by

  
 R. NICHOLLS

  
 Tim Westman

**The PCC of St Laurence, Northfield**  
**Financial Statements for the year ended 31 December 2024**

**Statement of Assets and Liabilities – 2024**

Class and nominal code	General	Designated	Restricted	Endowment	Total	Last year
<b>Fixed Asset - Investments</b>						
1611: CCLA 883850001R	124,385	-	-	-	124,385	119,722
1612: CCLA 102002279S	67,014	-	48,247	-	115,261	110,495
<b>Total</b>	<b>191,399</b>	<b>-</b>	<b>48,247</b>	<b>-</b>	<b>239,646</b>	<b>230,217</b>
<b>Fixed Asset - Tangible Assets</b>						
1781: Freehold Property	184,885	-	-	-	184,885	184,885
1782: Fixture & Fittings	353	-	-	-	353	353
1783: Sound System	149	-	2,736	-	2,884	2,884
<b>Total</b>	<b>185,386</b>	<b>-</b>	<b>2,736</b>	<b>-</b>	<b>188,122</b>	<b>188,122</b>
<b>Current Asset - Cash At Bank And In Hand</b>						
1500: Current Account - Income	(176,887)	97,763	145,295	-	66,170	75,635
1501: Current Account - Expenditure	200,505	(80,778)	(118,824)	-	903	4,000
1502: Current Account - 100 Club	(320)	-	1,030	-	710	1,030
1520: CCLA Deposit Account						
602152001D	(10,315)	4,986	14,834	-	9,505	9,191
1521: CCLA Deposit Account						
602152002D	1	-	204	-	205	78
1522: CCLA Deposit Account						
602152003D	18	-	1,469	-	1,488	1,449
1565: Petty Cash - Church	(25)	-	25	-	-	-
<b>Total</b>	<b>12,977</b>	<b>21,970</b>	<b>44,033</b>	<b>-</b>	<b>78,980</b>	<b>91,383</b>
<b>Current Asset - Debtors</b>						
1592: Accrued income at year end	-	-	-	-	-	3,000
<b>Total</b>	<b>-</b>	<b>-</b>	<b>-</b>	<b>-</b>	<b>-</b>	<b>3,000</b>
<b>Liability - Agency Accounts</b>						
6699: Agency collections	-	-	3,772	-	3,772	2,870
<b>Total</b>	<b>-</b>	<b>-</b>	<b>3,772</b>	<b>-</b>	<b>3,772</b>	<b>2,870</b>
<b>Liability - Creditors: Amounts Falling Due In One Year</b>						
2150: Deferred Income	-	-	1,020	-	1,020	1,020
2160: Accrued expenditure at year end	-	-	-	-	-	1,262
<b>Total</b>	<b>-</b>	<b>-</b>	<b>1,020</b>	<b>-</b>	<b>1,020</b>	<b>2,282</b>
<b>Net total assets</b>	<b>389,762</b>	<b>21,970</b>	<b>90,223</b>	<b>-</b>	<b>501,956</b>	<b>507,571</b>

## Statement of Assets and Liabilities – 2023

Class and nominal code	General	Designated	Restricted	Endowment	Total	Last year
<b>Fixed Asset - Investments</b>						
1611: CCLA 883850001R	119,722	-	-	-	119,722	106,542
1612: CCLA 102002279S	64,243	-	46,252	-	110,495	127,276
<b>Total</b>	<b>183,965</b>	<b>-</b>	<b>46,252</b>	<b>-</b>	<b>230,217</b>	<b>233,819</b>
<b>Fixed Asset - Tangible Assets</b>						
1781: Freehold Property	184,885	-	-	-	184,885	184,885
1782: Fixture & Fittings	353	-	-	-	353	470
1783: Sound System	149	-	2,736	-	2,884	2,736
<b>Total</b>	<b>185,386</b>	<b>-</b>	<b>2,736</b>	<b>-</b>	<b>188,122</b>	<b>188,091</b>
<b>Current Asset - Cash At Bank And In Hand</b>						
1500: Current Account - Income	(157,545)	97,763	135,417	-	75,635	57,708
1501: Current Account - Expenditure	184,561	(80,778)	(99,782)	-	4,000	4,050
1502: Current Account - 100 Club	-	-	1,030	-	1,030	-
1520: CCLA Deposit Account						
602152001D	(10,315)	4,986	14,521	-	9,191	7,084
1521: CCLA Deposit Account						
602152002D	1	-	77	-	78	76
1522: CCLA Deposit Account						
602152003D	18	-	1,431	-	1,449	1,404
1565: Petty Cash - Church	(25)	-	25	-	-	-
<b>Total</b>	<b>16,694</b>	<b>21,970</b>	<b>52,719</b>	<b>-</b>	<b>91,383</b>	<b>70,321</b>
<b>Current Asset - Debtors</b>						
1584: HMRC Debtor	-	-	-	-	-	5,000
1589: Other Debtors	-	-	-	-	-	10,103
1592: Accrued income at year end	3,000	-	-	-	3,000	-
<b>Total</b>	<b>3,000</b>	<b>-</b>	<b>-</b>	<b>-</b>	<b>3,000</b>	<b>15,103</b>
<b>Liability - Agency Accounts</b>						
6699: Agency collections	-	-	2,870	-	2,870	6,592
<b>Total</b>	<b>-</b>	<b>-</b>	<b>2,870</b>	<b>-</b>	<b>2,870</b>	<b>6,592</b>
<b>Liability - Creditors: Amounts Falling Due In One Year</b>						
2105: Utility Creditors	-	-	-	-	-	2,180
2111: Other Creditors	-	-	-	-	-	750
2150: Deferred Income	-	-	1,020	-	1,020	-
2160: Accrued expenditure at year end	1,262	-	-	-	1,262	-
<b>Total</b>	<b>1,262</b>	<b>-</b>	<b>1,020</b>	<b>-</b>	<b>2,282</b>	<b>2,930</b>
<b>Net total assets</b>	<b>387,784</b>	<b>21,970</b>	<b>97,816</b>	<b>-</b>	<b>507,571</b>	<b>497,813</b>



## Fund movement summary – 2024

Fund	Opening	Incoming	Outgoing	Transfers	Gains/Losses	Journals	Closing
<b>100</b>							
Restricted	10	-	-	-	-	-	10
<b>Sub-totals</b>	<b>10</b>	<b>-</b>	<b>-</b>	<b>-</b>	<b>-</b>	<b>-</b>	<b>10</b>
<b>Bell</b>							
Restricted	5,187	409	-	-	-	-	5,596
<b>Sub-totals</b>	<b>5,187</b>	<b>409</b>	<b>-</b>	<b>-</b>	<b>-</b>	<b>-</b>	<b>5,596</b>
<b>Bldg</b>							
Restricted	547	-	-	-	-	-	547
<b>Sub-totals</b>	<b>547</b>	<b>-</b>	<b>-</b>	<b>-</b>	<b>-</b>	<b>-</b>	<b>547</b>
<b>Chyd</b>							
Restricted	72,396	4,829	15,339	-	-	1,668	63,554
<b>Sub-totals</b>	<b>72,396</b>	<b>4,829</b>	<b>15,339</b>	<b>-</b>	<b>-</b>	<b>1,668</b>	<b>63,554</b>
<b>Flwr</b>							
Restricted	1,448	46	313	-	-	-	1,180
<b>Sub-totals</b>	<b>1,448</b>	<b>46</b>	<b>313</b>	<b>-</b>	<b>-</b>	<b>-</b>	<b>1,180</b>
<b>General</b>							
Unrestricted	387,784	124,873	129,437	-	-	6,543	389,762
<b>Sub-totals</b>	<b>387,784</b>	<b>124,873</b>	<b>129,437</b>	<b>-</b>	<b>-</b>	<b>6,543</b>	<b>389,762</b>
<b>HBel</b>							
Restricted	139	-	-	-	-	-	139
<b>Sub-totals</b>	<b>139</b>	<b>-</b>	<b>-</b>	<b>-</b>	<b>-</b>	<b>-</b>	<b>139</b>
<b>HTF2023</b>							
Restricted	1,810	-	-	-	-	-	1,810
<b>Sub-totals</b>	<b>1,810</b>	<b>-</b>	<b>-</b>	<b>-</b>	<b>-</b>	<b>-</b>	<b>1,810</b>
<b>Lgcy</b>							
Designated	21,970	-	-	-	-	-	21,970
<b>Sub-totals</b>	<b>21,970</b>	<b>-</b>	<b>-</b>	<b>-</b>	<b>-</b>	<b>-</b>	<b>21,970</b>
<b>LSS</b>							
Restricted	3,881	-	90	-	-	-	3,791
<b>Sub-totals</b>	<b>3,881</b>	<b>-</b>	<b>90</b>	<b>-</b>	<b>-</b>	<b>-</b>	<b>3,791</b>
<b>MoED</b>							
Restricted	3,228	-	-	-	-	-	3,228
<b>Sub-totals</b>	<b>3,228</b>	<b>-</b>	<b>-</b>	<b>-</b>	<b>-</b>	<b>-</b>	<b>3,228</b>
<b>NCT2023</b>							
Restricted	1,725	-	-	-	-	-	1,725
<b>Sub-totals</b>	<b>1,725</b>	<b>-</b>	<b>-</b>	<b>-</b>	<b>-</b>	<b>-</b>	<b>1,725</b>
<b>Org</b>							
Restricted	4,549	156	-	-	-	-	4,704
<b>Sub-totals</b>	<b>4,549</b>	<b>156</b>	<b>-</b>	<b>-</b>	<b>-</b>	<b>-</b>	<b>4,704</b>
<b>PCen</b>							
Restricted	642	-	-	-	-	-	642
<b>Sub-totals</b>	<b>642</b>	<b>-</b>	<b>-</b>	<b>-</b>	<b>-</b>	<b>-</b>	<b>642</b>
<b>Por</b>							
Restricted	2,255	19	-	-	-	19	2,294
<b>Sub-totals</b>	<b>2,255</b>	<b>19</b>	<b>-</b>	<b>-</b>	<b>-</b>	<b>19</b>	<b>2,294</b>
<b>None</b>							
Restricted	-	1,003	-	-	-	-	1,003

<b>Sub-totals</b>	-	1,003	-	-	-	-	1,003
<b>Totals</b>	<b>507,571</b>	<b>131,334</b>	<b>145,180</b>	<b>-</b>	<b>-</b>	<b>8,231</b>	<b>501,956</b>

## Fund movement summary – 2023

Fund	Opening	Incoming	Outgoing	Transfers	Gains/Losses	Journals	Closing
<b>100</b>							
Restricted	-	1,291	956	(326)	-	-	10
<b>Sub-totals</b>	-	<b>1,291</b>	<b>956</b>	<b>(326)</b>	-	-	<b>10</b>
<b>Bell</b>							
Restricted	4,172	1,015	-	-	-	-	5,187
<b>Sub-totals</b>	<b>4,172</b>	<b>1,015</b>	-	-	-	-	<b>5,187</b>
<b>Bldg</b>							
Restricted	500	47	-	-	-	-	547
<b>Sub-totals</b>	<b>500</b>	<b>47</b>	-	-	-	-	<b>547</b>
<b>Chyd</b>							
Restricted	60,989	24,224	17,030	-	-	4,213	72,396
<b>Sub-totals</b>	<b>60,989</b>	<b>24,224</b>	<b>17,030</b>	-	-	<b>4,213</b>	<b>72,396</b>
<b>Flwr</b>							
Restricted	1,584	122	259	-	-	-	1,448
<b>Sub-totals</b>	<b>1,584</b>	<b>122</b>	<b>259</b>	-	-	-	<b>1,448</b>
<b>General</b>							
Unrestricted	400,549	113,214	144,976	-	-	18,998	387,784
<b>Sub-totals</b>	<b>400,549</b>	<b>113,214</b>	<b>144,976</b>	-	-	<b>18,998</b>	<b>387,784</b>
<b>HBel</b>							
Restricted	139	-	-	-	-	-	139
<b>Sub-totals</b>	<b>139</b>	-	-	-	-	-	<b>139</b>
<b>HTC2023</b>							
Restricted	-	2,000	2,000	-	-	-	-
<b>Sub-totals</b>	-	<b>2,000</b>	<b>2,000</b>	-	-	-	-
<b>HTF2023</b>							
Restricted	-	10,000	8,190	-	-	-	1,810
<b>Sub-totals</b>	-	<b>10,000</b>	<b>8,190</b>	-	-	-	<b>1,810</b>
<b>Lgcy</b>							
Designated	5,871	16,100	-	-	-	-	21,970
<b>Sub-totals</b>	<b>5,871</b>	<b>16,100</b>	-	-	-	-	<b>21,970</b>
<b>LSS</b>							
Restricted	4,205	-	325	-	-	-	3,881
<b>Sub-totals</b>	<b>4,205</b>	-	<b>325</b>	-	-	-	<b>3,881</b>
<b>MoED</b>							
Restricted	3,423	-	195	-	-	-	3,228
<b>Sub-totals</b>	<b>3,423</b>	-	<b>195</b>	-	-	-	<b>3,228</b>
<b>NCT2023</b>							
Restricted	-	1,725	-	-	-	-	1,725
<b>Sub-totals</b>	-	<b>1,725</b>	-	-	-	-	<b>1,725</b>
<b>NR</b>							
Restricted	2,255	-	-	(2,255)	-	-	-
<b>Sub-totals</b>	<b>2,255</b>	-	-	<b>(2,255)</b>	-	-	-
<b>Org</b>							
Restricted	4,698	405	554	-	-	-	4,549
<b>Sub-totals</b>	<b>4,698</b>	<b>405</b>	<b>554</b>	-	-	-	<b>4,549</b>
<b>PCen</b>							
Restricted	317	-	-	326	-	-	642

<b>Sub-totals</b>	<b>317</b>	-	-	<b>326</b>	-	-	<b>642</b>
<b>Por</b>							
Restricted	6,375	-	6,375	2,255	-	-	2,255
<b>Sub-totals</b>	<b>6,375</b>	-	<b>6,375</b>	<b>2,255</b>	-	-	<b>2,255</b>
<b>SSys</b>							
Restricted	2,736	200	2,936	-	-	-	-
<b>Sub-totals</b>	<b>2,736</b>	<b>200</b>	<b>2,936</b>	-	-	-	-
<b>Totals</b>	<b>497,813</b>	<b>170,343</b>	<b>183,796</b>	-	-	<b>23,211</b>	<b>507,571</b>

### Analysis of income and expenditure

					Total	
	Unrestricted	Designated	Restricted	Endowment	This year	Last year
<b>RECEIPTS</b>						
<b>Voluntary income</b>						
3101 - Regular Giving Envelopes	997	-	-	-	997	1,482
3104 - Standing Orders (GA)	11,342	-	-	-	11,342	12,211
3105 - Standing Orders (Non-GA)	1,736	-	-	-	1,736	1,128
3106 - PGS Donation Received from PGS Statement	13,646	-	-	-	13,646	17,858
3107 - PGS Giving (Non-GA)	1,135	-	-	-	1,135	-
3108 - Electronic Planned Giving	2,567	-	-	-	2,567	2,490
3111 - Collection Plate	4,059	-	-	-	4,059	5,009
3116 - Contactless Donation	-	-	-	-	-	94
3137 - Parochial Organ Donations	-	-	213	-	213	405
3138 - Parochial Flower Donations	-	-	119	-	119	122
3139 - Parochial Bell Donations	41	-	336	-	377	1,015
3140 - Other Donations	5,037	-	-	-	5,037	2,345
3141 - Easy Fundraising	34	-	-	-	34	-
3143 - Wall Safe Donations	476	-	-	-	476	772
3145 - PGS One-Off Donation	739	-	-	-	739	-
3148 - Candle Donations	135	-	2	-	137	151
3149 - Refreshments Donations	420	-	-	-	420	476
3151 - Gift Aid	7,353	-	-	-	7,353	348
3152 - PGS Gift Aid from PGS Statement	1,339	-	-	-	1,339	3,004
3153 - Gift Aid Debtor written back	-	-	-	-	-	(5,000)
3170 - Legacies	6,000	-	-	-	6,000	3,000
3180 - Grants	8,550	-	-	-	8,550	13,725
3187 - LPOW Scheme	-	-	-	-	-	17,731
<b>Voluntary income Totals</b>	<b>65,606</b>	<b>-</b>	<b>670</b>	<b>-</b>	<b>66,276</b>	<b>78,366</b>
<b>Activities for generating funds</b>						
3188 - Centre Hire - Casba	-	-	-	-	-	7,694
3189 - Centre Hire - Global/Inexpress	10,077	-	-	-	10,077	10,957
3196 - Barn Hire - Polkadot Utilities	-	-	-	-	-	1,800
3197 - Other Debtors written back	-	-	-	-	-	(10,103)
3860 - Christmas Fair	1,322	-	-	-	1,322	1,992
3861 - Craft Fayre	972	-	-	-	972	235
3862 - Car Boots	1,529	-	-	-	1,529	1,439
3863 - Fairtrade Sales	-	-	-	-	-	34
3865 - Fundraising Events	1,460	-	-	-	1,460	1,733
3899 - Other Fundraising	2	-	-	-	2	104
3900 - 100 Club Start	-	-	-	-	-	885
3902 - 100 Club Subscriptions	-	-	-	-	-	396
4172 - Centre Hire - One-Offs	999	-	-	-	999	497
4180 - Centre Hire - Regular	4,322	-	-	-	4,322	5,377
4190 - Centre Hire - Mimi Brown (Dance)	1,710	-	-	-	1,710	1,011
4191 - Centre Hire - Tots Play	-	-	-	-	-	40
4192 - Centre Hire - Kumon	2,880	-	-	-	2,880	1,800
4193 - Centre Hire - Kick Boxing	2,508	-	-	-	2,508	3,036
4194 - Centre Hire - Maxine Senior Fitness	363	-	-	-	363	1,169
4196 - Centre Hire - Bournville Model Railway	4,800	-	-	-	4,800	-
4197 - Centre Hire - Yoga	450	-	-	-	450	-
4202 - Car Park Hire	3,862	-	-	-	3,862	6,333
<b>Activities for generating funds Totals</b>	<b>37,255</b>	<b>-</b>	<b>-</b>	<b>-</b>	<b>37,255</b>	<b>36,430</b>
<b>Investment income</b>						

3195 - Barn Hire - Polkadot Lease	10,591	-	-	-	10,591	10,591
3300 - Current Account Interest	1,743	-	-	-	1,743	1,386
3310 - CCLA Deposit Account Interest	-	-	145	-	145	774
3331 - CCLA Dividend - 2279S	891	-	641	-	1,532	3,187
<b>Investment income Totals</b>	<b>13,225</b>	-	<b>786</b>	-	<b>14,011</b>	<b>15,939</b>
<b>Church activities</b>						
3136 - Parochial Churchyard Fees	-	-	4,062	-	4,062	22,885
3142 - Handbells	330	-	-	-	330	-
4001 - Marriage Fees	1,031	-	-	-	1,031	2,758
4002 - Church Register Fees	89	-	-	-	89	257
4004 - Funeral Fees	3,596	-	944	-	4,540	10,084
4007 - Monument Fees	1,013	-	-	-	1,013	681
4008 - Heating Charges	776	-	-	-	776	2,638
4009 - Other Parochial Fees	15	-	-	-	15	30
4498 - Ministry Ed Fund	-	-	-	-	-	98
4997 - Insurance Claims	1,396	-	-	-	1,396	-
4999 - Sundry Income	541	-	-	-	541	178
<b>Church activities Totals</b>	<b>8,787</b>	-	<b>5,006</b>	-	<b>13,793</b>	<b>39,609</b>
<b>Receipts Grand totals</b>	<b>124,873</b>	-	<b>6,462</b>	-	<b>131,334</b>	<b>170,343</b>

## PAYMENTS

### Church activities

5001 - Common Fund	32,500	-	-	-	32,500	30,000
5100 - Charitable Giving	-	-	-	-	-	326
5201 - Rector - Phone	-	-	-	-	-	86
5202 - Rector - Travel	-	-	-	-	-	48
5203 - Rector - Office Supplies & Equipment	-	-	-	-	-	20
5204 - Ministry of Ed	-	-	-	-	-	195
5207 - Rector - Other	41	-	-	-	41	-
5220 - Rectory - Water Charges	-	-	-	-	-	375
5224 - Rectory - Internet & Phone	-	-	-	-	-	20
5226 - BDBF Parsonage decoration refund	-	-	-	-	-	(1,115)
6001 - Church - Administrator Pay	1,094	-	-	-	1,094	1,094
6003 - Churchyard Admin Pay	-	-	2,105	-	2,105	1,158
6004 - Pension	11	-	-	-	11	21
6006 - Travel Expenses	224	-	-	-	224	147
6008 - ChurchyardAdmin Er Pens	-	-	20	-	20	-
6009 - ChurchAdmin Er Ni	36	-	-	-	36	-
6011 - ChurchyardAdmin Er Ni	-	-	67	-	67	-
6012 - ChurchBarry pay	1,752	-	-	-	1,752	-
6014 - ChurchyardBarry pay	-	-	5,433	-	5,433	-
6015 - ChurchBarry Er Ni	36	-	-	-	36	14,395
6017 - ChurchyardBarry Er Ni	-	-	144	-	144	959
6019 - Churchyard - Administrator Wages	-	-	-	-	-	2,022
6020 - Churchyard - Barry Wages	-	-	-	-	-	4,251
6021 - Churchyard Admin NI Contributions	-	-	-	-	-	135
6022 - Churchyard Admin Pension Contributions	-	-	-	-	-	39
6305 - Larry's Expenditure	-	-	90	-	90	325
6365 - Gifts/Hospitality	314	-	-	-	314	1,104
6411 - Stay & Play Group	-	-	-	-	-	20
6503 - Internet & Phone	1,759	-	-	-	1,759	1,484
6510 - Stationary Costs	365	-	-	-	365	492
6511 - Printing Costs	1,871	-	-	-	1,871	1,644
6512 - Office Supplies Costs	-	-	-	-	-	25
6552 - Software Costs	310	-	-	-	310	487
6597 - Payroll Costs	211	-	-	-	211	230
6599 - Other Office Costs	406	-	-	-	406	94
6700 - Altar Supplies	493	-	-	-	493	809
6703 - Worship Resources	814	-	-	-	814	184
6705 - Lectionary Materials	238	-	-	-	238	192
6710 - Flower Expenses	-	-	313	-	313	259

6748 - Service Refreshments	349	-	-	-	349	46
6749 - Other Service Supplies	2,987	-	-	-	2,987	727
6751 - Organist Payments	2,357	-	-	-	2,357	1,330
6760 - Media License Fee	760	-	-	-	760	797
6762 - Audio Visual Equipment	552	-	-	-	552	700
6797 - Organ Repair & Servicing	668	-	-	-	668	554
6798 - Bell Maintenance	-	-	-	-	-	336
6902 - Church Maintenance	30	-	34	-	64	97
6908 - Church General Maintenance	7	-	-	-	7	780
6909 - Centre General Maintenance Services	2,318	-	-	-	2,318	-
6910 - Maintenance - Other	4,902	-	-	-	4,902	3,031
6911 - Church - Major Repairs & Additions	-	-	-	-	-	58,003
7011 - Cleaning Supplies	-	-	-	-	-	477
7014 - Church Waste Disposal	512	-	-	-	512	755
7020 - Church Insurance	12,203	-	-	-	12,203	4,155
7050 - Church Water Charges	95	-	-	-	95	128
7052 - Church Electricity Charges	8,226	-	-	-	8,226	12,449
7053 - Church Gas Charges	500	-	-	-	500	-
7054 - Utility Creditors written back	-	-	-	-	-	(2,180)
7056 - Agency Error Payments balance w/off	-	-	-	-	-	(5,777)
7064 - Utilities VAT refund	(3,799)	-	-	-	(3,799)	-
7806 - Churchyard Upkeep	-	-	7,536	-	7,536	10,584
7999 - Depreciation	-	-	-	-	-	1,079
9001 - Independent Examination Fees	-	-	-	-	-	750
9130 - Bank Charges	100	-	-	-	100	57
9995 - Northfield Revealed Heritage Expenditure	-	-	-	-	-	1,450
9999 - Sundry Expenditure	3,650	-	-	-	3,650	599
<b>Church activities Totals</b>	<b>78,892</b>	<b>-</b>	<b>15,742</b>	<b>-</b>	<b>94,634</b>	<b>152,454</b>
<b>Costs of generating funds</b>						
6002 - Centre Admin Pay	14,312	-	-	-	14,312	1,065
6005 - CentreAdmin Er Pens	252	-	-	-	252	-
6010 - National Insurance	1,662	-	-	-	1,662	-
6013 - CentreBarry pay	10,451	-	-	-	10,451	-
6016 - CentreBarry Er Ni	395	-	-	-	395	11,689
6018 - Church Centre Employer Pension Contributions	56	-	-	-	56	278
6903 - Centre Maintenance	174	-	-	-	174	-
7012 - Centre Cleaning Supplies	610	-	-	-	610	-
7016 - Waste Collection	2,564	-	-	-	2,564	-
7051 - Centre Water Charges	208	-	-	-	208	-
7063 - Centre Gas Charges	117	-	-	-	117	-
7147 - Centre - Maintenance Other	1,380	-	-	-	1,380	142
7400 - Centre - General Maintenance	700	-	-	-	700	152
7420 - Centre - Cleaning Supplies	250	-	-	-	250	720
7424 - Centre - Waste Disposal	1,014	-	-	-	1,014	244
7440 - Centre - Insurance	2,842	-	-	-	2,842	5,281
7441 - Centre - Alarm Charges	-	-	-	-	-	216
7491 - Centre - Water Charges	-	-	-	-	-	221
7492 - Centre and Barn Electricity Charges	7,156	-	-	-	7,156	7,246
7493 - Centre and Barn Gas Charges	5,168	-	-	-	5,168	3,367
8005 - Contactless Fees	-	-	-	-	-	1
8010 - Carboot licences	273	-	-	-	273	-
8161 - Fairtrade Purchases	-	-	-	-	-	93
8165 - 100 Club Prizes	-	-	-	-	-	630
9010 - Barn Insurance	963	-	-	-	963	-
<b>Costs of generating funds Totals</b>	<b>50,546</b>	<b>-</b>	<b>-</b>	<b>-</b>	<b>50,546</b>	<b>31,342</b>
<b>Payments Grand totals</b>	<b>129,437</b>	<b>-</b>	<b>15,742</b>	<b>-</b>	<b>145,180</b>	<b>183,796</b>

## Staff Costs

	2024	2023
Wages & Salaries	£ 35,147	£ 34,511
Social Security costs	£2,340	£2,252
Pension costs	£328	£338
Average number of employees	2	2

The PCC use the National Employment Savings Trust (NEST), via the Diocesan Payroll Scheme, for its pension payments.

## Trustees' Remuneration & Expenses

Rowena Nicholls, a trustee, was paid £66 for her duties as Verger.

## Related Parties

No other expenses were paid to any other PCC member, persons closely connected to them, or related parties.

Donations from related parties (PCC members) totalled £555 (2023: £7,430) .

## Transfers between funds

There were no transfers in 2024.

In 2023 £326 was transferred from 100 club restricted fund to the Pastoral Centre restricted fund – usual annual transfer of profit. And £2,255 was transferred from the Northfield Revealed restricted fund to the Porch restricted fund with the permission of the grantor to close the fund.



## Fixed Assets

### a. Tangible Fixed Assets

	Freehold Property £	Church Equipment £	Sound System £	Total £
Cost or Valuation				
As at 1st Jan	184,885	627	4,765	190,277
Additions in the year				
Disposal in the year				
Revaluation (if any)				
Value at 31st Dec	<b>184,885</b>	<b>627</b>	<b>4,765</b>	<b>190,277</b>
Accumulated Depreciation				
As at 1st Jan	0	275	1,880	2,155
Charge for the year				
Disposals				
Value at 31st Dec	<b>0</b>	<b>275</b>	<b>1,880</b>	<b>2,155</b>
Net Book Value at 1st Jan 2024	184,885	353	2,884	188,122
Net Book Value at 31st Dec 2023	<b>184,885</b>	<b>353</b>	<b>2,884</b>	<b>188,122</b>

### b. Fixed Asset Investments

	At 1st Jan £	Additions £	Disposals £	Transfers £	Change in market value £	At 31st Dec £
Unrestricted funds	183,965	891			6,543	191,399
Restricted Funds	46,252	641			1,354	48,247
Endowment funds	0	0			0	0
Total	<b>230,217</b>	<b>1,532</b>			<b>7,897</b>	<b>239,646</b>

## Current Assets

### a. Debtors

	2024 £	2023 £
Accrued income at year end	0	3,000
Prepayments and accrued income		
Other debtors		
Total	0	3,000

## Liabilities

### a. Amounts falling due in one year

	2024 £	2023 £
Agency collections	3,772	2,870
Deferred income	1,020	1,020
Accrued expenditure	0	1,262
Total	4,792	5,152

## Prior Year Comparative SOFA - 2023

	Unrestricted funds	Designated funds	Restricted funds	Endowment funds	Total funds	Prior year total funds
<b>Receipts</b>						
Voluntary income	46,789	16,100	15,477	-	78,366	129,719
Activities for generating funds	35,149	-	1,281	-	36,430	29,993
Investment income	14,553	-	1,386	-	15,939	14,521
Church activities	16,724	-	22,885	-	39,609	29,355
<b>Total income</b>	<b>113,214</b>	<b>16,100</b>	<b>41,029</b>	<b>-</b>	<b>170,343</b>	<b>203,589</b>
<b>Payments</b>						
Church activities	114,264	-	38,189	-	152,454	247,356
Costs of generating funds	30,712	-	630	-	31,342	24,686
<b>Total expenditure</b>	<b>144,976</b>	<b>-</b>	<b>38,819</b>	<b>-</b>	<b>183,796</b>	<b>272,042</b>
<b>Net income / (expenditure) resources before transfer</b>	<b>(31,762)</b>	<b>16,100</b>	<b>2,210</b>	<b>-</b>	<b>(13,453)</b>	<b>(68,453)</b>
<b>Transfers</b>						
Gross transfers between funds - in	-	-	31,766	-	31,766	-
Gross transfers between funds - out	-	-	(31,766)	-	(31,766)	-
<b>Other recognised gains / losses</b>						
Gains/losses on investment assets	18,998	-	4,213	-	23,211	(31,825)
Gains on revaluation, fixed assets, charity's own use	-	-	-	-	-	-
<b>Net movement in funds</b>	<b>(12,764)</b>	<b>16,100</b>	<b>6,423</b>	<b>-</b>	<b>9,758</b>	<b>(100,278)</b>
<b>Reconciliation of funds</b>						
<b>Total funds brought forward</b>	<b>400,549</b>	<b>5,871</b>	<b>91,393</b>	<b>-</b>	<b>497,813</b>	<b>598,091</b>
<b>Total funds carried forward</b>	<b>387,784</b>	<b>21,970</b>	<b>97,816</b>	<b>-</b>	<b>507,571</b>	<b>497,813</b>