

# THE PAROCHIAL CHURCH COUNCIL OF THE ECCLESIASTICAL PARISH OF THE ABBEY CHURCH OF SAINT PETER AND SAINT PAUL, BOURNE

England & Wales - Charity number 1132631

## Details

---

**Other names** BOURNE ABBEY PCC

**Status** Registered

**Legal form** Previously excepted

**Registered** 2009-11-10

**Register** [View on the Charity Commission register](#)

## Contact

---

**Address** The Vicarage  
Church Walk  
Bourne  
Lincolnshire  
PE10 9UQ

**Phone** 01778 782779

**Email** [revstephen@btinternet.com](mailto:revstephen@btinternet.com)

**Website** [www.bourneabbeychurch.org](http://www.bourneabbeychurch.org)

## Activities

---

**Objects:** Promoting in the ecclesiastical parish the whole mission of the Church.

**Activities:** Providing spiritual guidance, pastoral care and mission support to the parish. Mission financial support to a few selected national charities each year.

## Classification

---

- **How:** Makes Grants To Individuals, Makes Grants To Organisations, Provides Buildings/facilities/open Space, Provides Services
- **What:** Religious Activities
- **Who:** The General Public/mankind

## Geography

---

- **Area of benefit:** UNDEFINED. IN PRACTICE, LOCAL.
- Lincolnshire

## Finances

---

Period end	Income	Expenditure	Assets	Employees
2024-12-31	£187,192	£139,340	-	-
2023-12-31	£117,197	£138,554	-	-
2022-12-31	£109,218	£98,099	-	-
2021-12-31	£73,482	£132,929	-	-
2020-12-31	£100,326	£116,634	-	-

## Trustees

Name	Role	Appointed
<b>Rev Stephen Buckman</b>	Chair	2024-04-18
ALAN GODFREY PAYNE		
Amanda Pears		2026-04-16
Carol Keel		2026-04-16
Celia Margaret Howes		2020-10-29
Denis Smith		2026-04-16
Dr Carl Pears		2026-04-16
Eileen Margaret Palmer		2024-04-18
Eleanor BOSS		2024-04-18
Elizabeth Joy Page		2024-04-18
JENNIFER MARGARET ENGLISH MACLEAN		2018-03-18
James Buckman		2025-05-22
Marilyn Roberts		2025-05-22
Patricia Jean Benn		2024-04-18
Victoria Buckman		2026-04-16
Vivienne Wilson		2024-04-18

---

# Accounts

---

**The Abbey and Parish Church**  
**of**  
**St Peter and St Paul**  
Registered Charity in England and Wales No. 1132631

**Financial Statements**  
**Year ending 31 December 2024**

**Incumbent:**  
**Revd Fr. Stephen Buckman**  
**The Vicarage**  
**Church Walk**  
**Bourne**  
**Lincs**

**Bank:**  
**HSBC Bank PLC**  
**Peterborough**

**Independent Examiner**  
**Hazel Bell**  
**16 Great Northern Gardens**  
**Bourne**  
**PE10 9EH**

## Financial Review of Year 2024

The financial performance in 2024 continued to improve with a very strong last quarter. High inflation and energy costs continued to dominate concerns about expenditure but all areas of giving grew significantly, especially donations, to help produce a surplus of £14,633.

**The General Fund** compared to 2023 showed an increase in Total Income of £12,466 or 14% and a Total Expenditure increase of £13,194 or 18%.

The Total Voluntary Income (Individual Donations) shows an increase of £2,099 or 2.9%. In addition to this there were a number of significant one-off donations / bequests totalling £60,000 that are included in the Fabric Unrestricted Account which is used to support this Fund in achieving specific improvements in the Share payments. This year an additional £6,000 has been paid over the planned Share level of £39,000.

Other one-off receipts included £6,967 from delayed fees and £1,057 from delayed donations. Delayed Diocesan Fees of £4,229 were also received and paid to the Lincoln Board of Finance.

The main voluntary income from planned giving, gift aid and cash offerings increased by £4,632 or 10% to make a total of £52,393.

Activities to generate funds produced an increase of £605 to make a total of £7,306 including £5,000 from the Social Committee.

The church heating expenditure was also helped by a one-off refund of £1,305 recovered from a disputed meter issue in 2022.

The delayed receipts, refunds and other income benefits enabled a sum of £20,000 to be transferred to the Fabric Unrestricted Account to take advantage of interest payments.

**The Hall & Sunday School Fund** had a surplus of £1,975 (was £1,271 in 2023) with Hall Letting increasing by 14% to £13,883.

**The Fabric Fund** had a significantly increased income of £62,949 (was £5,546 in 2023) benefiting from a few large donations / bequests. An additional £20,000 was also received from the General Fund (see above).

A total expenditure of £31,739 covering items in both Church and Hall buildings included a new sound system, tower repairs, roof repairs, toilet refurbishments, and a new hot water boiler.

The fund had a surplus of £51,210 with a total balance of £409,946 which is allocated to restricted accounts Restoration £229,042 and Fabric £80,180 and to unrestricted account £100,723.

## Accounting policies

The following statements have been prepared in accordance with the Church Accounting Regulations 2015 together with applicable accounting standards and the Charities SORP.

As the total of both income and expenditure as shown is in excess of £100,000 the Accounts have been prepared on an Income and Expenditure basis, making adjustments for sums due to the PCC and amounts owing by the PCC as at 31st December 2024. No account has been taken of any increase or decrease in the value of investments in the preparation of the accounts. The value of the investments as notified by the CBF and the COIF is stated by way of note on the Balance Sheet.

The PCC owns no material assets other than those shown by way of note on the Balance Sheet. These have not been valued as no sale is anticipated.

Due to the rounding of figures to the nearest whole £1 some of the columns may not appear to add up correctly.

The notes referred to in the accounts and included at the end of the accounts are by way of information and do not form part of the statutory accounts Receipts and Payments Account.

## Receipts and Payment Account

### General - General fund (Unrestricted)

Receipts	Total funds	Prior year funds
Incoming resources from generated funds		
060 - Bank Interest HSBC	1	1
061 - Interest CBF	12	9
<i>Total Incoming resources from generated funds</i>	13	9
<i>Voluntary income</i>		
051 - Planned Giving NGA	2,829	3,496
052 - Gift Aid	41,708	37,335
053 - Cash Offerings	7,856	6,930
054 - Baptisms, Weddings, Funerals, Homes	2,102	2,355
056 - Donations	6,809	8,739
063 - Income Tax Repayment	11,971	12,319
<i>Total Voluntary income</i>	73,274	71,175
<i>Activities for generating funds</i>		
057 - Events	2,099	1,451
090 - Receipts from Social Committee	5,000	5,000
091 - Magazine Advertising	207	250
<i>Total Activities for generating funds</i>	7,306	6,701
<i>Investment income</i>		
062 - Trust Income	244	240
093 - Clergy Expense Fund Interest	2,888	2,719
<i>Total Investment income</i>	3,132	2,959
Other incoming resources		
055 - Parish Fees	12,808	4,218
070 - Diocesan Fees	4,229	3,234
<i>Total Other incoming resources</i>	17,037	7,451
<b>Total Receipts</b>	<b>100,762</b>	<b>88,296</b>
<b>Payments</b>		
Charitable activities		
076 - Mission Giving	—	150
<i>Total Charitable activities</i>	—	150
Other resources used		
072 - Funeral Collections Contra Expend	(156)	—
087 - Assigned Fees Expend contra to acc 070	4,229	3,234
<i>Total Other resources used</i>	4,073	3,234
Church Administration		
077 - Diocesan & Deanery Share	45,000	29,025
078 - Electricity	1,202	2,835
079 - Heating	7,323	11,615
080 - Cleaning & Sundry	328	395
081 - Insurance	8,469	8,089
082 - Church Services (Wine, Wafer, Candles)	1,742	3,311
083 - Staff Costs	5,766	5,416
086 - Other Repairs	5,512	5,717
088 - Printing & Stationery	3,404	1,738
089 - Clergy & Office Expenses	3,310	1,410
<i>Total Church Administration</i>	82,056	69,552
<b>Total Payments</b>	<b>86,129</b>	<b>72,935</b>
Excess of Incoming resources over Resources used	14,633	15,360
Brought forward balance	38,219	22,859
Transfers to/(from)	(20,000)	—
<b>Carried forward balance</b>	<b>32,852</b>	<b>38,219</b>

**B-Hall - Hall & Sunday School Fund (Designated)****Receipts**

Incoming resources from generated funds

232 - Hall &amp; SS Interest CBF

400

239

*Total Incoming resources from generated funds*400239*Voluntary income*

230 - Hall &amp; SS Donations &amp; Grants

15

—

*Total Voluntary income*15—*Activities for generating funds*

231 - Hall &amp; SS Hire of Hall

13,883

12,205

*Total Activities for generating funds*13,88312,205**Total Receipts****14,298****12,444****Payments**

Church Administration

080 - Cleaning &amp; Sundry

—

35

236 - Hall Electricity

881

2,266

237 - Hall Heating

1,388

976

238 - Hall Insurance

677

669

239 - Hall Water &amp; Sewage

802

709

240 - Hall Repairs and Renewals

2,522

869

241 - Hall Caretaker &amp; Opening Fees

5,974

5,561

243 - Hall Sundry Expenses

79

87

*Total Church Administration*12,32211,173**Total Payments****12,322****11,173**

Excess of Incoming resources over Resources used

1,975

1,271

Brought forward balance

21,882

20,610

**Carried forward balance****23,857****21,882****C-SocCom - Social Committee Fund (Designated)****Receipts**

Incoming resources from generated funds

*Activities for generating funds*

105 - Social Committee Events

4,355

6,283

107 - Social Committee 59 Club Receipts

2,612

3,389

*Total Activities for generating funds*6,9679,672**Total Receipts****6,967****9,672****Payments**

Cost of generating funds

*Cost of generating voluntary income*

113 - Social Committee 59 Club Prizes

1,290

1,350

*Total Cost of generating voluntary income*1,2901,350*Fundraising trading cost of goods sold and other costs*

111 - To PCC Account (transfer)

5,000

5,000

*Total Fundraising trading cost of goods sold and other costs*5,0005,000

Other resources used

110 - Social Club Expenses

1,414

2,729

*Total Other resources used*1,4142,729**Total Payments****7,704****9,079**

Excess of Incoming resources over Resources used

(737)

593

Brought forward balance

3,167

2,574

**Carried forward balance****2,430****3,167**

**D-Fabric - Fabric Fund (Designated)****Receipts**

Incoming resources from generated funds

125 - Fabric Interest CBF

126 - Fabric Interest HSBC

*Total Incoming resources from generated funds*

32

717

749

19

426

446

*Voluntary income*

120 - Fabric Donations

*Total Voluntary income*

62,200

62,200

5,100

5,100

**Total Receipts****62,949****5,546****Payments**

Church Administration

130 - Fabric Repairs

131 - Fabric Quinquennial Repairs

*Total Church Administration*

25,005

6,734

31,739

44,603

—

44,603

**Total Payments****31,739****44,603**

Excess of Incoming resources over Resources used

Brought forward balance

Transfers to/(from)

**Carried forward balance**

31,210

358,736

20,000

409,946

(39,058)

396,320

1,474

**358,736****E-ClergyEx - Clergy Expense Fund (Designated)**

Brought forward balance

**Carried forward balance**

6,076

**6,076**

6,076

**6,076****F-BaxNWe - T M Baxter Fund (Designated)****Receipts**

Incoming resources from generated funds

150 - T M Baxter Interest

*Total Incoming resources from generated funds*

32

32

31

31

**Total Receipts****32****31**

Excess of Incoming resources over Resources used

Brought forward balance

**Carried forward balance**

32

605

636

31

573

**605****G-Dunbar - Dunbar Trust Fund (Designated)****Receipts**

Incoming resources from generated funds

155 - E C Dunbar Interest CBF

156 - E C Dunbar Interest HSBC

*Total Incoming resources from generated funds*

101

43

144

99

30

130

**Total Receipts****144****130**

Excess of Incoming resources over Resources used

Brought forward balance

**Carried forward balance**

144

2,305

2,450

130

2,176

**2,305**

**H-Bell - Bell Fund (Restricted)****Receipts**

Incoming resources from generated funds

162 - Bell Interest HSBC

163 - Bell Interest CBF

4

3

567

399

*Total Incoming resources from generated funds*

571

402

*Voluntary income*

161 - Bell Donations

20

12

*Total Voluntary income*

20

12

**Total Receipts****591****414****Payments**

Church Administration

166 - Bell Repairs

3

2

*Total Church Administration*

3

2

**Total Payments****3****2**

Excess of Incoming resources over Resources used

588

412

Brought forward balance

10,851

10,439

**Carried forward balance****11,439****10,851****J-Birthday - Birthday Fund (Designated)****Receipts**

Incoming resources from generated funds

172 - Birthday Interest CBF

5

3

*Total Incoming resources from generated funds*

5

3

**Total Receipts****5****3**

Excess of Incoming resources over Resources used

5

3

Brought forward balance

88

1,558

Transfers to/(from)

—

(1,474)

**Carried forward balance****92****88****K-Organ - Organ Fund (Designated)****Receipts**

Incoming resources from generated funds

181 - Organ Interest HSBC

182 - Organ Interest CBF

49

34

183

128

*Total Incoming resources from generated funds*

231

162

*Activities for generating funds*

183 - Band

546

—

*Total Activities for generating funds*

546

—

**Total Receipts****777****162****Payments**

Church Administration

185 - Organ Repairs incl Piano

672

220

*Total Church Administration*

672

220

**Total Payments****672****220**

Excess of Incoming resources over Resources used

105

(58)

Brought forward balance

5,675

5,732

**Carried forward balance****5,780****5,675**

**L-Choir - Choir Fund (Designated)****Receipts**

Incoming resources from generated funds

192 - Choir Interest HSBC

193 - Choir Interest CBF

*Total Incoming resources from generated funds*4  
05  
1

---

4 5**Total Receipts**

---

4 5**Payments**

Church Administration

197 - Choir RSCM Fee

*Total Church Administration*

270

127

---

270 127**Total Payments**

---

270 127

Excess of Incoming resources over Resources used

(266) (122)

Brought forward balance

305 426

**Carried forward balance**

---

39 305**M-Flower - Flower Fund (Designated)****Receipts**

Incoming resources from generated funds

200 - Flower Interest HSBC

*Total Incoming resources from generated funds*

34

22

---

34 22*Voluntary income*

201 - Flower Donations

*Total Voluntary income*

580

437

---

580 437**Total Receipts**

---

614 459**Payments**

Church Administration

209 - Cost of Flowers

*Total Church Administration*

501

415

---

501 415**Total Payments**

---

501 415

Excess of Incoming resources over Resources used

113 45

Brought forward balance

1,501 1,456

**Carried forward balance**

---

1,614 1,501**N-ParishCl - Parish Clerk Fund (Restricted)**

Brought forward balance

**Carried forward balance**

205

205

---

205 205**O-YClubC - Youth Club Fund (Restricted)****Receipts**

Incoming resources from generated funds

221 - Youth Club Interest CBF

*Total Incoming resources from generated funds*

51

36

---

51 36**Total Receipts**

---

51 36

Excess of Incoming resources over Resources used

51 36

Brought forward balance

954 919

**Carried forward balance**

---

1,005 954


## Balance sheet


	Total funds	Prior year funds
<b>Fixed assets</b>		
Investments	350,000	350,000
	<u>350,000</u>	<u>350,000</u>
<b>Current assets</b>		
Debtors	4,000	1,500
Investments	3,921	3,921
Cash at bank and in hand	140,500	95,148
	<u>148,421</u>	<u>100,569</u>
<b>Net current assets less current liabilities</b>	<u>148,421</u>	<u>100,569</u>
<b>Total assets less current liabilities</b>	<u>498,421</u>	<u>450,569</u>
<b>Total net assets less liabilities</b>	<u>498,421</u>	<u>450,569</u>
<b>Represented by</b>		
<b>Unrestricted</b>		
General fund	32,852	38,219
<b>Designated</b>		
Hall & Sunday School Fund	23,857	21,882
Flower Fund	1,614	1,501
Social Committee Fund	2,430	3,167
Fabric Fund	409,946	358,736
Clergy Expense Fund	6,076	6,076
T M Baxter Fund	636	605
Dunbar Trust Fund	2,450	2,305
Birthday Fund	92	88
Organ Fund	5,780	5,675
Choir Fund	39	305
<b>Restricted</b>		
Bell Fund	11,439	10,851
Parish Clerk Fund	205	205
Youth Club Fund	1,005	954
<b>Funds of the church</b>	<u>498,421</u>	<u>450,569</u>

The value of investments as at 31 December 2024 was as follows:

Browning Trust (Clergy Exp. Fund) 3703 CBF Invest. Shares	85,623	83,707
Thomas Moore Baxter Memorial Trust 57 COIF Shares	1,157	1,131
Fabric Fund CBF Investment Fund 6066.92 shares	380,773	362,278

Approved by the PCC on 6 February 2025

  
 ..... Chairman      Rev. Stephen Buckman

  
 ..... Treasurer      Alan G Payne

## Statement of assets and liabilities

	General	Designated	Restricted	Endowment	This year	Last year
<b>Fixed assets - Investments</b>						
Fabric Fund Investment Shares Accumulati -	—	350,000	—	—	350,000	350,000
<b>Totals</b>	<b>—</b>	<b>350,000</b>	<b>—</b>	<b>—</b>	<b>350,000</b>	<b>350,000</b>
<b>Current assets - Cash at bank and in hand</b>						
General Current HSBC -	28,779	(35)	—	—	28,744	36,611
General Deposit HSBC -	33	—	—	—	33	33
Hall & Sunday School HSBC -	—	17,642	—	—	17,642	15,667
Bell Deposit HSBC -	15	—	184	—	199	179
Choir Deposit HSBC -	—	36	—	—	36	302
Dunbar Deposit HSBC -	—	2,282	—	—	2,282	2,138
Fabric Deposit HSBC -	—	59,921	—	—	59,921	8,711
Flower Deposit HSBC -	—	1,614	—	—	1,614	1,501
Organ Deposit HSBC -	—	2,158	—	—	2,158	2,236
Parish Clerk Deposit HSBC -	—	—	0	—	0	0
General Deposit CBF -	25	—	—	—	25	25
Sunday School Deposit CBF -	—	6,250	—	—	6,250	6,250
Bell Deposit CBF -	—	—	11,255	—	11,255	10,688
Birthday Deposit CBF -	—	92	—	—	92	88
Choir Deposit CBF -	—	3	—	—	3	3
Fabric Deposit CBF -	—	500	—	—	500	500
Organ Deposit CBF -	—	3,622	—	—	3,622	3,439
Thomas Moore Baxter Deposit Nat West -	—	111	—	—	111	79
Parish Clerk Deposit CBF -	—	—	205	—	205	205
Clergy Expenses Deposit CBF -	—	2,373	—	—	2,373	2,373
Social Committee -	—	2,430	—	—	2,430	3,167
Youth Club Deposit CBF -	—	—	1,005	—	1,005	954
<b>Totals</b>	<b>28,852</b>	<b>98,999</b>	<b>12,649</b>	<b>—</b>	<b>140,500</b>	<b>95,148</b>
<b>Current assets - Debtors</b>						
Accounts Receivable -	4,000	—	—	—	4,000	1,500
<b>Totals</b>	<b>4,000</b>	<b>—</b>	<b>—</b>	<b>—</b>	<b>4,000</b>	<b>1,500</b>
<b>Current assets - Investments</b>						
Clergy Expenses Investment COIF -	—	3,703	—	—	3,703	3,703
Thomas Moore Baxter Investmnet COIF -	—	57	—	—	57	57
Dunbar Trust CBF -	—	161	—	—	161	161
<b>Totals</b>	<b>—</b>	<b>3,921</b>	<b>—</b>	<b>—</b>	<b>3,921</b>	<b>3,921</b>
<b>Grand total</b>	<b>32,852</b>	<b>452,920</b>	<b>12,649</b>	<b>—</b>	<b>498,421</b>	<b>450,569</b>

## Statement of Financial Activities

	Funds			Total	Prior Year
	Unrestricted	Restricted	Endowment		
<b>Incoming resources</b>					
Incoming resources from generated funds	1,611	622	—	2,232	1,485
Voluntary income	136,069	20	—	136,089	76,724
Activities for generating funds	28,701	—	—	28,701	28,578
Investment income	3,132	—	—	3,132	2,959
Other incoming resources	17,037	—	—	17,037	7,451
<b>Total incoming resources</b>	<b>186,551</b>	<b>642</b>	<b>—</b>	<b>187,192</b>	<b>117,197</b>
<b>Resources used</b>					
Cost of generating funds					
Cost of generating voluntary income	1,290	—	—	1,290	1,350
Fundraising trading cost of goods sold and other	5,000	—	—	5,000	5,000
Charitable activities	—	—	—	—	150
Other resources used	5,487	—	—	5,487	5,963
Church Administration	127,560	3	—	127,563	126,091
<b>Total resources used</b>	<b>139,337</b>	<b>3</b>	<b>—</b>	<b>139,340</b>	<b>138,554</b>
<b>Net income / (expenditure)</b>	<b>47,214</b>	<b>638</b>	<b>—</b>	<b>47,852</b>	<b>(21,356)</b>
<b>Transfers</b>					
Gross transfers between funds - in	20,000	—	—	20,000	1,474
Gross transfers between funds - out	(20,000)	—	—	(20,000)	(1,474)
<b>Net income / (expenditure)</b>	<b>47,214</b>	<b>638</b>	<b>—</b>	<b>47,852</b>	<b>(21,356)</b>
<b>Other recognised gains / losses</b>					
Gains / losses on investment assets	—	—	—	—	—
Gains on revaluation, fixed assets, charity's own use	—	—	—	—	—
<b>Net movement in funds</b>	<b>47,214</b>	<b>638</b>	<b>—</b>	<b>47,852</b>	<b>(21,356)</b>
<b>Reconciliation of funds</b>					
<b>Total funds brought forward</b>	<b>438,558</b>	<b>12,010</b>	<b>—</b>	<b>450,569</b>	<b>471,925</b>
<b>Total funds carried forward</b>	<b>485,772</b>	<b>12,649</b>	<b>—</b>	<b>498,421</b>	<b>450,569</b>

**Independent Examiner's Report to the Bourne Parochial Church Council of The Parish & Abbey Church of St Peter and St Paul.**

I report on the accounts for the year ended 31<sup>st</sup> December 2024 which are set out on the annexed pages.

**Respective responsibilities of the Trustees and Independent Examiner**

The charity's trustees consider that an audit is not required for this year under section 144(2) of the Charities Act 2011 (the 2011 Act) and that an independent examination is needed.

It is my responsibility to:

- examine the accounts under section 145 of the 2011 Act;
- follow the procedures laid down in the General Directions given by the Charity Commissioners section 145(5)(b) of the 2011 Act; and
- state whether particular matters have come to my attention.

**Basis of Independent Examiner's Statement**

My examination was carried out in accordance with the General Directions given by the Charity Commission.

An examination includes a review of the accounting records kept by the charity and a comparison of the accounts presented with those records. It also includes consideration of any unusual items or disclosures in the accounts and seeking explanations from the management committee concerning any such matters. The procedures undertaken do not provide all the evidence that would be required in a full audit, and consequently I do not express an audit opinion on the accounts.

**Independent Examiner's Statement**

In connection with my examination, no matters have come to my attention:

1. which give me reasonable cause to believe that in any material respect the requirements
  - to keep accounting records in accordance with s.130 of the 2011 Act; or
  - to prepare accounts which accord with these accounting records have not been met; or
2. to which, in my opinion, attention should be drawn in order to enable a proper understanding of the accounts to be reached.



Hazel Bell, FCCA  
16 Great Northern Gardens,  
Bourne

Date: 11<sup>th</sup> March 2025

---

# Accounts

---

**The Abbey and Parish Church**

**of**

**St Peter and St Paul**

Registered Charity in England and Wales No. 1132631

**Financial Statements**

**Year ending 31 December 2023**

**Incumbent:  
Revd Fr.Chris Atkinson  
The Vicarage  
Church Walk  
Bourne  
Lincs**

**Bank:  
HSBC Bank PLC  
Peterborough**

**Independent Examiner  
Hazel Bell  
16 Great Northern Gardens  
Bourne  
PE10 9EH**

## Financial Review of Year 2023

The financial performance in 2023 continued to improve with a very strong last quarter. High inflation and energy costs continued to dominate concerns on expenditure but all areas of giving grew significantly especially donations to help produce a surplus of £15,360.

**The General Fund** compared to 2022 showed an increase in Total Income of £21,705 or 32% and a Total Expenditure increase of £12,147 or 20%.

The Total Voluntary Income (Individual Donations) increased by £12,032 or 20% with a strong Q3 from one off donations including many Gift Aided. The Social Committee increased their donations by £2,000 to make a record total of £5,000.

Some of the delayed fees have been received helping to give a benefit of £4,218.

Energy costs increased by £5,868 (plus 68%) and general inflation across most areas contributed to the Total Expenditure increase of £12,147.

With income running above budget it enabled an additional £4,000 to be paid above the planned Share level of £25,000. This is still well below the targeted £55,000 to meet the full ministry cost.

**The Hall & Sunday School Fund** had a surplus of £1,271 (was £3,076 in 2022) with Hall Letting staying about the same but energy costs increased by £1,916.

**The Fabric Fund** had a significantly reduced income of £5,546 mainly due to the variability of bequests. The expenditure significantly increased to £44,603 and included final payments on the new lighting installation and flagpole, new aisle carpet, and repairs to the Hall wall. The fund had a deficit of £39,058 with a total balance of £359,211 which is allocated to restricted accounts Restoration £257,987 and Fabric £81,502 and to unrestricted account £19,722.

## Accounting policies

The following statements have been prepared in accordance with the Church Accounting Regulations 2015 together with applicable accounting standards and the Charities SORP.

As the total of both income and expenditure as shown is in excess of £100,000 the Accounts have been prepared on an Income and Expenditure basis, making adjustments for sums due to the PCC and amounts owing by the PCC as at 31st December 2023.

No account has been taken of any increase or decrease in the value of investments in the preparation of the accounts. The value of the investments as notified by the CBF and the COIF is stated by way of note on the Balance Sheet. The PCC owns no material assets other than those shown by way of note on the Balance Sheet. These have not been valued as no sale is anticipated.

Due to the rounding of figures to the nearest whole £1 some of the columns may not appear to add up correctly.

The notes referred to in the accounts and included at the end of the accounts are by way of information and do not form part of the statutory accounts.

## Receipts and Payments Account

	Total funds	Prior year funds
<b>General - General fund (Unrestricted)</b>		
<b>Receipts</b>		
Incoming resources from generated funds		
060 - Bank Interest HSBC	1	—
061 - Interest CBF	9	2
<i>Total Incoming resources from generated funds</i>	<u>9</u>	<u>2</u>
Voluntary income		
051 - Planned Giving NGA	3,496	2,071
052 - Gift Aid	37,335	33,620
053 - Cash Offerings	6,930	6,400
054 - Baptisms, Weddings, Funerals, Homes	2,355	2,177
056 - Donations	8,739	4,421
063 - Income Tax Repayment	12,319	10,454
<i>Total Voluntary income</i>	<u>71,175</u>	<u>59,143</u>
Activities for generating funds		
057 - Events	1,451	—
090 - Receipts from Social Committee	5,000	3,000
091 - Magazine Advertising	250	398
<i>Total Activities for generating funds</i>	<u>6,701</u>	<u>3,398</u>
Investment income		
062 - Trust Income	240	239
093 - Clergy Expense Fund Interest	2,719	2,474
<i>Total Investment income</i>	<u>2,959</u>	<u>2,713</u>
Other incoming resources		
055 - Parish Fees	4,218	(546)
070 - Diocesan Fees	3,234	1,882
<i>Total Other incoming resources</i>	<u>7,451</u>	<u>1,336</u>
<b>Total Receipts</b>	<b>88,296</b>	<b>66,591</b>
<b>Payments</b>		
Charitable activities		
076 - Mission Giving	150	—
<i>Total Charitable activities</i>	<u>150</u>	<u>—</u>
Other resources used		
087 - Assigned Fees Expend contra to acc 070	3,234	1,671
<i>Total Other resources used</i>	<u>3,234</u>	<u>1,671</u>
Church Administration		
077 - Diocesan & Deanery Share	29,025	25,000
078 - Electricity	2,835	757
079 - Heating	11,615	7,825
080 - Cleaning & Sundry	395	1,034
081 - Insurance	8,069	7,689
082 - Church Services (Wine, Wafer, Candles)	3,311	1,752
083 - Staff Costs	5,416	5,056
086 - Other Repairs	5,717	5,125
088 - Printing & Stationery	1,738	1,538
089 - Clergy & Office Expenses	1,410	3,342
<i>Total Church Administration</i>	<u>69,552</u>	<u>59,117</u>
<b>Total Payments</b>	<b>72,935</b>	<b>60,788</b>
Excess of Incoming resources over Resources used	15,360	5,803
Brought forward balance	22,859	17,056
<b>Carried forward balance</b>	<b>38,219</b>	<b>22,859</b>

**B-Hall - Hall & Sunday School Fund (Designated)****Receipts**

## Incoming resources from generated funds

232 - Hall &amp; SS Interest CBF

239

42

*Total Incoming resources from generated funds*

239

42

*Voluntary income*

230 - Hall &amp; SS Donations &amp; Grants

—

60

*Total Voluntary income*

—

60

*Activities for generating funds*

231 - Hall &amp; SS Hire of Hall

12,205

11,764

*Total Activities for generating funds*

12,205

11,764

**Total Receipts****12,444****11,866****Payments**

## Church Administration

080 - Cleaning &amp; Sundry

35

—

236 - Hall Electricity

2,266

641

237 - Hall Heating

976

685

238 - Hall Insurance

669

626

239 - Hall Water &amp; Sewage

709

555

240 - Hall Repairs and Renewals

669

608

241 - Hall Caretaker &amp; Opening Fees

5,561

5,560

243 - Hall Sundry Expenses

87

116

*Total Church Administration*

11,173

8,790

**Total Payments****11,173****8,790**

Excess of Incoming resources over Resources used

1,271

3,076

Brought forward balance

20,610

17,535

**Carried forward balance****21,882****20,610****C-SocCom - Social Committee Fund (Designated)****Receipts**

## Incoming resources from generated funds

*Activities for generating funds*

105 - Social Committee Events

6,283

3,195

107 - Social Committee 59 Club Receipts

3,389

2,704

*Total Activities for generating funds*

9,672

5,899

**Total Receipts****9,672****5,899****Payments**

## Cost of generating funds

*Cost of generating voluntary income*

113 - Social Committee 59 Club Prizes

1,350

1,350

*Total Cost of generating voluntary income*

1,350

1,350

*Fundraising trading cost of goods sold and other costs*

111 - To PCC Account (transfer)

5,000

3,000

*Total Fundraising trading cost of goods sold and other costs*

5,000

3,000

## Other resources used

110 - Social Club Expenses

2,729

—

*Total Other resources used*

2,729

—

**Total Payments****9,079****4,350**

Excess of Incoming resources over Resources used

593

1,549

Brought forward balance		2,574	1,026
	<b>Carried forward balance</b>	<u>3,167</u>	<u>2,574</u>
<b>D-Fabric - Fabric Fund (Designated)</b>			
<b>Receipts</b>			
Incoming resources from generated funds			
125 - Fabric Interest CBF		19	3
126 - Fabric Interest HSBC		426	84
	<i>Total Incoming resources from generated funds</i>	<u>446</u>	<u>88</u>
Voluntary income			
120 - Fabric Donations		5,100	24,541
	<i>Total Voluntary income</i>	<u>5,100</u>	<u>24,541</u>
<b>Total Receipts</b>		<u>5,546</u>	<u>24,628</u>
<b>Payments</b>			
Church Administration			
130 - Fabric Repairs		44,603	631
131 - Fabric Quinquennial Repairs		—	22,055
132 - Fabric Architect Fees		—	465
	<i>Total Church Administration</i>	<u>44,603</u>	<u>23,150</u>
<b>Total Payments</b>		<u>44,603</u>	<u>23,150</u>
Excess of Incoming resources over Resources used		(39,058)	1,478
Brought forward balance		396,320	394,842
Transfers to/(from)		1,949	—
	<b>Carried forward balance</b>	<u>359,211</u>	<u>396,320</u>
<b>E-ClergyEx - Clergy Expense Fund (Designated)</b>			
Brought forward balance		6,076	6,076
	<b>Carried forward balance</b>	<u>6,076</u>	<u>6,076</u>
<b>F-BaxNWe - T M Baxter Fund (Designated)</b>			
<b>Receipts</b>			
Incoming resources from generated funds			
150 - T M Baxter Interest		31	31
	<i>Total Incoming resources from generated funds</i>	<u>31</u>	<u>31</u>
<b>Total Receipts</b>		<u>31</u>	<u>31</u>
Transfer		(475)	—
Excess of Incoming resources over Resources used		(444)	31
Brought forward balance		523	492
	<b>Carried forward balance</b>	<u>79</u>	<u>523</u>
<b>G-Dunbar - Dunbar Trust Fund (Designated)</b>			
<b>Receipts</b>			
Incoming resources from generated funds			
155 - E C Dunbar Interest CBF		99	99
156 - E C Dunbar Interest HSBC		30	3
	<i>Total Incoming resources from generated funds</i>	<u>130</u>	<u>102</u>
<b>Total Receipts</b>		<u>130</u>	<u>102</u>
Excess of Incoming resources over Resources used		130	102
Brought forward balance		2,176	2,074
	<b>Carried forward balance</b>	<u>2,305</u>	<u>2,176</u>

**H-Bell - Bell Fund (Restricted)****Receipts**

Incoming resources from generated funds

162 - Bell Interest HSBC

163 - Bell Interest CBF

*Total Incoming resources from generated funds*

3	0
399	68
<u>402</u>	<u>68</u>

**Voluntary income**

161 - Bell Donations

*Total Voluntary income*

12	—
<u>12</u>	<u>—</u>

**Total Receipts**

<u>414</u>	<u>68</u>
------------	-----------

**Payments**

Church Administration

166 - Bell Repairs

*Total Church Administration*

2	—
<u>2</u>	<u>—</u>

**Total Payments**

<u>2</u>	<u>—</u>
----------	----------

Excess of Incoming resources over Resources used

Brought forward balance

*Carried forward balance*

412	68
10,439	10,371
<u>10,851</u>	<u>10,439</u>

**J-Birthday - Birthday Fund (Designated)****Receipts**

Incoming resources from generated funds

171 - Birthday Interest HSBC

172 - Birthday Interest CBF

*Total Incoming resources from generated funds*

—	2
3	1
<u>3</u>	<u>3</u>

**Total Receipts**

<u>3</u>	<u>3</u>
----------	----------

Excess of Incoming resources over Resources used

Brought forward balance

Transfers to/(from)

*Carried forward balance*

3	3
1,558	1,556
(1,474)	—
<u>88</u>	<u>1,556</u>

**K-Organ - Organ Fund (Designated)****Receipts**

Incoming resources from generated funds

181 - Organ Interest HSBC

182 - Organ Interest CBF

*Total Incoming resources from generated funds*

34	4
128	22
<u>162</u>	<u>26</u>

**Total Receipts**

<u>162</u>	<u>26</u>
------------	-----------

**Payments**

Church Administration

185 - Organ Repairs incl Piano

*Total Church Administration*

220	205
<u>220</u>	<u>205</u>

**Total Payments**

<u>220</u>	<u>205</u>
------------	------------

Excess of Incoming resources over Resources used

Brought forward balance

*Carried forward balance*

(58)	(179)
5,732	5,912
<u>5,675</u>	<u>5,732</u>

**L-Choir - Choir Fund (Designated)****Receipts**

Incoming resources from generated funds

192 - Choir Interest HSBC

193 - Choir Interest CBF

*Total Incoming resources from generated funds*

5	0
1	3
<hr/>	<hr/>
5	4

**Total Receipts**

<hr/>	<hr/>
5	4

**Payments**

Church Administration

196 - Choir Music Materials

197 - Choir RSCM Fee

*Total Church Administration*

—	159
127	110
<hr/>	<hr/>
127	269

**Total Payments**

<hr/>	<hr/>
127	269

Excess of Incoming resources over Resources used

Brought forward balance

**Carried forward balance**

(122)	(265)
426	691
<hr/>	<hr/>
305	426

**M-Flower - Flower Fund (Designated)****Receipts**

Incoming resources from generated funds

200 - Flower Interest HSBC

*Total Incoming resources from generated funds*

22	2
<hr/>	<hr/>
22	2

Voluntary income

201 - Flower Donations

*Total Voluntary income*

437	67
<hr/>	<hr/>
437	67

**Total Receipts**

<hr/>	<hr/>
459	69

**Payments**

Church Administration

209 - Cost of Flowers

*Total Church Administration*

415	547
<hr/>	<hr/>
415	547

**Total Payments**

<hr/>	<hr/>
415	547

Excess of Incoming resources over Resources used

Brought forward balance

**Carried forward balance**

45	(478)
1,456	1,934
<hr/>	<hr/>
1,501	1,456

**N-ParishCl - Parish Clerk Fund (Restricted)**

Brought forward balance

**Carried forward balance**

205	205
<hr/>	<hr/>
205	205

**O-YClubC - Youth Club Fund (Restricted)****Receipts**

Incoming resources from generated funds

221 - Youth Club Interest CBF

*Total Incoming resources from generated funds*

36	6
<hr/>	<hr/>
36	6

**Total Receipts**

<hr/>	<hr/>
36	6

Excess of Incoming resources over Resources used

Brought forward balance

**Carried forward balance**

36	6
919	913
<hr/>	<hr/>
954	919

## Balance sheet

	Total funds	Prior year funds
<b>Fixed assets</b>		
Investments	350,000	350,000
	<b>350,000</b>	<b>350,000</b>
<b>Current assets</b>		
Debtors	1,500	2,000
Investments	3,921	3,921
Cash at bank and in hand	95,148	116,004
	<b>100,569</b>	<b>121,925</b>
<b>Net current assets less current liabilities</b>	<b>100,569</b>	<b>121,925</b>
<b>Total assets less current liabilities</b>	<b>450,569</b>	<b>471,925</b>
<b>Total net assets less liabilities</b>	<b>450,569</b>	<b>471,925</b>
<b>Represented by</b>		
<b>Unrestricted</b>		
General fund	38,219	22,859
<b>Designated</b>		
Hall & Sunday School Fund	21,882	20,610
Flower Fund	1,501	1,456
Social Committee Fund	3,167	2,574
Fabric Fund	358,736	396,320
Clergy Expense Fund	6,076	6,076
T M Baxter Fund	605	573
Dunbar Trust Fund	2,305	2,178
Birthday Fund	88	1,558
Organ Fund	5,675	5,732
Choir Fund	305	426
<b>Restricted</b>		
Bell Fund	10,851	10,439
Parish Clerk Fund	205	205
Youth Club Fund	954	919
<b>Funds of the church</b>	<b>450,569</b>	<b>471,925</b>

The value of investments as at 31 December 2023 was as follows:

Browning Trust (Clergy Exp. Fund) 3703 CBF Invest. Shares	83,707	76,451
E. C. Dunbar Memorial Trust 161 Investment Shares	3,639	3,324
Thomas Moore Baxter Memorial Trust 57 COIF Shares	1,131	1,034
Fabric Fund CBF Investment Fund 6066.92 shares	362,278	321,596

Approved by the PCC on 1 February 2024

  
 ..... Chairman ..... Merryn Woodland  
  
 ..... Treasurer ..... Alan G Payne

## Statement of assets and liabilities

	General	Designated	Restricted	Endowment	This year	Last year
<b>Fixed assets - Investments</b>						
Fabric Fund Investment Shares Accumulated	—	350,000	—	—	350,000	350,000
<b>Totals</b>	<b>—</b>	<b>350,000</b>	<b>—</b>	<b>—</b>	<b>350,000</b>	<b>350,000</b>
<b>Current assets - Cash at bank and in hand</b>						
General Current HSBC -	36,646	(35)	—	—	36,611	20,786
General Deposit HSBC -	33	—	—	—	33	32
Hall & Sunday School HSBC -	—	15,667	—	—	15,667	14,360
Bell Deposit HSBC -	15	—	164	—	179	166
Birthday Deposit HSBC -	—	—	—	—	—	1,474
Choir Deposit HSBC -	—	302	—	—	302	424
Dunbar Deposit HSBC -	—	2,138	—	—	2,138	2,008
Fabric Deposit HSBC -	—	8,711	—	—	8,711	45,820
Flower Deposit HSBC -	—	1,501	—	—	1,501	1,456
Organ Deposit HSBC -	—	2,236	—	—	2,236	2,422
Parish Clerk Deposit HSBC -	—	—	0	—	0	0
General Deposit CBF -	25	—	—	—	25	25
Sunday School Deposit CBF -	—	6,250	—	—	6,250	6,250
Bell Deposit CBF -	—	—	10,688	—	10,688	10,288
Birthday Deposit CBF -	—	88	—	—	88	84
Choir Deposit CBF -	—	3	—	—	3	2
Fabric Deposit CBF -	—	500	—	—	500	500
Organ Deposit CBF -	—	3,439	—	—	3,439	3,311
Thomas Moore Baxter Deposit Nat West -	—	79	—	—	79	523
Parish Clerk Deposit CBF -	—	—	205	—	205	205
Clergy Expenses Deposit CBF -	—	2,373	—	—	2,373	2,373
Social Committee -	—	3,167	—	—	3,167	2,574
Youth Club Deposit CBF -	—	—	954	—	954	919
<b>Totals</b>	<b>36,719</b>	<b>46,418</b>	<b>12,010</b>	<b>—</b>	<b>95,148</b>	<b>116,004</b>
<b>Current assets - Debtors</b>						
Accounts Receivable -	1,500	—	—	—	1,500	2,000
<b>Totals</b>	<b>1,500</b>	<b>—</b>	<b>—</b>	<b>—</b>	<b>1,500</b>	<b>2,000</b>
<b>Current assets - Investments</b>						
Clergy Expenses Investment COIF -	—	3,703	—	—	3,703	3,703
Thomas Moore Baxter Investment COIF -	—	57	—	—	57	57
Dunbar Trust CBF -	—	161	—	—	161	161
<b>Totals</b>	<b>—</b>	<b>3,921</b>	<b>—</b>	<b>—</b>	<b>3,921</b>	<b>3,921</b>
<b>Grand total</b>	<b>38,219</b>	<b>400,339</b>	<b>12,010</b>	<b>—</b>	<b>450,569</b>	<b>471,925</b>

From 1 Jan 2022	INCOME £	EXPENDITURE £	
2022 Q1			
Interest Allocation	1.25		
2022 Q2			
Bentley Bequest	24440.62	5974.60	Alto Electrics Lighting
		1608.00	Harrison Flag Pole
Interest Allocation	3.95	1.56	Bank Charges Allocation
2022 Q3			
Interest Allocation	11.46	1.87	Bank Charges Allocation
2022 Q4			
Interest Allocation	49.32	1.50	Bank Charges Allocation
		465.00	Walter Consulting
		14472.00	Leadworks
2023 Q1			
Interest Allocation	79.39		
2023 Q2			
Interest Allocation	110.03	10358.94	Aisle Carpet
		13404.87	Alto Electrics Lighting
		3478.86	Hall Wall
2023 Q3			
Interest Allocation	78.13	6114.76	Aisle Carpet
Penhey Bequest*	5000.00		
2023 Q4			
Interest Allocation	56.59	7118.4	Flagpole
TOTAL From 1 Jan	29830.74	63000.36	
Balance at 31 Dec	-33169.62		New Balance from 1 Jan 2022
Balance at 31 Dec	257987.38		Balance including b/f 291157

## Summary at 31 Dec 2023

Restoration	257987
Other Restricted	81502
Other Unrestricted	19722
Fabric Fund Total	359211.26

Balance b/f 291157

\*Penhey Bequest 2000 Fund Only

Knowles 200, Stained Glass -624, Ex Thomas Moore Baxter account 475

Includes Investment at nominal 350000

Actual Investment value at 31 Dec £362,255

**Independent Examiner's Report to the Bourne Parochial Church Council of The Parish & Abbey Church of St Peter and St Paul.**

I report on the accounts for the year ended 31<sup>st</sup> December 2023 which are set out on the annexed pages.

**Respective responsibilities of the Trustees and Independent Examiner**

The charity's trustees consider that an audit is not required for this year under section 144(2) of the Charities Act 2011 (the 2011 Act) and that an independent examination is needed.

It is my responsibility to:

- examine the accounts under section 145 of the 2011 Act;
- follow the procedures laid down in the General Directions given by the Charity Commissioners section 145(5)(b) of the 2011 Act; and
- state whether particular matters have come to my attention.

**Basis of Independent Examiner's Statement**

My examination was carried out in accordance with the General Directions given by the Charity Commission.

An examination includes a review of the accounting records kept by the charity and a comparison of the accounts presented with those records. It also includes consideration of any unusual items or disclosures in the accounts and seeking explanations from the management committee concerning any such matters. The procedures undertaken do not provide all the evidence that would be required in a full audit, and consequently I do not express an audit opinion on the accounts.

**Independent Examiner's Statement**

In connection with my examination, no matters have come to my attention:

1. which give me reasonable cause to believe that in any material respect the requirements
  - to keep accounting records in accordance with s.130 of the 2011 Act; or
  - to prepare accounts which accord with these accounting records have not been met; or
2. to which, in my opinion, attention should be drawn in order to enable a proper understanding of the accounts to be reached.



Hazel Bell, FCCA  
16 Great Northern Gardens,  
Bourne

Date: 25/3/2024

**The Abbey and Parish Church**

**of**

**St Peter and St Paul**

Registered Charity in England and Wales No. 1132631

**Financial Statements**

**Year ending 31 December 2023**

**Incumbent:  
Revd Fr.Chris Atkinson  
The Vicarage  
Church Walk  
Bourne  
Lincs**

**Bank:  
HSBC Bank PLC  
Peterborough**

**Independent Examiner  
Hazel Bell  
16 Great Northern Gardens  
Bourne  
PE10 9EH**

## Financial Review of Year 2023

The financial performance in 2023 continued to improve with a very strong last quarter. High inflation and energy costs continued to dominate concerns on expenditure but all areas of giving grew significantly especially donations to help produce a surplus of £15,360.

**The General Fund** compared to 2022 showed an increase in Total Income of £21,705 or 32% and a Total Expenditure increase of £12,147 or 20%.

The Total Voluntary Income (Individual Donations) increased by £12,032 or 20% with a strong Q3 from one off donations including many Gift Aided. The Social Committee increased their donations by £2000 to make a record total of £5000.

Some of the delayed fees have been received helping to give a benefit of £4218.

Energy costs increased by £5,868 (plus 68%) and general inflation across most areas contributed to the Total Expenditure increase of £12,147.

With income running above budget it enabled an additional £4000 to be paid above the planned Share level of £25,000. This is still well below the targeted £55000 to meet the full ministry cost.

**The Hall & Sunday School Fund** had a surplus of £1,271 (was £3,076 in 2022) with Hall Letting staying about the same but energy costs increased by £1,916.

**The Fabric Fund** had a significantly reduced income of £5,546 mainly due to the variability of bequests. The expenditure significantly increased to £44,603 and included final payments on the new lighting installation and flagpole, new aisle carpet, and repairs to the Hall wall. The fund had a deficit of £39,058 with a total balance of £359,211 which is allocated to restricted accounts Restoration £257,987 and Fabric £81,502 and to unrestricted account £19,722.

## Accounting policies

The following statements have been prepared in accordance with the Church Accounting Regulations 2015 together with applicable accounting standards and the Charities SORP.

As the total of both income and expenditure as shown is in excess of £100,000 the Accounts have been prepared on an Income and Expenditure basis, making adjustments for sums due to the PCC and amounts owing by the PCC as at 31st December 2023.

No account has been taken of any increase or decrease in the value of investments in the preparation of the accounts. The value of the investments as notified by the CBF and the COIF is stated by way of note on the Balance Sheet. The PCC owns no material assets other than those shown by way of note on the Balance Sheet. These have not been valued as no sale is anticipated.

Due to the rounding of figures to the nearest whole £1 some of the columns may not appear to add up correctly.

The notes referred to in the accounts and included at the end of the accounts are by way of information and do not form part of the statutory accounts.

## Receipts and Payments Account

	Total funds	Prior year funds
<b>General - General fund (Unrestricted)</b>		
<b>Receipts</b>		
Incoming resources from generated funds		
060 - Bank Interest HSBC	1	—
061 - Interest CBF	9	2
<i>Total Incoming resources from generated funds</i>	<u>9</u>	<u>2</u>
Voluntary income		
051 - Planned Giving NGA	3,496	2,071
052 - Gift Aid	37,335	33,620
053 - Cash Offerings	6,930	6,400
054 - Baptisms, Weddings, Funerals, Homes	2,355	2,177
056 - Donations	8,739	4,421
063 - Income Tax Repayment	12,319	10,454
<i>Total Voluntary income</i>	<u>71,175</u>	<u>59,143</u>
Activities for generating funds		
057 - Events	1,451	—
090 - Receipts from Social Committee	5,000	3,000
091 - Magazine Advertising	250	398
<i>Total Activities for generating funds</i>	<u>6,701</u>	<u>3,398</u>
Investment income		
062 - Trust Income	240	239
093 - Clergy Expense Fund Interest	2,719	2,474
<i>Total Investment income</i>	<u>2,959</u>	<u>2,713</u>
Other incoming resources		
055 - Parish Fees	4,218	(546)
070 - Diocesan Fees	3,234	1,882
<i>Total Other incoming resources</i>	<u>7,451</u>	<u>1,336</u>
<b>Total Receipts</b>	<b>88,296</b>	<b>66,591</b>
<b>Payments</b>		
Charitable activities		
076 - Mission Giving	150	—
<i>Total Charitable activities</i>	<u>150</u>	<u>—</u>
Other resources used		
087 - Assigned Fees Expend contra to acc 070	3,234	1,671
<i>Total Other resources used</i>	<u>3,234</u>	<u>1,671</u>
Church Administration		
077 - Diocesan & Deanery Share	29,025	25,000
078 - Electricity	2,835	757
079 - Heating	11,615	7,825
080 - Cleaning & Sundry	395	1,034
081 - Insurance	8,069	7,689
082 - Church Services (Wine, Wafer, Candles)	3,311	1,752
083 - Staff Costs	5,416	5,056
086 - Other Repairs	5,717	5,125
088 - Printing & Stationery	1,738	1,538
089 - Clergy & Office Expenses	1,410	3,342
<i>Total Church Administration</i>	<u>69,552</u>	<u>59,117</u>
<b>Total Payments</b>	<b>72,935</b>	<b>60,788</b>
Excess of Incoming resources over Resources used	15,360	5,803
Brought forward balance	22,859	17,056
<b>Carried forward balance</b>	<b>38,219</b>	<b>22,859</b>

**B-Hall - Hall & Sunday School Fund (Designated)****Receipts**

Incoming resources from generated funds

232 - Hall &amp; SS Interest CBF

239

42

*Total Incoming resources from generated funds*

239

42

*Voluntary income*

230 - Hall &amp; SS Donations &amp; Grants

—

60

*Total Voluntary income*

—

60

*Activities for generating funds*

231 - Hall &amp; SS Hire of Hall

12,205

11,764

*Total Activities for generating funds*

12,205

11,764

**Total Receipts**

12,444

11,866

**Payments**

Church Administration

080 - Cleaning &amp; Sundry

35

—

236 - Hall Electricity

2,266

641

237 - Hall Heating

976

685

238 - Hall Insurance

669

626

239 - Hall Water &amp; Sewage

709

555

240 - Hall Repairs and Renewals

669

608

241 - Hall Caretaker &amp; Opening Fees

5,561

5,560

243 - Hall Sundry Expenses

87

116

*Total Church Administration*

11,173

8,790

**Total Payments**

11,173

8,790

Excess of Incoming resources over Resources used

1,271

3,076

Brought forward balance

20,610

17,535

*Carried forward balance*

21,882

20,610

**C-SocCom - Social Committee Fund (Designated)****Receipts**

Incoming resources from generated funds

*Activities for generating funds*

105 - Social Committee Events

6,283

3,195

107 - Social Committee 59 Club Receipts

3,389

2,704

*Total Activities for generating funds*

9,672

5,899

**Total Receipts**

9,672

5,899

**Payments**

Cost of generating funds

*Cost of generating voluntary income*

113 - Social Committee 59 Club Prizes

1,350

1,350

*Total Cost of generating voluntary income*

1,350

1,350

*Fundraising trading cost of goods sold and other costs*

111 - To PCC Account (transfer)

5,000

3,000

*Total Fundraising trading cost of goods sold and other costs*

5,000

3,000

Other resources used

110 - Social Club Expenses

2,729

—

*Total Other resources used*

2,729

—

**Total Payments**

9,079

4,350

Excess of Incoming resources over Resources used

593

1,549

Brought forward balance		2,574	1,026
	<b>Carried forward balance</b>	<u>3,167</u>	<u>2,574</u>
<b>D-Fabric - Fabric Fund (Designated)</b>			
<b>Receipts</b>			
Incoming resources from generated funds			
125 - Fabric Interest CBF		19	3
126 - Fabric Interest HSBC		426	84
	<i>Total Incoming resources from generated funds</i>	<u>446</u>	<u>88</u>
Voluntary income			
120 - Fabric Donations		5,100	24,541
	<i>Total Voluntary income</i>	<u>5,100</u>	<u>24,541</u>
<b>Total Receipts</b>		<u>5,546</u>	<u>24,628</u>
<b>Payments</b>			
Church Administration			
130 - Fabric Repairs		44,603	631
131 - Fabric Quinquennial Repairs		—	22,055
132 - Fabric Architect Fees		—	465
	<i>Total Church Administration</i>	<u>44,603</u>	<u>23,150</u>
<b>Total Payments</b>		<u>44,603</u>	<u>23,150</u>
Excess of Incoming resources over Resources used		(39,058)	1,478
Brought forward balance		396,320	394,842
Transfers to/(from)		1,949	—
	<b>Carried forward balance</b>	<u>359,211</u>	<u>396,320</u>
<b>E-ClergyEx - Clergy Expense Fund (Designated)</b>			
Brought forward balance		6,076	6,076
	<b>Carried forward balance</b>	<u>6,076</u>	<u>6,076</u>
<b>F-BaxNWe - T M Baxter Fund (Designated)</b>			
<b>Receipts</b>			
Incoming resources from generated funds			
150 - T M Baxter Interest		31	31
	<i>Total Incoming resources from generated funds</i>	<u>31</u>	<u>31</u>
<b>Total Receipts</b>		<u>31</u>	<u>31</u>
Transfer		(475)	—
Excess of Incoming resources over Resources used		(444)	31
Brought forward balance		523	492
	<b>Carried forward balance</b>	<u>79</u>	<u>523</u>
<b>G-Dunbar - Dunbar Trust Fund (Designated)</b>			
<b>Receipts</b>			
Incoming resources from generated funds			
155 - E C Dunbar Interest CBF		99	99
156 - E C Dunbar Interest HSBC		30	3
	<i>Total Incoming resources from generated funds</i>	<u>130</u>	<u>102</u>
<b>Total Receipts</b>		<u>130</u>	<u>102</u>
Excess of Incoming resources over Resources used		130	102
Brought forward balance		2,176	2,074
	<b>Carried forward balance</b>	<u>2,305</u>	<u>2,176</u>

**H-Bell - Bell Fund (Restricted)****Receipts**

Incoming resources from generated funds

162 - Bell Interest HSBC  
163 - Bell Interest CBF

	3	0
	399	68
<i>Total Incoming resources from generated funds</i>	<u>402</u>	<u>68</u>

**Voluntary income**

161 - Bell Donations

	12	—
<i>Total Voluntary income</i>	<u>12</u>	<u>—</u>

**Total Receipts**

	<u>414</u>	<u>68</u>
--	------------	-----------

**Payments**Church Administration  
166 - Bell Repairs

	2	—
<i>Total Church Administration</i>	<u>2</u>	<u>—</u>

**Total Payments**

	<u>2</u>	<u>—</u>
--	----------	----------

Excess of Incoming resources over Resources used  
Brought forward balance

	412	68
	10,439	10,371
<b>Carried forward balance</b>	<u>10,851</u>	<u>10,439</u>

**J-Birthday - Birthday Fund (Designated)****Receipts**

Incoming resources from generated funds

171 - Birthday Interest HSBC  
172 - Birthday Interest CBF

	—	2
	3	1
<i>Total Incoming resources from generated funds</i>	<u>3</u>	<u>3</u>

**Total Receipts**

	<u>3</u>	<u>3</u>
--	----------	----------

Excess of Incoming resources over Resources used  
Brought forward balance  
Transfers to/(from)

	3	3
	1,558	1,556
	(1,474)	—
<b>Carried forward balance</b>	<u>88</u>	<u>1,556</u>

**K-Organ - Organ Fund (Designated)****Receipts**

Incoming resources from generated funds

181 - Organ Interest HSBC  
182 - Organ Interest CBF

	34	4
	128	22
<i>Total Incoming resources from generated funds</i>	<u>162</u>	<u>26</u>

**Total Receipts**

	<u>162</u>	<u>26</u>
--	------------	-----------

**Payments**Church Administration  
185 - Organ Repairs incl Piano

	220	205
<i>Total Church Administration</i>	<u>220</u>	<u>205</u>

**Total Payments**

	<u>220</u>	<u>205</u>
--	------------	------------

Excess of Incoming resources over Resources used  
Brought forward balance

	(58)	(179)
	5,732	5,912
<b>Carried forward balance</b>	<u>5,675</u>	<u>5,732</u>

**L-Choir - Choir Fund (Designated)****Receipts**

Incoming resources from generated funds

192 - Choir Interest HSBC

193 - Choir Interest CBF

*Total Incoming resources from generated funds*

5	0
1	3
<u>5</u>	<u>4</u>

**Total Receipts**

<u>5</u>	<u>4</u>
----------	----------

**Payments**

Church Administration

196 - Choir Music Materials

197 - Choir RSCM Fee

*Total Church Administration*

—	159
127	110
<u>127</u>	<u>269</u>

**Total Payments**

<u>127</u>	<u>269</u>
------------	------------

Excess of Incoming resources over Resources used

Brought forward balance

**Carried forward balance**

(122)	(265)
426	691
<u>305</u>	<u>426</u>

**M-Flower - Flower Fund (Designated)****Receipts**

Incoming resources from generated funds

200 - Flower Interest HSBC

*Total Incoming resources from generated funds*

22	2
<u>22</u>	<u>2</u>

Voluntary income

201 - Flower Donations

*Total Voluntary income*

437	67
<u>437</u>	<u>67</u>

**Total Receipts**

<u>459</u>	<u>69</u>
------------	-----------

**Payments**

Church Administration

209 - Cost of Flowers

*Total Church Administration*

415	547
<u>415</u>	<u>547</u>

**Total Payments**

<u>415</u>	<u>547</u>
------------	------------

Excess of Incoming resources over Resources used

Brought forward balance

**Carried forward balance**

45	(478)
1,456	1,934
<u>1,501</u>	<u>1,456</u>

**N-ParishCl - Parish Clerk Fund (Restricted)**

Brought forward balance

**Carried forward balance**

205	205
<u>205</u>	<u>205</u>

**O-YClubC - Youth Club Fund (Restricted)****Receipts**

Incoming resources from generated funds

221 - Youth Club Interest CBF

*Total Incoming resources from generated funds*

36	6
<u>36</u>	<u>6</u>

**Total Receipts**

<u>36</u>	<u>6</u>
-----------	----------

Excess of Incoming resources over Resources used

Brought forward balance

**Carried forward balance**

36	6
919	913
<u>954</u>	<u>919</u>


## Balance sheet

	Total funds	Prior year funds
<b>Fixed assets</b>		
Investments	350,000	350,000
	<b>350,000</b>	<b>350,000</b>
<b>Current assets</b>		
Debtors	1,500	2,000
Investments	3,921	3,921
Cash at bank and in hand	95,148	116,004
	<b>100,569</b>	<b>121,925</b>
<b>Net current assets less current liabilities</b>	<b>100,569</b>	<b>121,925</b>
<b>Total assets less current liabilities</b>	<b>450,569</b>	<b>471,925</b>
<b>Total net assets less liabilities</b>	<b>450,569</b>	<b>471,925</b>
<b>Represented by</b>		
<b>Unrestricted</b>		
General fund	38,219	22,859
<b>Designated</b>		
Hall & Sunday School Fund	21,882	20,610
Flower Fund	1,501	1,456
Social Committee Fund	3,167	2,574
Fabric Fund	358,736	396,320
Clergy Expense Fund	6,076	6,076
T M Baxter Fund	605	573
Dunbar Trust Fund	2,305	2,178
Birthday Fund	88	1,558
Organ Fund	5,675	5,732
Choir Fund	305	426
<b>Restricted</b>		
Bell Fund	10,851	10,439
Parish Clerk Fund	205	205
Youth Club Fund	954	919
<b>Funds of the church</b>	<b>450,569</b>	<b>471,925</b>

The value of investments as at 31 December 2023 was as follows:

Browning Trust (Clergy Exp. Fund) 3703 CBF Invest. Shares	83,707	76,451
E. C. Dunbar Memorial Trust 161 Investment Shares	3,639	3,324
Thomas Moore Baxter Memorial Trust 57 COIF Shares	1,131	1,034
Fabric Fund CBF Investment Fund 6066.92 shares	362,278	321,596

Approved by the PCC on 1 February 2024

  
 ..... Chairman ..... Merryn Woodland  
  
 ..... Treasurer ..... Alan G Payne

## Statement of assets and liabilities

	General	Designated	Restricted	Endowment	This year	Last year
<b>Fixed assets - Investments</b>						
Fabric Fund Investment Shares Accumulated -	—	350,000	—	—	350,000	350,000
<b>Totals</b>	<b>—</b>	<b>350,000</b>	<b>—</b>	<b>—</b>	<b>350,000</b>	<b>350,000</b>
<b>Current assets - Cash at bank and in hand</b>						
General Current HSBC -	36,646	(35)	—	—	36,611	20,786
General Deposit HSBC -	33	—	—	—	33	32
Hall & Sunday School HSBC -	—	15,667	—	—	15,667	14,360
Bell Deposit HSBC -	15	—	164	—	179	166
Birthday Deposit HSBC -	—	—	—	—	—	1,474
Choir Deposit HSBC -	—	302	—	—	302	424
Dunbar Deposit HSBC -	—	2,138	—	—	2,138	2,008
Fabric Deposit HSBC -	—	8,711	—	—	8,711	45,820
Flower Deposit HSBC -	—	1,501	—	—	1,501	1,456
Organ Deposit HSBC -	—	2,236	—	—	2,236	2,422
Parish Clerk Deposit HSBC -	—	—	0	—	0	0
General Deposit CBF -	25	—	—	—	25	25
Sunday School Deposit CBF -	—	6,250	—	—	6,250	6,250
Bell Deposit CBF -	—	—	10,688	—	10,688	10,288
Birthday Deposit CBF -	—	88	—	—	88	84
Choir Deposit CBF -	—	3	—	—	3	2
Fabric Deposit CBF -	—	500	—	—	500	500
Organ Deposit CBF -	—	3,439	—	—	3,439	3,311
Thomas Moore Baxter Deposit Nat West -	—	79	—	—	79	523
Parish Clerk Deposit CBF -	—	—	205	—	205	205
Clergy Expenses Deposit CBF -	—	2,373	—	—	2,373	2,373
Social Committee -	—	3,167	—	—	3,167	2,574
Youth Club Deposit CBF -	—	—	954	—	954	919
<b>Totals</b>	<b>36,719</b>	<b>46,418</b>	<b>12,010</b>	<b>—</b>	<b>95,148</b>	<b>116,004</b>
<b>Current assets - Debtors</b>						
Accounts Receivable -	1,500	—	—	—	1,500	2,000
<b>Totals</b>	<b>1,500</b>	<b>—</b>	<b>—</b>	<b>—</b>	<b>1,500</b>	<b>2,000</b>
<b>Current assets - Investments</b>						
Clergy Expenses Investment COIF -	—	3,703	—	—	3,703	3,703
Thomas Moore Baxter Investment COIF -	—	57	—	—	57	57
Dunbar Trust CBF -	—	161	—	—	161	161
<b>Totals</b>	<b>—</b>	<b>3,921</b>	<b>—</b>	<b>—</b>	<b>3,921</b>	<b>3,921</b>
<b>Grand total</b>	<b>38,219</b>	<b>400,339</b>	<b>12,010</b>	<b>—</b>	<b>450,569</b>	<b>471,925</b>

From 1 Jan 2022	INCOME £	EXPENDITURE £	
2022 Q1			
Interest Allocation	1.25		
2022 Q2			
Bentley Bequest	24440.62	5974.60	Alto Electrics Lighting
		1608.00	Harrison Flag Pole
Interest Allocation	3.95	1.56	Bank Charges Allocation
2022 Q3			
Interest Allocation	11.46	1.87	Bank Charges Allocation
2022 Q4			
Interest Allocation	49.32	1.50	Bank Charges Allocation
		465.00	Water Consulting
		14472.00	Leadworks
2023 Q1			
Interest Allocation	79.39		
2023 Q2			
Interest Allocation	110.03	10358.94	Aisle Carpet
		13404.87	Alto Electrics Lighting
		3478.86	Hall Wall
2023 Q3			
Interest Allocation	78.13	6114.76	Aisle Carpet
Penhey Bequest*	5000.00		
2023 Q4			
Interest Allocation	56.59	7118.4	Flagpole
TOTAL From 1 Jan	29830.74	63000.36	
Balance at 31 Dec	-33169.62		New Balance from 1 Jan 2022
Balance at 31 Dec	257987.38		Balance including b/f 291157

## Summary at 31 Dec 2023

Restoration	257987
Other Restricted	81502
Other Unrestricted	19722
Fabric Fund Total	359211.26

Balance b/f 291157

\*Penhey Bequest 2000 Fund Only

Knowles 200, Stained Glass -624, Ex Thomas Moore Baxter account 475

Includes Investment at nominal 350000

Actual Investment value at 31 Dec £362,255

**Independent Examiner's Report to the Bourne Parochial Church Council of The Parish & Abbey Church of St Peter and St Paul.**

I report on the accounts for the year ended 31<sup>st</sup> December 2023 which are set out on the annexed pages.

**Respective responsibilities of the Trustees and Independent Examiner**

The charity's trustees consider that an audit is not required for this year under section 144(2) of the Charities Act 2011 (the 2011 Act) and that an independent examination is needed.

It is my responsibility to:

- examine the accounts under section 145 of the 2011 Act;
- follow the procedures laid down in the General Directions given by the Charity Commissioners section 145(5)(b) of the 2011 Act; and
- state whether particular matters have come to my attention.

**Basis of Independent Examiner's Statement**

My examination was carried out in accordance with the General Directions given by the Charity Commission.

An examination includes a review of the accounting records kept by the charity and a comparison of the accounts presented with those records. It also includes consideration of any unusual items or disclosures in the accounts and seeking explanations from the management committee concerning any such matters. The procedures undertaken do not provide all the evidence that would be required in a full audit, and consequently I do not express an audit opinion on the accounts.

**Independent Examiner's Statement**

In connection with my examination, no matters have come to my attention:

1. which give me reasonable cause to believe that in any material respect the requirements
  - to keep accounting records in accordance with s.130 of the 2011 Act; or
  - to prepare accounts which accord with these accounting records have not been met; or
2. to which, in my opinion, attention should be drawn in order to enable a proper understanding of the accounts to be reached.



Hazel Bell, FCCA  
16 Great Northern Gardens,  
Bourne

Date: 25/3/2024

**Bourne Abbey PCC - 1132631**  
**Statement of Financial Activities**

**For the period from 01 January 2023 to 31 December 2023**

	Unrestricted funds	Designated funds	Restricted funds	Endowment funds	Total funds	Prior year total funds
<b>Incoming resources</b>						
Incoming resources from generated funds	9	1,038	437	—	1,485	372
Voluntary income	71,175	5,537	12	—	76,724	83,811
Activities for generating funds	6,701	21,877	—	—	28,578	21,061
Investment income	2,959	—	—	—	2,959	2,713
Other incoming resources	7,451	—	—	—	7,451	1,336
<b>Total incoming resources</b>	<b>88,296</b>	<b>28,452</b>	<b>449</b>	<b>—</b>	<b>117,197</b>	<b>109,293</b>
<b>Resources used</b>						
Cost of generating funds						
Cost of generating voluntary income	—	1,350	—	—	1,350	1,350
Fundraising trading cost of goods sold and other costs	—	5,000	—	—	5,000	3,000
Charitable activities	150	—	—	—	150	—
Other resources used	3,234	2,729	—	—	5,963	1,671
Church Administration	69,552	56,538	2	—	126,091	92,078
<b>Total resources used</b>	<b>72,935</b>	<b>65,617</b>	<b>2</b>	<b>—</b>	<b>138,554</b>	<b>98,099</b>
<b>Net income / (expenditure)</b>	<b>15,360</b>	<b>(37,164)</b>	<b>448</b>	<b>—</b>	<b>(21,356)</b>	<b>11,193</b>
<b>Transfers</b>						
Gross transfers between funds - in	—	1,474	—	—	1,474	—
Gross transfers between funds - out	—	(1,474)	—	—	(1,474)	—
<b>Net income / (expenditure)</b>	<b>15,360</b>	<b>(37,164)</b>	<b>448</b>	<b>—</b>	<b>(21,356)</b>	<b>11,193</b>
<b>Other recognised gains / losses</b>						
Gains / losses on investment assets	—	—	—	—	—	—
Gains on revaluation, fixed assets, charity's own use	—	—	—	—	—	—
<b>Net movement in funds</b>	<b>15,360</b>	<b>(37,164)</b>	<b>448</b>	<b>—</b>	<b>(21,356)</b>	<b>11,193</b>
<b>Reconciliation of funds</b>						
<b>Total funds brought forward</b>	<b>22,859</b>	<b>437,504</b>	<b>11,563</b>	<b>—</b>	<b>471,925</b>	<b>460,732</b>
<b>Total funds carried forward</b>	<b>38,219</b>	<b>400,339</b>	<b>12,010</b>	<b>—</b>	<b>450,569</b>	<b>471,925</b>

*There may be minor discrepancies in the totals if the pence are not being shown*

---

# Accounts

---

**The Abbey and Parish Church  
of**

**St. Peter and St. Paul**

Registered Charity in England and Wales No. 1132631

**Financial Statements**

**Year ending 31 December 2022**

**Incumbent:**

**Revd Fr.Chris Atkinson  
The Vicarage  
Church Walk  
Bourne  
Lincs**

**Bank:**

**HSBC Bank PLC  
Stamford**

**Independent Examiner**

**Hazel Bell  
16 Great Northern Gardens  
Bourne  
PE10 9EH**

## Financial Review of Year 2022

The financial performance in 2022 showed some improvements although it was tempered by the impact of the ongoing Covid 19 Virus in the early part of the year and a rapidly rising inflation rate which reached 11.05% in October with an average of 7.3% for the year. A net gain in the General Fund of £5,803 helped to produce a small benefit in real terms.

**The General Fund** compared to 2021 showed an increase in Total Income of 4% and a Total Expenditure reduction of 11% leaving a surplus of £5,803 (deficit in 2021 was £4,361).

The share / quota payment plan of was set at £25,000 and was met in full. This level was calculated to enable a balanced budget to be set at the start of the year although it was significantly lower than the amount paid in 2021 (£31,899). Both years were well below the £55,000 required to meet the ministry cost of the Diocese and Parish.

Total Voluntary income of £59,143 was up on last year by 9.6%. The Social Committee donated £3000 (up from £2000 in 2021). Net Fees were down but some have been delayed. The Total Income of £66,591 was 4% higher than that achieved last year.

Total Expenditure at £60,788 was 11% lower than in 2021 mainly due to the reduced share payment. Heating Costs at £7,825 were impacted for the second half of the year by a kwh rate rise of 322% in June.

**The Hall & Sunday School Fund** had a surplus of ££3,076 (deficit of £5,066 in 2020). Income from Hall Lettings at £11,764 was up on last year by £8,176. Expenses at £8,790 were up £133 on 2021. The fund balance at the end of the year was £20,610 (£17,535 in 2021).

**The Fabric Fund** total income was £24,628 including two bequests and £88 of interest. Expenditure was £23,150 including a part payment on the new lighting system (£5,075), Flag Pole £1608, Lead roofing £14,472 and Consulting fees.(£465). The Fund total balance of £396,320 (£394,842 in 2021) is allocated to restricted accounts Restoration £293,139 and Fabric £80,927 and unrestricted account £22,254.

**The Social Committee** donated £3,000 to the PCC General Account.

**The Bourne PCC Mahajanga Support Fund** accounts summary is include in the appendix. This Fund is not incorporated into any Bourne PCC Funds and is limited solely to the purpose declared.

## Accounting policies

The following statements have been prepared in accordance with the Church Accounting Regulations 2015 together with applicable accounting standards and the Charities SORP.

As the total of both income and expenditure as shown is in excess of £100,000 the Accounts have been prepared on an Income and Expenditure basis, making adjustments for sums due to the PCC and amounts owing by the PCC as at 31st December 2022.

No account has been taken of any increase or decrease in the value of investments in the preparation of the accounts. The value of the investments as notified by the CBF and the COIF is stated by way of note on the Balance Sheet.

The PCC owns no material assets other than those shown by way of note on the Balance Sheet. These have not been valued as no sale is anticipated.

Due to the rounding of figures to the nearest whole £1 some of the columns may not appear to add up correctly.

The notes referred to in the accounts and included at the end of the accounts are by way of information and do not form part of the statutory accounts.

## Statement of Financial Activities

	Unrestricted funds	Restricted funds	Endowment funds	Total funds	Prior year
<b>Incoming resources</b>					
Incoming resources from generated funds	298	75	—	372	162
Voluntary income	83,811	—	—	83,811	55,953
Activities for generating funds	21,061	—	—	21,061	9,341
Investment income	2,713	—	—	2,713	2,577
Other incoming resources	1,336	—	—	1,336	5,448
<b>Total incoming resources</b>	<b>109,218</b>	<b>75</b>	<b>—</b>	<b>109,293</b>	<b>73,482</b>
<b>Resources used</b>					
Cost of generating funds					
Cost of generating voluntary income	1,350	—	—	1,350	1,470
Fundraising trading cost of goods sold and other costs	3,000	—	—	3,000	2,000
Charitable activities	—	—	—	—	133
Other resources used	1,671	—	—	1,671	5,395
Church Administration	92,078	—	—	92,078	123,931
<b>Total resources used</b>	<b>98,099</b>	<b>—</b>	<b>—</b>	<b>98,099</b>	<b>132,929</b>
<b>Net income / (expenditure)</b>	<b>11,119</b>	<b>75</b>	<b>—</b>	<b>11,193</b>	<b>(59,447)</b>
<b>Transfers</b>					
Gross transfers between funds - in	—	—	—	—	10,000
Gross transfers between funds - out	—	—	—	—	(10,000)
<b>Net income / (expenditure)</b>	<b>11,119</b>	<b>75</b>	<b>—</b>	<b>11,193</b>	<b>(59,447)</b>
<b>Other recognised gains / losses</b>					
Gains / losses on investment assets	—	—	—	—	130,000
Gains on revaluation, fixed assets, charity's own use	—	—	—	—	—
<b>Net movement in funds</b>	<b>11,119</b>	<b>75</b>	<b>—</b>	<b>11,193</b>	<b>70,553</b>
<b>Total funds brought forward</b>	<b>449,244</b>	<b>11,488</b>	<b>—</b>	<b>460,732</b>	<b>390,179</b>
<b>Total funds carried forward</b>	<b>460,362</b>	<b>11,563</b>	<b>—</b>	<b>471,925</b>	<b>460,732</b>
<b>Represented by</b>					
<b>Unrestricted</b>					
General fund	22,859	—	—	22,859	17,056
<b>Designated</b>					
Birthday Fund	1,558	—	—	1,558	1,556
Choir Fund	426	—	—	426	691
Clergy Expense Fund	6,076	—	—	6,076	6,076
Dunbar Trust Fund	2,176	—	—	2,176	2,074
Fabric Fund	396,320	—	—	396,320	394,842
Flower Fund	1,456	—	—	1,456	1,934
Hall & Sunday School Fund	20,610	—	—	20,610	17,535
Organ Fund	5,732	—	—	5,732	5,912
Social Committee Fund	2,574	—	—	2,574	1,026
T M Baxter Fund	573	—	—	573	543
<b>Restricted</b>					
Bell Fund	—	10,439	—	10,439	10,371
Parish Clerk Fund	—	205	—	205	205
Youth Club Fund	—	919	—	919	913

## Balance sheet

	Total funds	Prior year funds
<b>Fixed assets</b>		
Investments	350,000	350,000
	<b>350,000</b>	<b>350,000</b>
<b>Current assets</b>		
Debtors	2,000	2,000
Investments	3,921	3,921
Cash at bank and in hand	116,004	104,811
	<b>121,925</b>	<b>110,732</b>
<b>Net current assets less current liabilities</b>	<b>121,925</b>	<b>110,732</b>
<b>Total assets less current liabilities</b>	<b>471,925</b>	<b>460,732</b>
<b>Total net assets less liabilities</b>	<b>471,925</b>	<b>460,732</b>
<b>Represented by</b>		
<b>Unrestricted</b>		
General fund	22,859	17,056
<b>Designated</b>		
Hall & Sunday School Fund	20,610	17,535
Flower Fund	1,456	1,934
Social Committee Fund	2,574	1,026
Fabric Fund	396,320	394,842
Clergy Expense Fund	6,076	6,076
T M Baxter Fund	573	543
Dunbar Trust Fund	2,176	2,074
Birthday Fund	1,558	1,556
Organ Fund	5,732	5,912
Choir Fund	426	691
<b>Restricted</b>		
Bell Fund	10,439	10,371
Parish Clerk Fund	205	205
Youth Club Fund	919	913
<b>Funds of the church</b>	<b>471,925</b>	<b>460,732</b>

The value of investments as at 31 December 2022 was as follows:

Browning Trust (Clergy Exp. Fund) 3703 CBF Invest. Shares	76,451	86,601
E.C. Dunbar Memorial Trust 161 Investment Shares	3,324	3,765
Thomas Moore Baxter Memorial Trust 57 COIF Shares	1,034	1,171
Fabric Fund CBF Investment Fund 6066.92 shares	321,596	353,843

Approved by the PCC on 2 February 2023

..... Chairman **Father Christopher Atkinson**

..... Treasurer **Alan G Payne**

## Statement of assets and liabilities

	General	Designated	Restricted	Endowment	This year	Last year
<b>Fixed assets - Investments</b>						
Fabric Fund Investment Shares Accumulati -	—	350,000	—	—	350,000	350,000
<b>Totals</b>	<b>—</b>	<b>350,000</b>	<b>—</b>	<b>—</b>	<b>350,000</b>	<b>350,000</b>
<b>Current assets - Cash at bank and in hand</b>						
General Current HSBC -	20,786	—	—	—	20,786	14,983
General Deposit HSBC -	32	—	—	—	32	32
Hall & Sunday School HSBC -	—	14,360	—	—	14,360	11,285
Bell Deposit HSBC -	15	—	151	—	166	166
Birthday Deposit HSBC -	—	1,474	—	—	1,474	1,472
Choir Deposit HSBC -	—	424	—	—	424	173
Dunbar Deposit HSBC -	—	2,008	—	—	2,008	1,906
Fabric Deposit HSBC -	—	45,820	—	—	45,820	44,342
Flower Deposit HSBC -	—	1,456	—	—	1,456	1,934
Organ Deposit HSBC -	—	2,422	—	—	2,422	2,623
Parish Clerk Deposit HSBC -	—	—	0	—	0	0
General Deposit CBF -	25	—	—	—	25	25
Sunday School Deposit CBF -	—	6,250	—	—	6,250	6,250
Bell Deposit CBF -	—	—	10,288	—	10,288	10,220
Birthday Deposit CBF -	—	84	—	—	84	84
Choir Deposit CBF -	—	2	—	—	2	519
Fabric Deposit CBF -	—	500	—	—	500	500
Organ Deposit CBF -	—	3,311	—	—	3,311	3,289
Thomas Moore Baxter Deposit Nat West -	—	523	—	—	523	492
Parish Clerk Deposit CBF -	—	—	205	—	205	205
Clergy Expenses Deposit CBF -	—	2,373	—	—	2,373	2,373
Social Committee -	—	2,574	—	—	2,574	1,026
Youth Club Deposit CBF -	—	—	919	—	919	913
<b>Totals</b>	<b>20,859</b>	<b>83,583</b>	<b>11,563</b>	<b>—</b>	<b>116,004</b>	<b>104,811</b>
<b>Current assets - Debtors</b>						
Accounts Receivable -	2,000	—	—	—	2,000	2,000
<b>Totals</b>	<b>2,000</b>	<b>—</b>	<b>—</b>	<b>—</b>	<b>2,000</b>	<b>2,000</b>
<b>Current assets - Investments</b>						
Clergy Expenses Investment COIF -	—	3,703	—	—	3,703	3,703
Thomas Moore Baxter Investmnet COIF -	—	57	—	—	57	57
Dunbar Trust CBF -	—	161	—	—	161	161
<b>Totals</b>	<b>—</b>	<b>3,921</b>	<b>—</b>	<b>—</b>	<b>3,921</b>	<b>3,921</b>
<b>Grand total</b>	<b>22,859</b>	<b>437,504</b>	<b>11,563</b>	<b>—</b>	<b>471,925</b>	<b>460,732</b>

# Receipts and Payments Account

	This Year	Prior Year
<b>General - General fund (Unrestricted) Fund</b>		
<b>Receipts</b>		
Incoming resources from generated funds		
Interest CBF	2	0
<i>Total Incoming resources from generated funds</i>	<u>2</u>	<u>0</u>
<i>Voluntary income</i>		
Planned Giving NGA	2,071	1,667
Gift Aid	33,620	31,762
Cash Offerings	6,400	2,800
Baptisms, Weddings, Funerals, Homes	2,177	419
Donations	4,421	3,896
Income Tax Repayment	10,454	12,221
Special Collections Received	—	133
Funeral Collections (Contra)	—	1,064
<i>Total Voluntary income</i>	<u>59,143</u>	<u>53,963</u>
<i>Activities for generating funds</i>		
Receipts from Social Committee	3,000	2,000
Magazine Advertising	398	29
<i>Total Activities for generating funds</i>	<u>3,398</u>	<u>2,029</u>
<i>Investment income</i>		
Trust Income	239	204
Clergy Expense Fund Interest	2,474	2,372
<i>Total Investment income</i>	<u>2,713</u>	<u>2,577</u>
Other incoming resources		
Parish Fees	(546)	2,631
Diocesan Fees	1,882	2,818
<i>Total Other incoming resources</i>	<u>1,336</u>	<u>5,448</u>
<b>Total receipts</b>	<b>66,591</b>	<b>64,018</b>
<b>Payments</b>		
Charitable activities		
Special Collections Paid	—	133
<i>Total Charitable activities</i>	<u>—</u>	<u>133</u>
Other resources used		
Funeral Collections Contra Expend	—	1,064
Fees Contra Expend to 55	—	1,513
Assigned Fees Expend contra to acc 070	1,671	2,818
<i>Total Other resources used</i>	<u>1,671</u>	<u>5,395</u>
Church Administration		
Diocesan & Deanery Share	25,000	31,899
Electricity	757	864
Heating	7,825	5,203
Cleaning & Sundry	1,034	577
Insurance	7,689	7,254
Church Services (Wine, Wafer, Candles)	1,752	677
Staff Costs	5,056	5,056
Other Repairs	5,125	7,281
Printing & Stationery	1,538	2,360
Clergy & Office Expenses	3,342	1,679
<i>Total Church Administration</i>	<u>59,117</u>	<u>62,851</u>
<b>Total payments</b>	<b>60,788</b>	<b>68,379</b>
Excess of Incoming resources over Resources used	5,803	(4,361)
Brought forward balance	17,056	11,416
Transfers to/(from)	—	10,000
<b>Total carried forward balance</b>	<b>22,859</b>	<b>17,056</b>

**B-Hall - Hall & Sunday School Fund (Designated) Fund****Receipts**

Incoming resources from generated funds		
Hall & SS Interest CBF	42	3
<i>Total Incoming resources from generated funds</i>	<u>42</u>	<u>3</u>
Voluntary income		
Hall & SS Donations & Grants	60	—
<i>Total Voluntary income</i>	<u>60</u>	<u>—</u>
Activities for generating funds		
Hall & SS Hire of Hall	11,764	3,588
<i>Total Activities for generating funds</i>	<u>11,764</u>	<u>3,588</u>
<b>Total receipts</b>	<b>11,866</b>	<b>3,591</b>
<b>Payments</b>		
Church Administration		
Hall Electricity	641	807
Hall Heating	685	687
Hall Insurance	626	588
Hall Water & Sewage	555	516
Hall Repairs and Renewals	608	517
Hall Caretaker & Opening Fees	5,560	5,530
Hall Sundry Expenses	116	11
<i>Total Church Administration</i>	<u>8,790</u>	<u>8,657</u>
<b>Total payments</b>	<b>8,790</b>	<b>8,657</b>
Excess of Incoming resources over Resources used	<u>3,076</u>	<u>(5,066)</u>
Brought forward balance	17,535	22,601
<b>Total carried forward balance</b>	<b>20,610</b>	<b>17,535</b>

**C-SocCom - Social Committee Fund (Designated) Fund**

**Receipts**

Incoming resources from generated funds

*Activities for generating funds*

Social Committee Events	3,195	799
Social Committee 59 Club Receipts	2,704	2,925
<i>Total Activities for generating funds</i>	5,899	3,724

**Total receipts**

**5,899                      3,724**

**Payments**

Cost of generating funds

*Cost of generating voluntary income*

Social Committee 59 Club Prizes	1,350	1,470
<i>Total Cost of generating voluntary income</i>	1,350	1,470

*Fundraising trading cost of goods sold and other costs*

To PCC Account (transfer)	3,000	2,000
<i>Total Fundraising trading cost of goods sold and other costs</i>	3,000	2,000

**Total payments**

**4,350                      3,470**

Excess of Incoming resources over Resources used

1,549                      254

Brought forward balance

1,026                      772

**Total carried forward balance**

**2,574                      1,026**

**D-Fabric - Fabric Fund (Designated) Fund**

**Receipts**

Incoming resources from generated funds

Fabric Interest CBF	3	24
Fabric Interest HSBC	84	2
<i>Total Incoming resources from generated funds</i>	88	26

*Voluntary income*

Fabric Donations	24,541	—
<i>Total Voluntary income</i>	24,541	—

**Total receipts**

**24,628                      26**

**Payments**

Church Administration

Fabric Repairs	631	—
Fabric Quinquennial Repairs	22,055	46,994
Fabric Architect Fees	465	750
<i>Total Church Administration</i>	23,150	47,744

**Total payments**

**23,150                      47,744**

Excess of Incoming resources over Resources used

1,478                      (47,718)

Brought forward balance

394,842                      322,560

Transfers to/(from)

—                      (10,000)

Gains & losses

—                      130,000

**Total carried forward balance**

**396,320                      394,842**

**E-ClergyEx - Clergy Expense Fund (Designated) Fund**

Brought forward balance	6,076	6,076
<b>Total carried forward balance</b>	<b>6,076</b>	<b>6,076</b>

**F-BaxNWe - T M Baxter Fund (Designated) Fund****Receipts**

Incoming resources from generated funds		
T M Baxter Interest	31	30
<i>Total Incoming resources from generated funds</i>	<i>31</i>	<i>30</i>
<b>Total receipts</b>	<b>31</b>	<b>30</b>
Excess of Incoming resources over Resources used	31	30
Brought forward balance	543	512
<b>Total carried forward balance</b>	<b>573</b>	<b>543</b>

**G-Dunbar - Dunbar Trust Fund (Designated) Fund****Receipts**

Incoming resources from generated funds		
E C Dunbar Interest CBF	99	96
E C Dunbar Interest HSBC	3	0
<i>Total Incoming resources from generated funds</i>	<i>102</i>	<i>96</i>
<b>Total receipts</b>	<b>102</b>	<b>96</b>
Excess of Incoming resources over Resources used	102	96
Brought forward balance	2,074	1,978
<b>Total carried forward balance</b>	<b>2,176</b>	<b>2,074</b>

**H-Bell - Bell Fund (Restricted) Fund****Receipts**

Incoming resources from generated funds		
Bell Interest HSBC	0	—
Bell Interest CBF	68	4
<i>Total Incoming resources from generated funds</i>	<i>68</i>	<i>4</i>
<b>Total receipts</b>	<b>68</b>	<b>4</b>
Excess of Incoming resources over Resources used	68	4
Brought forward balance	10,371	10,367
<b>Total carried forward balance</b>	<b>10,439</b>	<b>10,371</b>

### J-Birthday - Birthday Fund (Designated) Fund

#### Receipts

Incoming resources from generated funds

Birthday Interest HSBC	2	0
Birthday Interest CBF	1	0
<i>Total Incoming resources from generated funds</i>	<u>3</u>	<u>0</u>

*Voluntary income*

Birthday Donations	—	180
<i>Total Voluntary income</i>	<u>—</u>	<u>180</u>

#### Total receipts

**3 180**

#### Payments

Church Administration

Birthday Payments	—	1,440
<i>Total Church Administration</i>	<u>—</u>	<u>1,440</u>

#### Total payments

**— 1,440**

Excess of Incoming resources over Resources used

3 (1,260)

Brought forward balance

1,556 2,815

#### Total carried forward balance

**1,558 1,556**

### K-Organ - Organ Fund (Designated) Fund

#### Receipts

Incoming resources from generated funds

Organ Interest HSBC	4	0
Organ Interest CBF	22	1
<i>Total Incoming resources from generated funds</i>	<u>26</u>	<u>2</u>

*Voluntary income*

Organ Donations incl Tutor Fees	—	1,760
<i>Total Voluntary income</i>	<u>—</u>	<u>1,760</u>

#### Total receipts

**26 1,762**

#### Payments

Church Administration

Organ Repairs incl Piano	205	3,015
<i>Total Church Administration</i>	<u>205</u>	<u>3,015</u>

#### Total payments

**205 3,015**

Excess of Incoming resources over Resources used

(179) (1,253)

Brought forward balance

5,912 7,165

#### Total carried forward balance

**5,732 5,912**

**L-Choir - Choir Fund (Designated) Fund****Receipts**

Incoming resources from generated funds

Choir Interest HSBC

0

0

Choir Interest CBF

3

0

*Total Incoming resources from generated funds*40**Total receipts****4****0****Payments**

Church Administration

Choir Music Materials

159

—

Choir RSCM Fee

110

110

*Total Church Administration*269110**Total payments****269****110**

Excess of Incoming resources over Resources used

(265)(110)

Brought forward balance

691

801

**Total carried forward balance****426****691****M-Flower - Flower Fund (Designated) Fund****Receipts**

Incoming resources from generated funds

Flower Interest HSBC

2

0

*Total Incoming resources from generated funds*20*Voluntary income*

Flower Donations

67

50

*Total Voluntary income*6750**Total receipts****69****50****Payments**

Church Administration

Cost of Flowers

547

114

*Total Church Administration*547114**Total payments****547****114**

Excess of Incoming resources over Resources used

(478)(64)

Brought forward balance

1,934

1,998

**Total carried forward balance****1,456****1,934**

**N-ParishCI - Parish Clerk Fund (Restricted) Fund**

Brought forward balance	205	205
<b>Total carried forward balance</b>	<b>205</b>	<b>205</b>

**O-YClubC - Youth Club Fund (Restricted) Fund**

**Receipts**

Incoming resources from generated funds		
Youth Club Interest CBF	6	0
<i>Total Incoming resources from generated funds</i>	<i>6</i>	<i>0</i>
<b>Total receipts</b>	<b>6</b>	<b>0</b>
Excess of Incoming resources over Resources used	6	0
Brought forward balance	913	912
<b>Total carried forward balance</b>	<b>919</b>	<b>913</b>

## Statement of Financial Activities

	Unrestricted funds	Restricted funds	Endowment funds	Total funds	Prior year
<b>Incoming resources</b>					
Incoming resources from generated funds	298	75	—	372	162
Voluntary income	83,811	—	—	83,811	55,953
Activities for generating funds	21,061	—	—	21,061	9,341
Investment income	2,713	—	—	2,713	2,577
Other incoming resources	1,336	—	—	1,336	5,448
<b>Total incoming resources</b>	<b>109,218</b>	<b>75</b>	<b>—</b>	<b>109,293</b>	<b>73,482</b>
<b>Resources used</b>					
Cost of generating funds					
Cost of generating voluntary income	1,350	—	—	1,350	1,470
Fundraising trading cost of goods sold and other costs	3,000	—	—	3,000	2,000
Charitable activities	—	—	—	—	133
Other resources used	1,671	—	—	1,671	5,395
Church Administration	92,078	—	—	92,078	123,931
<b>Total resources used</b>	<b>98,099</b>	<b>—</b>	<b>—</b>	<b>98,099</b>	<b>132,929</b>
<b>Net income / (expenditure)</b>	<b>11,119</b>	<b>75</b>	<b>—</b>	<b>11,193</b>	<b>(59,447)</b>
<b>Transfers</b>					
Gross transfers between funds - in	—	—	—	—	10,000
Gross transfers between funds - out	—	—	—	—	(10,000)
<b>Net income / (expenditure)</b>	<b>11,119</b>	<b>75</b>	<b>—</b>	<b>11,193</b>	<b>(59,447)</b>
<b>Other recognised gains / losses</b>					
Gains / losses on investment assets	—	—	—	—	130,000
Gains on revaluation, fixed assets, charity's own use	—	—	—	—	—
<b>Net movement in funds</b>	<b>11,119</b>	<b>75</b>	<b>—</b>	<b>11,193</b>	<b>70,553</b>
<b>Total funds brought forward</b>	<b>449,244</b>	<b>11,488</b>	<b>—</b>	<b>460,732</b>	<b>390,179</b>
<b>Total funds carried forward</b>	<b>460,362</b>	<b>11,563</b>	<b>—</b>	<b>471,925</b>	<b>460,732</b>
<b>Represented by</b>					
<b>Unrestricted</b>					
General fund	22,859	—	—	22,859	17,056
<b>Designated</b>					
Birthday Fund	1,558	—	—	1,558	1,556
Choir Fund	426	—	—	426	691
Clergy Expense Fund	6,076	—	—	6,076	6,076
Dunbar Trust Fund	2,176	—	—	2,176	2,074
Fabric Fund	396,320	—	—	396,320	394,842
Flower Fund	1,456	—	—	1,456	1,934
Hall & Sunday School Fund	20,610	—	—	20,610	17,535
Organ Fund	5,732	—	—	5,732	5,912
Social Committee Fund	2,574	—	—	2,574	1,026
T M Baxter Fund	573	—	—	573	543
<b>Restricted</b>					
Bell Fund	—	10,439	—	10,439	10,371
Parish Clerk Fund	—	205	—	205	205
Youth Club Fund	—	919	—	919	913

# Balance sheet

	Total funds	Prior year funds
<b>Fixed assets</b>		
Investments	350,000	350,000
	<b>350,000</b>	<b>350,000</b>
<b>Current assets</b>		
Debtors	2,000	2,000
Investments	3,921	3,921
Cash at bank and in hand	116,004	104,811
	<b>121,925</b>	<b>110,732</b>
<b>Net current assets less current liabilities</b>	<b>121,925</b>	<b>110,732</b>
<b>Total assets less current liabilities</b>	<b>471,925</b>	<b>460,732</b>
<b>Total net assets less liabilities</b>	<b>471,925</b>	<b>460,732</b>
<b>Represented by</b>		
<b>Unrestricted</b>		
General fund	22,859	17,056
<b>Designated</b>		
Hall & Sunday School Fund	20,610	17,535
Flower Fund	1,456	1,934
Social Committee Fund	2,574	1,026
Fabric Fund	396,320	394,842
Clergy Expense Fund	6,076	6,076
T M Baxter Fund	573	543
Dunbar Trust Fund	2,176	2,074
Birthday Fund	1,558	1,556
Organ Fund	5,732	5,912
Choir Fund	426	691
<b>Restricted</b>		
Bell Fund	10,439	10,371
Parish Clerk Fund	205	205
Youth Club Fund	919	913
<b>Funds of the church</b>	<b>471,925</b>	<b>460,732</b>

The value of investments as at 31 December 2022 was as follows:

Browning Trust (Clergy Exp. Fund) 3703 CBF Invest. Shares	76,451	86,601
E.C. Dunbar Memorial Trust 161 Investment Shares	?,???	3,765
Thomas Moore Baxter Memorial Trust 57 COIF Shares	1,034	1,171
Fabric Fund CBF Investment Fund 6066.92 shares	321,596	353,843

Approved by the PCC on 2 February 2023



Chairman

Father Christopher Atkinson



Treasurer

Alan G Payne

## **Independent Examiner's Report to the Bourne Parochial Church Council of The Parish & Abbey Church of St Peter and St Paul.**

I report on the accounts for the year ended 31<sup>st</sup> December 2022 which are set out on the annexed pages.

### **Respective responsibilities of the Trustees and Independent Examiner**

The charity's trustees consider that an audit is not required for this year under section 144(2) of the Charities Act 2011 (the 2011 Act) and that an independent examination is needed.

It is my responsibility to:

- examine the accounts under section 145 of the 2011 Act;
- follow the procedures laid down in the General Directions given by the Charity Commissioners section 145(5)(b) of the 2011 Act; and
- state whether particular matters have come to my attention.

### **Basis of Independent Examiner's Statement**

My examination was carried out in accordance with the General Directions given by the Charity Commission.

An examination includes a review of the accounting records kept by the charity and a comparison of the accounts presented with those records. It also includes consideration of any unusual items or disclosures in the accounts and seeking explanations from the management committee concerning any such matters. The procedures undertaken do not provide all the evidence that would be required in a full audit, and consequently I do not express an audit opinion on the accounts.

### **Independent Examiner's Statement**

In connection with my examination, no matters have come to my attention:

1. which give me reasonable cause to believe that in any material respect the requirements
  - to keep accounting records in accordance with s.130 of the 2011 Act; or
  - to prepare accounts which accord with these accounting records have not been met; or
2. to which, in my opinion, attention should be drawn in order to enable a proper understanding of the accounts to be reached.



Hazel Bell, FCCA  
16 Great Northern Gardens,  
Bourne

Date: 22<sup>nd</sup> february 2022

---

# Accounts

---

**The Abbey and Parish Church  
of**

**St. Peter and St. Paul**

Registered Charity in England and Wales No. 1132631

**Financial Statements**

**Year ending 31 December 2021**

**Incumbent:  
Revd Fr.Chris Atkinson  
The Vicarage  
Church Walk  
Bourne  
Lincs**

**Bank:  
HSBC Bank PLC  
Stamford**

**Independent Examiner  
Peter Berry & Co  
Exeter Street  
Bourne**

## Financial Review of Year 2021

The financial performance in 2021 was again significantly affected by the Covid 19 Virus which required a reduction of services and other activities to varying degrees throughout the whole year. Some restrictions are expected to continue into 2022 but we expect to see a limited recovery in our financial performance but not back to 2020 / pre-covid levels.

**The General Fund** compared to 2020 showed a decrease in Total Income of 20% and a Total Expenditure reduction of 25% leaving a deficit of £4,361 (deficit in 2020 was £12,066). Since 2019 both Income and Expenditure have reduced by 38%.

A transfer of £10,000 from the Fabric Fund was made to support the General Fund. Also for the first time in many years we were unable to meet our share / quota paying only £31,899 of the planned £54,683 to support the ministry costs of the Diocese and Parish. The fund balance at the end of the year was £17,056 including a £2000 accrual.

Total Income £64,018 (£79,634 in 2020) included the following main items:

Total Voluntary income of £53,963 was down on last year by 6% or £3,411. Fund Raising Activities in total were down by £651 to £2,029 but this included £2,000 donated by the Social Committee. Net fees were down by £5,578 but 2020 included some late fees from 2019.

Total Expenditure £68,379 (£91,700 in 2020) include the following main items:

Diocesan Share £31,899 (see above). Insurance £7,254 and Staff costs £5,056 were both similar to 2020.

**The Hall & Sunday School Fund** had a deficit of £5,066 (deficit of £4,631 in 2020). Income from Hall Lettings at £3,588 was down on last year by £601 and is now down 74% from 2019. Expenses at £8,657 were down £165 on 2020. The fund balance at the end of the year was £17,535 (£22,601 in 2020).

**The Fabric Fund** had the Investment shares revalued in the accounts with a gain of £130,000 and shares to the value of £30,000 were sold and transferred to the HSBC account to help meet ongoing expenses. The net value of the investment was increased from £250,000 to £350,000.

The only income was £26 of interest. Expenditure was £47,744 to cover the initial payment on the new lighting system (£46,994) and Architect fees (£750)

The Fund total balance of £394,842 (£322,560 in 2020) is allocated to restricted accounts Restoration £291,157 and Fabric £81,451 and unrestricted account £22,234.

**The Birthday Fund** has been closed to new income and the remaining balance of £1,556 is being used / transferred to the restricted Fabric account.

**The Social Committee** donated £2,000 to the PCC General Account.

**The Bourne PCC Mahajanga Support Fund** accounts summary is include in the appendix. This Fund is not incorporated into any Bourne PCC Funds and is limited solely to the purpose declared.

### Accounting policies

The following statements have been prepared in accordance with the Church Accounting Regulations 2015 together with applicable accounting standards and the Charities SORP.

As the total of both income and expenditure as shown is in excess of £100,000 the Accounts have been prepared on an Income and Expenditure basis, making adjustments for sums due to the PCC and amounts owing by the PCC as at 31st December 2021.

No account has been taken of any increase or decrease in the value of investments in the preparation of the accounts. The value of the investments as notified by the CBF and the COIF is stated by way of note on the Balance Sheet. The PCC owns no material assets other than those shown by way of note on the Balance Sheet. These have not been valued as no sale is anticipated.

Due to the rounding of figures to the nearest whole £1 some of the columns may not appear to add up correctly.

The notes referred to in the accounts and included at the end of the accounts are by way of information and do not form part of the statutory accounts.

## Statement of Financial Activities

	Unrestricted funds	Restricted funds	Endowment funds	Total funds	Prior year total funds
<b>Incoming resources</b>					
Incoming resources from generated funds	157	5	—	162	495
Voluntary income	55,953	—	—	55,953	70,912
Activities for generating funds	9,341	—	—	9,341	9,340
Investment income	2,577	—	—	2,577	2,516
Other incoming resources	5,448	—	—	5,448	17,063
<b>Total income</b>	<b>73,477</b>	<b>5</b>	<b>—</b>	<b>73,482</b>	<b>100,326</b>
<b>Resources used</b>					
Cost of generating funds					
Cost of generating voluntary income	1,470	—	—	1,470	810
Fundraising trading cost of goods sold and other costs	2,000	—	—	2,000	1,500
Charitable activities	133	—	—	133	—
Other resources used	5,395	—	—	5,395	10,314
Church Administration	123,931	—	—	123,931	104,010
<b>Total expenditure</b>	<b>132,929</b>	<b>—</b>	<b>—</b>	<b>132,929</b>	<b>116,634</b>
<b>Net income / (expenditure) resources before transfer</b>	<b>(59,452)</b>	<b>5</b>	<b>—</b>	<b>(59,447)</b>	<b>(16,309)</b>
<b>Transfers</b>					
Gross transfers between funds - in	10,000	—	—	10,000	20,165
Gross transfers between funds - out	(10,000)	—	—	(10,000)	(20,165)
<b>Other recognised gains / losses</b>					
Gains / losses on investment assets	130,000	—	—	130,000	—
Gains on revaluation, fixed assets, charity's own use	—	—	—	—	—
<b>Net movement in funds</b>	<b>70,548</b>	<b>5</b>	<b>—</b>	<b>70,553</b>	<b>(16,309)</b>
<b>Total funds brought forward</b>	<b>378,695</b>	<b>11,484</b>	<b>—</b>	<b>390,179</b>	<b>406,487</b>
<b>Total funds carried forward</b>	<b>449,244</b>	<b>11,488</b>	<b>—</b>	<b>460,732</b>	<b>390,179</b>
<b>Represented by</b>					
<b>Unrestricted</b>					
General fund	17,056	—	—	17,056	11,416
<b>Designated</b>					
Birthday Fund	1,556	—	—	1,556	2,815
Choir Fund	691	—	—	691	801
Clergy Expense Fund	6,076	—	—	6,076	6,076
Dunbar Trust Fund	2,074	—	—	2,074	1,978
Fabric Fund	394,842	—	—	394,842	322,560
Flower Fund	1,934	—	—	1,934	1,998
Hall & Sunday School Fund	17,535	—	—	17,535	22,601
Organ Fund	5,912	—	—	5,912	7,165
Social Committee Fund	1,026	—	—	1,026	772
T M Baxter Fund	543	—	—	543	512
<b>Restricted</b>					
Bell Fund	—	10,371	—	10,371	10,367
Parish Clerk Fund	—	205	—	205	205
Youth Club Fund	—	913	—	913	912

## Statement of assets and liabilities

	General	Designated	Restricted	Endowment	This year	Last year
<b>Fixed assets - Investments</b>						
Fabric Fund Investment Shares Accumulati -	—	350,000	—	—	350,000	250,000
<b>Totals</b>	<b>—</b>	<b>350,000</b>	<b>—</b>	<b>—</b>	<b>350,000</b>	<b>250,000</b>
<b>Current assets - Cash at bank and in hand</b>						
General Current HSBC -	14,983	—	—	—	14,983	7,844
General Deposit HSBC -	32	—	—	—	32	32
Hall & Sunday School HSBC -	—	11,285	—	—	11,285	16,351
Bell Deposit HSBC -	15	—	151	—	166	166
Birthday Deposit HSBC -	—	1,472	—	—	1,472	2,732
Choir Deposit HSBC -	—	173	—	—	173	283
Dunbar Deposit HSBC -	—	1,906	—	—	1,906	1,810
Fabric Deposit HSBC -	—	44,342	—	—	44,342	16,060
Flower Deposit HSBC -	—	1,934	—	—	1,934	1,998
Organ Deposit HSBC -	—	2,623	—	—	2,623	3,878
Parish Clerk Deposit HSBC -	—	—	0	—	0	0
General Deposit CBF -	25	—	—	—	25	25
Sunday School Deposit CBF -	—	6,250	—	—	6,250	6,250
Bell Deposit CBF -	—	—	10,220	—	10,220	10,216
Birthday Deposit CBF -	—	84	—	—	84	84
Choir Deposit CBF -	—	519	—	—	519	519
Fabric Deposit CBF -	—	500	—	—	500	56,500
Organ Deposit CBF -	—	3,289	—	—	3,289	3,287
Thomas Moore Baxter Deposit Nat West -	—	492	—	—	492	462
Parish Clerk Deposit CBF -	—	—	205	—	205	205
Clergy Expenses Deposit CBF -	—	2,373	—	—	2,373	2,373
Social Committee -	—	1,026	—	—	1,026	772
Youth Club Deposit CBF -	—	—	913	—	913	912
<b>Totals</b>	<b>15,056</b>	<b>78,267</b>	<b>11,488</b>	<b>—</b>	<b>104,811</b>	<b>132,758</b>
<b>Current assets - Debtors</b>						
Accounts Receivable -	2,000	—	—	—	2,000	3,500
<b>Totals</b>	<b>2,000</b>	<b>—</b>	<b>—</b>	<b>—</b>	<b>2,000</b>	<b>3,500</b>
<b>Current assets - Investments</b>						
Clergy Expenses Investment COIF -	—	3,703	—	—	3,703	3,703
Thomas Moore Baxter Investmnet COIF -	—	57	—	—	57	57
Dunbar Trust CBF -	—	161	—	—	161	161
<b>Totals</b>	<b>—</b>	<b>3,921</b>	<b>—</b>	<b>—</b>	<b>3,921</b>	<b>3,921</b>
<b>Grand total</b>	<b>17,056</b>	<b>432,188</b>	<b>11,488</b>	<b>—</b>	<b>460,732</b>	<b>390,179</b>

## Balance sheet

	Total funds	Prior year funds
<b>Fixed assets</b>		
Investments	350,000	250,000
	<b>350,000</b>	<b>250,000</b>
<b>Current assets</b>		
Debtors	2,000	3,500
Investments	3,921	3,921
Cash at bank and in hand	104,811	132,758
	<b>110,732</b>	<b>140,179</b>
<b>Net current assets less current liabilities</b>	<b>110,732</b>	<b>140,179</b>
<b>Total assets less current liabilities</b>	<b>460,732</b>	<b>390,179</b>
<b>Total net assets less liabilities</b>	<b>460,732</b>	<b>390,179</b>
<b>Represented by</b>		
<b>Unrestricted</b>		
General fund	17,056	11,416
<b>Designated</b>		
Hall & Sunday School Fund	17,535	22,601
Flower Fund	1,934	1,998
Social Committee Fund	1,026	772
Fabric Fund	394,842	322,560
Clergy Expense Fund	6,076	6,076
T M Baxter Fund	543	512
Dunbar Trust Fund	2,074	1,978
Birthday Fund	1,556	2,815
Organ Fund	5,912	7,165
Choir Fund	691	801
<b>Restricted</b>		
Bell Fund	10,371	10,367
Parish Clerk Fund	205	205
Youth Club Fund	913	912
<b>Funds of the church</b>	<b>460,732</b>	<b>390,179</b>

The value of investments as at 31 December 2021 was as follows:

Browning Trust (Clergy Exp. Fund) 3703 CBF Invest. Shares	86,601	75,714
E.C. Dunbar Memorial Trust 161 Investment Shares	?????	3,292
Thomas Moore Baxter Memorial Trust 57 COIF Shares	1,171	1,024
Fabric Fund CBF Investment Fund 6066.92 shares (*6579.83 shares)	353,843	326,490*

Approved by the PCC on 3 February 2022

..... Chairman **Father Christopher Atkinson**

..... Treasurer **Alan G Payne**

## Receipts and Payments Account

	Total funds	Prior year funds
<b>General - General fund (Unrestricted)</b>		
<b>Receipts</b>		
Incoming resources from generated funds		
060 - Bank Interest HSBC	—	0
061 - Interest CBF	0	1
<i>Total Incoming resources from generated funds</i>	<u>0</u>	<u>1</u>
<i>Voluntary income</i>		
051 - Planned Giving NGA	1,667	2,249
052 - Gift Aid	31,762	35,579
053 - Cash Offerings	2,800	2,897
054 - Baptisms, Weddings, Funerals, Homes	419	3,139
056 - Donations	3,896	2,802
063 - Income Tax Repayment	12,221	10,791
064 - Special Collections Received	133	—
068 - Funeral Collections (Contra)	1,064	(83)
<i>Total Voluntary income</i>	<u>53,963</u>	<u>57,374</u>
<i>Activities for generating funds</i>		
057 - Events	—	1,025
090 - Receipts from Social Committee	2,000	1,500
091 - Magazine Advertising	29	155
<i>Total Activities for generating funds</i>	<u>2,029</u>	<u>2,680</u>
<i>Investment income</i>		
062 - Trust Income	204	223
093 - Clergy Expense Fund Interest	2,372	2,293
<i>Total Investment income</i>	<u>2,577</u>	<u>2,516</u>
Other incoming resources		
055 - Parish Fees	2,631	8,366
070 - Diocesan Fees	2,818	8,696
<i>Total Other incoming resources</i>	<u>5,448</u>	<u>17,063</u>
<b>Total Receipts</b>	<b><u>64,018</u></b>	<b><u>79,634</u></b>
<b>Payments</b>		
Charitable activities		
075 - Special Collections Paid	133	—
<i>Total Charitable activities</i>	<u>133</u>	<u>—</u>
Other resources used		
072 - Funeral Collections Contra Expend	1,064	(83)
073 - Fees Contra Expend to 55	1,513	1,670
087 - Assigned Fees Expend contra to acc 070	2,818	8,696
<i>Total Other resources used</i>	<u>5,395</u>	<u>10,283</u>
Church Administration		
077 - Diocesan & Deanery Share	31,899	54,819
078 - Electricity	864	964
079 - Heating	5,203	5,246
080 - Cleaning & Sundry	577	632
081 - Insurance	7,254	7,087
082 - Church Services (Wine, Wafer, Candles)	677	1,034
083 - Staff Costs	5,056	5,035
084 - Magazine Costs	—	763
086 - Other Repairs	7,281	2,183
088 - Printing & Stationery	2,360	1,529
089 - Clergy & Office Expenses	1,679	2,124
<i>Total Church Administration</i>	<u>62,851</u>	<u>81,417</u>

<b>Total Payments</b>	<b>68,379</b>	<b>91,700</b>
Excess of Incoming resources over Resources used	(4,361)	(12,066)
Brought forward balance	11,416	3,318
Transfers to/(from)	10,000	20,165
<b>Carried forward balance</b>	<b>17,056</b>	<b>11,416</b>

**B-Hall - Hall & Sunday School Fund (Designated)**

**Receipts**

Incoming resources from generated funds		
232 - Hall & SS Interest CBF	3	27
<i>Total Incoming resources from generated funds</i>	<u>3</u>	<u>27</u>

*Activities for generating funds*

231 - Hall & SS Hire of Hall	3,588	4,165
<i>Total Activities for generating funds</i>	<u>3,588</u>	<u>4,165</u>

<b>Total Receipts</b>	<b>3,591</b>	<b>4,192</b>
-----------------------	--------------	--------------

**Payments**

Church Administration		
236 - Hall Electricity	807	498
237 - Hall Heating	687	871
238 - Hall Insurance	588	574
239 - Hall Water & Sewage	516	501
240 - Hall Repairs and Renewals	517	930
241 - Hall Caretaker & Opening Fees	5,530	5,448
243 - Hall Sundry Expenses	11	—
<i>Total Church Administration</i>	<u>8,657</u>	<u>8,822</u>

<b>Total Payments</b>	<b>8,657</b>	<b>8,822</b>
-----------------------	--------------	--------------

Excess of Incoming resources over Resources used	(5,066)	(4,631)
Brought forward balance	22,601	27,232
<b>Carried forward balance</b>	<b>17,535</b>	<b>22,601</b>

**C-SocCom - Social Committee Fund (Designated)**

**Receipts**

Incoming resources from generated funds		
<i>Activities for generating funds</i>		
105 - Social Committee Events	799	484
107 - Social Committee 59 Club Receipts	2,925	2,011
<i>Total Activities for generating funds</i>	<u>3,724</u>	<u>2,495</u>

<b>Total Receipts</b>	<b>3,724</b>	<b>2,495</b>
-----------------------	--------------	--------------

**Payments**

Cost of generating funds		
<i>Cost of generating voluntary income</i>		
113 - Social Committee 59 Club Prizes	1,470	810
<i>Total Cost of generating voluntary income</i>	<u>1,470</u>	<u>810</u>
<i>Fundraising trading cost of goods sold and other costs</i>		
111 - To PCC Account (transfer)	2,000	1,500
<i>Total Fundraising trading cost of goods sold and other costs</i>	<u>2,000</u>	<u>1,500</u>

Other resources used		
110 - Social Club Expenses	—	31
<i>Total Other resources used</i>	<u>—</u>	<u>31</u>

<b>Total Payments</b>	<b>3,470</b>	<b>2,341</b>
-----------------------	--------------	--------------

Excess of Incoming resources over Resources used	254	154
Brought forward balance	772	618
<b>Carried forward balance</b>	<b>1,026</b>	<b>772</b>

#### D-Fabric - Fabric Fund (Designated)

##### Receipts

Incoming resources from generated funds		
125 - Fabric Interest CBF	24	240
126 - Fabric Interest HSBC	2	31
<i>Total Incoming resources from generated funds</i>	<u>26</u>	<u>270</u>

##### Voluntary income

120 - Fabric Donations	—	12,857
<i>Total Voluntary income</i>	<u>—</u>	<u>12,857</u>

<b>Total Receipts</b>	<b>26</b>	<b>13,128</b>
-----------------------	-----------	---------------

##### Payments

Church Administration		
131 - Fabric Quinquennial Repairs	46,994	11,856
132 - Fabric Architect Fees	750	926
<i>Total Church Administration</i>	<u>47,744</u>	<u>12,783</u>

<b>Total Payments</b>	<b>47,744</b>	<b>12,783</b>
-----------------------	---------------	---------------

Excess of Incoming resources over Resources used	(47,718)	345
Brought forward balance	322,560	342,215
Transfers to/(from)	(10,000)	(20,000)
Gains & losses	130,000	—
<b>Carried forward balance</b>	<b>394,842</b>	<b>322,560</b>

#### E-ClergyEx - Clergy Expense Fund (Designated)

Brought forward balance	6,076	6,076
<b>Carried forward balance</b>	<b>6,076</b>	<b>6,076</b>

#### F-BaxNWe - T M Baxter Fund (Designated)

##### Receipts

Incoming resources from generated funds		
150 - T M Baxter Interest	30	30
<i>Total Incoming resources from generated funds</i>	<u>30</u>	<u>30</u>

<b>Total Receipts</b>	<b>30</b>	<b>30</b>
-----------------------	-----------	-----------

Excess of Incoming resources over Resources used	30	30
Brought forward balance	512	483
<b>Carried forward balance</b>	<b>543</b>	<b>512</b>

#### G-Dunbar - Dunbar Trust Fund (Designated)

##### Receipts

Incoming resources from generated funds		
155 - E C Dunbar Interest CBF	96	92
156 - E C Dunbar Interest HSBC	0	2
<i>Total Incoming resources from generated funds</i>	<u>96</u>	<u>94</u>

<b>Total Receipts</b>	<b>96</b>	<b>94</b>
-----------------------	-----------	-----------

Excess of Incoming resources over Resources used	96	94
Brought forward balance	1,978	1,884

	<b>Carried forward balance</b>	<b>2,074</b>	<b>1,978</b>
<b>H-Bell - Bell Fund (Restricted)</b>			
<b>Receipts</b>			
Incoming resources from generated funds			
162 - Bell Interest HSBC		—	0
163 - Bell Interest CBF		4	43
<i>Total Incoming resources from generated funds</i>		4	43
<b>Total Receipts</b>		<b>4</b>	<b>43</b>
Excess of Incoming resources over Resources used		4	43
Brought forward balance		10,367	10,323
<b>Carried forward balance</b>		<b>10,371</b>	<b>10,367</b>
<b>J-Birthday - Birthday Fund (Designated)</b>			
<b>Receipts</b>			
Incoming resources from generated funds			
171 - Birthday Interest HSBC		0	3
172 - Birthday Interest CBF		0	0
<i>Total Incoming resources from generated funds</i>		0	4
<i>Voluntary income</i>			
170 - Birthday Donations		180	285
<i>Total Voluntary income</i>		180	285
<b>Total Receipts</b>		<b>180</b>	<b>289</b>
<b>Payments</b>			
Church Administration			
175 - Birthday Payments		1,440	712
<i>Total Church Administration</i>		1,440	712
<b>Total Payments</b>		<b>1,440</b>	<b>712</b>
Excess of Incoming resources over Resources used		(1,260)	(423)
Brought forward balance		2,815	3,238
<b>Carried forward balance</b>		<b>1,556</b>	<b>2,815</b>
<b>K-Organ - Organ Fund (Designated)</b>			
<b>Receipts</b>			
Incoming resources from generated funds			
181 - Organ Interest HSBC		0	4
182 - Organ Interest CBF		1	14
<i>Total Incoming resources from generated funds</i>		2	18
<i>Voluntary income</i>			
180 - Organ Donations incl Tutor Fees		1,760	—
<i>Total Voluntary income</i>		1,760	—
<b>Total Receipts</b>		<b>1,762</b>	<b>18</b>
<b>Payments</b>			
Church Administration			
185 - Organ Repairs incl Piano		3,015	65
<i>Total Church Administration</i>		3,015	65
<b>Total Payments</b>		<b>3,015</b>	<b>65</b>
Excess of Incoming resources over Resources used		(1,253)	(47)

Brought forward balance		7,165	7,212
	<b>Carried forward balance</b>	<b>5,912</b>	<b>7,165</b>

#### L-Choir - Choir Fund (Designated)

##### Receipts

Incoming resources from generated funds			
192 - Choir Interest HSBC		0	0
193 - Choir Interest CBF		0	2
	<i>Total Incoming resources from generated funds</i>	<i>0</i>	<i>3</i>

##### Total Receipts

<b>0</b>	<b>3</b>
----------	----------

##### Payments

Church Administration			
197 - Choir RSCM Fee		110	107
198 - Choir Robes & Other Expenses		—	45
	<i>Total Church Administration</i>	<i>110</i>	<i>152</i>

##### Total Payments

<b>110</b>	<b>152</b>
------------	------------

Excess of Incoming resources over Resources used		(110)	(149)
Brought forward balance		801	950
	<b>Carried forward balance</b>	<b>691</b>	<b>801</b>

#### M-Flower - Flower Fund (Designated)

##### Receipts

Incoming resources from generated funds			
200 - Flower Interest HSBC		0	2
	<i>Total Incoming resources from generated funds</i>	<i>0</i>	<i>2</i>

##### Voluntary income

201 - Flower Donations		50	396
	<i>Total Voluntary income</i>	<i>50</i>	<i>396</i>

##### Total Receipts

<b>50</b>	<b>398</b>
-----------	------------

##### Payments

Church Administration			
209 - Cost of Flowers		114	60
	<i>Total Church Administration</i>	<i>114</i>	<i>60</i>

##### Total Payments

<b>114</b>	<b>60</b>
------------	-----------

Excess of Incoming resources over Resources used		(64)	337
Brought forward balance		1,998	1,660
	<b>Carried forward balance</b>	<b>1,934</b>	<b>1,998</b>

#### N-ParishCI - Parish Clerk Fund (Restricted)

Brought forward balance		205	369
Transfers to/(from)		—	(165)
	<b>Carried forward balance</b>	<b>205</b>	<b>205</b>

**O-YClubC - Youth Club Fund (Restricted)**

**Receipts**

Incoming resources from generated funds

221 - Youth Club Interest CBF

*Total Incoming resources from generated funds*

0 4

0 4

**Total Receipts**

0 4

Excess of Incoming resources over Resources used

Brought forward balance

0 4

912 908

**Carried forward balance**

**913 912**

**The Abbey and Parish Church  
of**

**St. Peter and St. Paul**

Registered Charity in England and Wales No. 1132631

**Financial Statements**

**Year ending 31 December 2021**

**Incumbent:  
Revd Fr.Chris Atkinson  
The Vicarage  
Church Walk  
Bourne  
Lincs**

**Bank:  
HSBC Bank PLC  
Stamford**

**Independent Examiner  
Peter Berry & Co  
Exeter Street  
Bourne**

## Financial Review of Year 2021

The financial performance in 2021 was again significantly affected by the Covid 19 Virus which required a reduction of services and other activities to varying degrees throughout the whole year. Some restrictions are expected to continue into 2022 but we expect to see a limited recovery in our financial performance but not back to 2020 / pre-covid levels.

**The General Fund** compared to 2020 showed a decrease in Total Income of 20% and a Total Expenditure reduction of 25% leaving a deficit of £4,361 (deficit in 2020 was £12,066). Since 2019 both Income and Expenditure have reduced by 38%.

A transfer of £10,000 from the Fabric Fund was made to support the General Fund. Also for the first time in many years we were unable to meet our share / quota paying only £31,899 of the planned £54,683 to support the ministry costs of the Diocese and Parish. The fund balance at the end of the year was £17,056 including a £2000 accrual.

Total Income £64,018 (£79,634 in 2020) included the following main items:

Total Voluntary income of £53,963 was down on last year by 6% or £3,411. Fund Raising Activities in total were down by £651 to £2,029 but this included £2,000 donated by the Social Committee. Net fees were down by £5,578 but 2020 included some late fees from 2019.

Total Expenditure £68,379 (£91,700 in 2020) include the following main items:

Diocesan Share £31,899 (see above). Insurance £7,254 and Staff costs £5,056 were both similar to 2020.

**The Hall & Sunday School Fund** had a deficit of £5,066 (deficit of £4,631 in 2020). Income from Hall Lettings at £3,588 was down on last year by £601 and is now down 74% from 2019. Expenses at £8,657 were down £165 on 2020. The fund balance at the end of the year was £17,535 (£22,601 in 2020).

**The Fabric Fund** had the Investment shares revalued in the accounts with a gain of £130,000 and shares to the value of £30,000 were sold and transferred to the HSBC account to help meet ongoing expenses. The net value of the investment was increased from £250,000 to £350,000.

The only income was £26 of interest. Expenditure was £47,744 to cover the initial payment on the new lighting system (£46,994) and Architect fees (£750)

The Fund total balance of £394,842 (£322,560 in 2020) is allocated to restricted accounts Restoration £291,157 and Fabric £81,451 and unrestricted account £22,234.

**The Birthday Fund** has been closed to new income and the remaining balance of £1,556 is being used / transferred to the restricted Fabric account.

**The Social Committee** donated £2,000 to the PCC General Account.

**The Bourne PCC Mahajanga Support Fund** accounts summary is include in the appendix. This Fund is not incorporated into any Bourne PCC Funds and is limited solely to the purpose declared.

### Accounting policies

The following statements have been prepared in accordance with the Church Accounting Regulations 2015 together with applicable accounting standards and the Charities SORP.

As the total of both income and expenditure as shown is in excess of £100,000 the Accounts have been prepared on an Income and Expenditure basis, making adjustments for sums due to the PCC and amounts owing by the PCC as at 31st December 2021.

No account has been taken of any increase or decrease in the value of investments in the preparation of the accounts. The value of the investments as notified by the CBF and the COIF is stated by way of note on the Balance Sheet. The PCC owns no material assets other than those shown by way of note on the Balance Sheet. These have not been valued as no sale is anticipated.

Due to the rounding of figures to the nearest whole £1 some of the columns may not appear to add up correctly.

The notes referred to in the accounts and included at the end of the accounts are by way of information and do not form part of the statutory accounts.

## Statement of Financial Activities

	Unrestricted funds	Restricted funds	Endowment funds	Total funds	Prior year total funds
<b>Incoming resources</b>					
Incoming resources from generated funds	157	5	—	162	495
Voluntary income	55,953	—	—	55,953	70,912
Activities for generating funds	9,341	—	—	9,341	9,340
Investment income	2,577	—	—	2,577	2,516
Other incoming resources	5,448	—	—	5,448	17,063
<b>Total income</b>	<b>73,477</b>	<b>5</b>	<b>—</b>	<b>73,482</b>	<b>100,326</b>
<b>Resources used</b>					
Cost of generating funds					
Cost of generating voluntary income	1,470	—	—	1,470	810
Fundraising trading cost of goods sold and other costs	2,000	—	—	2,000	1,500
Charitable activities	133	—	—	133	—
Other resources used	5,395	—	—	5,395	10,314
Church Administration	123,931	—	—	123,931	104,010
<b>Total expenditure</b>	<b>132,929</b>	<b>—</b>	<b>—</b>	<b>132,929</b>	<b>116,634</b>
<b>Net income / (expenditure) resources before transfer</b>	<b>(59,452)</b>	<b>5</b>	<b>—</b>	<b>(59,447)</b>	<b>(16,309)</b>
<b>Transfers</b>					
Gross transfers between funds - in	10,000	—	—	10,000	20,165
Gross transfers between funds - out	(10,000)	—	—	(10,000)	(20,165)
<b>Other recognised gains / losses</b>					
Gains / losses on investment assets	130,000	—	—	130,000	—
Gains on revaluation, fixed assets, charity's own use	—	—	—	—	—
<b>Net movement in funds</b>	<b>70,548</b>	<b>5</b>	<b>—</b>	<b>70,553</b>	<b>(16,309)</b>
<b>Total funds brought forward</b>	<b>378,695</b>	<b>11,484</b>	<b>—</b>	<b>390,179</b>	<b>406,487</b>
<b>Total funds carried forward</b>	<b>449,244</b>	<b>11,488</b>	<b>—</b>	<b>460,732</b>	<b>390,179</b>
<b>Represented by</b>					
<b>Unrestricted</b>					
General fund	17,056	—	—	17,056	11,416
<b>Designated</b>					
Birthday Fund	1,556	—	—	1,556	2,815
Choir Fund	691	—	—	691	801
Clergy Expense Fund	6,076	—	—	6,076	6,076
Dunbar Trust Fund	2,074	—	—	2,074	1,978
Fabric Fund	394,842	—	—	394,842	322,560
Flower Fund	1,934	—	—	1,934	1,998
Hall & Sunday School Fund	17,535	—	—	17,535	22,601
Organ Fund	5,912	—	—	5,912	7,165
Social Committee Fund	1,026	—	—	1,026	772
T M Baxter Fund	543	—	—	543	512
<b>Restricted</b>					
Bell Fund	—	10,371	—	10,371	10,367
Parish Clerk Fund	—	205	—	205	205
Youth Club Fund	—	913	—	913	912

## Statement of assets and liabilities

	General	Designated	Restricted	Endowment	This year	Last year
<b>Fixed assets - Investments</b>						
Fabric Fund Investment Shares Accumulati -	—	350,000	—	—	350,000	250,000
<b>Totals</b>	<b>—</b>	<b>350,000</b>	<b>—</b>	<b>—</b>	<b>350,000</b>	<b>250,000</b>
<b>Current assets - Cash at bank and in hand</b>						
General Current HSBC -	14,983	—	—	—	14,983	7,844
General Deposit HSBC -	32	—	—	—	32	32
Hall & Sunday School HSBC -	—	11,285	—	—	11,285	16,351
Bell Deposit HSBC -	15	—	151	—	166	166
Birthday Deposit HSBC -	—	1,472	—	—	1,472	2,732
Choir Deposit HSBC -	—	173	—	—	173	283
Dunbar Deposit HSBC -	—	1,906	—	—	1,906	1,810
Fabric Deposit HSBC -	—	44,342	—	—	44,342	16,060
Flower Deposit HSBC -	—	1,934	—	—	1,934	1,998
Organ Deposit HSBC -	—	2,623	—	—	2,623	3,878
Parish Clerk Deposit HSBC -	—	—	0	—	0	0
General Deposit CBF -	25	—	—	—	25	25
Sunday School Deposit CBF -	—	6,250	—	—	6,250	6,250
Bell Deposit CBF -	—	—	10,220	—	10,220	10,216
Birthday Deposit CBF -	—	84	—	—	84	84
Choir Deposit CBF -	—	519	—	—	519	519
Fabric Deposit CBF -	—	500	—	—	500	56,500
Organ Deposit CBF -	—	3,289	—	—	3,289	3,287
Thomas Moore Baxter Deposit Nat West -	—	492	—	—	492	462
Parish Clerk Deposit CBF -	—	—	205	—	205	205
Clergy Expenses Deposit CBF -	—	2,373	—	—	2,373	2,373
Social Committee -	—	1,026	—	—	1,026	772
Youth Club Deposit CBF -	—	—	913	—	913	912
<b>Totals</b>	<b>15,056</b>	<b>78,267</b>	<b>11,488</b>	<b>—</b>	<b>104,811</b>	<b>132,758</b>
<b>Current assets - Debtors</b>						
Accounts Receivable -	2,000	—	—	—	2,000	3,500
<b>Totals</b>	<b>2,000</b>	<b>—</b>	<b>—</b>	<b>—</b>	<b>2,000</b>	<b>3,500</b>
<b>Current assets - Investments</b>						
Clergy Expenses Investment COIF -	—	3,703	—	—	3,703	3,703
Thomas Moore Baxter Investmnet COIF -	—	57	—	—	57	57
Dunbar Trust CBF -	—	161	—	—	161	161
<b>Totals</b>	<b>—</b>	<b>3,921</b>	<b>—</b>	<b>—</b>	<b>3,921</b>	<b>3,921</b>
<b>Grand total</b>	<b>17,056</b>	<b>432,188</b>	<b>11,488</b>	<b>—</b>	<b>460,732</b>	<b>390,179</b>

## Balance sheet

	Total funds	Prior year funds
<b>Fixed assets</b>		
Investments	350,000	250,000
	<b>350,000</b>	<b>250,000</b>
<b>Current assets</b>		
Debtors	2,000	3,500
Investments	3,921	3,921
Cash at bank and in hand	104,811	132,758
	<b>110,732</b>	<b>140,179</b>
<b>Net current assets less current liabilities</b>	<b>110,732</b>	<b>140,179</b>
<b>Total assets less current liabilities</b>	<b>460,732</b>	<b>390,179</b>
<b>Total net assets less liabilities</b>	<b>460,732</b>	<b>390,179</b>
<b>Represented by</b>		
<b>Unrestricted</b>		
General fund	17,056	11,416
<b>Designated</b>		
Hall & Sunday School Fund	17,535	22,601
Flower Fund	1,934	1,998
Social Committee Fund	1,026	772
Fabric Fund	394,842	322,560
Clergy Expense Fund	6,076	6,076
T M Baxter Fund	543	512
Dunbar Trust Fund	2,074	1,978
Birthday Fund	1,556	2,815
Organ Fund	5,912	7,165
Choir Fund	691	801
<b>Restricted</b>		
Bell Fund	10,371	10,367
Parish Clerk Fund	205	205
Youth Club Fund	913	912
<b>Funds of the church</b>	<b>460,732</b>	<b>390,179</b>

The value of investments as at 31 December 2021 was as follows:

Browning Trust (Clergy Exp. Fund) 3703 CBF Invest. Shares	86,601	75,714
E.C. Dunbar Memorial Trust 161 Investment Shares	?????	3,292
Thomas Moore Baxter Memorial Trust 57 COIF Shares	1,171	1,024
Fabric Fund CBF Investment Fund 6066.92 shares (*6579.83 shares)	353,843	326,490*

Approved by the PCC on 3 February 2022

..... Chairman **Father Christopher Atkinson**

..... Treasurer **Alan G Payne**

## Receipts and Payments Account

	Total funds	Prior year funds
<b>General - General fund (Unrestricted)</b>		
<b>Receipts</b>		
Incoming resources from generated funds		
060 - Bank Interest HSBC	—	0
061 - Interest CBF	0	1
<i>Total Incoming resources from generated funds</i>	<u>0</u>	<u>1</u>
<i>Voluntary income</i>		
051 - Planned Giving NGA	1,667	2,249
052 - Gift Aid	31,762	35,579
053 - Cash Offerings	2,800	2,897
054 - Baptisms, Weddings, Funerals, Homes	419	3,139
056 - Donations	3,896	2,802
063 - Income Tax Repayment	12,221	10,791
064 - Special Collections Received	133	—
068 - Funeral Collections (Contra)	1,064	(83)
<i>Total Voluntary income</i>	<u>53,963</u>	<u>57,374</u>
<i>Activities for generating funds</i>		
057 - Events	—	1,025
090 - Receipts from Social Committee	2,000	1,500
091 - Magazine Advertising	29	155
<i>Total Activities for generating funds</i>	<u>2,029</u>	<u>2,680</u>
<i>Investment income</i>		
062 - Trust Income	204	223
093 - Clergy Expense Fund Interest	2,372	2,293
<i>Total Investment income</i>	<u>2,577</u>	<u>2,516</u>
Other incoming resources		
055 - Parish Fees	2,631	8,366
070 - Diocesan Fees	2,818	8,696
<i>Total Other incoming resources</i>	<u>5,448</u>	<u>17,063</u>
<b>Total Receipts</b>	<b><u>64,018</u></b>	<b><u>79,634</u></b>
<b>Payments</b>		
Charitable activities		
075 - Special Collections Paid	133	—
<i>Total Charitable activities</i>	<u>133</u>	<u>—</u>
Other resources used		
072 - Funeral Collections Contra Expend	1,064	(83)
073 - Fees Contra Expend to 55	1,513	1,670
087 - Assigned Fees Expend contra to acc 070	2,818	8,696
<i>Total Other resources used</i>	<u>5,395</u>	<u>10,283</u>
Church Administration		
077 - Diocesan & Deanery Share	31,899	54,819
078 - Electricity	864	964
079 - Heating	5,203	5,246
080 - Cleaning & Sundry	577	632
081 - Insurance	7,254	7,087
082 - Church Services (Wine, Wafer, Candles)	677	1,034
083 - Staff Costs	5,056	5,035
084 - Magazine Costs	—	763
086 - Other Repairs	7,281	2,183
088 - Printing & Stationery	2,360	1,529
089 - Clergy & Office Expenses	1,679	2,124
<i>Total Church Administration</i>	<u>62,851</u>	<u>81,417</u>

<b>Total Payments</b>	<b>68,379</b>	<b>91,700</b>
Excess of Incoming resources over Resources used	(4,361)	(12,066)
Brought forward balance	11,416	3,318
Transfers to/(from)	10,000	20,165
<b>Carried forward balance</b>	<b>17,056</b>	<b>11,416</b>

**B-Hall - Hall & Sunday School Fund (Designated)**

**Receipts**

Incoming resources from generated funds		
232 - Hall & SS Interest CBF	3	27
<i>Total Incoming resources from generated funds</i>	<u>3</u>	<u>27</u>

*Activities for generating funds*

231 - Hall & SS Hire of Hall	3,588	4,165
<i>Total Activities for generating funds</i>	<u>3,588</u>	<u>4,165</u>

<b>Total Receipts</b>	<b>3,591</b>	<b>4,192</b>
-----------------------	--------------	--------------

**Payments**

Church Administration		
236 - Hall Electricity	807	498
237 - Hall Heating	687	871
238 - Hall Insurance	588	574
239 - Hall Water & Sewage	516	501
240 - Hall Repairs and Renewals	517	930
241 - Hall Caretaker & Opening Fees	5,530	5,448
243 - Hall Sundry Expenses	11	—
<i>Total Church Administration</i>	<u>8,657</u>	<u>8,822</u>

<b>Total Payments</b>	<b>8,657</b>	<b>8,822</b>
-----------------------	--------------	--------------

Excess of Incoming resources over Resources used	(5,066)	(4,631)
Brought forward balance	22,601	27,232
<b>Carried forward balance</b>	<b>17,535</b>	<b>22,601</b>

**C-SocCom - Social Committee Fund (Designated)**

**Receipts**

Incoming resources from generated funds		
<i>Activities for generating funds</i>		
105 - Social Committee Events	799	484
107 - Social Committee 59 Club Receipts	2,925	2,011
<i>Total Activities for generating funds</i>	<u>3,724</u>	<u>2,495</u>

<b>Total Receipts</b>	<b>3,724</b>	<b>2,495</b>
-----------------------	--------------	--------------

**Payments**

Cost of generating funds		
<i>Cost of generating voluntary income</i>		
113 - Social Committee 59 Club Prizes	1,470	810
<i>Total Cost of generating voluntary income</i>	<u>1,470</u>	<u>810</u>
<i>Fundraising trading cost of goods sold and other costs</i>		
111 - To PCC Account (transfer)	2,000	1,500
<i>Total Fundraising trading cost of goods sold and other costs</i>	<u>2,000</u>	<u>1,500</u>

Other resources used		
110 - Social Club Expenses	—	31
<i>Total Other resources used</i>	<u>—</u>	<u>31</u>

<b>Total Payments</b>	<b>3,470</b>	<b>2,341</b>
-----------------------	--------------	--------------

Excess of Incoming resources over Resources used	254	154
Brought forward balance	772	618
<b>Carried forward balance</b>	<b>1,026</b>	<b>772</b>

#### D-Fabric - Fabric Fund (Designated)

##### Receipts

Incoming resources from generated funds		
125 - Fabric Interest CBF	24	240
126 - Fabric Interest HSBC	2	31
<i>Total Incoming resources from generated funds</i>	<u>26</u>	<u>270</u>

##### Voluntary income

120 - Fabric Donations	—	12,857
<i>Total Voluntary income</i>	<u>—</u>	<u>12,857</u>

##### Total Receipts

**26**                      **13,128**

##### Payments

Church Administration		
131 - Fabric Quinquennial Repairs	46,994	11,856
132 - Fabric Architect Fees	750	926
<i>Total Church Administration</i>	<u>47,744</u>	<u>12,783</u>

##### Total Payments

**47,744**                      **12,783**

Excess of Incoming resources over Resources used	(47,718)	345
Brought forward balance	322,560	342,215
Transfers to/(from)	(10,000)	(20,000)
Gains & losses	130,000	—
<b>Carried forward balance</b>	<b>394,842</b>	<b>322,560</b>

#### E-ClergyEx - Clergy Expense Fund (Designated)

Brought forward balance	6,076	6,076
<b>Carried forward balance</b>	<b>6,076</b>	<b>6,076</b>

#### F-BaxNWe - T M Baxter Fund (Designated)

##### Receipts

Incoming resources from generated funds		
150 - T M Baxter Interest	30	30
<i>Total Incoming resources from generated funds</i>	<u>30</u>	<u>30</u>

##### Total Receipts

**30**                      **30**

Excess of Incoming resources over Resources used	30	30
Brought forward balance	512	483
<b>Carried forward balance</b>	<b>543</b>	<b>512</b>

#### G-Dunbar - Dunbar Trust Fund (Designated)

##### Receipts

Incoming resources from generated funds		
155 - E C Dunbar Interest CBF	96	92
156 - E C Dunbar Interest HSBC	0	2
<i>Total Incoming resources from generated funds</i>	<u>96</u>	<u>94</u>

##### Total Receipts

**96**                      **94**

Excess of Incoming resources over Resources used	96	94
Brought forward balance	1,978	1,884

	<b>Carried forward balance</b>	<b>2,074</b>	<b>1,978</b>
<b>H-Bell - Bell Fund (Restricted)</b>			
<b>Receipts</b>			
Incoming resources from generated funds			
162 - Bell Interest HSBC		—	0
163 - Bell Interest CBF		4	43
	<i>Total Incoming resources from generated funds</i>	4	43
<b>Total Receipts</b>		<b>4</b>	<b>43</b>
Excess of Incoming resources over Resources used		4	43
Brought forward balance		10,367	10,323
	<b>Carried forward balance</b>	<b>10,371</b>	<b>10,367</b>
<b>J-Birthday - Birthday Fund (Designated)</b>			
<b>Receipts</b>			
Incoming resources from generated funds			
171 - Birthday Interest HSBC		0	3
172 - Birthday Interest CBF		0	0
	<i>Total Incoming resources from generated funds</i>	0	4
<i>Voluntary income</i>			
170 - Birthday Donations		180	285
	<i>Total Voluntary income</i>	180	285
<b>Total Receipts</b>		<b>180</b>	<b>289</b>
<b>Payments</b>			
Church Administration			
175 - Birthday Payments		1,440	712
	<i>Total Church Administration</i>	1,440	712
<b>Total Payments</b>		<b>1,440</b>	<b>712</b>
Excess of Incoming resources over Resources used		(1,260)	(423)
Brought forward balance		2,815	3,238
	<b>Carried forward balance</b>	<b>1,556</b>	<b>2,815</b>
<b>K-Organ - Organ Fund (Designated)</b>			
<b>Receipts</b>			
Incoming resources from generated funds			
181 - Organ Interest HSBC		0	4
182 - Organ Interest CBF		1	14
	<i>Total Incoming resources from generated funds</i>	2	18
<i>Voluntary income</i>			
180 - Organ Donations incl Tutor Fees		1,760	—
	<i>Total Voluntary income</i>	1,760	—
<b>Total Receipts</b>		<b>1,762</b>	<b>18</b>
<b>Payments</b>			
Church Administration			
185 - Organ Repairs incl Piano		3,015	65
	<i>Total Church Administration</i>	3,015	65
<b>Total Payments</b>		<b>3,015</b>	<b>65</b>
Excess of Incoming resources over Resources used		(1,253)	(47)

Brought forward balance		7,165	7,212
	<b>Carried forward balance</b>	<b>5,912</b>	<b>7,165</b>

#### L-Choir - Choir Fund (Designated)

##### Receipts

Incoming resources from generated funds			
192 - Choir Interest HSBC		0	0
193 - Choir Interest CBF		0	2
	<i>Total Incoming resources from generated funds</i>	<i>0</i>	<i>3</i>

##### Total Receipts

<b>0</b>	<b>3</b>
----------	----------

##### Payments

Church Administration			
197 - Choir RSCM Fee		110	107
198 - Choir Robes & Other Expenses		—	45
	<i>Total Church Administration</i>	<i>110</i>	<i>152</i>

##### Total Payments

<b>110</b>	<b>152</b>
------------	------------

Excess of Incoming resources over Resources used		(110)	(149)
Brought forward balance		801	950
	<b>Carried forward balance</b>	<b>691</b>	<b>801</b>

#### M-Flower - Flower Fund (Designated)

##### Receipts

Incoming resources from generated funds			
200 - Flower Interest HSBC		0	2
	<i>Total Incoming resources from generated funds</i>	<i>0</i>	<i>2</i>

##### Voluntary income

201 - Flower Donations		50	396
	<i>Total Voluntary income</i>	<i>50</i>	<i>396</i>

##### Total Receipts

<b>50</b>	<b>398</b>
-----------	------------

##### Payments

Church Administration			
209 - Cost of Flowers		114	60
	<i>Total Church Administration</i>	<i>114</i>	<i>60</i>

##### Total Payments

<b>114</b>	<b>60</b>
------------	-----------

Excess of Incoming resources over Resources used		(64)	337
Brought forward balance		1,998	1,660
	<b>Carried forward balance</b>	<b>1,934</b>	<b>1,998</b>

#### N-ParishCI - Parish Clerk Fund (Restricted)

Brought forward balance		205	369
Transfers to/(from)		—	(165)
	<b>Carried forward balance</b>	<b>205</b>	<b>205</b>

**O-YClubC - Youth Club Fund (Restricted)**

**Receipts**

Incoming resources from generated funds

221 - Youth Club Interest CBF

*Total Incoming resources from generated funds*

0 4

0 4

**Total Receipts**

0 4

Excess of Incoming resources over Resources used

Brought forward balance

0 4

912 908

**Carried forward balance**

**913 912**

## Balance sheet

	Total funds	Prior year funds
<b>Fixed assets</b>		
Investments	350,000	250,000
	<b>350,000</b>	<b>250,000</b>
<b>Current assets</b>		
Debtors	2,000	3,500
Investments	3,921	3,921
Cash at bank and in hand	104,811	132,758
	<b>110,732</b>	<b>140,179</b>
<b>Net current assets less current liabilities</b>	<b>110,732</b>	<b>140,179</b>
<b>Total assets less current liabilities</b>	<b>460,732</b>	<b>390,179</b>
<b>Total net assets less liabilities</b>	<b>460,732</b>	<b>390,179</b>
<b>Represented by</b>		
<b>Unrestricted</b>		
General fund	17,056	11,416
<b>Designated</b>		
Hall & Sunday School Fund	17,535	22,601
Flower Fund	1,934	1,998
Social Committee Fund	1,026	772
Fabric Fund	394,842	322,560
Clergy Expense Fund	6,076	6,076
T M Baxter Fund	543	512
Dunbar Trust Fund	2,074	1,978
Birthday Fund	1,556	2,815
Organ Fund	5,912	7,165
Choir Fund	691	801
<b>Restricted</b>		
Bell Fund	10,371	10,367
Parish Clerk Fund	205	205
Youth Club Fund	913	912
<b>Funds of the church</b>	<b>460,732</b>	<b>390,179</b>

The value of investments as at 31 December 2021 was as follows:

Browning Trust (Clergy Exp. Fund) 3703 CBF Invest. Shares	86,601	75,714
E.C. Dunbar Memorial Trust 161 Investment Shares	3765 <del>2299?</del>	3,292
Thomas Moore Baxter Memorial Trust 57 COIF Shares	1,171	1,024
Fabric Fund CBF Investment Fund 6066.92 shares (*6579.83 shares)	353,843	326,490*

Approved by the PCC on 3 February 2022

 Chairman

Father Christopher Atkinson

 Treasurer

Alan G Payne

**Independent Examiner's Report to the Bourne Parochial Church Council of The Parish & Abbey Church of St Peter and St Paul.**

I report on the accounts for the year ended 31<sup>st</sup> December 2021 which are set out on the annexed pages.

**Respective responsibilities of the Trustees and Independent Examiner**

The charity's trustees consider that an audit is not required for this year under section 144(2) of the Charities Act 2011 (the 2011 Act) and that an independent examination is needed.

It is my responsibility to:

- examine the accounts under section 145 of the 2011 Act;
- follow the procedures laid down in the General Directions given by the Charity Commissioners section 145(5)(b) of the 2011 Act; and
- state whether particular matters have come to my attention.

**Basis of Independent Examiner's Statement**

My examination was carried out in accordance with the General Directions given by the Charity Commission.

An examination includes a review of the accounting records kept by the charity and a comparison of the accounts presented with those records. It also includes consideration of any unusual items or disclosures in the accounts and seeking explanations from the management committee concerning any such matters. The procedures undertaken do not provide all the evidence that would be required in a full audit, and consequently I do not express an audit opinion on the accounts.

**Independent Examiner's Statement**

In connection with my examination, no matters have come to my attention:

1. which give me reasonable cause to believe that in any material respect the requirements
  - to keep accounting records in accordance with s.130 of the 2011 Act; or
  - to prepare accounts which accord with these accounting records have not been met; or
2. to which, in my opinion, attention should be drawn in order to enable a proper understanding of the accounts to be reached.



Hazel Bell, FCCA  
16 Great Northern Gardens,  
Bourne

Date: 4<sup>th</sup> March 2022

---

# Accounts

---

**The Abbey and Parish Church  
of  
St. Peter and St. Paul**

Registered Charity in England and Wales No. 1132631

**Financial Statements  
Year ending 31 December 2020**

**Incumbent:**

**Revd Fr. Chris Atkinson**

**The Vicarage  
Church Walk  
Bourne  
Lincs**

**Bank:**

**HSBC Bank PLC  
Bourne**

**Independent Examiner:**

**Peter Berry & Co  
8 Exeter Street  
Bourne**

## Financial Review of Year 2020

The financial performance in 2020 was significantly affected by the Covid 19 Virus which required a reduction / lockdown of services and other activities from March to December. This restriction is expected to continue into 2021 for a number of months.

The General Account showed a decrease in Total Income of 23% and a Total Expenditure reduction of 17.3% leaving a deficit of £12066 (deficit in 2019 was £7,626). A transfer of £20,000 from The Fabric Fund was made to support the General Fund. Also a transfer in of £165 following the closure of the HSBC Parish Clerk account leaving a fund balance of £11416 (includes a £3500 accrual).

Total Income £79,634 (£103,232 in 2019) included the following main items:

The Total Voluntary Income of £57,374 was down on last year by 24% or £17,824. Fund Raising Activities in total were down by £4,840 to £2,680 but this included £1,500 donated by the Social Committee. Net Fees, including some late receipts from 2019, were up by £1,745.

Total Expenditure £91,700 (£110,858 in 2019) included the following main items:

Diocesan Share £54,819 (same as last year). Insurance at £7,087 decreased by £351. Staff costs at £5035 were down £235 on 2019.

There were no special collections.

The Hall and Sunday School account had a deficit of £4,631 on the year (surplus of £2,359 in 2019). Hall Lettings at £4,165 were down on last year by £9,466. Expenses at £8,822 were down on last year by £2508.

The Fabric Fund had a surplus of £345 on the year (deficit of £24,164 in 2019) with income at £13,128 (£20,121 in 2019) and expenditure at £12,783 (£44,285 in 2019). The income included a grant of £7,856 from the Listed Places of Worship Grant Scheme (VAT refund on Development costs). The expenditure included £12,782 on phase two of the Development Project. A sum of £20,000 was transferred out to support the General Fund.

The Fabric Fund has a total balance of £322,560 (£342,215 in 2019) with £243,019 restricted to Restoration, £54,634 restricted to the Fabric and £24,907 remaining unrestricted. The nominal investment of £250,000 made in a C of E Investment Fund in 2018 was valued at £326,490 on 31 Dec 2020.

The Birthday Fund had a deficit of £423 (£955 deficit in 2019) including £285 of donations and £712 of expenditure.

The Social Committee donated £1,500 to the PCC General Account.

The Appendix includes a summary of the accounts for the new Bourne PCC Mahajanga Support Fund. This fund is not incorporated into any Bourne PCC Funds and is limited solely to the purpose declared.

## Accounting policies

The following statements have been prepared in accordance with the Church Accounting Regulations 2015 together with applicable accounting standards and the Charities SORP.

As the total of both income and expenditure as shown is in excess of £100,000 the Accounts have been prepared on an Income and Expenditure basis, making adjustments for sums due to the PCC and amounts owing by the PCC as at 31st December 2020.

No account has been taken of any increase or decrease in the value of investments in the preparation of the accounts.

The value of the investments as notified by the CBF and the COIF is stated by way of note on the Balance Sheet.

The PCC owns no material assets other than those shown by way of note on the Balance Sheet. These have not been valued as no sale is anticipated.

Due to the rounding of figures to the nearest whole £1 some of the columns may not appear to add up correctly.

The notes referred to in the accounts and included at the end of the accounts are by way of information and do not form part of the statutory accounts.

## Statement of Financial Activities

	Unrestricted funds	Restricted funds	Endowment funds	Total funds	Prior year total funds
<b>Incoming resources</b>					
Incoming resources from generated funds	447	47	—	495	1,181
Voluntary income	70,912	—	—	70,912	97,550
Activities for generating funds	9,340	—	—	9,340	27,873
Investment income	2,516	—	—	2,516	2,480
Other incoming resources	17,063	—	—	17,063	18,032
<b>Total incoming resources</b>	<b>100,278</b>	<b>47</b>	<b>—</b>	<b>100,326</b>	<b>147,115</b>
<b>Resources used</b>					
Cost of generating funds					
Cost of generating voluntary income	810	—	—	810	1,440
Fundraising trading cost of goods sold and other costs	1,500	—	—	1,500	4,000
Charitable activities	—	—	—	—	2,022
Other resources used	10,314	—	—	10,314	21,377
Church Administration	104,010	—	—	104,010	146,819
<b>Total resources used</b>	<b>116,634</b>	<b>—</b>	<b>—</b>	<b>116,634</b>	<b>175,658</b>
<b>Net income / (expenditure)</b>	<b>(16,356)</b>	<b>47</b>	<b>—</b>	<b>(16,309)</b>	<b>(28,543)</b>
<b>Transfers</b>					
Gross transfers between funds - in	20,165	—	—	20,165	—
Gross transfers between funds - out	(20,000)	(165)	—	(20,165)	—
<b>Net income / (expenditure)</b>	<b>(16,191)</b>	<b>(118)</b>	<b>—</b>	<b>(16,309)</b>	<b>(28,543)</b>
<b>Other recognised gains / losses</b>					
<b>Net movement in funds</b>	<b>(16,191)</b>	<b>(118)</b>	<b>—</b>	<b>(16,309)</b>	<b>(28,543)</b>
<b>Total funds brought forward</b>	<b>394,886</b>	<b>11,601</b>	<b>—</b>	<b>406,487</b>	<b>435,030</b>
<b>Total funds carried forward</b>	<b>378,695</b>	<b>11,484</b>	<b>—</b>	<b>390,179</b>	<b>406,487</b>
<b>Represented by</b>					
<b>Unrestricted</b>					
General fund	11,416	—	—	11,416	3,318
<b>Designated</b>					
Birthday Fund	2,815	—	—	2,815	3,238
Choir Fund	801	—	—	801	950
Clergy Expense Fund	6,076	—	—	6,076	6,076
Dunbar Trust Fund	1,978	—	—	1,978	1,884
Fabric Fund	322,560	—	—	322,560	342,215
Flower Fund	1,998	—	—	1,998	1,660
Hall & Sunday School Fund	22,601	—	—	22,601	27,232
Organ Fund	7,165	—	—	7,165	7,212
Social Committee Fund	772	—	—	772	618
T M Baxter Fund	512	—	—	512	483
<b>Restricted</b>					
Bell Fund	—	10,367	—	10,367	10,323
Parish Clerk Fund	—	205	—	205	369
Youth Club Fund	—	912	—	912	908

## Balance sheet

	Total funds	Prior year funds
<b>Current assets</b>		
Investments	250,000	250,000
	<b>250,000</b>	<b>250,000</b>
<b>Current assets</b>		
Debtors	3,500	3,500
Investments	3,921	3,921
Cash at bank and in hand	132,758	149,066
	<b>140,179</b>	<b>156,487</b>
<b>Net current assets less current liabilities</b>	<b>140,179</b>	<b>156,487</b>
<b>Total assets less current liabilities</b>	<b>390,179</b>	<b>406,487</b>
<b>Total net assets less liabilities</b>	<b>390,179</b>	<b>406,487</b>
<b>Represented by</b>		
<b>Unrestricted</b>		
General fund	11,416	3,318
<b>Designated</b>		
Hall & Sunday School Fund	22,601	27,232
Flower Fund	1,998	1,660
Social Committee Fund	772	618
Fabric Fund	322,560	342,215
Clergy Expense Fund	6,076	6,076
T M Baxter Fund	512	483
Dunbar Trust Fund	1,978	1,884
Birthday Fund	2,815	3,238
Organ Fund	7,165	7,212
Choir Fund	801	950
<b>Restricted</b>		
Bell Fund	10,367	10,323
Parish Clerk Fund	205	369
Youth Club Fund	912	908
<b>Funds of the church</b>	<b>390,179</b>	<b>406,487</b>

The value of investments as at 31 December 2020 was as follows:

Browning Trust (Clergy Exp Fund) 3703 CBF Invest. Shares	75,714	70,983
E.C. Dunbar Memorial Trust 161 Invest Shares	3,292	3,086
Thomas Moore Baxter Memorial Trust 57 COIF Shares	1,024	965
Fabric Fund CBF Investment Fund 6579.83 shares	326,490	296,855

Other Assets:

Freehold Church Hall and Carpark  
Freehold of Dyke Mission Hall (Let to Dyke Village Hall Committee)

Approved by the PCC on 15 April 2021

.....	<b>Chairman</b>	<b>Father Christopher Atkinson</b>
.....	<b>Treasurer</b>	<b>Alan G Payne</b>

## Statement of assets and liabilities

	General	Designated	Restricted	Endowment	This year	Last year
<b>Current assets - Investments</b>						
Fabric Fund Investment Shares Accumulati -	—	250,000	—	—	250,000	250,000
<b>Totals</b>	<b>—</b>	<b>250,000</b>	<b>—</b>	<b>—</b>	<b>250,000</b>	<b>250,000</b>
<b>Current assets - Cash at bank and in hand</b>						
General Current HSBC -	7,844	—	—	—	7,844	(254)
General Deposit HSBC -	32	—	—	—	32	32
Hall & Sunday School HSBC -	—	16,351	—	—	16,351	20,982
Bell Deposit HSBC -	15	—	151	—	166	166
Birthday Deposit HSBC -	—	2,732	—	—	2,732	3,155
Choir Deposit HSBC -	—	283	—	—	283	434
Dunbar Deposit HSBC -	—	1,810	—	—	1,810	1,716
Fabric Deposit HSBC -	—	16,060	—	—	16,060	35,715
Flower Deposit HSBC -	—	1,998	—	—	1,998	1,660
Organ Deposit HSBC -	—	3,878	—	—	3,878	3,939
Parish Clerk Deposit HSBC -	—	—	0	—	0	165
General Deposit CBF -	25	—	—	—	25	25
Sunday School Deposit CBF -	—	6,250	—	—	6,250	6,250
Bell Deposit CBF -	—	—	10,216	—	10,216	10,173
Birthday Deposit CBF -	—	84	—	—	84	83
Choir Deposit CBF -	—	519	—	—	519	516
Fabric Deposit CBF -	—	56,500	—	—	56,500	56,500
Organ Deposit CBF -	—	3,287	—	—	3,287	3,273
Thomas Moore Baxter Deposit Nat West -	—	462	—	—	462	433
Parish Clerk Deposit CBF -	—	—	205	—	205	205
Clergy Expenses Deposit CBF -	—	2,373	—	—	2,373	2,373
Social Committee -	—	772	—	—	772	618
Youth Club Deposit CBF -	—	—	912	—	912	908
<b>Totals</b>	<b>7,916</b>	<b>113,358</b>	<b>11,484</b>	<b>—</b>	<b>132,758</b>	<b>149,066</b>
<b>Current assets - Debtors</b>						
Accounts Receivable -	3,500	—	—	—	3,500	3,500
<b>Totals</b>	<b>3,500</b>	<b>—</b>	<b>—</b>	<b>—</b>	<b>3,500</b>	<b>3,500</b>
<b>Current assets - Investments</b>						
Clergy Expenses Investment COIF -	—	3,703	—	—	3,703	3,703
Thomas Moore Baxter Investmnet COIF -	—	57	—	—	57	57
Dunbar Trust CBF -	—	161	—	—	161	161
<b>Totals</b>	<b>—</b>	<b>3,921</b>	<b>—</b>	<b>—</b>	<b>3,921</b>	<b>3,921</b>
<b>Grand total</b>	<b>11,416</b>	<b>367,279</b>	<b>11,484</b>	<b>—</b>	<b>390,179</b>	<b>406,487</b>

## Fund movement by type

	Opening	Incoming	Outgoing	Transfers	Gains/losses	Closing
<b>General - General fund</b>						
Unrestricted	3,318	79,634	91,700	20,165	—	11,416
<b>Sub-total for General</b>	<b>3,318</b>	<b>79,634</b>	<b>91,700</b>	<b>20,165</b>	<b>—</b>	<b>11,416</b>
<b>B-Hall - Hall &amp; Sunday School</b>						
Designated	27,232	4,192	8,822	—	—	22,601
<b>Sub-total for B-Hall</b>	<b>27,232</b>	<b>4,192</b>	<b>8,822</b>	<b>—</b>	<b>—</b>	<b>22,601</b>
<b>C-SocCom - Social Committee Fun</b>						
Designated	618	2,495	2,341	—	—	772
<b>Sub-total for C-SocCom</b>	<b>618</b>	<b>2,495</b>	<b>2,341</b>	<b>—</b>	<b>—</b>	<b>772</b>
<b>D-Fabric - Fabric Fund</b>						
Designated	342,215	13,128	12,783	(20,000)	—	322,560
<b>Sub-total for D-Fabric</b>	<b>342,215</b>	<b>13,128</b>	<b>12,783</b>	<b>(20,000)</b>	<b>—</b>	<b>322,560</b>
<b>E-ClergyEx - Clergy Expense Fund</b>						
Designated	6,076	—	—	—	—	6,076

Sub-total for E-ClergyEx	6,076	—	—	—	—	6,076
<b>F-BaxNWe - T M Baxter Fund</b>						
Designated	483	30	—	—	—	512
Sub-total for F-BaxNWe	483	30	—	—	—	512
<b>G-Dunbar - Dunbar Trust Fund</b>						
Designated	1,884	94	—	—	—	1,978
Sub-total for G-Dunbar	1,884	94	—	—	—	1,978
<b>H-Bell - Bell Fund</b>						
Restricted	10,323	43	—	—	—	10,367
Sub-total for H-Bell	10,323	43	—	—	—	10,367
<b>J-Birthday - Birthday Fund</b>						
Designated	3,238	289	712	—	—	2,815
Sub-total for J-Birthday	3,238	289	712	—	—	2,815
<b>K-Organ - Organ Fund</b>						
Designated	7,212	18	65	—	—	7,165
Sub-total for K-Organ	7,212	18	65	—	—	7,165
<b>L-Choir - Choir Fund</b>						
Designated	950	3	152	—	—	801
Sub-total for L-Choir	950	3	152	—	—	801
<b>M-Flower - Flower Fund</b>						
Designated	1,660	398	60	—	—	1,998
Sub-total for M-Flower	1,660	398	60	—	—	1,998
<b>N-ParishCI - Parish Clerk Fund</b>						
Restricted	369	—	—	(165)	—	205
Sub-total for N-ParishCI	369	—	—	(165)	—	205
<b>O-YClubC - Youth Club Fund</b>						
Restricted	908	4	—	—	—	912
Sub-total for O-YClubC	908	4	—	—	—	912
<b>Grand total</b>	<b>406,487</b>	<b>100,326</b>	<b>116,634</b>	<b>—</b>	<b>—</b>	<b>390,179</b>

## Analysis of income and expenditure

	Unrestricted	Designated	Restricted	Endowment	Total	
					This year	Last year

## INCOME AND ENDOWMENTS

### Incoming resources from generated funds

060 - Bank Interest HSBC	0	—	—	—	0	0
061 - Interest CBF	1	—	—	—	1	2
125 - Fabric Interest CBF	—	240	—	—	240	715
126 - Fabric Interest HSBC	—	31	—	—	31	128
150 - T M Baxter Interest	—	30	—	—	30	29
155 - E C Dunbar Interest CBF	—	92	—	—	92	90
156 - E C Dunbar Interest HSBC	—	2	—	—	2	3
162 - Bell Interest HSBC	—	—	0	—	0	0
163 - Bell Interest CBF	—	—	43	—	43	93
171 - Birthday Interest HSBC	—	3	—	—	3	9
172 - Birthday Interest CBF	—	0	—	—	0	1
181 - Organ Interest HSBC	—	4	—	—	4	6
182 - Organ Interest CBF	—	14	—	—	14	30
192 - Choir Interest HSBC	—	0	—	—	0	1
193 - Choir Interest CBF	—	2	—	—	2	5
200 - Flower Interest HSBC	—	2	—	—	2	3
221 - Youth Club Interest CBF	—	—	4	—	4	8
232 - Hall & SS Interest CBF	—	27	—	—	27	57
<b>Total</b>	<b>1</b>	<b>446</b>	<b>47</b>	<b>—</b>	<b>495</b>	<b>1,181</b>

**Incoming resources from generated funds - Voluntary income**

051 - Planned Giving NGA	2,249	—	—	—	2,249	2,503
052 - Gift Aid	35,579	—	—	—	35,579	39,692
053 - Cash Offerings	2,897	—	—	—	2,897	8,174
054 - Baptisms, Weddings, Funerals, Homes	3,139	—	—	—	3,139	2,665
056 - Donations	2,802	—	—	—	2,802	3,839
063 - Income Tax Repayment	10,791	—	—	—	10,791	8,756
064 - Special Collections Received	—	—	—	—	—	1,972
068 - Funeral Collections (Contra)	(83)	—	—	—	(83)	7,597
120 - Fabric Donations	—	12,857	—	—	12,857	7,700
121 - Fabric Appeals	—	—	—	—	—	11,578
161 - Bell Donations	—	—	—	—	—	25
170 - Birthday Donations	—	285	—	—	285	641
180 - Organ Donations incl Tutor Fees	—	—	—	—	—	1,792
201 - Flower Donations	—	396	—	—	396	617
<b>Total</b>	<b>57,374</b>	<b>13,538</b>	<b>—</b>	<b>—</b>	<b>70,912</b>	<b>97,550</b>

**Incoming resources from generated funds - Activities for generating funds**

057 - Events	1,025	—	—	—	1,025	2,073
090 - Receipts from Social Committee	1,500	—	—	—	1,500	4,000
091 - Magazine Advertising	155	—	—	—	155	1,447
105 - Social Committee Events	—	484	—	—	484	3,504
107 - Social Committee 59 Club Receipts	—	2,011	—	—	2,011	3,061
183 - Organ Money Raising Events	—	—	—	—	—	157
231 - Hall & SS Hire of Hall	—	4,165	—	—	4,165	13,631
<b>Total</b>	<b>2,680</b>	<b>6,660</b>	<b>—</b>	<b>—</b>	<b>9,340</b>	<b>27,873</b>

**Incoming resources from generated funds - Investment income**

062 - Trust Income	223	—	—	—	223	217
093 - Clergy Expense Fund Interest	2,293	—	—	—	2,293	2,264
<b>Total</b>	<b>2,516</b>	<b>—</b>	<b>—</b>	<b>—</b>	<b>2,516</b>	<b>2,480</b>

**Other incoming resources**

055 - Parish Fees	8,366	—	—	—	8,366	12,167
070 - Diocesan Fees	8,696	—	—	—	8,696	5,865
<b>Total</b>	<b>17,063</b>	<b>—</b>	<b>—</b>	<b>—</b>	<b>17,063</b>	<b>18,032</b>
<b>INCOME TOTAL</b>	<b>79,634</b>	<b>20,645</b>	<b>47</b>	<b>—</b>	<b>100,326</b>	<b>147,115</b>

**EXPENDITURE****Cost of generating funds - Cost of generating voluntary income**

113 - Social Committee 59 Club Prizes	—	810	—	—	810	1,440
<b>Total</b>	<b>—</b>	<b>810</b>	<b>—</b>	<b>—</b>	<b>810</b>	<b>1,440</b>

**Cost of generating funds - Fundraising trading cost of goods sold and other costs**

111 - To PCC Account (transfer)	—	1,500	—	—	1,500	4,000
<b>Total</b>	<b>—</b>	<b>1,500</b>	<b>—</b>	<b>—</b>	<b>1,500</b>	<b>4,000</b>

**Charitable activities**

075 - Special Collections Paid	—	—	—	—	—	1,972
165 - Bell - Affiliation Donation to LDGBR	—	—	—	—	—	50
Total	—	—	—	—	—	2,022

**Other resources used**

072 - Funeral Collections Contra Expend	(83)	—	—	—	(83)	7,232
073 - Fees Contra Expend to 55	1,670	—	—	—	1,670	7,216
087 - Assigned Fees Expend contra to acc 070	8,696	—	—	—	8,696	5,865
110 - Social Club Expenses	—	31	—	—	31	1,064
Total	10,283	31	—	—	10,314	21,377

**Church Administration**

077 - Diocesan & Deanery Share	54,819	—	—	—	54,819	54,819
078 - Electricity	964	—	—	—	964	1,034
079 - Heating	5,246	—	—	—	5,246	5,054
080 - Cleaning & Sundry	632	—	—	—	632	601
081 - Insurance	7,087	—	—	—	7,087	7,438
082 - Church Services (Wine, Wafer, Candles)	1,034	—	—	—	1,034	2,339
083 - Staff Costs	5,035	—	—	—	5,035	5,270
084 - Magazine Costs	763	—	—	—	763	3,276
086 - Other Repairs	2,183	—	—	—	2,183	4,386
088 - Printing & Stationery	1,529	—	—	—	1,529	1,517
089 - Clergy & Office Expenses	2,124	—	—	—	2,124	2,839
130 - Fabric Repairs	—	—	—	—	—	2,468
131 - Fabric Quinquennial Repairs	—	11,856	—	—	11,856	40,445
132 - Fabric Architect Fees	—	926	—	—	926	1,372
175 - Birthday Payments	—	712	—	—	712	1,605
184 - Fees Paid incl Tutor Fees	—	—	—	—	—	240
185 - Organ Repairs incl Piano	—	65	—	—	65	233
197 - Choir RSCM Fee	—	107	—	—	107	105
198 - Choir Robes & Other Expenses	—	45	—	—	45	—
209 - Cost of Flowers	—	60	—	—	60	449
236 - Hall Electricity	—	498	—	—	498	591
237 - Hall Heating	—	871	—	—	871	1,085
238 - Hall Insurance	—	574	—	—	574	604
239 - Hall Water & Sewage	—	501	—	—	501	536
240 - Hall Repairs and Renewals	—	930	—	—	930	2,306
241 - Hall Caretaker & Opening Fees	—	5,448	—	—	5,448	6,208
Total	81,417	22,593	—	—	104,010	146,819
<b>EXPENDITURE TOTAL</b>	91,700	24,934	—	—	116,634	175,658

<b>GRAND TOTAL</b>	(12,066)	(4,290)	47	—	(16,309)	(28,543)
--------------------	----------	---------	----	---	----------	----------

**Independent Examiner's Report to the Parochial Church Council of  
The Abbey Church of St Peter & St Paul Bourne**

I report on the accounts for the year ended 31 December 2020 which are set out on the annexed pages.

**Respective responsibilities of the Parochial Church Council and Independent Examiner**

The charity's trustees consider that an audit is not required for this year under section 144(2) of the Charities Act 2011 (the 2011 Act) and that an independent examination is needed.

It is my responsibility to:-

- examine the accounts under section 145 of the 2011 Act;
- follow the procedures laid down in the General Directions given by the Charity Commissioners section 145(5)(b) of the 2011 Act; and
- state whether particular matters have come to my attention.

**Basis of Independent Examiner's Statement**

My examination was carried out in accordance with the General Directions given by the Charity Commission.

An examination includes a review of the accounting records kept by the charity and a comparison of the accounts presented with those records. It also includes consideration of any unusual items or disclosures in the accounts, and seeking explanations from the management committee concerning any such matters. The procedures undertaken do not provide all the evidence that would be required in a full audit, and consequently I do not express an audit opinion on the accounts.

**Independent Examiner's Statement**

In connection with my examination, no matter has come to my attention

1. which give me reasonable cause to believe that in any material respect the requirements
  - to keep accounting records in accordance with s.130 of the 2011 Act; or
  - to prepare accounts which accord with these accounting records have not been met; or
2. to which in my opinion, attention should be drawn in order to enable a proper understanding of the accounts to be reached.

P A Berry FCCA, FMAAT  
Peter Berry & Co  
Chartered Certified Accountants  
8 Exeter Street  
Bourne  
Lincs  
PE10 9NJ

14 May 2021

## Balance sheet

	Total funds	Prior year funds
<b>Current assets</b>		
Investments	250,000	250,000
	<u>250,000</u>	<u>250,000</u>
<b>Current assets</b>		
Debtors	3,500	3,500
Investments	3,921	3,921
Cash at bank and in hand	132,758	149,066
	<u>140,179</u>	<u>166,487</u>
<b>Net current assets less current liabilities</b>	<u>140,179</u>	<u>166,487</u>
<b>Total assets less current liabilities</b>	<u>390,179</u>	<u>406,487</u>
<b>Total net assets less liabilities</b>	<u>390,179</u>	<u>406,487</u>
<b>Represented by</b>		
<b>Unrestricted</b>		
General fund	11,416	3,318
<b>Designated</b>		
Hall & Sunday School Fund	22,601	27,232
Flower Fund	1,998	1,660
Social Committee Fund	772	618
Fabric Fund	322,560	342,215
Clergy Expense Fund	6,076	6,076
T M Baxter Fund	512	483
Dunbar Trust Fund	1,978	1,884
Birthday Fund	2,815	3,238
Organ Fund	7,165	7,212
Choir Fund	801	950
<b>Restricted</b>		
Bell Fund	10,367	10,323
Parish Clerk Fund	205	369
Youth Club Fund	912	908
<b>Funds of the church</b>	<u>390,179</u>	<u>406,487</u>



The value of investments as at 31 December 2020 was as follows:

Browning Trust (Clergy Exp Fund) 3703 CBF Invest. Shares	75,714	70,983
E.C. Dunbar Memorial Trust 161 Invest Shares	3,292	3,086
Thomas Moore Baxter Memorial Trust 57 COIF Shares	1,024	965
Fabric Fund CBF Investment Fund 6579.83 shares	326,490	296,855

Other Assets:

Freehold Church Hall and Carpark  
Freehold of Dyke Mission Hall (Let to Dyke Village Hall Committee)

Approved by the PCC on 15 April 2021

	Chairman	Father Christopher Atkinson
	Treasurer	Alan G Payne