

# THE PAROCHIAL CHURCH COUNCIL OF THE ECCLESIASTICAL PARISH OF SWINTON AND PENDLEBURY

England & Wales - Charity number 1131913

## Details

---

**Other names** SWINTON & PENDLEBURY PCC & ST PETER'S PCC, SWINTON

**Status** Registered

**Legal form** Previously excepted

**Registered** 2009-09-29

**Register** [View on the Charity Commission register](#)

## Contact

---

**Address** St. Peters Rectory  
Vicarage Road  
Swinton  
Manchester  
M27 0WA

**Phone** 01617941578

**Email** [PAROFFSANDP@BTCONNECT.COM](mailto:PAROFFSANDP@BTCONNECT.COM)

## Activities

---

**Objects:** Promoting in the ecclesiastical parish the whole mission of the Church.

**Activities:** Ministry and mission of Church of England parish, in an area covered by Salford City Council, with three church schools and parish hall. Maintenance of pastoral care, prayer and worship. Activities for young people including Sunday Schools and uniformed organisations. Education and musical work. Maintenance of historic buildings of significance (1 church listed Grade 1, 1 church listed Grade 2 \*).

## Classification

---

- **How:** Makes Grants To Organisations, Provides Buildings/facilities/open Space, Provides Services, Provides Advocacy/advice/information
- **What:** Religious Activities
- **Who:** The General Public/mankind

## Geography

---

- **Area of benefit:** UNDEFINED. IN PRACTICE, LOCAL.
- Salford City

## Finances

---

Period end	Income	Expenditure	Assets	Employees
2024-12-31	£211,102	£213,259	-	-
2023-12-31	£150,220	£160,047	-	-
2022-12-31	£156,511	£163,088	-	-
2021-12-31	£144,812	£136,178	-	-
2020-12-31	£153,362	£127,635	-	-

## Trustees

Name	Role	Appointed
ANTHONY ASPDEN		
BARBARA GETTINS		
COLIN GETTINS		
Charlotte Amy Gettins		2020-10-20
DOT LEVER		
Edward Atherton		2016-04-19
Fr Al Harold Thompson		2023-05-20
HOWELL WILLIAMS BSC		
Karen Horsefield		2018-04-17
MR BRIAN WESTON		
MR DAVE BERRY		
MRS JENNY WILLIAMS		
MRS KATH STONES		
Margaret Evason		2016-04-19
NINA HOLLY TONGE BSC		
ROY HARRISON		
Rev JEREMY SHEEHY		
Rev STUART EVASON		2018-04-17

---

# Accounts

---

**Trustees Annual report for the year ended 31 December 2024. As a registered charity the Trustees have to report each year to the Charity Commission on the activities of the charity.**

The trustees for the purpose of the Charity Commission of the Ecclesiastical Parish of Swinton and Pendlebury (charity registration number 1131913) are the members of the Parochial Church Council.

The parish of Swinton and Pendlebury is a large urban parish in the north-west district of the area covered by Salford City Council (and the city council's Civic Centre lies within the parish, centred on Swinton Town Hall). It lies astride the A6, the M60/M62, and the Manchester-Atherton-Wigan railway line. The population of the parish is about 25,000. The population of Salford is currently expected to grow steadily over the next ten years and there are plans for significant housing development within the parish and when we know whether some or all of these will go forward we will have to consider our response in terms of mission and ministry. The parish is served by three churches, the parish church of Saint Peter, and the district churches of All Saints and Saint Augustine. The church of Saint Augustine is a Grade One listed building and the church of Saint Peter is Grade Two \*. There is a parish hall, the Fletcher Hall, and the parish owns three units of housing, the curate's house at 46 Townsend Road, a property left to the parish at 86 Eccles Road, and The Gatehouse at Saint Augustine's (also listed). All three are rented at present. The work of three Church of England primary schools : one aided, one maintained school, and one which is part of a multi-academy trust is part of the parish's ministry and mission.

Numbers at worship continued to recover from the effects of the pandemic during 2024, with strong attendance both at Easter and also at Christmas, where the current closure of the main building at Salford Cathedral led to us being asked to host some extra carol services, which were well-attended.

Financially, 2024 saw us able to pay our parochial apportionment (of £73,079.94) to the diocese for the year in full. Summer and Christmas Fairs were more or less back to normal and made a significant contribution to our financial stability. We also saw other fund-raising activity, Our fee income from marriages and funerals dropped and we think the Church of England may have raised statutory fees beyond what the market will stand. This fall in fee income has happened in many other parishes as well, and is plain to see from the diocesan accounts as well (because a proportion of statutory fee income goes to the diocese). We ended the year with a welcome slight surplus after slight deficits in 2023 and 2022. We held our last stewardship campaign in 2016 and before COVID we noted that we would soon need to be thinking about our next campaign. Obviously it would not have been appropriate to hold such a campaign in 2020, 2021, or 2022. But we are now beginning to plan for such a campaign, although the timing of this needs to be determined and may be affected by the timing of stipendiary clergy retirements. We are very grateful to all who support our parish financially, especially those who do so regularly by forms of planned giving. We endeavour to make full use of Gift Aid, making

regular claims, and with Gift Aid envelopes available in each church. Each church has its own Gift Aid secretary and makes its own Gift Aid claims and our churches have also been benefiting from the Gift Aid on Small Donations scheme (GASD). We have also started to use contactless machines for donations, payments at concerts and fund-raising events, and payment of parochial fees. The next step will be to site install a contactless machine in Saint Peter's Church but we need to provide the necessary sockets and pedestal.

An initial listing and counting of our volunteers would start with the 305 people whose names are on the parochial church electoral roll. Very many people volunteer to aid our activities each year in a variety of ways, including help with fund-raising, with visiting and pastoral care, with a variety of ministries in our prayer and worship, with hospitality, with the maintenance of the fabric of our churches, with our children's activities, as foundation governors at the schools, and with publicity. Our participation in Heritage Open Days each year is dependent on volunteers assisting our limited stipendiary team. We host a busy food distribution hub for The Bread and Butter Thing charity, and apart from the member of staff from the charity who attends each week, this is staffed by volunteers mostly from our congregations. And, of course, those who come and participate in our prayer and worship are overwhelmingly there as volunteers.

The trustees believe that by promoting the work of this parish they help to promote the whole mission of the church and that in so doing they provide a public benefit by providing facilities for public worship, prayer, pastoral care and spiritual, moral, and intellectual development, both for its regular worshippers and for anyone who wishes to benefit from what the church offers, and by promoting Christian values and service (such as emergency food support and literacy support and The Bread and Butter Thing hub and our "place of welcome") in the community to the benefit of individuals and society as a whole. More information on these benefits is clear, we think, throughout this report.

The trustees consider the following to be connected charities:

1. Saint Augustine's Restoration and Development Trust, for "the restoration, repair, renewal, improvement and maintenance of the fabric of the Church of Saint Augustine Pendlebury" (regd charity no. 1011150)
2. Church of Saint Peter, Swinton, Restoration and Development Trust, for the restoration, repair or renewal, maintenance and improvement" of Saint Peter's Church, Swinton (regd charity no. 514938).

Grants are, on occasion, paid to these connected charities and other charitable projects which appear to the Parochial Church Council to support the furtherance of the parish's charitable objects.

The trustees confirm that the major risks to which the operation of the parish is exposed have been reviewed and that systems and procedures have been established to manage those risks. We endeavour to continue to examine major strategic, financial, and operational risks which

the charity faces and confirm that systems have been and will be implemented to enable the necessary steps to be taken to lessen these risks.

# **The Parish of Swinton & Pendlebury**

## **End of Year Financial Statements**

**Year ending 31 December 2024**

**Approved by the Parochial Church Council at its Meeting on 1 April 2025**

**and signed on behalf of the PCC by:**

**Fr J P Sheehy**

**PCC Chairman**

**Mr J Walk**

**PCC Secretary**

## Statement of Financial Activities

	Unrestricted funds	Restricted funds	Endowment funds	Total funds	Prior year total funds
<b>Income and endowments from:</b>					
Donations and legacies	131,677.34	5,886.95	—	137,564.29	81,219.80
Income from charitable activities	4,475.10	—	—	4,475.10	3,931.00
Other trading activities	44,373.88	—	—	44,373.88	37,923.53
Investments	30,577.12	737.10	—	31,314.22	27,146.04
Other income	—	—	—	—	—
<b>Total income</b>	<b>211,103.44</b>	<b>6,624.05</b>	<b>—</b>	<b>217,727.49</b>	<b>150,220.37</b>
<b>Expenditure on:</b>					
Raising funds	219.84	—	—	219.84	306.50
Expenditure on charitable activities	213,039.19	—	—	213,039.19	159,740.66
<b>Total expenditure</b>	<b>213,259.03</b>	<b>—</b>	<b>—</b>	<b>213,259.03</b>	<b>160,047.16</b>
Gains / losses on investment assets	—	607.05	—	607.05	1,609.67
<b>Net income / (expenditure) resources before transfer</b>	<b>(2,155.59)</b>	<b>7,231.10</b>	<b>—</b>	<b>5,075.51</b>	<b>(8,217.12)</b>
<b>Transfers</b>					
Gross transfers between funds - in	22,061.47	—	—	22,061.47	16,988.63
Gross transfers between funds - out	(20,601.47)	(1,460.00)	—	(22,061.47)	(16,988.63)
<b>Other recognised gains / losses</b>					
Gains on revaluation, fixed assets, charity's own use	—	—	—	—	—
<b>Net movement in funds</b>	<b>(695.59)</b>	<b>5,771.10</b>	<b>—</b>	<b>5,075.51</b>	<b>(8,217.12)</b>
<b>Total funds brought forward</b>	<b>865,951.60</b>	<b>47,622.37</b>	<b>—</b>	<b>913,573.97</b>	<b>921,791.09</b>
<b>Total funds carried forward</b>	<b>865,256.01</b>	<b>53,393.47</b>	<b>—</b>	<b>918,649.48</b>	<b>913,573.97</b>
<b>Represented by</b>					
<b>Unrestricted</b>					
General fund	790,350.47	—	—	790,350.47	790,071.87
<b>Designated</b>					
AS Fabric Fund	27,597.45	—	—	27,597.45	25,005.41
All Saints	15,723.90	—	—	15,723.90	17,065.23
Fletcher Hall	(27,221.24)	—	—	(27,221.24)	(25,327.47)
Fletcher Hall Bar	868.42	—	—	868.42	626.08
SA Graveyard	1,555.03	—	—	1,555.03	1,450.03
SP DCC Missions	15,342.06	—	—	15,342.06	13,507.74
St Augustines	(44,629.49)	—	—	(44,629.49)	(34,441.07)
St Peters	85,669.41	—	—	85,669.41	77,993.78
Young Communicants	—	—	—	—	—
<b>Restricted</b>					
Agency collection	—	(955.88)	—	(955.88)	(955.88)
CBF Educ1 Educational	—	9,005.94	—	9,005.94	9,925.94
CCLA 71803 PCC Investment Fund 1012F	—	10,522.41	—	10,522.41	10,214.05
CCLA 72004 St Augustines Investment Fund 1093D	—	11,022.32	—	11,022.32	11,022.32
CCLA 83002 St Peters Investment Fund 1255S	—	12,965.59	—	12,965.59	12,675.47
CCLA 83010 Parish Hall 1299F	—	292.28	—	292.28	283.71
SA Maintenance Reserve	—	1,128.86	—	1,128.86	1,077.78
SP Maintenance Reserve	—	7,637.59	—	7,637.59	1,684.94
Young Communicants Reserve	—	1,774.36	—	1,774.36	1,694.04

## Balance sheet

	Total funds	Prior year funds
<b>Fixed assets</b>		
Tangible assets	785,860.78	785,860.78
Investments	34,802.60	34,195.55
	<b>820,663.38</b>	<b>820,056.33</b>
<b>Current assets</b>		
Stocks and work in progress	307.40	307.40
Cash at bank and in hand	99,575.61	94,029.79
	<b>99,883.01</b>	<b>94,337.19</b>
<b>Liabilities</b>		
Creditors: Amounts falling due in one year	1,896.91	819.55
	<b>1,896.91</b>	<b>819.55</b>
<b>Net current assets less current liabilities</b>	<b>97,986.10</b>	<b>93,517.64</b>
<b>Total assets less current liabilities</b>	<b>918,649.48</b>	<b>913,573.97</b>
<b>Total net assets less liabilities</b>	<b>918,649.48</b>	<b>913,573.97</b>
<b>Represented by</b>		
<b>Unrestricted</b>		
General fund	790,350.47	790,071.87
<b>Designated</b>		
Fletcher Hall Bar	868.42	626.08
St Peters	85,669.41	77,993.78
All Saints	15,723.90	17,065.23
St Augustines	(44,629.49)	(34,441.07)
Fletcher Hall	(27,221.24)	(25,327.47)
AS Fabric Fund	27,597.45	25,005.41
SP DCC Missions	15,342.06	13,507.74
SA Graveyard	1,555.03	1,450.03
Young Communicants	—	—
<b>Restricted</b>		
CCLA 71803 PCC Investment Fund 1012F	10,522.41	10,214.05
CCLA 83010 Parish Hall 1299F	292.28	283.71
CCLA 72004 St Augustines Investment Fund 1093D	11,022.32	11,022.32
CCLA 83002 St Peters Investment Fund 1255S	12,965.59	12,675.47
SA Maintenance Reserve	1,128.86	1,077.78
SP Maintenance Reserve	7,637.59	1,684.94
Young Communicants Reserve	1,774.36	1,694.04
CBF Educ1 Educational	9,005.94	9,925.94
Agency collection	(955.88)	(955.88)
<b>Funds of the church</b>	<b>918,649.48</b>	<b>913,573.97</b>

## Statement of assets and liabilities

	General	Designated	Restricted	Endowment	This year	Last year
<b>Fixed assets - Investments</b>						
CBF Investments -	—	—	34,802.60	—	34,802.60	34,195.55
<b>Totals</b>	—	—	<b>34,802.60</b>	—	<b>34,802.60</b>	<b>34,195.55</b>
<b>Fixed assets - Tangible assets</b>						

Office Computers -	860.78	—	—	—	860.78	860.78
46 Townsend Road -	170,000.00	—	—	—	170,000.00	170,000.00
St Augustines Gatehouse -	100,000.00	—	—	—	100,000.00	100,000.00
86 Eccles Road -	140,000.00	—	—	—	140,000.00	140,000.00
Fletcher Hall -	375,000.00	—	—	—	375,000.00	375,000.00
<b>Totals</b>	<b>785,860.78</b>	<b>—</b>	<b>—</b>	<b>—</b>	<b>785,860.78</b>	<b>785,860.78</b>

**Current assets - Cash at bank and in hand**

PCC Bank current account -	(97,279.89)	109,598.99	7,568.34	—	19,887.44	20,425.68
Bank holding account -	94,398.73	(80,306.85)	102.95	—	14,194.83	9,603.55
AS DCC Account -	—	(450.00)	450.00	—	—	—
AS Fabric Fund -	—	26,957.14	—	—	26,957.14	24,365.10
St Augustines DCC -	—	(44.00)	44.00	—	—	78.00
Fletcher Hall -	—	16,774.60	—	—	16,774.60	17,649.55
Fletcher Hall Bar -	—	982.38	—	—	982.38	772.96
SP Wedding Account -	53.09	955.88	(656.33)	—	352.64	299.55
CCLA (CBF) Educ1 deposit account -	7,317.76	—	12,978.82	—	20,296.58	20,705.40
Cash in hand -	—	130.00	—	—	130.00	130.00
<b>Totals</b>	<b>4,489.69</b>	<b>74,598.14</b>	<b>20,487.78</b>	<b>—</b>	<b>99,575.61</b>	<b>94,029.79</b>

**Current assets - Stocks and work in progress**

Fletcher Hall Bar Stock -	—	307.40	—	—	307.40	307.40
<b>Totals</b>	<b>—</b>	<b>307.40</b>	<b>—</b>	<b>—</b>	<b>307.40</b>	<b>307.40</b>

**Liabilities - Agency accounts**

Agency collections -	—	—	1,896.91	—	1,896.91	819.55
<b>Totals</b>	<b>—</b>	<b>—</b>	<b>1,896.91</b>	<b>—</b>	<b>1,896.91</b>	<b>819.55</b>

<b>Grand total</b>	<b>790,350.47</b>	<b>74,905.54</b>	<b>53,393.47</b>	<b>—</b>	<b>918,649.48</b>	<b>913,573.97</b>
--------------------	-------------------	------------------	------------------	----------	-------------------	-------------------

**Fund movement by type**

	Opening	Incoming	Outgoing	Transfers	Gains/losses	Journals	Closing
<b>CCLA-PCC - CCLA 71803 PCC Inves</b>							
Restricted	10,214.05	—	—	—	308.36	—	10,522.41
<b>Sub-total for CCLA-PCC</b>	<b>10,214.05</b>	<b>—</b>	<b>—</b>	<b>—</b>	<b>308.36</b>	<b>—</b>	<b>10,522.41</b>
<b>CCLA-PH - CCLA 83010 Parish Ha</b>							
Restricted	283.71	—	—	—	8.57	—	292.28
<b>Sub-total for CCLA-PH</b>	<b>283.71</b>	<b>—</b>	<b>—</b>	<b>—</b>	<b>8.57</b>	<b>—</b>	<b>292.28</b>
<b>CCLA-SA - CCLA 72004 St August</b>							
Restricted	11,022.32	—	—	—	—	—	11,022.32
<b>Sub-total for CCLA-SA</b>	<b>11,022.32</b>	<b>—</b>	<b>—</b>	<b>—</b>	<b>—</b>	<b>—</b>	<b>11,022.32</b>
<b>CCLA-SP - CCLA 83002 St Peters</b>							
Restricted	12,675.47	—	—	—	290.12	—	12,965.59
<b>Sub-total for CCLA-SP</b>	<b>12,675.47</b>	<b>—</b>	<b>—</b>	<b>—</b>	<b>290.12</b>	<b>—</b>	<b>12,965.59</b>
<b>Ge-FHBar - Fletcher Hall Bar</b>							
Designated	626.08	741.06	515.84	17.12	—	—	868.42
<b>Sub-total for Ge-FHBar</b>	<b>626.08</b>	<b>741.06</b>	<b>515.84</b>	<b>17.12</b>	<b>—</b>	<b>—</b>	<b>868.42</b>
<b>General - General fund</b>							
Unrestricted	790,071.87	30,104.14	34,127.73	4,302.19	—	—	790,350.47
<b>Sub-total for General</b>	<b>790,071.87</b>	<b>30,104.14</b>	<b>34,127.73</b>	<b>4,302.19</b>	<b>—</b>	<b>—</b>	<b>790,350.47</b>
<b>Ga-SP - St Peters</b>							
Designated	77,993.78	120,982.20	108,690.51	(4,616.06)	—	—	85,669.41
<b>Sub-total for Ga-SP</b>	<b>77,993.78</b>	<b>120,982.20</b>	<b>108,690.51</b>	<b>(4,616.06)</b>	<b>—</b>	<b>—</b>	<b>85,669.41</b>
<b>Gb-AS - All Saints</b>							
Designated	17,065.23	21,928.58	22,338.69	(931.22)	—	—	15,723.90
<b>Sub-total for Gb-AS</b>	<b>17,065.23</b>	<b>21,928.58</b>	<b>22,338.69</b>	<b>(931.22)</b>	<b>—</b>	<b>—</b>	<b>15,723.90</b>
<b>Gc-SA - St Augustines</b>							
Designated	(34,441.07)	11,797.09	21,379.16	(606.35)	—	—	(44,629.49)
<b>Sub-total for Gc-SA</b>	<b>(34,441.07)</b>	<b>11,797.09</b>	<b>21,379.16</b>	<b>(606.35)</b>	<b>—</b>	<b>—</b>	<b>(44,629.49)</b>
<b>Gd-FH - Fletcher Hall</b>							
Designated	(25,327.47)	22,853.33	26,207.10	1,460.00	—	—	(27,221.24)

		)						)
	<b>Sub-total for Gd-FH</b>	<b>(25,327.47)</b>	<b>22,853.33</b>	<b>26,207.10</b>	<b>1,460.00</b>	<b>—</b>	<b>—</b>	<b>(27,221.24)</b>
		)						)
<b>ASFF - AS Fabric Fund</b>								
Designated		25,005.41	2,592.04	—	—	—	—	27,597.45
	<b>Sub-total for ASFF</b>	<b>25,005.41</b>	<b>2,592.04</b>	<b>—</b>	<b>—</b>	<b>—</b>	<b>—</b>	<b>27,597.45</b>
<b>SPMiss - SP DCC Missions</b>								
Designated		13,507.74	—	—	1,834.32	—	—	15,342.06
	<b>Sub-total for SPMiss</b>	<b>13,507.74</b>	<b>—</b>	<b>—</b>	<b>1,834.32</b>	<b>—</b>	<b>—</b>	<b>15,342.06</b>
<b>SAGrave - SA Graveyard</b>								
Designated		1,450.03	105.00	—	—	—	—	1,555.03
	<b>Sub-total for SAGrave</b>	<b>1,450.03</b>	<b>105.00</b>	<b>—</b>	<b>—</b>	<b>—</b>	<b>—</b>	<b>1,555.03</b>
<b>YComm - Young Communicants</b>								
Designated		—	—	—	—	—	—	—
	<b>Sub-total for YComm</b>	<b>—</b>	<b>—</b>	<b>—</b>	<b>—</b>	<b>—</b>	<b>—</b>	<b>—</b>
<b>SAMainRes - SA Maintenance Reser</b>								
Restricted		1,077.78	51.08	—	—	—	—	1,128.86
	<b>Sub-total for SAMainRes</b>	<b>1,077.78</b>	<b>51.08</b>	<b>—</b>	<b>—</b>	<b>—</b>	<b>—</b>	<b>1,128.86</b>
<b>SPMainRes - SP Maintenance Reser</b>								
Restricted		1,684.94	5,952.65	—	—	—	—	7,637.59
	<b>Sub-total for SPMainRes</b>	<b>1,684.94</b>	<b>5,952.65</b>	<b>—</b>	<b>—</b>	<b>—</b>	<b>—</b>	<b>7,637.59</b>
<b>YCRes - Young Communicants R</b>								
Restricted		1,694.04	80.32	—	—	—	—	1,774.36
	<b>Sub-total for YCRes</b>	<b>1,694.04</b>	<b>80.32</b>	<b>—</b>	<b>—</b>	<b>—</b>	<b>—</b>	<b>1,774.36</b>
<b>Education - CBF Educ1 Educationa</b>								
Restricted		9,925.94	540.00	—	(1,460.00)	—	—	9,005.94
	<b>Sub-total for Education</b>	<b>9,925.94</b>	<b>540.00</b>	<b>—</b>	<b>(1,460.00)</b>	<b>—</b>	<b>—</b>	<b>9,005.94</b>
	<b>Grand total</b>	<b>914,529.85</b>	<b>217,727.49</b>	<b>213,259.03</b>	<b>—</b>	<b>607.05</b>	<b>—</b>	<b>919,605.36</b>

## Analysis of income and expenditure

	Unrestricted	Designated	Restricted	Endowment	Total	
					This year	Last year

## INCOME AND ENDOWMENTS

### Donations and legacies

0101 - Monthly standing orders	—	26,794.00	—	—	26,794.00	27,479.00
0102 - S/O Non Gift Aid Bank	—	474.00	—	—	474.00	504.00
0110 - Gift Aid - Planned Giving Envelopes	—	16,906.13	—	—	16,906.13	16,197.10

0201 - Other planned giving - non gift aided	—	—	—	—	—	30.00
0250 - One Off Gift Aid Envelopes	—	6,047.70	—	—	6,047.70	6,463.66
0301 - Loose plate collections	—	7,297.64	—	—	7,297.64	7,502.62
0401 - Regular gift days	—	—	—	—	—	—
0410 - Candle Box	—	1,279.04	—	—	1,279.04	1,547.04
0411 - Lamps - GASDS	—	275.00	—	—	275.00	280.00
0413 - Tea/Coffee Donations	—	752.14	—	—	752.14	711.29
0414 - Flower donations	—	405.00	—	—	405.00	350.00
0415 - Grid Project/Graveyard	—	—	—	—	—	—
0416 - Designated Donations	—	—	—	—	—	52.00
0417 - War Graves Commission	—	105.00	—	—	105.00	80.00
0418 - Misc. Donations GASDS	—	2,059.00	—	—	2,059.00	2,141.18
0501 - One-off Gift Aid gifts	—	—	—	—	—	—
0510 - Gifts of quoted securities	—	—	—	—	—	—
0550 - Sundry Donations - GASDS	—	—	—	—	—	—
0555 - Sundry Donations Non-GASDS	—	56.80	—	—	56.80	479.25
0601 - Tax recoverable on Gift Aid	—	13,677.11	—	—	13,677.11	14,794.56
0611 - Furlough claim	—	—	—	—	—	—
0701 - Legacies	—	23,547.78	5,886.95	—	29,434.73	2,500.00
0801 - Recurring grants	—	—	—	—	—	—
08A1 - Non-recurring one-off grants	—	31,276.00	—	—	31,276.00	—
0901 - Other funds generated	—	725.00	—	—	725.00	108.10
<b>Total</b>	—	<b>131,677.34</b>	<b>5,886.95</b>	—	<b>137,564.29</b>	<b>81,219.80</b>

#### Income from charitable activities

0450 - Fees due to Parish-Weddings/Baptisms	—	231.18	—	—	231.18	775.00
0451 - Fees due to Parish- Funerals	—	1,590.00	—	—	1,590.00	1,571.00
1210 - Bookstall sales to promote objectives	—	—	—	—	—	—
1230 - Church hall lettings - objectives	—	2,653.92	—	—	2,653.92	1,585.00
<b>Total</b>	—	<b>4,475.10</b>	—	—	<b>4,475.10</b>	<b>3,931.00</b>

#### Other trading activities

0410A - Candles/Lamps Non-GASDS	—	319.49	—	—	319.49	190.00
0412 - Parish magazine sales	—	—	—	—	—	—
0419 - Misc. Donations Non-GASDS	799.15	6,232.35	—	—	7,031.50	2,549.04
0420 - 100 club subscriptions	—	2,336.00	—	—	2,336.00	1,783.00
0421 - Summer Fair	—	1,012.39	—	—	1,012.39	3,255.69
0422 - Christmass Fair	—	7,335.92	—	—	7,335.92	7,022.02
0423 - Quiz	—	—	—	—	—	—
0424 - Harvest Social	—	—	—	—	—	—
0425 - Fetes, Bazaars, other fund raising	—	2,784.52	—	—	2,784.52	3,024.15
0426 - Coffee Days	—	—	—	—	—	—
1220 - Bookstall sales - fund raising	—	—	—	—	—	—
1240 - Fletcher Hall casual lettings - fund rai	—	12,076.50	—	—	12,076.50	9,693.04
1241 - F/Hall lettings- Zumba	—	1,356.50	—	—	1,356.50	1,480.50
1242 - F/Hall lettings- Red Tiger	—	987.00	—	—	987.00	1,029.00
1243 - F/Hall lettings- Swinton History	—	320.00	—	—	320.00	180.00
1244 - F/Hall lettings- Weight Watchers	—	—	—	—	—	—
1245 - F/Hall lettings- Swinton Quilting	—	200.00	—	—	200.00	380.00
1246 - F/Hall lettings- Swinton Crafting	—	430.00	—	—	430.00	285.00
1247 - F/Hall lettings- Taekwando	—	2,058.00	—	—	2,058.00	1,806.00
1248 - F/Hall lettings- Slimming World	—	—	—	—	—	—
1249 - F/Hall lettings- Salix Homes	—	—	—	—	—	—
1250 - F/Hall lettings- Salford Foundation	—	—	—	—	—	—
1251 - F/Hall lettings- St Peters School	—	600.00	—	—	600.00	750.00
1252 - F/H lettings-Under5's Sp, Little Legends	—	—	—	—	—	—

1253 - F/Hall Lettings - Cheerleaders	—	—	—	—	—	—
1254 - F/H Lettings- Young Active Parents	—	—	—	—	—	—
1255 - Fletcher Hall - Office Rent	—	3,600.00	—	—	3,600.00	3,600.00
1256 - F/H Lettings - Swinton Dog Training	—	720.00	—	—	720.00	615.00
1257 - F/H Lettings - Jason Banbury Photos	—	100.00	—	—	100.00	—
1258 - F/H Lettings - NHS Dementia Cafe	—	365.00	—	—	365.00	30.00
1260 - Bar Sales	—	741.06	—	—	741.06	251.09
1300 - Magazine income - advertising	—	—	—	—	—	—
Total	799.15	43,574.73	—	—	44,373.88	37,923.53

## Investments

1001 - Dividends	—	—	—	—	—	—
1020 - Bank and building society interest	577.99	1,272.13	737.10	—	2,587.22	1,926.04
1030 - Rent from lands or buildings	28,727.00	—	—	—	28,727.00	25,220.00
Total	29,304.99	1,272.13	737.10	—	31,314.22	27,146.04

## Other income

1310 - Insurance claims	—	—	—	—	—	—
1320 - Surplus - sales of fixed assets	—	—	—	—	—	—
Total	—	—	—	—	—	—
<b>INCOME TOTAL</b>	<b>30,104.14</b>	<b>180,999.30</b>	<b>6,624.05</b>	<b>—</b>	<b>217,727.49</b>	<b>150,220.37</b>

## EXPENDITURE

### Raising funds

1710 - Costs of applying for grants	—	—	—	—	—	—
1720 - Costs of stewardship campaign	—	—	—	—	—	—
1730 - Costs of fetes & other events	20.00	199.84	—	—	219.84	306.50
1740 - Investment management costs	—	—	—	—	—	—
Total	20.00	199.84	—	—	219.84	306.50

### Expenditure on charitable activities

1735 - Parish Office Rental	5,060.00	—	—	—	5,060.00	3,600.00
1801 - Overseas Missions	—	—	—	—	—	—
1850 - Home missions	—	—	—	—	—	—
1870 - Secular charities	—	20.00	—	—	20.00	20.00
1910 - Parish Share	—	73,079.94	—	—	73,079.94	69,653.65
2001 - Ministry - Clergy Expenses	2,376.00	—	—	—	2,376.00	2,460.15
2002 - Ministry - Clergy Houses	1,779.92	—	—	—	1,779.92	1,553.93
2003 - Ministry - Clergy Council Tax	2,506.16	—	—	—	2,506.16	2,385.98
2050 - Caretaker salary	—	3,558.58	—	—	3,558.58	5,901.42
2051 - Clerk salary	255.54	—	—	—	255.54	1,500.11
2052 - Secretary salary	9,518.28	—	—	—	9,518.28	633.66
2053 - Organist salary	—	2,480.00	—	—	2,480.00	2,440.00
2054 - HMRC	95.80	99.40	—	—	195.20	1,786.40
2055 - Pension contributions	—	—	—	—	—	738.17
2056 - Payroll Expenses	216.00	—	—	—	216.00	216.00
2201 - Parish training	—	—	—	—	—	—
2301 - Church insurance	—	10,128.89	—	—	10,128.89	9,806.54
2302 - Church electric	—	5,004.34	—	—	5,004.34	3,430.99
2303 - Church gas	—	13,420.46	—	—	13,420.46	10,882.61
2304 - Church water rates	—	572.42	—	—	572.42	578.07
2305 - Church running expenses	424.40	35.23	—	—	459.63	886.40
2306 - Church Cleaning Materials	—	326.45	—	—	326.45	390.11
2307 - Church maintenance	—	6,609.56	—	—	6,609.56	3,711.60

2308 - Church Minor Repairs	—	1,330.17	—	—	1,330.17	393.14
2315 - Materials for services	—	184.79	—	—	184.79	117.43
2316 - Sacristy Supplies	144.00	2,731.40	—	—	2,875.40	2,283.71
2317 - Church flowers	—	786.65	—	—	786.65	1,116.18
2340 - Relating to work of Church	216.00	139.42	—	—	355.42	981.77
2350 - Upkeep of churchyards	—	240.00	—	—	240.00	397.97
2360 - Hospitality	—	460.61	—	—	460.61	329.79
2375 - Fees due to Parish - organist/clerk	—	—	—	—	—	—
2530 - Fletcher Hall - electricity	—	3,919.15	—	—	3,919.15	2,697.05
2540 - Fletcher Hall - gas	—	3,511.92	—	—	3,511.92	3,780.40
2550 - Fletcher Hall - insurance	—	571.44	—	—	571.44	553.32
2551 - Fletcher hall - Boiler Insurance	—	—	—	—	—	—
2560 - Fletcher Hall - maintenance	—	2,476.57	—	—	2,476.57	3,475.28
2570 - Fletcher Hall - cleaning	—	3,532.68	—	—	3,532.68	490.81
2580 - Fletcher Hall - water	—	916.46	—	—	916.46	730.71
2590 - Fletcher hall Misc.	—	2,439.35	—	—	2,439.35	663.11
2595 - Fletcher Hall - Bar Supplies	—	515.84	—	—	515.84	259.33
2601 - Examination/audit fee	—	—	—	—	—	—
2610 - Sum Up Charges	—	—	—	—	—	—
2650 - 100 club prizes	—	555.00	—	—	555.00	430.00
2651 - Fair expenses	—	472.76	—	—	472.76	80.22
2652 - Stewardship Envelopes	633.48	—	—	—	633.48	307.76
2653 - Office Equipment non-capital	13.33	—	—	—	13.33	215.19
2654 - Printing/Stationery	2,843.29	57.98	—	—	2,901.27	2,123.56
2655 - Office Telephones	617.08	—	—	—	617.08	673.71
2656 - Miscellaneous Office expenses	349.39	—	—	—	349.39	534.40
2657 - Presentation of flowers/gifts	—	9.00	—	—	9.00	46.98
2658 - Publications purchased	—	—	—	—	—	—
2659 - Parish Trip Expenses	—	—	—	—	—	—
2701 - Church major repairs - structure	—	—	—	—	—	—
2710 - Church major repairs - installation	—	30,245.00	—	—	30,245.00	—
2720 - Church interior and exterior decorating	—	—	—	—	—	—
2750 - Advertising	283.50	—	—	—	283.50	369.00
2801 - Fletcher Hall + major repairs - structur	—	—	—	—	—	—
2820 - Fletcher Hall + major repairs - installa	—	8,500.00	—	—	8,500.00	7,200.00
2830 - Fletcher Hall + interior and exterior de	—	—	—	—	—	—
2840 - Rental property upkeep	6,775.56	—	—	—	6,775.56	6,914.05
2850 - Cost of Revaluations	—	—	—	—	—	—
3000 - Loan Repayment	—	—	—	—	—	—
Total	34,107.73	178,931.46	—	—	213,039.19	159,740.66
<b>EXPENDITURE TOTAL</b>	<b>34,127.73</b>	<b>179,131.30</b>	<b>—</b>	<b>—</b>	<b>213,259.03</b>	<b>160,047.16</b>
<b>GRAND TOTAL</b>	<b>(4,023.59)</b>	<b>1,868.00</b>	<b>6,624.05</b>	<b>—</b>	<b>4,468.46</b>	<b>(9,826.79)</b>

**The Parish of Swinton & Pendlebury**

**Independent Examiner's Report to the members of the Parochial Church Council**

I report on the financial statements of the PCC for the period ended 31 December 2024.

**Respective responsibilities of Trustees and Examiner.**

The charity's trustees are responsible for the preparation of the accounts. The charity's trustees consider that an audit is not required for this year under section 144(2) of the Charities Act 2011 (the 2011 act), and that an independent examiner is needed.

It is my responsibility to:

Examine the accounts under section 145 of the 2011 act;

To follow procedures laid down in the general directions given by the Charity Commission under section 145 (5)(b) of the 2011 act; and

To state whether particular matters have come to my attention.

**Basis of Independent Examiner's Report**

My examination was carried out in accordance with the General Directions given by the Charity Commission. An examination includes a review of the accounting records kept by the charity and a comparison of the accounts presented with these records. It also includes consideration of any unusual items or disclosures in the accounts and seeking explanations from you as Trustees concerning any such matters. The procedures undertaken do not provide all the evidence that would be required in an audit and consequently no opinion is given as to whether the accounts present a 'true and fair view' and the report is limited to those matters set out in the statement below.

**Independent Examiner's Statement**

In connection with my examination:

- 1 Which gives me reasonable cause to believe that in any material respect, the requirements:  
To keep accounting records in accordance with section 130 of the 2011 Act; and  
to prepare accounts which accord with the accounting records and comply with the accounting requirements of the 2011 Act:  
have not been met; or
- 2 To which, in my opinion, attention should be drawn in order to enable a proper understanding of the accounts to be reached.

Jean Kateera BSc  
19 Rydal Crescent  
Swinton  
Manchester  
M27 5WS



March 2025

**CHECKS AND REVIEWS COMPLETED**  
**YEAR ENDING 31 DECEMBER 2024**

**Agreeing Treasury Balances**

All bank and cash balances, both opening and closing agree to their respective statements.

**Agreeing the arithmetical accuracy of the prepared accounts**

All the financial details to be presented to the PCC and the Annual Parish Church Meeting agree arithmetically.

**Agreeing the arithmetical accuracy of the books of original entry**

- **Sampling of entries back to source documents and vice versa**

Sample checks were carried out to ensure that the sample entries agreed back to

- 1 The original books
- 2 There were supporting documents to each transaction sampled.

- **Agreeing the comparative figures against 2023**

These all agreed with the previous statement.

- **Comparison of certain accounts to previous year figures**

All the following accounts were compared to the previous year with no major differences noticeable:

Regular giving

Cash Giving

Tax reclaimed

Treasury accounts

Investment accounts

Fetes and Fund raising

Donations

## Notes by the independent examiner

I would like to thank all those concerned with the preparation of these accounts and the co-operation given to me during their examination. The comments that follow are an attempt to provide a way forward and are not a criticism.

### Accounts Package

Training should be made available to others so that there would be a number of individual able to utilise the Parish finance package.

### Parish Share

It was encouraging that the Parish Share was paid in full in 2024 and that discussions were held and agreement reached with the Diocese to agree a more suitable and attainable Parish Share for the future.


### Treasury Management

All banking and investment accounts should be reviewed regularly to maximise the interest potential.

### Paperwork Control

I found it easy to review the paperwork, especially with the use of the Financial Coordinator package and the fact that each entry is given an individual coding.

Jean Kateera BSc  
19 Rydal Crescent  
Swinton  
Manchester  
M27 5WS



## Independent Reviewer's notes

### Notes on 2024 Accounts

#### **Property**

All properties were revalued in 2017. This needs to be done again this year.

#### **St Peter's DCC**

The church benefitted from a substantial legacy in 2024.

#### **St Peter's Wedding Account**

All outstanding monies are to be transferred into the PCC account during the year 2025.

#### **All Saints' Fabric Fund**

This is being managed by the All Saints' committee.

#### **St Augustine's DCC**

It is noted that expenditure continues to exceed income.


#### **Fletcher Hall**

Expenditure has exceeded income due to the cost of the new boiler.

#### **Fuel and Power Costs**

The gas and electricity prices continue to have a serious impact on the accounts.

Jean Kateera BSc  
19 Rydal Crescent  
Swinton  
Manchester  
M27 5WS



---

# Accounts

---

**Trustees Annual report for the year ended 31 December 2023. As a registered charity the Trustees have to report each year to the Charity Commission on the activities of the charity.**

The trustees for the purpose of the Charity Commission of the Ecclesiastical Parish of Swinton and Pendlebury (charity registration number 1131913) are the members of the Parochial Church Council.

The parish of Swinton and Pendlebury is a large urban parish in the north-west district of the area covered by Salford City Council (and the city council's Civic Centre lies within the parish, centred on Swinton Town Hall). It lies astride the A6, the M60/M62, and the Manchester-Atherton-Wigan railway line. The population of the parish is about 25,000. The population of Salford is currently expected to grow steadily over the next ten years and there are plans for significant housing development within the parish and when we know whether some or all of these will go forward we will have to consider our response in terms of mission and ministry. The parish is served by three churches, the parish church of Saint Peter, and the district churches of All Saints and Saint Augustine. The church of Saint Augustine is a Grade One listed building and the church of Saint Peter is Grade Two \*. There is a parish hall, the Fletcher Hall, and the parish owns three units of housing, the curate's house at 46 Townsend Road, a property left to the parish at 86 Eccles Road, and The Gatehouse at Saint Augustine's (also listed). All three are rented at present. The work of three Church of England primary schools : one aided, one maintained school, and one which is part of a multi-academy trust is part of the parish's ministry and mission.

Numbers at worship continued to recover from the effects of the pandemic during 2023, with strong attendance both at Easter and also at Christmas, where the current closure of the main building at Salford Cathedral led to us being asked to host some extra carol services, which were well-attended.

Financially, 2023 saw us able to pay our parochial apportionment for 2023 in full. Summer and Christmas Fairs were more or less back to normal and made a significant contribution to our financial stability (the Christmas Fairs alone took over £7k.) We also saw other fund-raising activity, Our fee income from marriages and funerals dropped and we think the Church of England may have raised statutory fees beyond what the market will stand. We did end the year with a slight deficit (as in 2022), which however we were able to cover from funds in hand. However, we obviously do not want to continue to see deficits, however small, each year. We held our last stewardship campaign in 2016 and before COVID we noted that we would soon need to be thinking about our next campaign. Obviously it would not have been appropriate to hold such a campaign in 2020, 2021, or 2022. But we are now beginning to plan for such a campaign, probably in 2025. We are very grateful to all who support our parish financially, especially those who do so regularly by forms of planned giving. We endeavour to make full use of Gift Aid, making regular claims, and with Gift Aid envelopes available in each church. Each church has its own Gift Aid secretary and makes its own Gift Aid claims and our churches have

also been benefiting from the Gift Aid on Small Donations scheme (GASD). We are also interested in exploring the possibility for card and contactless donations and payment of parochial fees.

An initial listing and counting of our volunteers would start with the 292 people whose names are on the parochial church electoral roll. Very many people volunteer to aid our activities each year in a variety of ways, including help with fund-raising, with visiting and pastoral care, with a variety of ministries in our prayer and worship, with hospitality, with the maintenance of the fabric of our churches, with our children's activities, as foundation governors at the schools, and with publicity. Our participation in Heritage Open Days each year is dependent on volunteers assisting our limited stipendiary team. And, of course, those who come and participate in our prayer and worship are overwhelmingly there as volunteers.

The trustees believe that by promoting the work of this parish they help to promote the whole mission of the church and that in so doing they provide a public benefit by providing facilities for public worship, prayer, pastoral care and spiritual, moral, and intellectual development, both for its regular worshippers and for anyone who wishes to benefit from what the church offers, and by promoting Christian values and service (such as emergency food support and literacy support) in the community to the benefit of individuals and society as a whole. More information on these benefits is clear, we think, throughout this report.

The trustees consider the following to be connected charities:

1. Saint Augustine's Restoration and Development Trust, for "the restoration, repair, renewal, improvement and maintenance of the fabric of the Church of Saint Augustine Pendlebury" (regd charity no. 1011150)
2. Church of Saint Peter, Swinton, Restoration and Development Trust, for the restoration, repair or renewal, maintenance and improvement" of Saint Peter's Church, Swinton (regd charity no. 514938).

Grants are, on occasion, paid to these connected charities and other charitable projects which appear to the Parochial Church Council to support the furtherance of the parish's charitable objects.

The trustees confirm that the major risks to which the operation of the parish is exposed have been reviewed and that systems and procedures have been established to manage those risks. We endeavour to continue to examine major strategic, financial, and operational risks which the charity faces and confirm that systems have been and will be implemented to enable the necessary steps to be taken to lessen these risks.

# **Parish of Swinton and Pendlebury**

**Registered Charity Number 1131913**

## **End of Year Financial Statements**

### **Year ending 2023**

Approved by the Parochial Church Council at its.....meeting 2024.  
and signed on behalf by

Fr J P Sheehy  
PCC Chairman

Mr J Walk  
PCC Secretary

□

## Statement of Financial Activities

	Unrestricted funds	Restricted funds	Endowment funds	Total funds	Prior year total funds
<b>Income and endowments from:</b>					
Donations and legacies	80,919.80	300.00	—	81,219.80	82,812.14
Income from charitable activities	3,931.00	—	—	3,931.00	6,022.75
Other trading activities	37,923.53	—	—	37,923.53	42,614.33
Investments	26,690.71	455.33	—	27,146.04	25,061.67
Other income	—	—	—	—	—
<b>Total income</b>	<b>149,465.04</b>	<b>755.33</b>	<b>—</b>	<b>150,220.37</b>	<b>156,510.89</b>
<b>Expenditure on:</b>					
Raising funds	306.50	—	—	306.50	621.06
Expenditure on charitable activities	159,740.66	—	—	159,740.66	162,466.56
<b>Total expenditure</b>	<b>160,047.16</b>	<b>—</b>	<b>—</b>	<b>160,047.16</b>	<b>163,087.62</b>
Gains / losses on investment assets	(79.35)	1,689.02	—	1,609.67	(2,884.69)
<b>Net income / (expenditure) resources before transfer</b>	<b>(10,661.47)</b>	<b>2,444.35</b>	<b>—</b>	<b>(8,217.12)</b>	<b>(9,461.42)</b>
<b>Transfers</b>					
Gross transfers between funds - in	16,988.63	—	—	16,988.63	16,178.72
Gross transfers between funds - out	(15,528.63)	(1,460.00)	—	(16,988.63)	(16,178.72)
<b>Other recognised gains / losses</b>					
Gains on revaluation, fixed assets, charity's own use	—	—	—	—	—
<b>Net movement in funds</b>	<b>(9,201.47)</b>	<b>984.35</b>	<b>—</b>	<b>(8,217.12)</b>	<b>(9,461.42)</b>
<b>Total funds brought forward</b>	<b>875,153.07</b>	<b>46,638.02</b>	<b>—</b>	<b>921,791.09</b>	<b>931,252.51</b>
<b>Total funds carried forward</b>	<b>865,951.60</b>	<b>47,622.37</b>	<b>—</b>	<b>913,573.97</b>	<b>921,791.09</b>
<b>Represented by</b>					
<b>Unrestricted</b>					
General fund	790,071.87	—	—	790,071.87	790,211.14
<b>Designated</b>					
AS Fabric Fund	25,005.41	—	—	25,005.41	22,590.31
All Saints	17,065.23	—	—	17,065.23	16,329.78
Fletcher Hall	(25,327.47)	—	—	(25,327.47)	(21,160.71)
Fletcher Hall Bar	626.08	—	—	626.08	759.37
SA Graveyard	1,450.03	—	—	1,450.03	1,418.00
SP DCC Missions	13,507.74	—	—	13,507.74	11,673.42
St Augustines	(34,441.07)	—	—	(34,441.07)	(24,773.38)
St Peters	77,993.78	—	—	77,993.78	78,105.14
Young Communicants	—	—	—	—	—
<b>Restricted</b>					
Agency collection	—	(955.88)	—	(955.88)	(955.88)
CBF Educ1 Educational	—	9,925.94	—	9,925.94	11,052.38
CCLA 71803 PCC Investment Fund 1012F	—	10,214.05	—	10,214.05	9,639.67
CCLA 72004 St Augustines Investment Fund 1093D	—	11,022.32	—	11,022.32	11,022.32
CCLA 83002 St Peters Investment Fund 1255S	—	12,675.47	—	12,675.47	11,576.78
CCLA 83010 Parish Hall 1299F	—	283.71	—	283.71	267.76
SA Maintenance Reserve	—	1,077.78	—	1,077.78	1,046.22
SP Maintenance Reserve	—	1,684.94	—	1,684.94	1,344.35
Young Communicants Reserve	—	1,694.04	—	1,694.04	1,644.42

## Balance sheet

	Total funds	Prior year funds
<b>Fixed assets</b>		
Tangible assets	785,860.78	786,075.97
Investments	34,195.55	32,506.53
	<b>820,056.33</b>	<b>818,582.50</b>
<b>Current assets</b>		
Stocks and work in progress	307.40	386.75
Cash at bank and in hand	94,029.79	103,135.88
	<b>94,337.19</b>	<b>103,522.63</b>
<b>Liabilities</b>		
Creditors: Amounts falling due in one year	819.55	314.04
	<b>819.55</b>	<b>314.04</b>
<b>Net current assets less current liabilities</b>	<b>93,517.64</b>	<b>103,208.59</b>
<b>Total assets less current liabilities</b>	<b>913,573.97</b>	<b>921,791.09</b>
<b>Total net assets less liabilities</b>	<b>913,573.97</b>	<b>921,791.09</b>
<b>Represented by</b>		
<b>Unrestricted</b>		
General fund	790,071.87	790,211.14
<b>Designated</b>		
Fletcher Hall Bar	626.08	759.37
St Peters	77,993.78	78,105.14
All Saints	17,065.23	16,329.78
St Augustines	(34,441.07)	(24,773.38)
Fletcher Hall	(25,327.47)	(21,160.71)
AS Fabric Fund	25,005.41	22,590.31
SP DCC Missions	13,507.74	11,673.42
SA Graveyard	1,450.03	1,418.00
Young Communicants	—	—
<b>Restricted</b>		
CCLA 71803 PCC Investment Fund 1012F	10,214.05	9,639.67
CCLA 83010 Parish Hall 1299F	283.71	267.76
CCLA 72004 St Augustines Investment Fund 1093D	11,022.32	11,022.32
CCLA 83002 St Peters Investment Fund 1255S	12,675.47	11,576.78
SA Maintenance Reserve	1,077.78	1,046.22
SP Maintenance Reserve	1,684.94	1,344.35
Young Communicants Reserve	1,694.04	1,644.42
CBF Educ1 Educational	9,925.94	11,052.38
Agency collection	(955.88)	(955.88)
<b>Funds of the church</b>	<b>913,573.97</b>	<b>921,791.09</b>

## Statement of assets and liabilities

	General	Designated	Restricted	Endowment	This year	Last year
<b>Fixed assets - Investments</b>						
CBF Investments -	—	—	34,195.55	—	34,195.55	32,506.53
<b>Totals</b>	<b>—</b>	<b>—</b>	<b>34,195.55</b>	<b>—</b>	<b>34,195.55</b>	<b>32,506.53</b>
<b>Fixed assets - Tangible assets</b>						
Office Computers -	860.78	—	—	—	860.78	1,075.97
46 Townsend Road -	170,000.00	—	—	—	170,000.00	170,000.00
St Augustines Gatehouse -	100,000.00	—	—	—	100,000.00	100,000.00
86 Eccles Road -	140,000.00	—	—	—	140,000.00	140,000.00
Fletcher Hall -	375,000.00	—	—	—	375,000.00	375,000.00
<b>Totals</b>	<b>785,860.78</b>	<b>—</b>	<b>—</b>	<b>—</b>	<b>785,860.78</b>	<b>786,075.97</b>
<b>Current assets - Cash at bank and in hand</b>						

PCC Bank current account -	(95,894.36)	115,716.01	604.03	—	20,425.68	15,822.22
Bank holding account -	93,101.77	(83,601.17)	102.95	—	9,603.55	22,368.35
AS DCC Account -	—	(450.00)	450.00	—	—	(450.00)
AS Fabric Fund -	—	24,365.10	—	—	24,365.10	22,590.31
St Augustines DCC -	—	34.00	44.00	—	78.00	442.00
Fletcher Hall -	—	17,649.55	—	—	17,649.55	20,065.48
Fletcher Hall Bar -	—	772.96	—	—	772.96	337.42
SP Wedding Account -	—	955.88	(656.33)	—	299.55	314.04
CCLA (CBF) Educ1 deposit account -	7,003.68	—	13,701.72	—	20,705.40	21,516.06
Cash in hand -	—	130.00	—	—	130.00	130.00
<b>Totals</b>	<b>4,211.09</b>	<b>75,572.33</b>	<b>14,246.37</b>	<b>—</b>	<b>94,029.79</b>	<b>103,135.88</b>
<b>Current assets - Stocks and work in progress</b>						
Fletcher Hall Bar Stock -	—	307.40	—	—	307.40	386.75
<b>Totals</b>	<b>—</b>	<b>307.40</b>	<b>—</b>	<b>—</b>	<b>307.40</b>	<b>386.75</b>
<b>Liabilities - Agency accounts</b>						
Agency collections -	—	—	819.55	—	819.55	314.04
<b>Totals</b>	<b>—</b>	<b>—</b>	<b>819.55</b>	<b>—</b>	<b>819.55</b>	<b>314.04</b>
<b>Grand total</b>	<b>790,071.87</b>	<b>75,879.73</b>	<b>47,622.37</b>	<b>—</b>	<b>913,573.97</b>	<b>921,791.09</b>

## Fund movement by type

	Opening	Incoming	Outgoing	Transfers	Gains/losses	Journals	Closing
<b>CCLA-PCC - CCLA 71803 PCC Inves</b>							
Restricted	9,639.67	—	—	—	574.38	—	10,214.05
<b>Sub-total for CCLA-PCC</b>	<b>9,639.67</b>	<b>—</b>	<b>—</b>	<b>—</b>	<b>574.38</b>	<b>—</b>	<b>10,214.05</b>
<b>CCLA-PH - CCLA 83010 Parish Ha</b>							
Restricted	267.76	—	—	—	15.95	—	283.71
<b>Sub-total for CCLA-PH</b>	<b>267.76</b>	<b>—</b>	<b>—</b>	<b>—</b>	<b>15.95</b>	<b>—</b>	<b>283.71</b>
<b>CCLA-SA - CCLA 72004 St August</b>							
Restricted	11,022.32	—	—	—	—	—	11,022.32
<b>Sub-total for CCLA-SA</b>	<b>11,022.32</b>	<b>—</b>	<b>—</b>	<b>—</b>	<b>—</b>	<b>—</b>	<b>11,022.32</b>
<b>CCLA-SP - CCLA 83002 St Peters</b>							
Restricted	11,576.78	—	—	—	1,098.69	—	12,675.47
<b>Sub-total for CCLA-SP</b>	<b>11,576.78</b>	<b>—</b>	<b>—</b>	<b>—</b>	<b>1,098.69</b>	<b>—</b>	<b>12,675.47</b>
<b>Ge-FHBar - Fletcher Hall Bar</b>							
Designated	759.37	451.58	505.52	—	—	(79.35)	626.08
<b>Sub-total for Ge-FHBar</b>	<b>759.37</b>	<b>451.58</b>	<b>505.52</b>	<b>—</b>	<b>—</b>	<b>(79.35)</b>	<b>626.08</b>
<b>General - General fund</b>							
Unrestricted	790,211.14	25,760.18	24,161.92	(1,737.53)	—	—	790,071.87
<b>Sub-total for General</b>	<b>790,211.14</b>	<b>25,760.18</b>	<b>24,161.92</b>	<b>(1,737.53)</b>	<b>—</b>	<b>—</b>	<b>790,071.87</b>
<b>Ga-SP - St Peters</b>							
Designated	78,105.14	67,162.00	66,522.38	(750.98)	—	—	77,993.78
<b>Sub-total for Ga-SP</b>	<b>78,105.14</b>	<b>67,162.00</b>	<b>66,522.38</b>	<b>(750.98)</b>	<b>—</b>	<b>—</b>	<b>77,993.78</b>
<b>Gb-AS - All Saints</b>							
Designated	16,329.78	22,241.64	21,912.42	406.23	—	—	17,065.23
<b>Sub-total for Gb-AS</b>	<b>16,329.78</b>	<b>22,241.64</b>	<b>21,912.42</b>	<b>406.23</b>	<b>—</b>	<b>—</b>	<b>17,065.23</b>
<b>Gc-SA - St Augustines</b>							
Designated	(24,773.38)	10,898.22	20,813.87	247.96	—	—	(34,441.07)
<b>Sub-total for Gc-SA</b>	<b>(24,773.38)</b>	<b>10,898.22</b>	<b>20,813.87</b>	<b>247.96</b>	<b>—</b>	<b>—</b>	<b>(34,441.07)</b>
<b>Gd-FH - Fletcher Hall</b>							
Designated	(21,160.71)	20,136.32	25,763.08	1,460.00	—	—	(25,327.47)
<b>Sub-total for Gd-FH</b>	<b>(21,160.71)</b>	<b>20,136.32</b>	<b>25,763.08</b>	<b>1,460.00</b>	<b>—</b>	<b>—</b>	<b>(25,327.47)</b>

<b>ASFF - AS Fabric Fund</b>							
Designated	22,590.31	2,735.10	320.00	—	—	—	25,005.41
<b>Sub-total for ASFF</b>	<b>22,590.31</b>	<b>2,735.10</b>	<b>320.00</b>	<b>—</b>	<b>—</b>	<b>—</b>	<b>25,005.41</b>
<b>SPMiss - SP DCC Missions</b>							
Designated	11,673.42	—	—	1,834.32	—	—	13,507.74
<b>Sub-total for SPMiss</b>	<b>11,673.42</b>	<b>—</b>	<b>—</b>	<b>1,834.32</b>	<b>—</b>	<b>—</b>	<b>13,507.74</b>
<b>SAGrave - SA Graveyard</b>							
Designated	1,418.00	80.00	47.97	—	—	—	1,450.03
<b>Sub-total for SAGrave</b>	<b>1,418.00</b>	<b>80.00</b>	<b>47.97</b>	<b>—</b>	<b>—</b>	<b>—</b>	<b>1,450.03</b>
<b>YComm - Young Communicants</b>							
Designated	—	—	—	—	—	—	—
<b>Sub-total for YComm</b>	<b>—</b>	<b>—</b>	<b>—</b>	<b>—</b>	<b>—</b>	<b>—</b>	<b>—</b>
<b>SAMainRes - SA Maintenance Reser</b>							
Restricted	1,046.22	31.56	—	—	—	—	1,077.78
<b>Sub-total for SAMainRes</b>	<b>1,046.22</b>	<b>31.56</b>	<b>—</b>	<b>—</b>	<b>—</b>	<b>—</b>	<b>1,077.78</b>
<b>SPMainRes - SP Maintenance Reser</b>							
Restricted	1,344.35	340.59	—	—	—	—	1,684.94
<b>Sub-total for SPMainRes</b>	<b>1,344.35</b>	<b>340.59</b>	<b>—</b>	<b>—</b>	<b>—</b>	<b>—</b>	<b>1,684.94</b>
<b>YCRes - Young Communicants R</b>							
Restricted	1,644.42	49.62	—	—	—	—	1,694.04
<b>Sub-total for YCRes</b>	<b>1,644.42</b>	<b>49.62</b>	<b>—</b>	<b>—</b>	<b>—</b>	<b>—</b>	<b>1,694.04</b>
<b>Education - CBF Educ1 Educationa</b>							
Restricted	11,052.38	333.56	—	(1,460.00)	—	—	9,925.94
<b>Sub-total for Education</b>	<b>11,052.38</b>	<b>333.56</b>	<b>—</b>	<b>(1,460.00)</b>	<b>—</b>	<b>—</b>	<b>9,925.94</b>
<b>Grand total</b>	<b>922,746.9</b>	<b>150,220.3</b>	<b>160,047.1</b>	<b>—</b>	<b>1,689.02</b>	<b>(79.35)</b>	<b>914,529.8</b>
	<b>7</b>	<b>7</b>	<b>6</b>				<b>5</b>

## Analysis of income and expenditure

	Unrestricted	Designated	Restricted	Endowment	Total	
					This year	Last year

### INCOME AND ENDOWMENTS

#### Donations and legacies

0101 - Monthly standing orders	—	27,479.00	—	—	27,479.00	27,796.00
0102 - S/O Non Gift Aid Bank	—	504.00	—	—	504.00	584.00
0110 - Gift Aid - Planned Giving Envelopes	—	16,197.10	—	—	16,197.10	18,039.50
0201 - Other planned giving - non gift aided	—	30.00	—	—	30.00	—
0250 - One Off Gift Aid Envelopes	—	6,463.66	—	—	6,463.66	7,415.51
0301 - Loose plate collections	—	7,502.62	—	—	7,502.62	7,652.44
0401 - Regular gift days	—	—	—	—	—	—
0410 - Candle Box	—	1,547.04	—	—	1,547.04	1,229.99
0411 - Lamps - GASDS	—	280.00	—	—	280.00	110.00
0413 - Tea/Coffee Donations	—	711.29	—	—	711.29	539.54
0414 - Flower donations	—	350.00	—	—	350.00	395.00
0415 - Grid Project/Graveyard	—	—	—	—	—	—
0416 - Designated Donations	—	52.00	—	—	52.00	29.83
0417 - War Graves Commission	—	80.00	—	—	80.00	98.00
0418 - Misc. Donations GASDS	—	2,141.18	—	—	2,141.18	2,340.58
0501 - One-off Gift Aid gifts	—	—	—	—	—	64.00
0510 - Gifts of quoted securities	—	—	—	—	—	—
0550 - Sundry Donations - GASDS	—	—	—	—	—	—
0555 - Sundry Donations Non-	—	479.25	—	—	479.25	814.50

GASDS						
0601 - Tax recoverable on Gift Aid	—	14,794.56	—	—	14,794.56	15,703.25
0611 - Furlough claim	—	—	—	—	—	—
0701 - Legacies	—	2,200.00	300.00	—	2,500.00	—
0801 - Recurring grants	—	—	—	—	—	—
08A1 - Non-recurring one-off grants	—	—	—	—	—	—
0901 - Other funds generated	—	108.10	—	—	108.10	—
Total	—	80,919.80	300.00	—	81,219.80	82,812.14

### Income from charitable activities

0450 - Fees due to Parish- Weddings/Baptisms	—	775.00	—	—	775.00	1,128.00
0451 - Fees due to Parish- Funerals	—	1,571.00	—	—	1,571.00	2,857.00
1210 - Bookstall sales to promote objectives	—	—	—	—	—	72.75
1230 - Church hall lettings - objectives	—	1,585.00	—	—	1,585.00	1,965.00
Total	—	3,931.00	—	—	3,931.00	6,022.75

### Other trading activities

0410A - Candles/Lamps Non-GASDS	—	190.00	—	—	190.00	250.00
0412 - Parish magazine sales	—	—	—	—	—	—
0419 - Misc. Donations Non-GASDS	126.02	2,423.02	—	—	2,549.04	4,663.14
0420 - 100 club subscriptions	—	1,783.00	—	—	1,783.00	1,033.00
0421 - Summer Fair	—	3,255.69	—	—	3,255.69	606.19
0422 - Christmass Fair	—	7,022.02	—	—	7,022.02	6,418.61
0423 - Quiz	—	—	—	—	—	—
0424 - Harvest Social	—	—	—	—	—	—
0425 - Fetes, Bazaars, other fund raising	—	3,024.15	—	—	3,024.15	2,944.69
0426 - Coffee Days	—	—	—	—	—	—
1220 - Bookstall sales - fund raising	—	—	—	—	—	—
1240 - Fletcher Hall casual lettings - fund rai	—	9,693.04	—	—	9,693.04	13,862.00
1241 - F/Hall lettings- Zumba	—	1,480.50	—	—	1,480.50	1,575.00
1242 - F/Hall lettings- Red Tiger	—	1,029.00	—	—	1,029.00	966.00
1243 - F/Hall lettings- Swinton History	—	180.00	—	—	180.00	110.00
1244 - F/Hall lettings- Weight Watchers	—	—	—	—	—	—
1245 - F/Hall lettings- Swinton Quilting	—	380.00	—	—	380.00	460.00
1246 - F/Hall lettings- Swinton Crafting	—	285.00	—	—	285.00	390.00
1247 - F/Hall lettings- Taekwando	—	1,806.00	—	—	1,806.00	1,848.00
1248 - F/Hall lettings- Slimming World	—	—	—	—	—	—
1249 - F/Hall lettings- Salix Homes	—	—	—	—	—	—
1250 - F/Hall lettings- Salford Foundation	—	—	—	—	—	—
1251 - F/Hall lettings- St Peters School	—	750.00	—	—	750.00	1,500.00
1252 - F/H lettings-Under5's Sp, Little Legends	—	—	—	—	—	—
1253 - F/Hall Lettings - Cheerleaders	—	—	—	—	—	—
1254 - F/H Lettings- Young Active Parents	—	—	—	—	—	—
1255 - Fletcher Hall - Office Rent	—	3,600.00	—	—	3,600.00	3,600.00
1256 - F/H Lettings - Swinton Dog Training	—	615.00	—	—	615.00	750.00
1257 - F/H Lettings - Jason Banbury Photos	—	—	—	—	—	562.50
1258 - F/H Lettings - NHS Dementia Cafe	—	30.00	—	—	30.00	595.00
1260 - Bar Sales	—	251.09	—	—	251.09	480.20

1300 - Magazine income - advertising	—	—	—	—	—	—
Total	126.02	37,797.51	—	—	37,923.53	42,614.33

### Investments

1001 - Dividends	—	—	—	—	—	—
1020 - Bank and building society interest	414.16	1,056.55	455.33	—	1,926.04	1,031.67
1030 - Rent from lands or buildings	25,220.00	—	—	—	25,220.00	24,030.00
Total	25,634.16	1,056.55	455.33	—	27,146.04	25,061.67

### Other income

1310 - Insurance claims	—	—	—	—	—	—
1320 - Surplus - sales of fixed assets	—	—	—	—	—	—
Total	—	—	—	—	—	—
<b>INCOME TOTAL</b>	<b>25,760.18</b>	<b>123,704.86</b>	<b>755.33</b>	<b>—</b>	<b>150,220.37</b>	<b>156,510.89</b>

## EXPENDITURE

### Raising funds

1710 - Costs of applying for grants	—	—	—	—	—	—
1720 - Costs of stewardship campaign	—	—	—	—	—	—
1730 - Costs of fetes & other events	20.00	286.50	—	—	306.50	621.06
1740 - Investment management costs	—	—	—	—	—	—
Total	20.00	286.50	—	—	306.50	621.06

### Expenditure on charitable activities

1735 - Parish Office Rental	3,600.00	—	—	—	3,600.00	5,060.00
1801 - Overseas Missions	—	—	—	—	—	—
1850 - Home missions	—	—	—	—	—	—
1870 - Secular charities	—	20.00	—	—	20.00	1,020.00
1910 - Parish Share	—	69,653.65	—	—	69,653.65	66,150.00
2001 - Ministry - Clergy Expenses	2,460.15	—	—	—	2,460.15	2,725.65
2002 - Ministry - Clergy Houses	1,553.93	—	—	—	1,553.93	647.02
2003 - Ministry - Clergy Council Tax	2,385.98	—	—	—	2,385.98	2,270.42
2050 - Caretaker salary	—	5,901.42	—	—	5,901.42	13,728.50
2051 - Clerk salary	1,500.11	—	—	—	1,500.11	1,376.80
2052 - Secretary salary	633.66	—	—	—	633.66	4,484.79
2053 - Organist salary	—	2,440.00	—	—	2,440.00	1,140.00
2054 - HMRC	510.60	1,275.80	—	—	1,786.40	2,929.40
2055 - Pension contributions	—	738.17	—	—	738.17	1,485.06
2056 - Payroll Expenses	216.00	—	—	—	216.00	216.00
2201 - Parish training	—	—	—	—	—	—
2301 - Church insurance	—	9,806.54	—	—	9,806.54	8,714.96
2302 - Church electric	—	3,430.99	—	—	3,430.99	2,285.36
2303 - Church gas	—	10,882.61	—	—	10,882.61	8,096.18
2304 - Church water rates	—	578.07	—	—	578.07	572.36
2305 - Church running expenses	—	886.40	—	—	886.40	96.16
2306 - Church Cleaning Materials	—	390.11	—	—	390.11	221.56
2307 - Church maintenance	—	3,711.60	—	—	3,711.60	4,015.52
2308 - Church Minor Repairs	—	393.14	—	—	393.14	—
2315 - Materials for services	24.75	92.68	—	—	117.43	409.50
2316 - Sacristy Supplies	65.50	2,218.21	—	—	2,283.71	2,427.60
2317 - Church flowers	—	1,116.18	—	—	1,116.18	1,263.17
2340 - Relating to work of Church	292.50	689.27	—	—	981.77	495.69

2350 - Upkeep of churchyards	—	397.97	—	—	397.97	—
2360 - Hospitality	—	329.79	—	—	329.79	454.68
2375 - Fees due to Parish - organist/clerk	—	—	—	—	—	—
2530 - Fletcher Hall - electricity	—	2,697.05	—	—	2,697.05	2,181.96
2540 - Fletcher Hall - gas	—	3,780.40	—	—	3,780.40	2,931.39
2550 - Fletcher Hall - insurance	—	553.32	—	—	553.32	483.72
2551 - Fletcher hall - Boiler Insurance	—	—	—	—	—	—
2560 - Fletcher Hall - maintenance	—	3,475.28	—	—	3,475.28	1,959.95
2570 - Fletcher Hall - cleaning	—	490.81	—	—	490.81	883.78
2580 - Fletcher Hall - water	—	730.71	—	—	730.71	457.44
2590 - Fletcher hall Misc.	—	663.11	—	—	663.11	122.80
2595 - Fletcher Hall - Bar Supplies	—	259.33	—	—	259.33	492.41
2601 - Examination/audit fee	—	—	—	—	—	—
2610 - Sum Up Charges	—	—	—	—	—	3.70
2650 - 100 club prizes	—	430.00	—	—	430.00	555.00
2651 - Fair expenses	—	80.22	—	—	80.22	—
2652 - Stewardship Envelopes	307.76	—	—	—	307.76	295.77
2653 - Office Equipment non-capital	215.19	—	—	—	215.19	2,067.04
2654 - Printing/Stationery	1,884.63	238.93	—	—	2,123.56	460.83
2655 - Office Telephones	673.71	—	—	—	673.71	1,145.05
2656 - Miscellaneous Office expenses	534.40	—	—	—	534.40	129.99
2657 - Presentation of flowers/gifts	—	46.98	—	—	46.98	32.99
2658 - Publications purchased	—	—	—	—	—	—
2659 - Parish Trip Expenses	—	—	—	—	—	—
2701 - Church major repairs - structure	—	—	—	—	—	1,175.00
2710 - Church major repairs - installation	—	—	—	—	—	8,613.60
2720 - Church interior and exterior decorating	—	—	—	—	—	—
2750 - Advertising	369.00	—	—	—	369.00	126.00
2801 - Fletcher Hall + major repairs - structure	—	—	—	—	—	—
2820 - Fletcher Hall + major repairs - installation	—	7,200.00	—	—	7,200.00	—
2830 - Fletcher Hall + interior and exterior de	—	—	—	—	—	—
2840 - Rental property upkeep	6,914.05	—	—	—	6,914.05	6,061.76
2850 - Cost of Revaluations	—	—	—	—	—	—
3000 - Loan Repayment	—	—	—	—	—	—
Total	24,141.92	135,598.74	—	—	159,740.66	162,466.56
<b>EXPENDITURE TOTAL</b>	<b>24,161.92</b>	<b>135,885.24</b>	<b>—</b>	<b>—</b>	<b>160,047.16</b>	<b>163,087.62</b>
<b>GRAND TOTAL</b>	<b>1,598.26</b>	<b>(12,180.38)</b>	<b>755.33</b>	<b>—</b>	<b>(9,826.79)</b>	<b>(6,576.73)</b>

## Independent Reviewer's Notes

### Notes on 2023 Accounts

I would like to thank all those concerned with the preparation of these accounts and the co-operation given to me during their examination. The comments that follow are an attempt to provide a way forward and not a criticism.

#### **Property**

All properties were revalued in 2017.

#### **St Peter's Wedding Account**

All outstanding monies should be transferred into the PCC account in 2024, when appropriate.

#### **All Saints Fabric Fund**

This is being managed by the All Saints committee.

#### **St Augustine's DCC**

St Augustine's accounts are managed in line with all other accounts.

#### **Parish Share**

It is once again encouraging to note that the Parish Share was paid in full.

#### **Accounts Package**


It would be useful for training to be given to others so that there would be a number of individuals able to utilise the Parish finance package and assist the Parish treasurer.

#### **Paperwork Control**

There are some collection/vestry sheets made out in 2023 which do not come up to the expected standard. For example: a sheet had multiple payments in to the bank under one paying in slip number, however, multiple payments were made in to the bank in different ways and on different days. In future, each payment in should be easily identified as separate entities that tally with the bank statement. Another example that is unacceptable is a weekly sheet which the amount shown as banked did not tally with the bank statement. It has been explained to me how this had happened but, moving forward the paperwork must match the bank statement.

When the bank reconciliation are completed at each month end. The reconciliation must be in the same order as the entries on the bank statement. As this cannot be resolved retrospectively for 2023, it must be correct moving into 2024.

Jean Kateera BSc  
19 Rydal Crescent  
Swinton  
Manchester  
M27 5WS



## Section 2:

Swinton & Pendlebury Parishes

### Independent Examiner's Report to the members of the Parochial Church Council

I report on the financial statements of the PCC for the period ended 31 December 2023

#### Respective responsibilities of Trustees and Examiner.

The charity's trustees are responsible for the preparation of the accounts. The charity's trustees consider that an audit is not required for this year under section 144(2) of the Charities Act 2011 (the 2011 act), and that an independent examiner is needed.

It is my responsibility to:

Examine the accounts under section 145 of the 2011 act;

To follow procedures laid down in the general directions given by the Charity Commission under section 145 (5)(b) of the 2011 act; and

To state whether particular matters have come to my attention.

#### Basis of Independent Examiner's Report

My examination was carried out in accordance with the General Directions given by the Charity Commission. An examination includes a review of the accounting records kept by the charity and a comparison of the accounts presented with these records. It also includes consideration of any unusual items or disclosures in the accounts and seeking explanations from you as Trustees concerning any such matters. The procedures undertaken do not provide all the evidence that would be required in an audit and consequently no opinion is given as to whether the accounts present a 'true and fair view' and the report is limited to those matters set out in the statement below.

#### Independent Examiner's Statement

In connection with my examination:

1. Which gives me reasonable cause to believe that in any material respect, the requirements:
  - To keep accounting records in accordance with section 130 of the 2011 Act; and
  - to prepare accounts which accord with the accounting records and comply with the accounting requirements of the 2011 Act:have not been met; or
2. To which, in my opinion, attention should be drawn in order to enable a proper understanding of the accounts to be reached.

Jean Kateera BSc  
19 Rydal Crescent  
Swinton  
Manchester  
M27 5WS



## **CHECKS AND REVIEWS COMPLETED**

**YEAR 2023**

### **Agreeing Treasury Balances**

All bank and cash balances, both opening and closing agree to their respective statements.

### **Agreeing the arithmetical accuracy of the prepared accounts**

All the financial details to be presented to the PCC and the Annual Parish Church Meeting agree arithmetically.

### **Agreeing the arithmetical accuracy of the books of original entry**

- **Sampling of entries back to source documents and vice versa**

Sample checks were carried out to ensure that the sample entries agreed back to

1. The original books
2. There was supporting documents to each transaction sampled.

- **Agreeing the comparative figures against 2022**

These all agreed with the previous statement

- **Comparison of Certain accounts to previous year figures**

All the following accounts were compared to the previous year with no major differences noticeable:

Regular giving

Cash Giving

Tax reclaimed

Treasury accounts

Investment accounts

Fetes and Fund raising

Donations

Jean Kateera BSc  
19 Rydal Crescent  
Swinton  
Manchester  
M27 5WS

## Appendix II: Independent Examiners Letter of Engagement

The Secretary of the Swinton and Pendlebury Parochial Church Council

Dear members of the PCC,

### Engagement as independent examiner

The purpose of this letter is to set out in confirmation of our recent discussions, the basis on which I am prepared to act as independent examiner to prepare a report in respect of the PCC's financial statements for the year ended 31 December 2017 in accordance with section 43 of the Charities Act 1993 ('the Act') and sections 24 to 26 of the Church Accounting Regulations 1997.

### Responsibilities of members of the PCC

As members of the PCC, you are responsible for maintaining proper accounting records and for preparing accounts which give a true and fair view and have been prepared in accordance with the Church Accounting Regulations 1997.

You are also responsible for providing me with information and explanations required for my examinations.

### Responsibilities of the independent examiner

I shall plan my work on the basis that an independent examiner's report is required for the year, unless you inform me in writing to the contrary. As an independent examiner, I have a statutory duty to state in my report whether any matter has come to my attention in connection with the examination which gives me reasonable cause to believe that in any material respect:

Accounting records have *not* been properly kept in accordance with section 41 of the Act; or

The accounts do not accord with the accounting records or do not comply with the regulations other than in respect of the requirement of a true and fair view.

I also have a statutory duty to disclose in my report inconsistencies in the accounts and the annual report and matters coming to my attention in connection with the examination to which, in my opinion, attention should be drawn in order to enable a proper understanding of the accounts to be reached.

Should my work lead me to conclude that the PCC is not entitled to exemption from an audit of the accounts or should I be unable to reach a conclusion on this matter, then I will not issue any report and will notify you in writing of the reasons. In these circumstances, if appropriate, I will discuss with you the need to appoint an auditor.

### Scope of the independent examiner's work

My work will be carried out in accordance with general directions setting out the duties of an independent examiner issued by the Charity Commission and as contained in the Church Accounting Regulations.

My work as independent examiner will be a less onerous form of scrutiny than an audit of the accounts in accordance with Auditing Standards. My examinations will include a review of the accounting records kept by the PCC and a comparison of the accounts presented with those records. It will also include a review of the accounts and consideration of any unusual items or disclosures identified. In such cases where I identify an unusual item, I will seek explanations from the PCC and may carry out verification and vouching procedures where I require further clarification. Similarly, I will make assessments of the estimates and judgements made by you in your preparation of the accounts where they are material to the accounts.

My work cannot be relied on to identify the occasional omission or significant error, nor to disclose breaches of trust or statute, neglect or fraud which may have taken place which it is the responsibility of the PCC to guard against.

Should I become aware, for any reason, that the accounts may be misleading and we cannot agree appropriate amendments and I then conclude that the matter cannot adequately be dealt with in my report, I will not issue any report and will withdraw from the engagement and will notify you in writing of the reasons.

As part of my normal procedures, I may request you to provide written confirmation of any information or explanations given by you orally during the course of my work.

### Fees

As agreed on conclusion of audit.


### Confirmation

Once it has been agreed, this letter will remain effective until it is replaced or until I cease to hold the position of independent examiner.

I shall be grateful if you will let me know if the terms of this letter are not in accordance with your understanding of my terms of appointment.

Yours faithfully

Jean Kateera BSc  
19 Rydal Crescent,  
Swinton  
Manchester  
M27 5WS



---

# Accounts

---

**Trustees Annual report for the year ended 31 December 2022. As a registered charity the Trustees have to report each year to the Charity Commission on the activities of the charity.**

The trustees for the purpose of the Charity Commission of the Ecclesiastical Parish of Swinton and Pendlebury (charity registration number 1131913) are the members of the Parochial Church Council.

The parish of Swinton and Pendlebury is a large urban parish in the north-west district of the area covered by Salford City Council (and the city council's Civic Centre lies within the parish, centred on Swinton Town Hall). It lies astride the A6, the M60/M62, and the Manchester-Atherton-Wigan railway line. The population of the parish is about 25,000. The population of Salford is currently expected to grow steadily over the next ten years and there are plans for significant housing development within the parish and when we know whether some or all of these will go forward we will have to consider our response in terms of mission and ministry. The parish is served by three churches, the parish church of Saint Peter, and the district churches of All Saints and Saint Augustine. The church of Saint Augustine is a Grade One listed building and the church of Saint Peter is Grade Two \*. There is a parish hall, the Fletcher Hall, and the parish owns three units of housing, the curate's house at 46 Townsend Road, a property left to the parish at 86 Eccles Road, and The Gatehouse at Saint Augustine's (also listed). All three are rented at present. The work of three Church of England primary schools : one aided, one maintained school, and one which is part of a multi-academy trust is part of the parish's ministry and mission.

Numbers at worship continued to recover from the effects of the pandemic during 2022, with strong attendance both at Easter and also at Christmas (although Christmas attendance was, we think, impacted by the fears of a further round of COVID, which also led to the cancellation of one or two carol services).

Financially, 2022 was another challenging year. It began with activities still being curtailed by COVID 19. However, as the year passed and the influence of COVID decreased, we had a series of successful fund-raising events and three very successful Christmas Fairs (the fairs brought in over £6000). We were able to pay our parochial apportionment for 2022 in full. However, we did end the year with a slight deficit, which however we were well able to cover from the previous year's slight surplus. We held our last stewardship campaign in 2016 and before COVID we noted that we would soon need to be thinking about our next campaign. Obviously it would not have been appropriate to hold such a campaign in 2020, 2021, or 2022. But we will now begin to plan for such a campaign. We are very grateful to all who support our parish financially, especially those who do so regularly by forms of planned giving. We endeavour to make full use of Gift Aid, making regular claims, and with Gift Aid envelopes available in each church. Each church has its own Gift Aid secretary and makes its own Gift Aid claims and our churches have also been benefiting from the Gift Aid on Small Donations scheme (GASD). We

are also interested in exploring the possibility for card and contactless donations and payment of parochial fees.

An initial listing and counting of our volunteers would start with the 277 people whose names are on the parochial church electoral roll. Very many people volunteer to aid our activities each year in a variety of ways, including help with fund-raising, with visiting and pastoral care, with a variety of ministries in our prayer and worship, with hospitality, with the maintenance of the fabric of our churches, with our children's activities, as foundation governors at the schools, and with publicity. Our participation in Heritage Open Days each year is dependent on volunteers assisting our limited stipendiary team. And, of course, those who come and participate in our prayer and worship are overwhelmingly there as volunteers.

The trustees believe that by promoting the work of this parish they help to promote the whole mission of the church and that in so doing they provide a public benefit by providing facilities for public worship, prayer, pastoral care and spiritual, moral, and intellectual development, both for its regular worshippers and for anyone who wishes to benefit from what the church offers, and by promoting Christian values and service (such as emergency food support and literacy support) in the community to the benefit of individuals and society as a whole. More information on these benefits is clear, we think, throughout this report.

The trustees consider the following to be connected charities:

1. Saint Augustine's Restoration and Development Trust, for "the restoration, repair, renewal, improvement and maintenance of the fabric of the Church of Saint Augustine Pendlebury" (regd charity no. 1011150)
2. Church of Saint Peter, Swinton, Restoration and Development Trust, for the restoration, repair or renewal, maintenance and improvement" of Saint Peter's Church, Swinton (regd charity no. 514938).

Grants are, on occasion, paid to these connected charities and other charitable projects which appear to the Parochial Church Council to support the furtherance of the parish's charitable objects.

The trustees confirm that the major risks to which the operation of the parish is exposed have been reviewed and that systems and procedures have been established to manage those risks. We endeavour to continue to examine major strategic, financial, and operational risks which the charity faces and confirm that systems have been and will be implemented to enable the necessary steps to be taken to lessen these risks.

# **Parish of Swinton and Pendlebury**

**Registered Charity Number 1131913**

## **End of Year Financial Statements**

**Year ending 2022**

Approved by the Parochial Church Council at its .....Meeting 2023  
and signed on behalf by:-

Fr.J.P Sheehy  
PCC Chaiman

Mrs J.S.Williams  
PCC Secretary

## Statement of Financial Activities

	Unrestricted funds	Restricted funds	Endowment funds	Total funds	Prior year total funds
<b>Income and endowments from:</b>					
Donations and legacies	82,812.14	—	—	82,812.14	91,706.02
Income from charitable activities	6,022.75	—	—	6,022.75	5,286.25
Other trading activities	42,614.33	—	—	42,614.33	24,964.56
Investments	24,866.57	195.10	—	25,061.67	22,855.62
Other income	—	—	—	—	—
<b>Total income</b>	<b>156,315.79</b>	<b>195.10</b>	<b>—</b>	<b>156,510.89</b>	<b>144,812.45</b>
<b>Expenditure on:</b>					
Raising funds	621.06	—	—	621.06	193.69
Expenditure on charitable activities	162,466.56	—	—	162,466.56	135,984.54
<b>Total expenditure</b>	<b>163,087.62</b>	<b>—</b>	<b>—</b>	<b>163,087.62</b>	<b>136,178.23</b>
Gains / losses on investment assets	202.69	(3,087.38)	—	(2,884.69)	858.63
<b>Net income / (expenditure) resources before transfer</b>	<b>(6,569.14)</b>	<b>(2,892.28)</b>	<b>—</b>	<b>(9,461.42)</b>	<b>9,492.85</b>
<b>Transfers</b>					
Gross transfers between funds - in	16,178.72	—	—	16,178.72	16,020.29
Gross transfers between funds - out	(14,718.68)	(1,460.04)	—	(16,178.72)	(16,020.29)
<b>Other recognised gains / losses</b>					
Gains on revaluation, fixed assets, charity's own use	—	—	—	—	—
<b>Net movement in funds</b>	<b>(5,109.10)</b>	<b>(4,352.32)</b>	<b>—</b>	<b>(9,461.42)</b>	<b>9,492.85</b>
<b>Total funds brought forward</b>	<b>880,262.17</b>	<b>50,990.34</b>	<b>—</b>	<b>931,252.51</b>	<b>921,759.66</b>
<b>Total funds carried forward</b>	<b>875,153.07</b>	<b>46,638.02</b>	<b>—</b>	<b>921,791.09</b>	<b>931,252.51</b>
<b>Represented by</b>					
<b>Unrestricted</b>					
General fund	790,211.14	—	—	790,211.14	790,211.14
<b>Designated</b>					
AS Fabric Fund	22,590.31	—	—	22,590.31	20,893.05
All Saints	16,329.78	—	—	16,329.78	12,691.56
Fletcher Hall	(21,160.71)	—	—	(21,160.71)	(24,115.70)
Fletcher Hall Bar	759.37	—	—	759.37	510.20
SA Graveyard	1,418.00	—	—	1,418.00	1,418.00
SP DCC Missions	11,673.42	—	—	11,673.42	10,409.27
St Augustines	(24,773.38)	—	—	(24,773.38)	(18,097.55)
St Peters	78,105.14	—	—	78,105.14	86,342.24
Young Communicants	—	—	—	—	(0.04)
<b>Restricted</b>					
Agency collection	—	(955.88)	—	(955.88)	(955.88)
CBF Educ1 Educational	—	11,052.38	—	11,052.38	12,369.73
CCLA 71803 PCC Investment Fund 1012F	—	9,639.67	—	9,639.67	11,148.31
CCLA 72004 St Augustines Investment Fund 1093D	—	11,022.32	—	11,022.32	11,022.32
CCLA 83002 St Peters Investment Fund 1255S	—	11,576.78	—	11,576.78	13,113.62
CCLA 83010 Parish Hall 1299F	—	267.76	—	267.76	309.66
SA Maintenance Reserve	—	1,046.22	—	1,046.22	1,032.63
SP Maintenance Reserve	—	1,344.35	—	1,344.35	1,326.87
Young Communicants Reserve	—	1,644.42	—	1,644.42	1,623.08

## Balance sheet

	Total funds	Prior year funds
<b>Fixed assets</b>		
Tangible assets	786,075.97	786,299.98
Investments	32,506.53	35,593.91
	<b>818,582.50</b>	<b>821,893.89</b>
<b>Current assets</b>		
Stocks and work in progress	386.75	186.26
Cash at bank and in hand	103,135.88	110,584.22
	<b>103,522.63</b>	<b>110,770.48</b>
<b>Liabilities</b>		
Creditors: Amounts falling due in one year	314.04	1,411.86
	<b>314.04</b>	<b>1,411.86</b>
<b>Net current assets less current liabilities</b>	<b>103,208.59</b>	<b>109,358.62</b>
<b>Total assets less current liabilities</b>	<b>921,791.09</b>	<b>931,252.51</b>
<b>Total net assets less liabilities</b>	<b>921,791.09</b>	<b>931,252.51</b>
<b>Represented by</b>		
<b>Unrestricted</b>		
General fund	790,211.14	790,211.14
<b>Designated</b>		
Fletcher Hall Bar	759.37	510.20
St Peters	78,105.14	86,342.24
All Saints	16,329.78	12,691.56
St Augustines	(24,773.38)	(18,097.55)
Fletcher Hall	(21,160.71)	(24,115.70)
AS Fabric Fund	22,590.31	20,893.05
SP DCC Missions	11,673.42	10,409.27
SA Graveyard	1,418.00	1,418.00
Young Communicants	—	(0.04)
<b>Restricted</b>		
CCLA 71803 PCC Investment Fund 1012F	9,639.67	11,148.31
CCLA 83010 Parish Hall 1299F	267.76	309.66
CCLA 72004 St Augustines Investment Fund 1093D	11,022.32	11,022.32
CCLA 83002 St Peters Investment Fund 1255S	11,576.78	13,113.62
SA Maintenance Reserve	1,046.22	1,032.63
SP Maintenance Reserve	1,344.35	1,326.87
Young Communicants Reserve	1,644.42	1,623.08
CBF Educ1 Educational	11,052.38	12,369.73
Agency collection	(955.88)	(955.88)
<b>Funds of the church</b>	<b>921,791.09</b>	<b>931,252.51</b>

## Statement of assets and liabilities

	General	Designated	Restricted	Endowment	This year	Last year
<b>Fixed assets - Investments</b>						
CBF Investments -	—	—	32,506.53	—	32,506.53	35,593.91
<b>Totals</b>	<b>—</b>	<b>—</b>	<b>32,506.53</b>	<b>—</b>	<b>32,506.53</b>	<b>35,593.91</b>
<b>Fixed assets - Tangible assets</b>						
Office Computers -	1,075.97	—	—	—	1,075.97	1,299.98
46 Townsend Road -	170,000.00	—	—	—	170,000.00	170,000.00
St Augustines Gatehouse -	100,000.00	—	—	—	100,000.00	100,000.00
86 Eccles Road -	140,000.00	—	—	—	140,000.00	140,000.00
Fletcher Hall -	375,000.00	—	—	—	375,000.00	375,000.00
<b>Totals</b>	<b>786,075.97</b>	<b>—</b>	<b>—</b>	<b>—</b>	<b>786,075.97</b>	<b>786,299.98</b>

**Current assets - Cash at bank and in hand**

PCC Bank current account -	(92,174.39)	108,662.58	(665.97)	—	15,822.22	18,882.83
Bank holding account -	89,499.89	(67,684.49)	552.95	—	22,368.35	38,492.38
AS DCC Account -	—	(900.00)	450.00	—	(450.00)	—
AS Fabric Fund -	—	22,590.31	—	—	22,590.31	20,893.05
St Augustines DCC -	—	398.00	44.00	—	442.00	—
Fletcher Hall -	—	20,065.48	—	—	20,065.48	8,505.90
Fletcher Hall Bar -	—	337.42	—	—	337.42	196.14
SP Wedding Account -	—	955.88	(641.84)	—	314.04	789.86
CCLA (CBF) Educ1 deposit account -	6,809.67	—	14,706.39	—	21,516.06	22,696.26
Cash in hand -	—	130.00	—	—	130.00	127.80
<b>Totals</b>	<b>4,135.17</b>	<b>84,555.18</b>	<b>14,445.53</b>	<b>—</b>	<b>103,135.88</b>	<b>110,584.22</b>

**Current assets - Stocks and work in progress**

Fletcher Hall Bar Stock -	—	386.75	—	—	386.75	186.26
<b>Totals</b>	<b>—</b>	<b>386.75</b>	<b>—</b>	<b>—</b>	<b>386.75</b>	<b>186.26</b>

**Liabilities - Agency accounts**

Agency collections -	—	—	314.04	—	314.04	1,411.86
<b>Totals</b>	<b>—</b>	<b>—</b>	<b>314.04</b>	<b>—</b>	<b>314.04</b>	<b>1,411.86</b>

<b>Grand total</b>	<b>790,211.14</b>	<b>84,941.93</b>	<b>46,638.02</b>	<b>—</b>	<b>921,791.09</b>	<b>931,252.51</b>
--------------------	-------------------	------------------	------------------	----------	-------------------	-------------------

**Fund movement by type**

	<b>Opening</b>	<b>Incoming</b>	<b>Outgoing</b>	<b>Transfers</b>	<b>Gains/losses</b>	<b>Journals</b>	<b>Closing</b>
<b>CCLA-PCC - CCLA 71803 PCC Inves</b>							
Restricted	11,148.31	—	—	—	(1,508.64)	—	9,639.67
<b>Sub-total for CCLA-PCC</b>	<b>11,148.31</b>	<b>—</b>	<b>—</b>	<b>—</b>	<b>(1,508.64)</b>	<b>—</b>	<b>9,639.67</b>
<b>CCLA-PH - CCLA 83010 Parish Ha</b>							
Restricted	309.66	—	—	—	(41.90)	—	267.76
<b>Sub-total for CCLA-PH</b>	<b>309.66</b>	<b>—</b>	<b>—</b>	<b>—</b>	<b>(41.90)</b>	<b>—</b>	<b>267.76</b>
<b>CCLA-SA - CCLA 72004 St August</b>							
Restricted	11,022.32	—	—	—	—	—	11,022.32
<b>Sub-total for CCLA-SA</b>	<b>11,022.32</b>	<b>—</b>	<b>—</b>	<b>—</b>	<b>—</b>	<b>—</b>	<b>11,022.32</b>
<b>CCLA-SP - CCLA 83002 St Peters</b>							
Restricted	13,113.62	—	—	—	(1,536.84)	—	11,576.78
<b>Sub-total for CCLA-SP</b>	<b>13,113.62</b>	<b>—</b>	<b>—</b>	<b>—</b>	<b>(1,536.84)</b>	<b>—</b>	<b>11,576.78</b>
<b>Ge-FHBar - Fletcher Hall Bar</b>							
Designated	510.20	540.20	493.72	—	—	202.69	759.37
<b>Sub-total for Ge-FHBar</b>	<b>510.20</b>	<b>540.20</b>	<b>493.72</b>	<b>—</b>	<b>—</b>	<b>202.69</b>	<b>759.37</b>
<b>General - General fund</b>							
Unrestricted	790,211.14	24,676.49	28,567.29	3,890.80	—	—	790,211.14
<b>Sub-total for General</b>	<b>790,211.14</b>	<b>24,676.49</b>	<b>28,567.29</b>	<b>3,890.80</b>	<b>—</b>	<b>—</b>	<b>790,211.14</b>
<b>Ga-SP - St Peters</b>							
Designated	86,342.24	66,524.22	71,411.37	(3,349.95)	—	—	78,105.14
<b>Sub-total for Ga-SP</b>	<b>86,342.24</b>	<b>66,524.22</b>	<b>71,411.37</b>	<b>(3,349.95)</b>	<b>—</b>	<b>—</b>	<b>78,105.14</b>
<b>Gb-AS - All Saints</b>							
Designated	12,691.56	24,610.22	20,403.70	(568.30)	—	—	16,329.78
<b>Sub-total for Gb-AS</b>	<b>12,691.56</b>	<b>24,610.22</b>	<b>20,403.70</b>	<b>(568.30)</b>	<b>—</b>	<b>—</b>	<b>16,329.78</b>
<b>Gc-SA - St Augustines</b>							
Designated	(18,097.55)	11,568.34	17,897.30	(346.87)	—	—	(24,773.38)
<b>Sub-total for Gc-SA</b>	<b>(18,097.55)</b>	<b>11,568.34</b>	<b>17,897.30</b>	<b>(346.87)</b>	<b>—</b>	<b>—</b>	<b>(24,773.38)</b>
<b>Gd-FH - Fletcher Hall</b>							
Designated	(24,115.70)	26,269.23	23,314.24	—	—	—	(21,160.71)
<b>Sub-total for Gd-FH</b>	<b>(24,115.70)</b>	<b>26,269.23</b>	<b>23,314.24</b>	<b>—</b>	<b>—</b>	<b>—</b>	<b>(21,160.71)</b>
<b>ASFF - AS Fabric Fund</b>							
Designated	20,893.05	1,697.26	—	—	—	—	22,590.31
<b>Sub-total for ASFF</b>	<b>20,893.05</b>	<b>1,697.26</b>	<b>—</b>	<b>—</b>	<b>—</b>	<b>—</b>	<b>22,590.31</b>
<b>SPMiss - SP DCC Missions</b>							
Designated	10,409.27	429.83	1,000.00	1,834.32	—	—	11,673.42
<b>Sub-total for SPMiss</b>	<b>10,409.27</b>	<b>429.83</b>	<b>1,000.00</b>	<b>1,834.32</b>	<b>—</b>	<b>—</b>	<b>11,673.42</b>
<b>SAGrave - SA Graveyard</b>							
Designated	1,418.00	—	—	—	—	—	1,418.00

Sub-total for SA Grave	1,418.00	—	—	—	—	—	1,418.00
<b>YComm - Young Communicants</b>							
Designated	(0.04)	—	—	0.04	—	—	—
Sub-total for YComm	(0.04)	—	—	0.04	—	—	—
<b>SAMainRes - SA Maintenance Reser</b>							
Restricted	1,032.63	13.59	—	—	—	—	1,046.22
Sub-total for SAMainRes	1,032.63	13.59	—	—	—	—	1,046.22
<b>SPMainRes - SP Maintenance Reser</b>							
Restricted	1,326.87	17.48	—	—	—	—	1,344.35
Sub-total for SPMainRes	1,326.87	17.48	—	—	—	—	1,344.35
<b>YCRes - Young Communicants R</b>							
Restricted	1,623.08	21.38	—	(0.04)	—	—	1,644.42
Sub-total for YCRes	1,623.08	21.38	—	(0.04)	—	—	1,644.42
<b>Education - CBF Educ1 Educationa</b>							
Restricted	12,369.73	142.65	—	(1,460.00)	—	—	11,052.38
Sub-total for Education	12,369.73	142.65	—	(1,460.00)	—	—	11,052.38
<b>Grand total</b>	<b>932,208.39</b>	<b>156,510.89</b>	<b>163,087.62</b>	<b>—</b>	<b>(3,087.38)</b>	<b>202.69</b>	<b>922,746.97</b>

## Analysis of income and expenditure

	Unrestricted	Designated	Restricted	Endowment	This year	Total Last year
--	--------------	------------	------------	-----------	-----------	--------------------

### INCOME AND ENDOWMENTS

#### Donations and legacies

0101 - Monthly standing orders	—	27,796.00	—	—	27,796.00	27,421.00
0102 - S/O Non Gift Aid Bank	—	584.00	—	—	584.00	696.00
0110 - Gift Aid - Planned Giving Envelopes	—	18,039.50	—	—	18,039.50	21,318.45
0250 - One Off Gift Aid Envelopes	—	7,415.51	—	—	7,415.51	4,700.74
0301 - Loose plate collections	—	7,652.44	—	—	7,652.44	8,306.91
0410 - Candle Box	—	1,229.99	—	—	1,229.99	673.41
0411 - Lamps - GASDS	—	110.00	—	—	110.00	175.00
0413 - Tea/Coffee Donations	—	539.54	—	—	539.54	65.62
0414 - Flower donations	—	395.00	—	—	395.00	507.00
0416 - Designated Donations	—	29.83	—	—	29.83	—
0417 - War Graves Commission	18.00	80.00	—	—	98.00	80.00
0418 - Misc. Donations GASDS	—	2,340.58	—	—	2,340.58	2,076.36
0501 - One-off Gift Aid gifts	—	64.00	—	—	64.00	10.00
0550 - Sundry Donations - GASDS	—	—	—	—	—	825.00
0555 - Sundry Donations Non-GASDS	89.50	725.00	—	—	814.50	293.00
0601 - Tax recoverable on Gift Aid	—	15,703.25	—	—	15,703.25	14,755.39
0611 - Furlough claim	—	—	—	—	—	8,782.14
0701 - Legacies	—	—	—	—	—	1,000.00
0901 - Other funds generated	—	—	—	—	—	20.00
<b>Total</b>	<b>107.50</b>	<b>82,704.64</b>	<b>—</b>	<b>—</b>	<b>82,812.14</b>	<b>91,706.02</b>

#### Income from charitable activities

0450 - Fees due to Parish- Weddings/Baptisms	—	1,128.00	—	—	1,128.00	952.00
0451 - Fees due to Parish- Funerals	—	2,857.00	—	—	2,857.00	2,929.00
1210 - Bookstall sales to promote objectives	72.75	—	—	—	72.75	145.25
1230 - Church hall lettings - objectives	—	1,965.00	—	—	1,965.00	1,260.00
<b>Total</b>	<b>72.75</b>	<b>5,950.00</b>	<b>—</b>	<b>—</b>	<b>6,022.75</b>	<b>5,286.25</b>

#### Other trading activities

0410A - Candles/Lamps Non-GASDS	—	250.00	—	—	250.00	250.00
---------------------------------	---	--------	---	---	--------	--------

0412 - Parish magazine sales	—	—	—	—	112.21
0419 - Misc. Donations Non-GASDS	103.52	4,559.62	—	4,663.14	1,868.26
0420 - 100 club subscriptions	—	1,033.00	—	1,033.00	1,984.00
0421 - Summer Fair	—	606.19	—	606.19	—
0422 - Christmass Fair	—	6,418.61	—	6,418.61	2,464.10
0425 - Fetes, Bazaars, other fund raising	—	2,944.69	—	2,944.69	2,163.95
1240 - Fletcher Hall casual lettings - fund rai	—	13,862.00	—	13,862.00	7,063.50
1241 - F/Hall lettings- Zumba	—	1,575.00	—	1,575.00	913.50
1242 - F/Hall lettings- Red Tiger	—	966.00	—	966.00	832.00
1243 - F/Hall lettings- Swinton History	—	110.00	—	110.00	—
1245 - F/Hall lettings- Swinton Quilting	—	460.00	—	460.00	40.00
1246 - F/Hall lettings- Swinton Crafting	—	390.00	—	390.00	30.00
1247 - F/Hall lettings- Taekwando	—	1,848.00	—	1,848.00	1,575.00
1251 - F/Hall lettings- St Peters School	—	1,500.00	—	1,500.00	1,190.00
1255 - Fletcher Hall - Office Rent	—	3,600.00	—	3,600.00	3,600.00
1256 - F/H Lettings - Swinton Dog	—	750.00	—	750.00	180.00
Training					
1257 - F/H Lettings - Jason Banbury	—	562.50	—	562.50	285.00
Photos					
1258 - F/H Lettings - NHS Dementia	—	595.00	—	595.00	—
Cafe					
1260 - Bar Sales	—	480.20	—	480.20	413.04
<b>Total</b>	<b>103.52</b>	<b>42,510.81</b>	<b>—</b>	<b>42,614.33</b>	<b>24,964.56</b>

### Investments

1020 - Bank and building society interest	362.72	473.85	195.10	—	1,031.67	681.10
1030 - Rent from lands or buildings	24,030.00	—	—	—	24,030.00	22,174.52
<b>Total</b>	<b>24,392.72</b>	<b>473.85</b>	<b>195.10</b>	<b>—</b>	<b>25,061.67</b>	<b>22,855.62</b>

### Other income

1310 - Insurance claims	—	—	—	—	—	—
1320 - Surplus - sales of fixed assets	—	—	—	—	—	—
<b>Total</b>	<b>—</b>	<b>—</b>	<b>—</b>	<b>—</b>	<b>—</b>	<b>—</b>
<b>INCOME TOTAL</b>	<b>24,676.49</b>	<b>131,639.30</b>	<b>195.10</b>	<b>—</b>	<b>156,510.89</b>	<b>144,812.45</b>

## EXPENDITURE

### Raising funds

1730 - Costs of fetes & other events	500.50	120.56	—	—	621.06	193.69
<b>Total</b>	<b>500.50</b>	<b>120.56</b>	<b>—</b>	<b>—</b>	<b>621.06</b>	<b>193.69</b>

### Expenditure on charitable activities

1735 - Parish Office Rental	5,060.00	—	—	—	5,060.00	3,600.00
1870 - Secular charities	—	1,020.00	—	—	1,020.00	20.00
1910 - Parish Share	—	66,150.00	—	—	66,150.00	64,890.00
2001 - Ministry - Clergy Expenses	2,725.65	—	—	—	2,725.65	2,661.30
2002 - Ministry - Clergy Houses	647.02	—	—	—	647.02	980.31
2003 - Ministry - Clergy Council Tax	2,270.42	—	—	—	2,270.42	2,174.87
2050 - Caretaker salary	—	13,728.50	—	—	13,728.50	11,226.87
2051 - Clerk salary	1,376.80	—	—	—	1,376.80	1,304.88
2052 - Secretary salary	4,484.79	—	—	—	4,484.79	5,347.08
2053 - Organist salary	100.00	1,040.00	—	—	1,140.00	400.00
2054 - HMRC	339.80	2,589.60	—	—	2,929.40	2,364.20
2055 - Pension contributions	—	1,485.06	—	—	1,485.06	1,072.36
2056 - Payroll Expenses	216.00	—	—	—	216.00	216.00
2301 - Church insurance	—	8,714.96	—	—	8,714.96	8,297.86
2302 - Church electric	—	2,285.36	—	—	2,285.36	1,879.92
2303 - Church gas	—	8,096.18	—	—	8,096.18	4,565.50
2304 - Church water rates	—	572.36	—	—	572.36	315.77

2305 - Church running expenses	—	96.16	—	—	96.16	219.25
2306 - Church Cleaning Materials	—	221.56	—	—	221.56	104.24
2307 - Church maintenance	—	4,015.52	—	—	4,015.52	2,299.58
2308 - Church Minor Repairs	—	—	—	—	—	155.00
2315 - Materials for services	341.52	67.98	—	—	409.50	750.35
2316 - Sacristy Supplies	214.00	2,213.60	—	—	2,427.60	1,061.13
2317 - Church flowers	—	1,263.17	—	—	1,263.17	855.68
2340 - Relating to work of Church	90.00	405.69	—	—	495.69	210.40
2360 - Hospitality	—	454.68	—	—	454.68	62.56
2530 - Fletcher Hall - electricity	—	2,181.96	—	—	2,181.96	1,800.86
2540 - Fletcher Hall - gas	—	2,931.39	—	—	2,931.39	1,698.71
2550 - Fletcher Hall - insurance	—	483.72	—	—	483.72	463.44
2560 - Fletcher Hall - maintenance	—	1,959.95	—	—	1,959.95	2,016.61
2570 - Fletcher Hall - cleaning	—	883.78	—	—	883.78	382.92
2580 - Fletcher Hall - water	—	457.44	—	—	457.44	211.04
2590 - Fletcher hall Misc.	—	122.80	—	—	122.80	393.53
2595 - Fletcher Hall - Bar Supplies	—	492.41	—	—	492.41	141.14
2610 - Sum Up Charges	—	3.70	—	—	3.70	—
2650 - 100 club prizes	—	555.00	—	—	555.00	530.00
2652 - Stewardship Envelopes	295.77	—	—	—	295.77	392.04
2653 - Office Equipment non-capital	2,067.04	—	—	—	2,067.04	999.48
2654 - Printing/Stationery	375.18	85.65	—	—	460.83	102.01
2655 - Office Telephones	1,145.05	—	—	—	1,145.05	1,087.47
2656 - Miscellaneous Office expenses	129.99	—	—	—	129.99	146.25
2657 - Presentation of flowers/gifts	—	32.99	—	—	32.99	218.00
2701 - Church major repairs - structure	—	1,175.00	—	—	1,175.00	—
2710 - Church major repairs - installation	—	8,613.60	—	—	8,613.60	—
2750 - Advertising	126.00	—	—	—	126.00	90.00
2840 - Rental property upkeep	6,061.76	—	—	—	6,061.76	8,275.93
Total	28,066.79	134,399.77	—	—	162,466.56	135,984.54
<b>EXPENDITURE TOTAL</b>	28,567.29	134,520.33	—	—	163,087.62	136,178.23
<b>GRAND TOTAL</b>	(3,890.80)	(2,881.03)	195.10	—	(6,576.73)	8,634.22

## **CHECKS AND REVIEWS COMPLETED**

**YEAR 2022**

### **Agreeing Treasury Balances**

All bank and cash balances, both opening and closing agree to their respective statements.

### **Agreeing the arithmetical accuracy of the prepared accounts**

All the financial details to be presented to the PCC and the Annual Parish Church Meeting agree arithmetically.

### **Agreeing the arithmetical accuracy of the books of original entry**

- **Sampling of entries back to source documents and vice versa**

Sample checks were carried out to ensure that the sample entries agreed back to

- 1 The original books
- 2 There was supporting documents to each transaction sampled.

- **Agreeing the comparative figures against 2021**

These all agreed with the previous statement

- **Comparison of Certain accounts to previous year figures**

All the following accounts were compared to the previous year with no major differences noticeable:

Regular giving

Cash Giving

Tax reclaimed

Treasury accounts

Investment accounts

Fetes and Fund raising

Donations

---

# Accounts

---

**Trustees Annual Report for the year ended 31 December 2021. As a registered charity the Trustees have to report each year to the Charity Commission on the activities of the charity:**

The trustees for the purpose of the Charity Commission of the Ecclesiastical Parish of Swinton and Pendlebury (charity registration number 1131913) are the members of the Parochial Church Council.

The parish of Swinton and Pendlebury is a large urban parish in the north-west district of the area covered by Salford City Council. It lies astride the A6, the M60, and the Manchester-Atherton-Wigan railway line. The population of Salford is currently expected to grow steadily over the next ten years and there are plans for significant housing development within the parish, some of which is now taking shape. When we know more we will have to further consider our response in terms of mission and ministry. The parish is served by three churches, the parish church of Saint Peter and the district churches of All Saints and Saint Augustine. The church of Saint Augustine is a Grade One listed building and the church of Saint Peter is Grade Two \* listed. There is a parish hall, the Fletcher Hall, and the parish owns three units of housing, the curate's house at 46 Townsend Road, a property left to the parish at 86 Eccles Road, and The Gatehouse at Saint Augustine's. The work of the three Church of England schools, one aided, one maintained, and one which is part of a multi-academy trust is part of the parish's ministry and mission.

Financially we have been tested thoroughly by COVID 19. However, the government's furlough scheme and lockdowns enabled us to keep tight control of spending. We have been able to pay our diocesan apportionment of £64890 in full. Our donors have been both generous and disciplined in maintain their contributions to our costs. We are grateful to all who support our parish financially, especially those who do so regularly by forms of planned giving. We endeavour to make full use of Gift Aid, making regular claims. Each church has its own Gift Aid secretary and makes its own Gift Aid claims.

An initial listing and counting of our volunteers would start with the 269 people whose names are on the parochial church electoral roll. Very many people volunteer to aid our activities each year, though a number of these activities had to be suspended at the outbreak of COVID, some of them were forbidden under the regulations in force, and it is only recently that they have begun to re-establish their usual activities. There is still along way to go before recovery from COVID is achieved.

The trustees believe that by promoting the work of this parish they help to promote the whole mission of the church and that by so doing they provide a public benefit by providing facilities for public worship, prayer, pastoral care and spiritual, moral and intellectual development, both for its regular worshippers and for anyone who wishes to benefit from what the church offers, and by promoting Christian values and service in the community to the benefit of individuals and society as a whole.

The trustees consider the following to be connected charities:

1. Saint Augustine's Restoration and Development Trust, for "the restoration, repair, renewal, improvement and maintenance of the fabric of the Church of Saint Augustine, Pendlebury" (regd charity no. 1011150).
2. Church of Saint Peter, Swinton Restoration and Development Trust for the "restoration, repair or renewal, maintenance and improvement" of Saint Peter's Church, Swinton (regd charity no. 514938).

Grants are, on occasion, paid to these connected charities and other charitable projects which appear to the Parochial Church Council to support the furtherance of the parish's charitable objects.

The trustees confirm that the major risks to which the operation of the parish is exposed have been reviewed and that systems and procedures have been established to manage those risks. We endeavour to continue to examine major strategic, financial and operational risks which the charity faces and confirm that systems have been and will be implemented to enable the necessary steps to be taken to lessen these risks.

**Parish of Swinton and Pendlebury**  
**Registered Charity Number 1131913**

**End of Year Financial Statements**

**Year ending 2021**

Approved by the Parochial Church Council at its .....Meeting 2022 and  
signed on behalf by:-

Fr. J. P. Sheehy  
PCC Chairman

Mrs. J. S. Williams  
PCC Secretary

## Statement of Financial Activities

	Unrestricted funds	Restricted funds	Endowment funds	Total funds	Prior year total funds
<b>Income and endowments from:</b>					
Donations and legacies	91,706.02	—	—	91,706.02	92,632.96
Income from charitable activities	5,286.25	—	—	5,286.25	3,387.17
Other trading activities	24,964.56	—	—	24,964.56	36,813.01
Investments	22,847.36	8.26	—	22,855.62	20,529.01
Other income	—	—	—	—	—
<b>Total income</b>	<b>144,804.19</b>	<b>8.26</b>	<b>—</b>	<b>144,812.45</b>	<b>153,362.15</b>
<b>Expenditure on:</b>					
Raising funds	193.69	—	—	193.69	—
Expenditure on charitable activities	135,984.54	—	—	135,984.54	130,506.53
<b>Total expenditure</b>	<b>136,178.23</b>	<b>—</b>	<b>—</b>	<b>136,178.23</b>	<b>130,506.53</b>
Gains / losses on investment assets	19.45	839.18	—	858.63	(1,370.44)
<b>Net income / (expenditure) resources before transfer</b>	<b>8,645.41</b>	<b>847.44</b>	<b>—</b>	<b>9,492.85</b>	<b>21,485.18</b>
<b>Transfers</b>					
Gross transfers between funds - in	16,019.40	0.89	—	16,020.29	16,648.28
Gross transfers between funds - out	(16,020.29)	—	—	(16,020.29)	(16,648.28)
<b>Other recognised gains / losses</b>					
Gains on revaluation, fixed assets, charity's own use	—	—	—	—	—
<b>Net movement in funds</b>	<b>8,644.52</b>	<b>848.33</b>	<b>—</b>	<b>9,492.85</b>	<b>21,485.18</b>
<b>Total funds brought forward</b>	<b>871,617.75</b>	<b>50,141.91</b>	<b>—</b>	<b>921,759.66</b>	<b>900,274.48</b>
<b>Total funds carried forward</b>	<b>880,262.27</b>	<b>50,990.24</b>	<b>—</b>	<b>931,252.51</b>	<b>921,759.66</b>
<b>Represented by</b>					
<b>Unrestricted</b>					
General fund	790,211.14	—	—	790,211.14	790,162.14
<b>Designated</b>					
AS Fabric Fund	20,893.05	—	—	20,893.05	19,764.48
All Saints	12,691.56	—	—	12,691.56	10,925.15
Fletcher Hall	(24,115.70)	—	—	(24,115.70)	(28,889.84)
Fletcher Hall Bar	510.20	—	—	510.20	561.39
SA Graveyard	1,418.00	—	—	1,418.00	1,418.00
SP DCC Missions	10,409.27	—	—	10,409.27	8,574.95
St Augustines	(18,097.52)	—	—	(18,097.52)	(11,457.85)
St Peters	86,342.27	—	—	86,342.27	80,558.48
Young Communicants	—	—	—	—	0.85
<b>Restricted</b>					
Agency collection	—	(955.88)	—	(955.88)	(955.88)
CBF Educ1 Educational	—	12,369.73	—	12,369.73	12,363.41
CCLA 71803 PCC Investment Fund 1012F	—	11,148.31	—	11,148.31	11,935.80
CCLA 72004 St Augustines Investment Fund	—	11,022.32	—	11,022.32	11,022.32

1093D					
CCLA 83002 St Peters Investment Fund	—	13,113.62	—	13,113.62	11,465.08
1255S					
CCLA 83010 Parish Hall 1299F	—	309.66	—	309.66	331.53
SA Maintenance Reserve	—	1,032.60	—	1,032.60	1,032.10
SP Maintenance Reserve	—	1,326.84	—	1,326.84	1,326.18
Young Communicants Reserve	—	1,623.04	—	1,623.04	1,621.37

## Balance sheet

			<b>Total funds</b>	<b>Prior year funds</b>
<b>Fixed assets</b>				
Tangible assets			786,299.98	785,000.00
Investments			35,593.91	34,754.73
			<b>821,893.89</b>	<b>819,754.73</b>
<b>Current assets</b>				
Stocks and work in progress			186.26	166.81
Cash at bank and in hand			110,584.22	103,297.82
			<b>110,770.48</b>	<b>103,464.63</b>
<b>Liabilities</b>				
Creditors: Amounts falling due in one year			1,411.86	1,459.70
			<b>1,411.86</b>	<b>1,459.70</b>
<b>Net current assets less current liabilities</b>			<b>109,358.62</b>	<b>102,004.93</b>
<b>Total assets less current liabilities</b>			<b>931,252.51</b>	<b>921,759.66</b>
<b>Total net assets less liabilities</b>			<b>931,252.51</b>	<b>921,759.66</b>
<b>Represented by</b>				
<b>Unrestricted</b>				
General fund			790,211.14	790,162.14
<b>Designated</b>				
Fletcher Hall Bar			510.20	561.39
St Peters			86,342.27	80,558.48
All Saints			12,691.56	10,925.15
St Augustines			(18,097.52)	(11,457.85)
Fletcher Hall			(24,115.70)	(28,889.84)
AS Fabric Fund			20,893.05	19,764.48
SP DCC Missions			10,409.27	8,574.95
SA Graveyard			1,418.00	1,418.00
Young Communicants			—	0.85
<b>Restricted</b>				
CCLA 71803 PCC Investment Fund 1012F			11,148.31	11,935.80
CCLA 83010 Parish Hall 1299F			309.66	331.53
CCLA 72004 St Augustines Investment Fund 1093D			11,022.32	11,022.32
CCLA 83002 St Peters Investment Fund 1255S			13,113.62	11,465.08
SA Maintenance Reserve			1,032.60	1,032.10
SP Maintenance Reserve			1,326.84	1,326.18
Young Communicants Reserve			1,623.04	1,621.37
CBF Educ1 Educational			12,369.73	12,363.41
Agency collection			(955.88)	(955.88)
<b>Funds of the church</b>			<b>931,252.51</b>	<b>921,759.66</b>

## Statement of assets and liabilities

		<b>General</b>	<b>Designated</b>	<b>Restricted</b>	<b>Endowment</b>	<b>This year</b>	<b>Last</b>
<b>year</b>							
<b>Fixed assets - Investments</b>							
CBF Investments -				35,593.91	—	35,593.91	34,754.73
<b>Totals</b>				<b>35,593.91</b>	<b>—</b>	<b>35,593.91</b>	<b>34,754.73</b>
<b>Fixed assets - Tangible assets</b>							
Office Computers -		1,299.98	—	—	—	1,299.98	—
46 Townsend Road -		170,000.00	—	—	—	170,000.00	170,000.00
St Augustines Gatehouse -		100,000.00	—	—	—	100,000.00	100,000.00

86 Eccles Road -	140,000.00	—	—	—	140,000.00	140,000.00
Fletcher Hall -	375,000.00	—	—	—	375,000.00	375,000.00
<b>Totals</b>	<b>786,299.98</b>	<b>—</b>	<b>—</b>	<b>—</b>	<b>786,299.98</b>	<b>785,000.00</b>

#### Current assets - Cash at bank and in hand

PCC Bank current account -	(73,849.38)	92,732.18	0.03	—	18,882.83	13,892.25
Bank holding account -	71,035.57	(33,096.18)	552.99	—	38,492.38	38,620.75
AS DCC Account -	—	(450.00)	450.00	—	—	—
AS Fabric Fund -	—	20,893.05	—	—	20,893.05	19,764.48
Fletcher Hall -	—	8,505.90	—	—	8,505.90	6,892.04
Fletcher Hall Bar -	—	196.14	—	—	196.14	263.78
SP Wedding Account -	—	955.88	(166.02)	—	789.86	1,049.28
CCLA (CBF) Educ1 deposit account -	6,724.97	0.10	15,971.19	—	22,696.26	22,684.44
Cash in hand -	—	127.80	—	—	127.80	130.80
<b>Totals</b>	<b>3,911.16</b>	<b>89,864.87</b>	<b>16,808.19</b>	<b>—</b>	<b>110,584.22</b>	<b>103,297.82</b>

#### Current assets - Stocks and work in progress

Fletcher Hall Bar Stock -	—	186.26	—	—	186.26	166.81
<b>Totals</b>	<b>—</b>	<b>186.26</b>	<b>—</b>	<b>—</b>	<b>186.26</b>	<b>166.81</b>

#### Liabilities - Agency accounts

Agency collections -	—	—	1,411.86	—	1,411.86	1,459.70
<b>Totals</b>	<b>—</b>	<b>—</b>	<b>1,411.86</b>	<b>—</b>	<b>1,411.86</b>	<b>1,459.70</b>

<b>Grand total</b>	<b>790,211.14</b>	<b>90,051.13</b>	<b>50,990.24</b>	<b>—</b>	<b>931,252.51</b>	<b>921,759.66</b>
--------------------	-------------------	------------------	------------------	----------	-------------------	-------------------

## Fund movement by type

	Opening	Incoming	Outgoing	Transfers	Gains/losses	Closing
<b>CCLA-PCC - CCLA 71803 PCC Inves</b>						
Restricted	11,935.80	—	—	—	(787.49)	11,148.31
<b>Sub-total for CCLA-PCC</b>	<b>11,935.80</b>	<b>—</b>	<b>—</b>	<b>—</b>	<b>(787.49)</b>	<b>11,148.31</b>
<b>CCLA-PH - CCLA 83010 Parish Ha</b>						
Restricted	331.53	—	—	—	(21.87)	309.66
<b>Sub-total for CCLA-PH</b>	<b>331.53</b>	<b>—</b>	<b>—</b>	<b>—</b>	<b>(21.87)</b>	<b>309.66</b>
<b>CCLA-SA - CCLA 72004 St August</b>						
Restricted	11,022.32	—	—	—	—	11,022.32
<b>Sub-total for CCLA-SA</b>	<b>11,022.32</b>	<b>—</b>	<b>—</b>	<b>—</b>	<b>—</b>	<b>11,022.32</b>
<b>CCLA-SP - CCLA 83002 St Peters</b>						
Restricted	11,465.08	—	—	—	1,648.54	13,113.62
<b>Sub-total for CCLA-SP</b>	<b>11,465.08</b>	<b>—</b>	<b>—</b>	<b>—</b>	<b>1,648.54</b>	<b>13,113.62</b>
<b>Ge-FHBar - Fletcher Hall Bar</b>						
Designated	561.39	413.04	183.68	(300.00)	—	510.20
<b>Sub-total for Ge-FHBar</b>	<b>561.39</b>	<b>413.04</b>	<b>183.68</b>	<b>(300.00)</b>	<b>—</b>	<b>510.20</b>
<b>General - General fund</b>						
Unrestricted	790,162.14	22,627.67	28,825.23	6,246.56	—	790,211.14
<b>Sub-total for General</b>	<b>790,162.14</b>	<b>22,627.67</b>	<b>28,825.23</b>	<b>6,246.56</b>	<b>—</b>	<b>790,211.14</b>
<b>Ga-SP - St Peters</b>						
Designated	80,558.48	66,686.74	55,173.89	(5,729.06)	—	86,342.27
<b>Sub-total for Ga-SP</b>	<b>80,558.48</b>	<b>66,686.74</b>	<b>55,173.89</b>	<b>(5,729.06)</b>	<b>—</b>	<b>86,342.27</b>
<b>Gb-AS - All Saints</b>						
Designated	10,925.15	21,788.19	18,561.34	(1,460.44)	—	12,691.56
<b>Sub-total for Gb-AS</b>	<b>10,925.15</b>	<b>21,788.19</b>	<b>18,561.34</b>	<b>(1,460.44)</b>	<b>—</b>	<b>12,691.56</b>
<b>Gc-SA - St Augustines</b>						
Designated	(11,457.85)	9,391.47	15,139.76	(891.38)	—	(18,097.52)
<b>Sub-total for Gc-SA</b>	<b>(11,457.85)</b>	<b>9,391.47</b>	<b>15,139.76</b>	<b>(891.38)</b>	<b>—</b>	<b>(18,097.52)</b>
<b>Gd-FH - Fletcher Hall</b>						
Designated	(28,889.84)	22,768.47	18,294.33	300.00	—	(24,115.70)
<b>Sub-total for Gd-FH</b>	<b>(28,889.84)</b>	<b>22,768.47</b>	<b>18,294.33</b>	<b>300.00</b>	<b>—</b>	<b>(24,115.70)</b>

<b>ASFF - AS Fabric Fund</b>							
Designated	19,764.48	1,128.57	—	—	—	20,893.05	
<b>Sub-total for ASFF</b>	<b>19,764.48</b>	<b>1,128.57</b>	<b>—</b>	<b>—</b>	<b>—</b>	<b>20,893.05</b>	
<b>SPMiss - SP DCC Missions</b>							
Designated	8,574.95	—	—	1,834.32	—	10,409.27	
<b>Sub-total for SPMiss</b>	<b>8,574.95</b>	<b>—</b>	<b>—</b>	<b>1,834.32</b>	<b>—</b>	<b>10,409.27</b>	
<b>SAGrave - SA Graveyard</b>							
Designated	1,418.00	—	—	—	—	1,418.00	
<b>Sub-total for SAGrave</b>	<b>1,418.00</b>	<b>—</b>	<b>—</b>	<b>—</b>	<b>—</b>	<b>1,418.00</b>	
<b>YComm - Young Communicants</b>							
Designated	0.85	0.04	—	(0.89)	—	—	
<b>Sub-total for YComm</b>	<b>0.85</b>	<b>0.04</b>	<b>—</b>	<b>(0.89)</b>	<b>—</b>	<b>—</b>	
<b>SAMainRes - SA Maintenance Reser</b>							
Restricted	1,032.10	0.50	—	—	—	1,032.60	
<b>Sub-total for SAMainRes</b>	<b>1,032.10</b>	<b>0.50</b>	<b>—</b>	<b>—</b>	<b>—</b>	<b>1,032.60</b>	
<b>SPMainRes - SP Maintenance Reser</b>							
Restricted	1,326.18	0.66	—	—	—	1,326.84	
<b>Sub-total for SPMainRes</b>	<b>1,326.18</b>	<b>0.66</b>	<b>—</b>	<b>—</b>	<b>—</b>	<b>1,326.84</b>	
<b>YCRes - Young Communicants R</b>							
Restricted	1,621.37	0.78	—	0.89	—	1,623.04	
<b>Sub-total for YCRes</b>	<b>1,621.37</b>	<b>0.78</b>	<b>—</b>	<b>0.89</b>	<b>—</b>	<b>1,623.04</b>	
<b>Education - CBF Educ1 Educationa</b>							
Restricted	12,363.41	6.32	—	—	—	12,369.73	
<b>Sub-total for Education</b>	<b>12,363.41</b>	<b>6.32</b>	<b>—</b>	<b>—</b>	<b>—</b>	<b>12,369.73</b>	
<b>Grand total</b>	<b>922,715.54</b>	<b>144,812.45</b>	<b>136,178.23</b>	<b>—</b>	<b>839.18</b>	<b>932,208.39</b>	

## Analysis of income and expenditure

	<b>Unrestricted</b>	<b>Designated</b>	<b>Total</b>
	<b>Endowment</b>	<b>This year</b>	<b>Restricted</b>
		<b>Last year</b>	

## INCOME AND ENDOWMENTS

### Donations and legacies

0101 - Monthly standing orders	—	27,421.00	—	—	27,421.00	26,603.00
0102 - S/O Non Gift Aid Bank	—	696.00	—	—	696.00	616.00
0110 - Gift Aid - Planned Giving Envelopes	—	21,318.45	—	—	21,318.45	19,126.56
0201 - Other planned giving - non gift aided	—	—	—	—	—	—
0250 - One Off Gift Aid Envelopes	—	4,700.74	—	—	4,700.74	2,251.00
0301 - Loose plate collections	—	8,306.91	—	—	8,306.91	2,782.63
0401 - Regular gift days	—	—	—	—	—	—
0410 - Candle Box	—	673.41	—	—	673.41	374.26
0411 - Lamps - GASDS	—	175.00	—	—	175.00	40.00
0413 - Tea/Coffee Donations	—	65.62	—	—	65.62	115.40
0414 - Flower donations	—	507.00	—	—	507.00	250.00
0415 - Grid Project/Graveyard	—	—	—	—	—	500.00
0416 - Designated Donations	—	—	—	—	—	16.63
0417 - War Graves Commission	—	80.00	—	—	80.00	80.00
0418 - Misc. Donations GASDS	—	2,076.36	—	—	2,076.36	3,437.44
0501 - One-off Gift Aid gifts	—	10.00	—	—	10.00	—
0510 - Gifts of quoted securities	—	—	—	—	—	—
0550 - Sundry Donations - GASDS	—	825.00	—	—	825.00	—
0555 - Sundry Donations Non-GASDS	—	293.00	—	—	293.00	1,121.50
0601 - Tax recoverable on Gift	—	14,755.39	—	—	14,755.39	12,944.22

Aid						
0611 - Furlough claim	—	8,782.14	—	—	8,782.14	8,374.32
0701 - Legacies	—	1,000.00	—	—	1,000.00	14,000.00
0801 - Recurring grants	—	—	—	—	—	—
08A1 - Non-recurring one-off grants	—	—	—	—	—	—
0901 - Other funds generated	—	20.00	—	—	20.00	—
Total	—	91,706.02	—	—	91,706.02	92,632.96

### Income from charitable activities

0450 - Fees due to Parish-Weddings/Baptisms	—	952.00	—	—	952.00	309.77
0451 - Fees due to Parish-Funerals	—	2,929.00	—	—	2,929.00	2,431.20
1210 - Bookstall sales to promote objectives	—	145.25	—	—	145.25	—
1230 - Church hall lettings - objectives	—	1,260.00	—	—	1,260.00	646.20
Total	—	5,286.25	—	—	5,286.25	3,387.17

### Other trading activities

0410A - Candles/Lamps Non-GASDS	—	250.00	—	—	250.00	140.00
0412 - Parish magazine sales	—	112.21	—	—	112.21	304.41
0419 - Misc. Donations Non-GASDS	135.32	1,732.94	—	—	1,868.26	21,198.35
0420 - 100 club subscriptions	—	1,984.00	—	—	1,984.00	1,284.00
0421 - Summer Fair	—	—	—	—	—	—
0422 - Christmass Fair	—	2,464.10	—	—	2,464.10	95.55
0423 - Quiz	—	—	—	—	—	—
0424 - Harvest Social	—	—	—	—	—	—
0425 - Fetes, Bazaars, other fund raising	—	2,163.95	—	—	2,163.95	1,986.20
0426 - Coffee Days	—	—	—	—	—	—
1220 - Bookstall sales - fund raising	—	—	—	—	—	—
1240 - Fletcher Hall casual lettings - fund raising	—	7,063.50	—	—	7,063.50	5,345.50
1241 - F/Hall lettings- Zumba	—	913.50	—	—	913.50	252.00
1242 - F/Hall lettings- Red Tiger	—	832.00	—	—	832.00	357.00
1243 - F/Hall lettings- Swinton History	—	—	—	—	—	70.00
1244 - F/Hall lettings- Weight Watchers	—	—	—	—	—	—
1245 - F/Hall lettings- Swinton Quilting	—	40.00	—	—	40.00	120.00
1246 - F/Hall lettings- Swinton Crafting	—	30.00	—	—	30.00	135.00
1247 - F/Hall lettings- Taekwondo	—	1,575.00	—	—	1,575.00	1,400.00
1248 - F/Hall lettings- Slimming World	—	—	—	—	—	—
1249 - F/Hall lettings- Salix Homes	—	—	—	—	—	—
1250 - F/Hall lettings- Salford Foundation	—	—	—	—	—	—
1251 - F/Hall lettings- St Peters School	—	1,190.00	—	—	1,190.00	375.00
1252 - F/H lettings-Under5's Sp, Little Legends	—	—	—	—	—	105.00
1253 - F/Hall Lettings - Cheerleaders	—	—	—	—	—	—
1254 - F/H Lettings- Young Active Parents	—	—	—	—	—	—
1255 - Fletcher Hall - Office Rent	—	3,600.00	—	—	3,600.00	3,600.00
1256 - F/H Lettings - Swinton Dog Training	—	180.00	—	—	180.00	—
1257 - F/H Lettings - Jason Banbury Photos	—	285.00	—	—	285.00	—
1260 - Bar Sales	—	413.04	—	—	413.04	45.00

1300 - Magazine income - advertising	—	—	—	—	—	—
Total	135.32	24,829.24	—	—	24,964.56	36,813.01
<b>Investments</b>						
1001 - Dividends	—	—	—	—	—	—
1020 - Bank and building society interest	317.83	355.01	8.26	—	681.10	1,339.01
1030 - Rent from lands or buildings	22,174.52	—	—	—	22,174.52	19,190.00
Total	22,492.35	355.01	8.26	—	22,855.62	20,529.01
<b>Other income</b>						
1310 - Insurance claims	—	—	—	—	—	—
1320 - Surplus - sales of fixed assets	—	—	—	—	—	—
Total	—	—	—	—	—	—
<b>INCOME TOTAL</b>	<b>22,627.67</b>	<b>122,176.52</b>	<b>8.26</b>	<b>—</b>	<b>144,812.45</b>	<b>153,362.15</b>

## EXPENDITURE

### Raising funds

1710 - Costs of applying for grants	—	—	—	—	—	—
1720 - Costs of stewardship campaign	—	—	—	—	—	—
1730 - Costs of fetes & other events	—	193.69	—	—	193.69	—
1740 - Investment management costs	—	—	—	—	—	—
Total	—	193.69	—	—	193.69	—

### Expenditure on charitable activities

1735 - Parish Office Rental	3,600.00	—	—	—	3,600.00	5,060.00
1801 - Overseas Missions	—	—	—	—	—	—
1850 - Home missions	—	—	—	—	—	100.00
1870 - Secular charities	20.00	—	—	—	20.00	—
1910 - Parish Share	—	64,890.00	—	—	64,890.00	63,000.00
2001 - Ministry - Clergy Expenses	2,661.30	—	—	—	2,661.30	2,658.15
2002 - Ministry - Clergy Houses	980.31	—	—	—	980.31	548.72
2003 - Ministry - Clergy Council Tax	2,174.87	—	—	—	2,174.87	2,092.12
2050 - Caretaker salary	—	11,226.87	—	—	11,226.87	12,375.94
2051 - Clerk salary	1,304.88	—	—	—	1,304.88	1,264.74
2052 - Secretary salary	5,347.08	—	—	—	5,347.08	5,566.24
2053 - Organist salary	—	400.00	—	—	400.00	560.00
2054 - HMRC	478.00	1,886.20	—	—	2,364.20	2,903.25
2055 - Pension contributions	—	1,072.36	—	—	1,072.36	1,322.68
2056 - Payroll Expenses	216.00	—	—	—	216.00	216.00
2201 - Parish training	—	—	—	—	—	—
2301 - Church insurance	—	8,297.86	—	—	8,297.86	8,058.55
2302 - Church electric	—	1,879.92	—	—	1,879.92	2,483.78
2303 - Church gas	—	4,565.50	—	—	4,565.50	3,168.20
2304 - Church water rates	—	315.77	—	—	315.77	233.04
2305 - Church running expenses	75.00	144.25	—	—	219.25	557.65
2306 - Church Cleaning Materials	—	104.24	—	—	104.24	149.52
2307 - Church maintenance	—	2,299.58	—	—	2,299.58	2,399.42
2308 - Church Minor Repairs	—	155.00	—	—	155.00	—
2315 - Materials for services	542.02	208.33	—	—	750.35	104.10
2316 - Sacristy Supplies	78.99	982.14	—	—	1,061.13	1,231.26

2317 - Church flowers	—	855.68	—	—	855.68	362.18
2340 - Relating to work of Church	90.00	120.40	—	—	210.40	174.17
2350 - Upkeep of churchyards	—	—	—	—	—	76.75
2360 - Hospitality	—	62.56	—	—	62.56	45.39
2375 - Fees due to Parish - organist/clerk	—	—	—	—	—	—
2530 - Fletcher Hall - electricity	—	1,800.86	—	—	1,800.86	1,343.55
2540 - Fletcher Hall - gas	—	1,698.71	—	—	1,698.71	369.91
2550 - Fletcher Hall - insurance	—	463.44	—	—	463.44	450.12
2551 - Fletcher hall - Boiler Insurance	—	—	—	—	—	—
2560 - Fletcher Hall - maintenance	—	2,016.61	—	—	2,016.61	2,596.43
2570 - Fletcher Hall - cleaning	—	382.92	—	—	382.92	316.96
2580 - Fletcher Hall - water	—	211.04	—	—	211.04	165.15
2590 - Fletcher hall Misc.	—	393.53	—	—	393.53	561.23
2595 - Fletcher Hall - Bar Supplies	—	141.14	—	—	141.14	—
2601 - Examination/audit fee	—	—	—	—	—	—
2650 - 100 club prizes	—	530.00	—	—	530.00	555.00
2651 - Fair expenses	—	—	—	—	—	—
2652 - Stewardship Envelopes	392.04	—	—	—	392.04	352.10
2653 - Office Equipment non-capital	999.48	—	—	—	999.48	1,270.45
2654 - Printing/Stationery	87.06	14.95	—	—	102.01	—
2655 - Office Telephones	1,087.47	—	—	—	1,087.47	1,404.02
2656 - Miscellaneous Office expenses	124.80	21.45	—	—	146.25	216.40
2657 - Presentation of flowers/gifts	200.00	18.00	—	—	218.00	8.00
2750 - Advertising	90.00	—	—	—	90.00	202.50
2801 - Fletcher Hall + major repairs - structure	—	—	—	—	—	—
2820 - Fletcher Hall + major repairs - installation	—	—	—	—	—	—
2830 - Fletcher Hall + interior and exterior de	—	—	—	—	—	—
2840 - Rental property upkeep	8,275.93	—	—	—	8,275.93	3,982.86
2850 - Cost of Revaluations	—	—	—	—	—	—
3000 - Loan Repayment	—	—	—	—	—	—
Total	28,825.23	107,159.31	—	—	135,984.54	130,506.53
<b>EXPENDITURE TOTAL</b>	28,825.23	107,353.00	—	—	136,178.23	130,506.53
<b>GRAND TOTAL</b>	(6,197.56)	14,823.52	8.26	—	8,634.22	22,855.62

## **Section 2:**

### **Swinton & Pendlebury Parishes**

#### **Independent Examiner's Report to the members of the Parochial Church Council**

I report on the financial statements of the PCC for the period ended 31 December 2021

#### **Respective responsibilities of Trustees and Examiner.**

The charity's trustees are responsible for the preparation of the accounts. The charity's trustees consider that an audit is not required for this year under section 144(2) of the Charities Act 2011 (the 2011 act), and that an independent examiner is needed.

It is my responsibility to:

Examine the accounts under section 145 of the 2011 act;

To follow procedures laid down in the general directions given by the Charity Commission under section 145 (5)(b) of the 2011 act; and

To state whether particular matters have come to my attention.

#### **Basis of Independent Examiner's Report**

My examination was carried out in accordance with the General Directions given by the Charity Commission. An examination includes a review of the accounting records kept by the charity and a comparison of the accounts presented with these records. It also includes consideration of any unusual items or disclosures in the accounts and seeking explanations from you as Trustees concerning any such matters. The procedures undertaken do not provide all the evidence that would be required in an audit and consequently no opinion is given as to whether the accounts present a 'true and fair view' and the report is limited to those matters set out in the statement below.

#### **Independent Examiner's Statement**

In connection with my examination:

- 1 Which gives me reasonable cause to believe that in any material respect, the requirements:

To keep accounting records in accordance with section 130 of the 2011 Act;  
and

to prepare accounts which accord with the accounting records and comply with the accounting requirements of the 2011 Act:

have not been met; or

- 2 To which, in my opinion, attention should be drawn in order to enable a proper understanding of the accounts to be reached.

Jean Kateera BSc  
19 Rydal Crescent  
Swinton  
Manchester  
M27 5WS

---

# Accounts

---

Trustees Annual Report for the year ended 31 December 2020. As a registered charity the Trustees have to report each year to the Charity Commission on the activities of the charity.

The trustees for the purpose of the Charity Commission of the Ecclesiastical Parish of Swinton and Pendlebury (charity registration number 1131913) are the members of the Parochial Church Council.

The parish of Swinton and Pendlebury is a large urban parish in the north-west district of the area covered by Salford City Council (and the city council's Civic Centre lies within the parish, centred on Swinton Town Hall). It lies astride the A6, the M60/M62, and the Manchester-Atherton-Wigan railway line. The population of the parish is about 25,000. The population of Salford is expected to grow steadily over the next ten years and there are plans for significant housing developments within the parish and when we know whether some or all of these will go forward we will have to consider our response in terms of mission and ministry.

The parish is served by three churches, the parish church of Saint Peter, and the district churches of All Saints and Saint Augustine. The church of Saint Augustine is a Grade One listed building and the church of Saint Peter is Grade Two\*. There is a parish hall, the Fletcher Hall, and the parish owns three units of housing, the curate's house at 46 Townsend Road, a property left to the parish at 86 Eccles Road, and The Gatehouse at Saint Augustine's (also listed). All three are rented at present. The work of three Church of England primary schools : one aided, one maintained school, and one which is part of a multi-academy trust is part of the parish's ministry and mission.

Financially, 2020 has been a very challenging year, chiefly because of COVID-19, which caused cancellation of all three Summer Fairs and all three Christmas Fairs (as well as many other fund-raising occasions). We also lost collections from many occasional offices and regular services as a result of the lockdowns. Even when these offices and services were permitted, numbers in church were well down. Our regular donors were nonetheless extremely disciplined and loyal in maintaining their commitment to our parish. We were thus able to pay our parochial apportionment to the diocese in full and to finish the year in a financially stable position.

Because of COVID-19 this has not been a year for dramatic new moves in extending our mission and ministry. The stewardship campaign to which we referred in our last report will not be planned until the pandemic is behind us. An initial listing and counting of our volunteers would start with the people on the parochial church electoral roll. But many other people volunteer to aid our activities each year in a variety of ways and our participation in activities such as Heritage Open Days is dependent on volunteers.

The trustees believe that by promoting the work of this parish they help to promote the whole mission of the church and that in so doing they provide a public benefit by providing facilities for public worship, prayer, pastoral care and spiritual, moral,

and intellectual development, both for its regular worshippers and for anyone who wishes to benefit from what the church offers.

The trustees consider the following to be connected charities:

Saint Augustine's Restoration and Development Trust, for "the restoration, repair, renewal, improvement and maintenance of the fabric of the Church of Saint Augustine Pendlebury" (regd charity no. 1011150)

Church of Saint Peter, Swinton, Restoration and Development Trust, for the restoration, repair or renewal, maintenance and improvement" of Saint Peter's Church Swinton (regd charity no. 514938)

Grants are, on occasion, paid to these connected charities and other charitable projects which appear to the Parochial Church Council to support the furtherance of the parish's charitable objects.

# **Parish of Swinton and Pendlebury**

Registered Charity Number: 1131913

## **End of Year Financial Statements**

### **Year ending 2020**

Approved by the Parochial Church Council at its .....Meeting 2021 and signed on behalf by:-

Fr. J. Sheehy  
PCC Chairman

Mrs. J. S. Williams  
PCC Secretary

## Statement of Financial Activities

	Unrestricted funds	Restricted funds	Endowment funds	Total funds	Prior year total funds
<b>Income and endowments from:</b>					
Donations and legacies	92,632.96	—	—	92,632.96	83,798.81
Income from charitable activities	3,387.17	—	—	3,387.17	9,496.85
Other trading activities	36,813.01	—	—	36,813.01	37,170.12
Investments	20,459.07	69.94	—	20,529.01	23,207.81
<b>Total income</b>	<b>153,292.21</b>	<b>69.94</b>	<b>—</b>	<b>153,362.15</b>	<b>153,673.59</b>
<b>Expenditure on:</b>					
Raising funds	—	—	—	—	109.00
Expenditure on charitable activities	129,046.53	1,460.00	—	130,506.53	145,128.17
<b>Total expenditure</b>	<b>129,046.53</b>	<b>1,460.00</b>	<b>—</b>	<b>130,506.53</b>	<b>145,237.17</b>
Gains / losses on investment assets	(2,523.30)	1,152.86	—	(1,370.44)	532.83
<b>Net income / (expenditure) resources before transfer</b>	<b>21,722.38</b>	<b>(237.20)</b>	<b>—</b>	<b>21,485.18</b>	<b>8,969.25</b>
<b>Transfers</b>					
Gross transfers between funds - in	16,648.28	—	—	16,648.28	56,300.12
Gross transfers between funds - out	(16,648.28)	—	—	(16,648.28)	(56,300.12)
<b>Other recognised gains / losses</b>					
Gains on revaluation, fixed assets, charity's own use	—	—	—	—	4,246.13
<b>Net movement in funds</b>	<b>21,722.38</b>	<b>(237.20)</b>	<b>—</b>	<b>21,485.18</b>	<b>13,215.38</b>
<b>Total funds brought forward</b>	<b>849,895.37</b>	<b>50,379.11</b>	<b>—</b>	<b>900,274.48</b>	<b>887,059.10</b>
<b>Total funds carried forward</b>	<b>871,617.75</b>	<b>50,141.91</b>	<b>—</b>	<b>921,759.66</b>	<b>900,274.48</b>
<b>Represented by</b>					
<b>Unrestricted</b>					
General fund	790,162.14	—	—	790,162.14	792,943.80
<b>Designated</b>					
AS Fabric Fund	19,764.48	—	—	19,764.48	19,247.49
All Saints	10,925.15	—	—	10,925.15	8,920.93
Fletcher Hall	(28,889.84)	—	—	(28,889.84)	(28,036.76)
Fletcher Hall Bar	561.39	—	—	561.39	1,267.74
SA Graveyard	1,418.00	—	—	1,418.00	918.00
SP DCC Missions	8,574.95	—	—	8,574.95	6,724.00
St Augustines	(11,457.85)	—	—	(11,457.85)	(2,011.74)
St Peters	80,558.48	—	—	80,558.48	49,921.06
Young Communicants	0.85	—	—	0.85	0.85
<b>Restricted</b>					
Agency collection	—	(955.88)	—	(955.88)	(955.88)
CBF Educ1 Educational	—	12,363.41	—	12,363.41	13,769.13
CCLA 71803 PCC Investment Fund 1012F	—	11,935.80	—	11,935.80	11,535.00
CCLA 72004 St Augustines Investment Fund 1093D	—	11,022.32	—	11,022.32	11,021.95
CCLA 83002 St Peters Investment Fund 1255S	—	11,465.08	—	11,465.08	10,724.52
CCLA 83010 Parish Hall 1299F	—	331.53	—	331.53	320.40
SA Maintenance Reserve	—	1,032.10	—	1,032.10	1,028.04
SP Maintenance Reserve	—	1,326.18	—	1,326.18	1,320.95
Young Communicants Reserve	—	1,621.37	—	1,621.37	1,615.00

## Balance sheet

### Total funds Prior year funds

<b>Fixed assets</b>		
Tangible assets	785,000.00	785,000.00
Investments	34,754.73	33,601.87
	<b>819,754.73</b>	<b>818,601.87</b>
<b>Current assets</b>		
Stocks and work in progress	166.81	218.16
Cash at bank and in hand	103,297.82	79,981.59
	<b>103,464.63</b>	<b>80,199.75</b>
<b>Liabilities</b>		
Creditors: Amounts falling due in one year	1,459.70	(1,472.86)
	<b>1,459.70</b>	<b>(1,472.86)</b>
<b>Net current assets less current liabilities</b>	<b>102,004.93</b>	<b>81,672.61</b>
<b>Total assets less current liabilities</b>	<b>921,759.66</b>	<b>900,274.48</b>
<b>Total net assets less liabilities</b>	<b>921,759.66</b>	<b>900,274.48</b>
<b>Represented by</b>		
<b>Unrestricted</b>		
General fund	790,162.14	792,943.80
<b>Designated</b>		
AS Fabric Fund	19,764.48	19,247.49
SP DCC Missions	8,574.95	6,724.00
SA Graveyard	1,418.00	918.00
Young Communicants	0.85	0.85
Fletcher Hall Bar	561.39	1,267.74
St Peters	80,558.48	49,921.06
All Saints	10,925.15	8,920.93
St Augustines	(11,457.85)	(2,011.74)
Fletcher Hall	(28,889.84)	(28,036.76)
<b>Restricted</b>		
CCLA 71803 PCC Investment Fund 1012F	11,935.80	11,535.00
Agency collection	(955.88)	(955.88)
CCLA 83010 Parish Hall 1299F	331.53	320.40
CCLA 72004 St Augustines Investment Fund 1093D	11,022.32	11,021.95
CCLA 83002 St Peters Investment Fund 1255S	11,465.08	10,724.52
SA Maintenance Reserve	1,032.10	1,028.04
SP Maintenance Reserve	1,326.18	1,320.95
Young Communicants Reserve	1,621.37	1,615.00
CBF Educ1 Educational	12,363.41	13,769.13
<b>Funds of the church</b>	<b>921,759.66</b>	<b>900,274.48</b>

## Statement of assets and liabilities

year	General				Designated		Restricted		Endowment		This year	Last
<b>Fixed assets - Investments</b>												
CBF Investments -		—	—	34,754.73		—	—	—	—	34,754.73	33,601.87	
<b>Totals</b>		<b>—</b>	<b>—</b>	<b>34,754.73</b>		<b>—</b>	<b>—</b>	<b>—</b>	<b>—</b>	<b>34,754.73</b>	<b>33,601.87</b>	
<b>Fixed assets - Tangible assets</b>												
46 Townsend Road -	170,000.00		—	—		—	—	—	—	170,000.00	170,000.00	
St Augustines Gatehouse -	100,000.00		—	—		—	—	—	—	100,000.00	100,000.00	
86 Eccles Road -	140,000.00		—	—		—	—	—	—	140,000.00	140,000.00	
Fletcher Hall -	375,000.00		—	—		—	—	—	—	375,000.00	375,000.00	
<b>Totals</b>	<b>785,000.0</b>		<b>—</b>	<b>—</b>		<b>—</b>	<b>—</b>	<b>—</b>	<b>—</b>	<b>785,000.0</b>	<b>785,000.0</b>	
	<b>0</b>					<b>0</b>				<b>0</b>	<b>0</b>	
<b>Current assets - Cash at bank and in hand</b>												

PCC Bank current account -	(58,125.34)	72,117.96	(100.37)	—	13,892.25	4,967.11
Bank holding account -	56,571.94	(18,392.11)	440.92	—	38,620.75	20,107.98
AS DCC Account -	—	(450.00)	450.00	—	—	—
AS Fabric Fund -	—	19,764.48	—	—	19,764.48	19,247.49
Fletcher Hall -	—	6,892.04	—	—	6,892.04	9,547.88
Fletcher Hall Bar -	—	263.78	—	—	263.78	918.78
SP Wedding Account -	—	955.88	93.40	—	1,049.28	1,013.47
CCLA (CBF) Educ1 deposit account -	6,715.54	5.97	15,962.93	—	22,684.44	24,048.08
Cash in hand -	—	130.80	—	—	130.80	130.80
<b>Totals</b>	<b>5,162.14</b>	<b>81,288.80</b>	<b>16,846.88</b>	<b>—</b>	<b>103,297.82</b>	<b>79,981.59</b>

#### Current assets - Stocks and work in progress

Fletcher Hall Bar Stock -	—	166.81	—	—	166.81	218.16
<b>Totals</b>	<b>—</b>	<b>166.81</b>	<b>—</b>	<b>—</b>	<b>166.81</b>	<b>218.16</b>

#### Liabilities - Agency accounts

Agency collections -	—	—	1,459.70	—	1,459.70	1,399.09
<b>Totals</b>	<b>—</b>	<b>—</b>	<b>1,459.70</b>	<b>—</b>	<b>1,459.70</b>	<b>1,399.09</b>

#### Liabilities - Creditors: Amounts falling due in one year

Accounts Payable -	—	—	—	—	—	(2,871.95)
<b>Totals</b>	<b>—</b>	<b>—</b>	<b>—</b>	<b>—</b>	<b>—</b>	<b>(2,871.95)</b>

<b>Grand total</b>	<b>790,162.14</b>	<b>81,455.61</b>	<b>50,141.91</b>	<b>—</b>	<b>921,759.66</b>	<b>900,274.48</b>
--------------------	-------------------	------------------	------------------	----------	-------------------	-------------------

## Fund movement by type

	Opening	Incoming	Outgoing	Transfers	Gains/losses	Closing
<b>CCLA-PCC - CCLA 71803 PCC Inves</b>						
Restricted	11,535.00	—	—	—	400.80	11,935.80
<b>Sub-total for CCLA-PCC</b>	<b>11,535.00</b>	<b>—</b>	<b>—</b>	<b>—</b>	<b>400.80</b>	<b>11,935.80</b>
<b>CCLA-PH - CCLA 83010 Parish Ha</b>						
Restricted	320.40	—	—	—	11.13	331.53
<b>Sub-total for CCLA-PH</b>	<b>320.40</b>	<b>—</b>	<b>—</b>	<b>—</b>	<b>11.13</b>	<b>331.53</b>
<b>CCLA-SA - CCLA 72004 St August</b>						
Restricted	11,021.95	—	—	—	0.37	11,022.32
<b>Sub-total for CCLA-SA</b>	<b>11,021.95</b>	<b>—</b>	<b>—</b>	<b>—</b>	<b>0.37</b>	<b>11,022.32</b>
<b>CCLA-SP - CCLA 83002 St Peters</b>						
Restricted	10,724.52	—	—	—	740.56	11,465.08
<b>Sub-total for CCLA-SP</b>	<b>10,724.52</b>	<b>—</b>	<b>—</b>	<b>—</b>	<b>740.56</b>	<b>11,465.08</b>
<b>Ge-FHBar - Fletcher Hall Bar</b>						
Designated	1,267.74	45.00	—	(700.00)	—	561.39
<b>Sub-total for Ge-FHBar</b>	<b>1,267.74</b>	<b>45.00</b>	<b>—</b>	<b>(700.00)</b>	<b>—</b>	<b>561.39</b>
<b>General - General fund</b>						
Unrestricted	792,943.80	22,462.05	24,568.68	2,207.42	—	790,162.14
<b>Sub-total for General</b>	<b>792,943.80</b>	<b>22,462.05</b>	<b>24,568.68</b>	<b>2,207.42</b>	<b>—</b>	<b>790,162.14</b>
<b>Ga-SP - St Peters</b>						
Designated	49,921.06	85,901.34	52,168.28	(3,210.64)	—	80,558.48
<b>Sub-total for Ga-SP</b>	<b>49,921.06</b>	<b>85,901.34</b>	<b>52,168.28</b>	<b>(3,210.64)</b>	<b>—</b>	<b>80,558.48</b>
<b>Gb-AS - All Saints</b>						
Designated	8,920.93	19,953.12	17,728.30	(516.10)	—	10,925.15
<b>Sub-total for Gb-AS</b>	<b>8,920.93</b>	<b>19,953.12</b>	<b>17,728.30</b>	<b>(516.10)</b>	<b>—</b>	<b>10,925.15</b>
<b>Gc-SA - St Augustines</b>						
Designated	(2,011.74)	6,700.82	15,831.93	(315.00)	—	(11,457.85)
<b>Sub-total for Gc-SA</b>	<b>(2,011.74)</b>	<b>6,700.82</b>	<b>15,831.93</b>	<b>(315.00)</b>	<b>—</b>	<b>(11,457.85)</b>
<b>Gd-FH - Fletcher Hall</b>						
Designated	(28,036.76)	17,196.26	18,749.34	700.00	—	(28,889.84)
<b>Sub-total for Gd-FH</b>	<b>(28,036.76)</b>	<b>17,196.26</b>	<b>18,749.34</b>	<b>700.00</b>	<b>—</b>	<b>(28,889.84)</b>

<b>ASFF - AS Fabric Fund</b>						
Designated	19,247.49	516.99	—	—	—	19,764.48
<b>Sub-total for ASFF</b>	<b>19,247.49</b>	<b>516.99</b>	<b>—</b>	<b>—</b>	<b>—</b>	<b>19,764.48</b>
<b>SPMiss - SP DCC Missions</b>						
Designated	6,724.00	16.63	—	1,834.32	—	8,574.95
<b>Sub-total for SPMiss</b>	<b>6,724.00</b>	<b>16.63</b>	<b>—</b>	<b>1,834.32</b>	<b>—</b>	<b>8,574.95</b>
<b>SAGrave - SA Graveyard</b>						
Designated	918.00	500.00	—	—	—	1,418.00
<b>Sub-total for SAGrave</b>	<b>918.00</b>	<b>500.00</b>	<b>—</b>	<b>—</b>	<b>—</b>	<b>1,418.00</b>
<b>YComm - Young Communicants</b>						
Designated	0.85	—	—	—	—	0.85
<b>Sub-total for YComm</b>	<b>0.85</b>	<b>—</b>	<b>—</b>	<b>—</b>	<b>—</b>	<b>0.85</b>
<b>SAMainRes - SA Maintenance Reser</b>						
Restricted	1,028.04	4.06	—	—	—	1,032.10
<b>Sub-total for SAMainRes</b>	<b>1,028.04</b>	<b>4.06</b>	<b>—</b>	<b>—</b>	<b>—</b>	<b>1,032.10</b>
<b>SPMainRes - SP Maintenance Reser</b>						
Restricted	1,320.95	5.23	—	—	—	1,326.18
<b>Sub-total for SPMainRes</b>	<b>1,320.95</b>	<b>5.23</b>	<b>—</b>	<b>—</b>	<b>—</b>	<b>1,326.18</b>
<b>YCRes - Young Communicants R</b>						
Restricted	1,615.00	6.37	—	—	—	1,621.37
<b>Sub-total for YCRes</b>	<b>1,615.00</b>	<b>6.37</b>	<b>—</b>	<b>—</b>	<b>—</b>	<b>1,621.37</b>
<b>Education - CBF Educ1 Educationa</b>						
Restricted	13,769.13	54.28	1,460.00	—	—	12,363.41
<b>Sub-total for Education</b>	<b>13,769.13</b>	<b>54.28</b>	<b>1,460.00</b>	<b>—</b>	<b>—</b>	<b>12,363.41</b>
<b>None - Agency collection</b>						
Restricted	—	—	—	—	—	—
<b>Sub-total for None</b>	<b>—</b>	<b>—</b>	<b>—</b>	<b>—</b>	<b>—</b>	<b>—</b>
<b>Grand total</b>	<b>901,230.3</b>	<b>153,362.1</b>	<b>130,506.5</b>	<b>—</b>	<b>1,152.86</b>	<b>922,715.5</b>
	<b>6</b>	<b>5</b>	<b>3</b>			<b>4</b>

## Analysis of income and expenditure

	<u>Unrestricted</u>	<u>Designated</u>	<u>Total</u>
	<u>Endowment</u>	<u>This year</u> <u>Last year</u>	<u>Restricted</u>

## INCOME AND ENDOWMENTS

### Donations and legacies

0101 - Monthly standing orders	—	26,603.00	—	—	26,603.00	25,848.00
0102 - S/O Non Gift Aid Bank	—	616.00	—	—	616.00	308.00
0110 - Gift Aid - Planned Giving	—	19,126.56	—	—	19,126.56	26,051.64
Envelopes						
0250 - One Off Gift Aid	—	2,251.00	—	—	2,251.00	1,973.99
Envelopes						
0301 - Loose plate collections	—	2,782.63	—	—	2,782.63	8,671.79
0410 - Candle Box	—	374.26	—	—	374.26	772.96
0411 - Lamps - GASDS	—	40.00	—	—	40.00	200.00
0413 - Tea/Coffee Donations	—	115.40	—	—	115.40	655.74
0414 - Flower donations	—	250.00	—	—	250.00	690.00
0415 - Grid Project/Graveyard	—	500.00	—	—	500.00	400.00
0416 - Designated Donations	—	16.63	—	—	16.63	41.00
0417 - War Graves Commission	—	80.00	—	—	80.00	98.00
0418 - Misc. Donations GASDS	—	3,437.44	—	—	3,437.44	2,050.27
0555 - Sundry Donations Non-GASDS	—	1,121.50	—	—	1,121.50	179.96
0601 - Tax recoverable on Gift Aid	—	12,944.22	—	—	12,944.22	15,822.46
0611 - Furlough claim	1,625.72	6,748.60	—	—	8,374.32	—

0701 - Legacies	—	14,000.00	—	—	14,000.00	—
0901 - Other funds generated	—	—	—	—	—	35.00
Total	1,625.72	91,007.24	—	—	92,632.96	83,798.81

### Income from charitable activities

0450 - Fees due to Parish-Weddings/Baptisms	—	309.77	—	—	309.77	2,582.00
0451 - Fees due to Parish-Funerals	—	2,431.20	—	—	2,431.20	2,275.50
1210 - Bookstall sales to promote objectives	—	—	—	—	—	55.20
1230 - Church hall lettings - objectives	—	646.20	—	—	646.20	4,584.15
Total	—	3,387.17	—	—	3,387.17	9,496.85

### Other trading activities

0410A - Candles/Lamps Non-GASDS	—	140.00	—	—	140.00	225.00
0412 - Parish magazine sales	—	304.41	—	—	304.41	451.59
0419 - Misc. Donations Non-GASDS	752.35	20,446.00	—	—	21,198.35	730.96
0420 - 100 club subscriptions	—	1,284.00	—	—	1,284.00	480.00
0421 - Summer Fair	—	—	—	—	—	5,106.29
0422 - Christmass Fair	—	95.55	—	—	95.55	7,219.39
0423 - Quiz	—	—	—	—	—	42.00
0425 - Fetes, Bazaars, other fund raising	35.94	1,950.26	—	—	1,986.20	3,234.13
0426 - Coffee Days	—	—	—	—	—	145.00
1240 - Fletcher Hall casual lettings - fund raising	—	5,345.50	—	—	5,345.50	8,058.00
1241 - F/Hall lettings- Zumba	—	252.00	—	—	252.00	1,258.50
1242 - F/Hall lettings- Red Tiger	—	357.00	—	—	357.00	1,396.50
1243 - F/Hall lettings- Swinton History	—	70.00	—	—	70.00	180.00
1244 - F/Hall lettings- Weight Watchers	—	—	—	—	—	900.00
1245 - F/Hall lettings- Swinton Quilting	—	120.00	—	—	120.00	380.00
1246 - F/Hall lettings- Swinton Crafting	—	135.00	—	—	135.00	315.00
1247 - F/Hall lettings- Taekwondo	—	1,400.00	—	—	1,400.00	2,142.00
1251 - F/Hall lettings- St Peters School	—	375.00	—	—	375.00	1,057.00
1252 - F/H lettings-Under5's Sp, Little Legends	—	105.00	—	—	105.00	405.00
1255 - Fletcher Hall - Office Rent	—	3,600.00	—	—	3,600.00	2,400.00
1260 - Bar Sales	—	45.00	—	—	45.00	1,043.76
Total	788.29	36,024.72	—	—	36,813.01	37,170.12

### Investments

1020 - Bank and building society interest	858.04	411.03	69.94	—	1,339.01	1,127.71
1030 - Rent from lands or buildings	19,190.00	—	—	—	19,190.00	22,080.10
Total	20,048.04	411.03	69.94	—	20,529.01	23,207.81
<b>INCOME TOTAL</b>	<b>22,462.05</b>	<b>130,830.16</b>	<b>69.94</b>	<b>—</b>	<b>153,362.15</b>	<b>153,673.59</b>

## EXPENDITURE

### Raising funds

1730 - Costs of fetes & other events	—	—	—	—	—	109.00
Total	—	—	—	—	—	109.00

## Expenditure on charitable activities

1735 - Parish Office Rental	3,600.00	—	1,460.00	—	5,060.00	365.00
1801 - Overseas Missions	—	—	—	—	—	200.00
1850 - Home missions	—	100.00	—	—	100.00	—
1870 - Secular charities	—	—	—	—	—	20.00
1910 - Parish Share	—	63,000.00	—	—	63,000.00	60,000.00
2001 - Ministry - Clergy Expenses	2,658.15	—	—	—	2,658.15	2,993.85
2002 - Ministry - Clergy Houses	548.72	—	—	—	548.72	661.66
2003 - Ministry - Clergy Council	2,092.12	—	—	—	2,092.12	1,996.95
Tax						
2050 - Caretaker salary	—	12,375.94	—	—	12,375.94	11,946.71
2051 - Clerk salary	1,264.74	—	—	—	1,264.74	1,194.70
2052 - Secretary salary	5,566.24	—	—	—	5,566.24	5,583.44
2053 - Organist salary	—	560.00	—	—	560.00	2,600.00
2054 - HMRC	419.40	2,483.85	—	—	2,903.25	2,440.20
2055 - Pension contributions	—	1,322.68	—	—	1,322.68	1,233.56
2056 - Payroll Expenses	216.00	—	—	—	216.00	216.00
2301 - Church insurance	—	8,058.55	—	—	8,058.55	8,082.40
2302 - Church electric	—	2,483.78	—	—	2,483.78	1,784.81
2303 - Church gas	—	3,168.20	—	—	3,168.20	7,029.61
2304 - Church water rates	—	233.04	—	—	233.04	470.62
2305 - Church running expenses	369.50	188.15	—	—	557.65	1,211.68
2306 - Church Cleaning Materials	—	149.52	—	—	149.52	111.80
2307 - Church maintenance	146.40	2,253.02	—	—	2,399.42	5,061.70
2308 - Church Minor Repairs	—	—	—	—	—	245.49
2315 - Materials for services	104.10	—	—	—	104.10	571.53
2316 - Sacristy Supplies	—	1,231.26	—	—	1,231.26	2,323.14
2317 - Church flowers	—	362.18	—	—	362.18	1,238.73
2340 - Relating to work of Church	154.98	19.19	—	—	174.17	699.86
2350 - Upkeep of churchyards	—	76.75	—	—	76.75	—
2360 - Hospitality	—	45.39	—	—	45.39	404.06
2530 - Fletcher Hall - electricity	—	1,343.55	—	—	1,343.55	2,204.60
2540 - Fletcher Hall - gas	—	369.91	—	—	369.91	3,796.27
2550 - Fletcher Hall - insurance	—	450.12	—	—	450.12	454.80
2560 - Fletcher Hall - maintenance	—	2,596.43	—	—	2,596.43	4,113.89
2570 - Fletcher Hall - cleaning	—	316.96	—	—	316.96	784.93
2580 - Fletcher Hall - water	—	165.15	—	—	165.15	353.64
2590 - Fletcher hall Misc.	—	561.23	—	—	561.23	233.07
2595 - Fletcher Hall - Bar	—	—	—	—	—	307.44
Supplies						
2650 - 100 club prizes	—	555.00	—	—	555.00	525.00
2651 - Fair expenses	—	—	—	—	—	78.64
2652 - Stewardship Envelopes	352.10	—	—	—	352.10	340.64
2653 - Office Equipment non-capital	1,270.45	—	—	—	1,270.45	1,761.83
2654 - Printing/Stationery	—	—	—	—	—	645.14
2655 - Office Telephones	1,404.02	—	—	—	1,404.02	1,219.03
2656 - Miscellaneous Office expenses	216.40	—	—	—	216.40	3,288.19
2657 - Presentation of flowers/gifts	—	8.00	—	—	8.00	17.00
2658 - Publications purchased	—	—	—	—	—	41.40
2750 - Advertising	202.50	—	—	—	202.50	427.00
2840 - Rental property upkeep	3,982.86	—	—	—	3,982.86	3,848.16
Total	24,568.68	104,477.85	1,460.00	—	130,506.53	145,128.17
<b>EXPENDITURE TOTAL</b>	<b>24,568.68</b>	<b>104,477.85</b>	<b>1,460.00</b>	<b>—</b>	<b>130,506.53</b>	<b>145,237.17</b>
<b>GRAND TOTAL</b>	<b>(2,106.63)</b>	<b>26,352.31</b>	<b>(1,390.06)</b>	<b>—</b>	<b>22,855.62</b>	<b>8,436.42</b>

## **Independent Reviewer's Notes**

### **Notes on 2020 Accounts**

#### **Property**

All properties were revalued in 2017.

#### **St Peter's Wedding Account**

All outstanding monies should be transferred into the PCC account in 2021, when appropriate.

#### **All Saints Fabric Fund**

This is being managed by the All Saints committee.

#### **St Augustine's DCC**

St Augustine's accounts are managed in line with all other accounts.

#### **Fletcher Hall and Fletcher Hall Bar Accounts**

There is a concern regarding the transparency of some of the transactions. Documentation to demonstrate **ALL** expenditure must be shown in the accounts. Supporting evidence for all transactions must be provided. For clarity, **only one** paying in book should be used at any one time and finished before commencing a new one. Whilst there is no concern for the overall accounts, measures should be reviewed to ensure that there is a secure audit trail for all transactions.

There has been little commercial use of the Hall during the period of the Covid pandemic, but measures should now be considered and reviewed to ensure that the Fletcher Hall can become profitable in the future.

#### **Fuel and Power Costs**

The gas and electricity suppliers have been reviewed and further changes have been made. These require to be monitored across all Parish locations on an annual basis.

Jean Kateera BSc  
19 Rydal Crescent  
Swinton  
Manchester  
M27 5WS