

PRI 3 RSME REGIMENT

England & Wales · Charity number 1129971

Details

Other names	PRI
Status	Registered
Legal form	Other
Registered	2009-06-03
Register	View on the Charity Commission register

Contact

Address 3 R S M E
Gibraltar Barracks
Blackwater
Camberley
GU17 9LP

Phone 01252863261

Activities

Objects: The charity's object (the object) is 'the promotion of efficiency of the armed forces of the Crown by the provision and support of facilities and activities for the efficiency and well-being of service personnel'.

Activities: The Charity's activities is 'the promotion of efficiency of the armed forces of the Crown by the provision and support of facilities and activities for the efficiency and well-being of Service personnel'.

Classification

- **How:** Makes Grants To Individuals, Makes Grants To Organisations
- **What:** Other Charitable Purposes
- **Who:** Other Defined Groups

Geography

- **Area of benefit:** ENGLAND AND WALES
- Throughout England And Wales

Finances

Period end	Income	Expenditure	Assets	Employees
2025-02-28	£57,749	£58,562	-	-
2024-02-29	£50,632	£50,002	-	-
2023-02-28	£61,804	£62,132	-	-
2022-02-28	£46,652	£47,181	-	-
2021-02-28	£60,374	£43,888	-	-

Trustees

Name	Role	Appointed
Ashleigh Ann Brown		2024-09-02
Mark David Montgomery		2026-05-13

PRI 3 RSME REGIMENT

England & Wales - Charity number 1129971

Accounts

Service (Charitable) Funds Final Accounts,
Managing Trustee's Report, Internal Audit
Board Report and Independent Examiner's Report (SORP 2005 compliant)
Regimental Accounts Scheme

Army Form N1514
(Rev 11/09)

Unit: 3 RSME REGT

Address GIBRALTAR BARRACKS, BLACKWATER, SURREY, GU17 9LP

In respect of the: PRI

Charity Commission registered number: 1129971

for the period from: 01.03.24 to: 28.02.25

Managing Trustee(s) during the period:

From: 01.03.24 To: 28.02.25 Name: Lt Col R D Grant

Fund Holder(s) during the period:

From: 01.03.24 To: 29.05.24 Name: Capt C Foster
From: 29.05.24 To: 28.02.25 Name: Capt J Anderson

Internal Auditor(s) during the period:

From: 01.03.24 To: 28.02.25 Name: Mrs A Burton

Associate Auditor(s) during the period:

From: 01.03.24 To: 28.02.25 Name: SSgt R Hill
From: 01.03.24 To: 28.02.25 Name: SSgt J Heyworth

Regimental Account(s) during the period:

From: 01.03.24 To: 28.02.25 Name: Mr P Hopper

Assembled at Minley on 03.03.25 by order of Commanding Officer, 3 RSME Regiment.

Statement of Financial Activities as at 28/02/2025

Paxton+

Page 1 of 1

Printed: 13/03/2025

3 RSME Regiment**PRI**

	Unrestricted/ Designated/GPF Funds	Restricted Funds	Endowment Funds	Total Funds	Previous Period Total Funds
Incoming Resources					
Voluntary Income	3,487.88	12,752.68	0.00	16,240.56	8,834.39
Activities for Generating Funds	1,700.00	0.00	0.00	1,700.00	1,050.00
Investment Income	4,954.42	10,120.81	0.00	15,075.23	7,710.00
Income Resources from Charitable Activities	9,599.57	0.00	0.00	9,599.57	9,080.50
Other Incoming Resources	0.00	15,133.44	0.00	15,133.44	23,957.57
Total Incoming Resources	19,741.87	38,006.93	0.00	57,748.80	50,632.46
Resources Expended Cost of Generating Funds					
Investment Management Costs	0.00	0.00	0.00	0.00	0.00
Costs of Generating Funds	0.00	0.00	0.00	0.00	0.00
Charitable Activities	1,496.28	25,516.47	0.00	27,012.75	27,187.89
Governance Costs	0.00	0.00	0.00	0.00	0.00
Grants and Donations	11,331.31	10,120.81	0.00	21,452.12	12,814.05
Other Costs	10,096.83	0.00	0.00	10,096.83	10,000.32
Total Resources Expended	22,924.42	35,637.28	0.00	58,561.70	50,002.26
Net Incoming/Outgoing Resources Before Transfers	-3,182.55	2,369.65	0.00	-812.90	630.20
Transfers					
Gross transfers between funds (internal transfers)	1,700.00	-1,700.00	0.00	0.00	0.00
Net Incoming resources before holding gains and losses	-1,482.55	669.65	0.00	-812.90	630.20
Holding Gains/Losses					
Gains on revaluation of the charity's fixed assets	0.00	0.00	0.00	0.00	0.00
Unrealised Gains/Losses on investment assets	0.00	0.00	0.00	0.00	0.00
Net Movement in Funds	-1,482.55	669.65	0.00	-812.90	630.20
Reconciliation of Funds					
Total funds brought forward from previous year	88,345.81	25,096.59	0.00	113,442.40	
Total funds carried forward	86,863.26	25,766.24	0.00	112,629.50	

3 RSME Regiment

February 2025

<u>End of last year</u>		<u>Balance</u>
	<u>Fixed Assets</u>	
0.00	CAPITAL PROPERTY	0.00
0.00	Total Fixed Assets	0.00
	<u>Current Assets</u>	
143,884.65	CURRENT BANK	102,053.98
0.00	INVESTMENTS	0.00
0.00	CASH	0.00
0.00	DEBTORS	15,629.25
0.00	STOCK	0.00
143,884.65	Total Current Assets	117,683.23
143,884.65	Total Assets	117,683.23
	<u>Liabilities</u>	
30,442.25	CREDITORS	5,053.73
0.00	TAX & ERNIC	0.00
0.00	VAT control	0.00
0.00	VAT payable	0.00
(30,442.25)	Total Liabilities	(5,053.73)
113,442.40	Total Assets Minus Liabilities	112,629.50
	<u>Total Funds</u>	
25,096.59	Total Restricted Funds	25,766.24
0.00	Total Endowment Funds	0.00
0.00	Total Designated Funds	0.00
88,345.81	Accumulated Trading & GPF	86,863.26
113,442.40	Total Funds	112,629.50

<u>End of last year</u>		<u>Balance</u>
	Funds Analysis	

	Designated Funds	

0.00		0.00
	Restricted Funds	

730.89	CO's ENTERTAINMENTS	405.00
345.00	REGTL DOG TAGS	377.04
541.29	ALDP LCPL FUNCTIONS	0.00
2,630.00	KEY FOBS	2,620.00
54.62	8 ENGR GENERAL	0.00
2,700.00	3 RSME REGTL ACTIVITY	4,000.00
0.00	CORPS DUTY	0.00
4,687.28	HOUSING WELFARE	5,264.50
0.00	8 ENGR REVETT	380.00
2,145.19	8 ENGR REGTL ACTIVITY	500.00
106.97	8 ENGR COMD ENTS	1,196.66
0.00	INTEREST	0.00
500.00	REWW REGTL ACTIVITY	754.40
0.00	REWW REVETT	0.00
2,980.33	REWW GENERAL	2,643.20
645.08	55 SQN GENERAL	1,101.76
171.92	55 SQN MANAGEMENT	131.92
512.40	55 SQN PRESENTATION	247.50
310.33	57 SQN GENERAL	497.08
1,855.94	63 SQN GENERAL	1,508.32
200.00	3 RSME REGT REVETT	1,003.12
3,131.59	RCAM (NELLER WING)	2,587.98
847.76	RCAM (HQ)	547.76
0.00	RCAM ITT	0.00
25,096.59		25,766.24
	Endowment Funds	

0.00		0.00
	Trading and General Purpose Funds	

0.00	Trading surplus	0.00
0.00	Non Primary Purpose trading surplus	0.00
(702.51)	General Purpose Fund surplus	(1,482.55)
(702.51)	Trading & GPF surplus	(1,482.55)
89,048.32	Balance at last balance sheet	88,345.81
88,345.81	Accumulated Trading & GPF	86,863.26
113,442.40	Grand total	112,629.50

End of last year

Balance

Signature of A/C Holder/Fund Manager

J.A.

Date

17 MAR 25.

Signature of Managing Trustee

P. Pinf

Date

26 Mar '25

3 RSME Regiment

Balance date to end of February 2025

All nominal codes

Without cost centre codes shown

<u>A\C Code</u>	<u>Name</u>	<u>Balance</u>	<u>Year Movement</u>
B100	CAPITAL PROPERTY	0.00	0.00
B400	STOCK	0.00	0.00
B500	DEBTORS	15,629.25	15,629.25
B650	CURRENT BANK	102,053.98	
B651	INVESTMENTS	0.00	0.00
B680	CASH	0.00	0.00
B700	CREDITORS	-5,053.73	25,388.52
B705	TAX & ERNIC	0.00	0.00
B750	VAT control	0.00	0.00
B760	VAT payable	0.00	0.00
B900	Accumulated GPF	-88,345.81	702.51
R301	CO's ENTERTAINMENTS	-405.00	325.89
R303	REGTL DOG TAGS	-377.04	
R305	ALDP LCPL FUNCTIONS	0.00	541.29
R307	KEY FOBS	-2,620.00	10.00
R308	8 ENGR GENERAL	0.00	54.62
R310	3 RSME REGTL ACTIVITY	-4,000.00	
R316	CORPS DUTY	0.00	0.00
R329	HOUSING WELFARE	-5,264.50	-577.22
R335	8 ENGR REVETT	-380.00	-380.00
R336	8 ENGR REGTL ACTIVITY	-500.00	1,645.19
R339	8 ENGR COMD ENTS	-1,196.66	-1,089.69
R340	INTEREST	0.00	0.00
R342	REWW REGTL ACTIVITY	-754.40	-254.40
R343	REWW REVETT	0.00	0.00
R344	REWW GENERAL	-2,643.20	337.13
R345	55 SQN GENERAL	-1,101.76	-456.68
R346	55 SQN MANAGEMENT	-131.92	40.00
R347	55 SQN PRESENTATION	-247.50	264.90
R348	57 SQN GENERAL	-497.08	-186.75
R350	63 SQN GENERAL	-1,508.32	347.62
R351	3 RSME REGT REVETT	-1,003.12	-803.12
R356	RCAM (NELLER WING)	-2,587.98	543.61
R357	RCAM (HQ)	-547.76	300.00
R358	RCAM ITT	0.00	0.00

Paxton+

Trial Balance

Page 2 of 3
Printed: 13/03/2025
PRI

3 RSME Regiment

<u>A/C Code</u>	<u>Name</u>	<u>Balance</u>		<u>Year Movement</u>	
		117,683.23	-119,165.78	46,130.53	-46,910.57
		<u>-1,482.55</u>		<u>-780.04</u>	

3 RSME Regiment

<u>A\C Code</u>	<u>Name</u>	<u>Balance</u>	<u>Month Movement</u>
G001	GRANTS RETURNED	0.00	0.00
G002	DONATIONS	-2,137.88	-604.26
G003	CORPS GRANTS	-1,350.00	0.00
G058	MINI BUS HIRE	-1,700.00	-50.00
G125	INTEREST	-4,954.42	-4,954.42
G150	SPORT INCOME	-9,599.57	-898.00
G300	RESTRICTED IN	0.00	0.00
G400	TRANSFERS IN	-1,700.00	0.00
G600	ADV TRG/SPORTS	1,496.28	-578.72
G602	RESTRICTED OUT	0.00	0.00
G770	GRANTS	11,195.31	110.00
G772	PRESENTATIONS	40.00	0.00
G777	TAX/BANK CHARGES	96.00	12.00
G800	INSURANCE	1,129.83	0.00
G801	TV LICENCE	169.50	169.50
G802	WRVS/WELFARE EXP	1,022.51	110.02
G805	MINI BUS EXPENSES	3,280.98	0.00
G806	NOT USED	0.00	0.00
G812	XMAS GRANTS	4,494.01	0.00
G816	PPL/PRS LICENCE	0.00	0.00
G821	DEPRECIATION	0.00	0.00
G900	TRANSFERS OUT	0.00	0.00
T001	OPENING STOCK	0.00	0.00
T002	PURCHASES	0.00	0.00
T003	CLOSING STOCK	0.00	0.00
T004	WRITE-OFFS	0.00	0.00
T005	MESS GUESTS	0.00	0.00
T006	DISPOSALS AT COST	0.00	0.00
T007	TRADING EXPENSES	0.00	0.00
T008	SALES	0.00	0.00
T740	Sales discounts given	0.00	0.00
T750	Purchase discounts taken	0.00	0.00
		22,924.42	-21,441.87
		1,482.55	-6,683.88
		0.00	

Paxton+

Debtors List By Effective Date

3 RSME Regiment

All mess members
Effective date up to 28/02/2025

<u>Mess Member</u>	<u>CR Limit</u>	<u>Total</u>	<u>02/25</u>	<u>01/25</u>	<u>12/24</u>	<u>11/24</u>	<u>10/24</u>	<u>09/24 +</u>	<u>Unallocated</u>
LIFT - SSGT MERCER 1018	NONE	8,007.00	8,007.00	0.00	0.00	0.00	0.00	0.00	0.00
LIFT CPL CROSSLEY 1025	NONE	7,622.25	7,622.25	0.00	0.00	0.00	0.00	0.00	0.00
			Totals						
		15,629.25	15,629.25	0.00	0.00	0.00	0.00	0.00	0.00

3 RSME Regiment

All supplier names
 Effective date up to 28/02/2025

<u>Supplier</u>	<u>CR Limit</u>	<u>Total</u>	<u>02/25</u>	<u>01/25</u>	<u>12/24</u>	<u>11/24</u>	<u>10/24</u>	<u>09/24 +</u>	<u>Unallocated</u>
ALDP GRANT	NONE	12.63	0.00	0.00	0.00	12.63	0.00	0.00	0.00
GAMES									
GRAN CANARIA	NONE	1,800.00	280.00	1,520.00	0.00	0.00	0.00	0.00	0.00
WPHD									
Minley Powder	NONE	1,940.00	1,940.00	0.00	0.00	0.00	0.00	0.00	0.00
Min									
REA REFURB	NONE	1,236.30	151.04	0.00	0.00	0.00	0.00	1,085.26	0.00
NORDIC									
SPR ABERDEEN WELFARE	NONE	64.80	0.00	0.00	0.00	0.00	0.00	64.80	0.00
TIGER									
Totals									
		5,053.73	2,371.04	1,520.00	0.00	12.63	0.00	1,150.06	0.00

February 2025

	<u>Turnover this month</u>	<u>Turnover year to date</u>
COST OF GOODS SOLD		

OPENING STOCK	0.00	0.00
PURCHASES	0.00	0.00
(A)	----- 0.00	----- 0.00
Value of goods disposed at cost		
WRITE-OFFS	0.00	0.00
MESS GUESTS	0.00	0.00
DISPOSALS AT COST	0.00	0.00
Value of closing stock at cost	0.00	0.00
(B)	----- 0.00	----- 0.00
COST OF GOODS SOLD (A - B) = (C)	----- 0.00	----- 0.00
INCOME FROM SALES		

SALES	0.00	0.00
INCOME FROM SALES (D)	----- 0.00	----- 0.00
SURPLUS		

Income from sales (Total from D)		
Deduct cost of goods sold (Total from C)		
SURPLUS (E)	----- 0.00	----- 0.00
Gross profit is therefore:	100 %	100 %
$E \times 100$ %		

C		
TRADING EXPENSES	0.00	0.00
NET SURPLUS (F)	----- 0.00	----- 0.00
Total Percentage is therefore:	100 %	100 %
$F \times 100$ %		

C		

February 2025

	<u>Turnover this month</u>	<u>Turnover year to date</u>
COST OF GOODS SOLD		
(A)	0.00	0.00
Value of goods disposed at cost		
(B)	0.00	0.00
COST OF GOODS SOLD (A - B) = (C)	0.00	0.00
INCOME FROM SALES		
INCOME FROM SALES (D)	0.00	0.00
SURPLUS		
Income from sales (Total from D)		
Deduct cost of goods sold (Total from C)		
SURPLUS (E)	0.00	0.00
Gross profit is therefore:	100 %	100 %
$\frac{E \times 100}{C} \%$		
NET SURPLUS (F)	0.00	0.00
Total Percentage is therefore:	100 %	100 %
$\frac{F \times 100}{C} \%$		

February 2025

GPF Analysis	<u>Turnover this month</u>	<u>Turnover year to date</u>
Income		

Voluntary Income	604.26	3,487.88
Activities for Generating Funds	50.00	1,700.00
Investment Income	4,954.42	4,954.42
Income Resources from Charitable Activiti	898.00	9,599.57
Other Income	0.00	0.00
	-----	-----
Total Income excluding transfers	6,506.68	19,741.87
Expenditure		

Investment Management Costs	0.00	0.00
Costs of Generating Funds	0.00	0.00
Charitable Activities	-578.72	1,496.28
Governance Costs	0.00	0.00
Grants and Donations	122.00	11,331.31
Other Costs	279.52	10,096.83
	-----	-----
Total Expenditure excluding transfers	-177.20	22,924.42
Internal Transfers	0.00	-1,700.00
	-----	-----
Gains on revaluation of fixed assets	0.00	0.00
	-----	-----
Unrealised gains/losses on investment asse	0.00	0.00
	-----	-----
GPF Income Over Expenditure	6,683.88	-1,482.55
	-----	-----

	<u>Turnover this month</u>	<u>Turnover year to date</u>
Restricted Fund Analysis		
Income		

Voluntary Income	0.00	12,752.68
Activities for Generating Funds	0.00	0.00
Investment Income	28.23	10,120.81
Income Resources from Charitable Activiti	0.00	0.00
Other Incoming Resources	2,378.60	15,133.44
	-----	-----
Total Income excluding transfers	2,406.83	38,006.93
Expenditure		

Investment Management Costs	0.00	0.00
Costs of Generating Funds	0.00	0.00
Charitable Activities	2,801.28	25,516.47
Governance Costs	0.00	0.00
Grants and Donations	10,120.81	10,120.81
Other Costs	0.00	0.00
	-----	-----
Total Expenditure excluding transfers	12,922.09	35,637.28
Internal Transfers	0.00	1,700.00
	-----	-----
Restricted funds Income Over Expenditure	-10,515.26	669.65
	-----	-----

	<u>Turnover this month</u>	<u>Turnover year to date</u>
Designated Funds Analysis		
Income		

Voluntary Income	0.00	0.00
Activities for Generating Funds	0.00	0.00
Investment Income	0.00	0.00
Income Resources from Charitable Activiti	0.00	0.00
Other Incoming Resources	0.00	0.00
	-----	-----
Total Income excluding transfers	0.00	0.00
Expenditure		

Investment Management Costs	0.00	0.00
Costs of Generating Funds	0.00	0.00
Charitable Activities	0.00	0.00
Governance Costs	0.00	0.00
Grants and Donations	0.00	0.00
Other Costs	0.00	0.00
	-----	-----
Total Expenditure excluding transfers	0.00	0.00
Internal Transfers	0.00	0.00
	-----	-----
Designated funds Income Over Expenditur	0.00	0.00
	-----	-----

	<u>Turnover this month</u>	<u>Turnover year to date</u>
Endowment Funds Analysis		
Income		

Voluntary Income	0.00	0.00
Activities for Generating Funds	0.00	0.00
Investment Income	0.00	0.00
Income Resources from Charitable Activiti	0.00	0.00
Other Incoming Resources	0.00	0.00
	-----	-----
Total Income excluding transfers	0.00	0.00
Expenditure		

Investment Management Costs	0.00	0.00
Costs of Generating Funds	0.00	0.00
Charitable Activities	0.00	0.00
Governance Costs	0.00	0.00
Grants and Donations	0.00	0.00
Other Costs	0.00	0.00
	-----	-----
Total Expenditure excluding transfers	0.00	0.00
Internal Transfers	0.00	0.00
	-----	-----
Endowment funds Income Over Expenditu	0.00	0.00
	-----	-----

February 2025

	<u>Turnover this month</u>	<u>Turnover year to date</u>
GPF Analysis		
Income		

Voluntary Income		

G001 GRANTS RETURNED	0.00	0.00
G002 DONATIONS	604.26	2,137.88
G003 CORPS GRANTS	0.00	1,350.00
	604.26	3,487.88
Activities for Generating Funds		

G058 MINI BUS HIRE	50.00	1,700.00
	50.00	1,700.00
Investment Income		

G125 INTEREST	4,954.42	4,954.42
	4,954.42	4,954.42
Income Resources from Charitable Activiti		

Trading Income	0.00	0.00
G150 SPORT INCOME	898.00	9,599.57
	898.00	9,599.57
Other Income		

Non Primary Purpose Trading Income	0.00	0.00
G300 RESTRICTED IN	0.00	0.00
	0.00	0.00
Internal Transfers In		

G400 TRANSFERS IN	0.00	1,700.00
	0.00	1,700.00
Gains on Revaluation of Fixed Assets		

	0.00	0.00
Unrealised Gains on Investment Assets		

	0.00	0.00
GPF Total Income	6,506.68	21,441.87

	<u>Turnover this month</u>	<u>Turnover year to date</u>
Expenditure		

Investment Management Costs		

	0.00	0.00
Costs of Generating Funds		

	0.00	0.00
Charitable Activities		

Trading Costs	0.00	0.00
G600 ADV TRG/SPORTS	-578.72	1,496.28
G602 RESTRICTED OUT	0.00	0.00
	-578.72	1,496.28
Governance Costs		

	0.00	0.00
Grants and Donations		

G770 GRANTS	110.00	11,195.31
G772 PRESENTATIONS	0.00	40.00
G777 TAX/BANK CHARGES	12.00	96.00
	122.00	11,331.31
Other Costs		

Non Primary Trading Costs	0.00	0.00
G800 INSURANCE	0.00	1,129.83
G801 TV LICENCE	169.50	169.50
G802 WRVS/WELFARE EXP	110.02	1,022.51
G805 MINI BUS EXPENSES	0.00	3,280.98
G806 NOT USED	0.00	0.00
G812 XMAS GRANTS	0.00	4,494.01
G816 PPL/PRS LICENCE	0.00	0.00
G821 DEPRECIATION	0.00	0.00
	279.52	10,096.83
Internal Transfers Out		

G900 TRANSFERS OUT	0.00	0.00
	0.00	0.00
Unrealised Losses on Investments		

	0.00	0.00
GPF Total Expenditure	-177.20	22,924.42
GPF Income Over Expenditure	6,683.88	-1,482.55

3 RSME Regiment

PRI

	<u>Turnover this month</u>	<u>Turnover year to date</u>
<u>Trading Account Analysis</u>		
<u>Trading Expenditure</u>		
T001 OPENING STOCK	0.00	0.00
T002 PURCHASES	0.00	0.00
T003 CLOSING STOCK	0.00	0.00
T004 WRITE-OFFS	0.00	0.00
T005 MESS GUESTS	0.00	0.00
T006 DISPOSALS AT COST	0.00	0.00
T007 TRADING EXPENSES	0.00	0.00
Trading Income	-----	-----
T008 SALES	0.00	0.00
Income Over Expenditure	----- 0.00	----- 0.00
 <u>Non Primary Purpose Trading Analysis</u>		
<u>Trading Expenditure</u>		
Trading Income	-----	-----
Income Over Expenditure	----- 0.00	----- 0.00

3 RSME Regiment

PRI

	<u>Turnover this month</u>	<u>Turnover year to date</u>
Restricted Funds Analysis		
Income		

Voluntary Income	0.00	12,752.68
Activities for Generating Funds	0.00	0.00
Investment Income	28.23	10,120.81
Income Resources from Charitable Activiti	0.00	0.00
Other Incoming Resources	2,378.60	15,133.44
	-----	-----
Total Income excluding transfers	2,406.83	38,006.93
Expenditure		

Investment Management Costs	0.00	0.00
Costs of Generating Funds	0.00	0.00
Charitable Activities	2,801.28	25,516.47
Governance Costs	0.00	0.00
Grants and Donations	10,120.81	10,120.81
Other Costs	0.00	0.00
	-----	-----
Total Expenditure excluding transfers	12,922.09	35,637.28
Internal Transfers	0.00	1,700.00
	-----	-----
Restricted funds Income Over Expenditure	-10,515.26	669.65
	-----	-----

	<u>Turnover this month</u>	<u>Turnover year to date</u>
Designated Funds Analysis		
Income		

Voluntary Income	0.00	0.00
Activities for Generating Funds	0.00	0.00
Investment Income	0.00	0.00
Income Resources from Charitable Activiti	0.00	0.00
Other Incoming Resources	0.00	0.00
	-----	-----
Total Income excluding transfers	0.00	0.00
Expenditure		

Investment Management Costs	0.00	0.00
Costs of Generating Funds	0.00	0.00
Charitable Activities	0.00	0.00
Governance Costs	0.00	0.00
Grants and Donations	0.00	0.00
Other Costs	0.00	0.00
	-----	-----
Total Expenditure excluding transfers	0.00	0.00
Internal Transfers	0.00	0.00
	-----	-----
Designated funds Income Over Expenditur	0.00	0.00
	-----	-----

	<u>Turnover this month</u>	<u>Turnover year to date</u>
Endowment Funds Analysis		
Income		

Voluntary Income	0.00	0.00
Activities for Generating Funds	0.00	0.00
Investment Income	0.00	0.00
Income Resources from Charitable Activiti	0.00	0.00
Other Incoming Resources	0.00	0.00
	-----	-----
Total Income excluding transfers	0.00	0.00
Expenditure		

Investment Management Costs	0.00	0.00
Costs of Generating Funds	0.00	0.00
Charitable Activities	0.00	0.00
Governance Costs	0.00	0.00
Grants and Donations	0.00	0.00
Other Costs	0.00	0.00
	-----	-----
Total Expenditure excluding transfers	0.00	0.00
Internal Transfers	0.00	0.00
	-----	-----
Endowment funds Income Over Expenditu	0.00	0.00
	-----	-----

3 RSME Regiment

February 2025

	<u>Turnover this month</u>		<u>Turnover year to date</u>	
GPF Analysis				
Income				

Voluntary Income				

G001 GRANTS RETURNED	0.00		0.00	
G002 DONATIONS	604.26		2,137.88	
G003 CORPS GRANTS	0.00		1,350.00	
		604.26		3,487.88
Activities for Generating Funds				

G058 MINI BUS HIRE	50.00		1,700.00	
		50.00		1,700.00
Investment Income				

G125 INTEREST	4,954.42		4,954.42	
		4,954.42		4,954.42
Income Resources from Charitable Activiti				

Trading Income	0.00		0.00	
G150 SPORT INCOME	898.00		9,599.57	
		898.00		9,599.57
Other Income				

Non Primary Purpose Trading Income	0.00		0.00	
G300 RESTRICTED IN	0.00		0.00	
		0.00		0.00
Internal Transfers In				

G400 TRANSFERS IN	0.00		1,700.00	
		0.00		1,700.00
Gains on Revaluation of Fixed Assets				

		0.00		0.00
Unrealised Gains on Investment Assets				

		0.00		0.00
GPF Total Income		<u>6,506.68</u>		<u>21,441.87</u>

	<u>Turnover this month</u>	<u>Turnover year to date</u>
Expenditure		

Investment Management Costs		

	0.00	0.00
Costs of Generating Funds		

	0.00	0.00
Charitable Activities		

Trading costs	0.00	0.00
G600 ADV TRG/SPORTS	-578.72	1,496.28
G602 RESTRICTED OUT	0.00	0.00
	-578.72	1,496.28
Governance Costs		

	0.00	0.00
Grants and Donations		

G770 GRANTS	110.00	11,195.31
G772 PRESENTATIONS	0.00	40.00
G777 TAX/BANK CHARGES	12.00	96.00
	122.00	11,331.31
Other Costs		

Non Primary Trading Costs	0.00	0.00
G800 INSURANCE	0.00	1,129.83
G801 TV LICENCE	169.50	169.50
G802 WRVS/WELFARE EXP	110.02	1,022.51
G805 MINI BUS EXPENSES	0.00	3,280.98
G806 NOT USED	0.00	0.00
G812 XMAS GRANTS	0.00	4,494.01
G816 PPL/PRS LICENCE	0.00	0.00
G821 DEPRECIATION	0.00	0.00
	279.52	10,096.83
Internal Transfers Out		

G900 TRANSFERS OUT	0.00	0.00
	0.00	0.00
Unrealised Losses on Investments		

	0.00	0.00
GPF Total Expenditure	-177.20	22,924.42
GPF Income Over Expenditure	6,683.88	-1,482.55

	<u>Turnover this month</u>	<u>Turnover year to date</u>
<u>Trading Account Analysis</u>		
<u>Trading Expenditure</u>		
T001 OPENING STOCK	0.00	0.00
T002 PURCHASES	0.00	0.00
T003 CLOSING STOCK	0.00	0.00
T004 WRITE-OFFS	0.00	0.00
T005 MESS GUESTS	0.00	0.00
T006 DISPOSALS AT COST	0.00	0.00
T007 TRADING EXPENSES	0.00	0.00
<u>Trading Income</u>	-----	-----
T008 SALES	0.00	0.00
<u>Income Over Expenditure</u>	-----	-----
	0.00	0.00
<u>Non Primary Purpose Trading Analysis</u>		
<u>Trading Expenditure</u>		
<u>Trading Income</u>	-----	-----
<u>Income Over Expenditure</u>	-----	-----
	0.00	0.00

	<u>Turnover this month</u>	<u>Turnover year to date</u>
Restricted Funds Analysis		
Income		

Voluntary Income		

R301 CO's ENTERTAINMENTS	0.00	1,000.00
R303 REGTL DOG TAGS	0.00	0.00
R305 ALDP LCPL FUNCTIONS	0.00	150.00
R307 KEY FOBS	0.00	0.00
R308 8 ENGR GENERAL	0.00	0.00
R310 3 RSME REGTL ACTIVITY	0.00	4,000.00
R316 CORPS DUTY	0.00	0.00
R329 HOUSING WELFARE	0.00	0.00
R335 8 ENGR REVETT	0.00	1,630.00
R336 8 ENGR REGTL ACTIVITY	0.00	500.00
R339 8 ENGR COMD ENTS	0.00	1,727.68
R340 INTEREST	0.00	0.00
R342 REWW REGTL ACTIVITY	0.00	1,000.00
R343 REWW REVETT	0.00	580.00
R344 REWW GENERAL	0.00	0.00
R345 55 SQN GENERAL	0.00	0.00
R346 55 SQN MANAGEMENT	0.00	0.00
R347 55 SQN PRESENTATION	0.00	0.00
R348 57 SQN GENERAL	0.00	0.00
R350 63 SQN GENERAL	0.00	0.00
R351 3 RSME REGT REVETT	0.00	2,165.00
R356 RCAM (NELLER WING)	0.00	0.00
R357 RCAM (HQ)	0.00	0.00
R358 RCAM ITT	0.00	0.00
	0.00	12,752.68
Activities for Generating Funds		

R301 CO's ENTERTAINMENTS	0.00	0.00
R303 REGTL DOG TAGS	0.00	0.00
R305 ALDP LCPL FUNCTIONS	0.00	0.00
R307 KEY FOBS	0.00	0.00
R308 8 ENGR GENERAL	0.00	0.00
R310 3 RSME REGTL ACTIVITY	0.00	0.00
R316 CORPS DUTY	0.00	0.00
R329 HOUSING WELFARE	0.00	0.00
R335 8 ENGR REVETT	0.00	0.00
R336 8 ENGR REGTL ACTIVITY	0.00	0.00
R339 8 ENGR COMD ENTS	0.00	0.00
R340 INTEREST	0.00	0.00
R342 REWW REGTL ACTIVITY	0.00	0.00
R343 REWW REVETT	0.00	0.00
R344 REWW GENERAL	0.00	0.00
R345 55 SQN GENERAL	0.00	0.00
R346 55 SQN MANAGEMENT	0.00	0.00
R347 55 SQN PRESENTATION	0.00	0.00
R348 57 SQN GENERAL	0.00	0.00
R350 63 SQN GENERAL	0.00	0.00
R351 3 RSME REGT REVETT	0.00	0.00
R356 RCAM (NELLER WING)	0.00	0.00
R357 RCAM (HQ)	0.00	0.00
R358 RCAM ITT	0.00	0.00

	<u>Turnover this month</u>	<u>Turnover year to date</u>
Investment Income	0.00	0.00

R301 CO's ENTERTAINMENTS	0.00	0.00
R303 REGTL DOG TAGS	0.00	0.00
R305 ALDP LCPL FUNCTIONS	0.00	0.00
R307 KEY FOBS	0.00	0.00
R308 8 ENGR GENERAL	0.00	0.00
R310 3 RSME REGTL ACTIVITY	0.00	0.00
R316 CORPS DUTY	0.00	0.00
R329 HOUSING WELFARE	0.00	0.00
R335 8 ENGR REVETT	0.00	0.00
R336 8 ENGR REGTL ACTIVITY	0.00	0.00
R339 8 ENGR COMD ENTS	0.00	0.00
R340 INTEREST	28.23	10,120.81
R342 REWW REGTL ACTIVITY	0.00	0.00
R343 REWW REVETT	0.00	0.00
R344 REWW GENERAL	0.00	0.00
R345 55 SQN GENERAL	0.00	0.00
R346 55 SQN MANAGEMENT	0.00	0.00
R347 55 SQN PRESENTATION	0.00	0.00
R348 57 SQN GENERAL	0.00	0.00
R350 63 SQN GENERAL	0.00	0.00
R351 3 RSME REGT REVETT	0.00	0.00
R356 RCAM (NELLER WING)	0.00	0.00
R357 RCAM (HQ)	0.00	0.00
R358 RCAM ITT	0.00	0.00
	28.23	10,120.81
Income Resources from Charitable Activiti		

R301 CO's ENTERTAINMENTS	0.00	0.00
R303 REGTL DOG TAGS	0.00	0.00
R305 ALDP LCPL FUNCTIONS	0.00	0.00
R307 KEY FOBS	0.00	0.00
R308 8 ENGR GENERAL	0.00	0.00
R310 3 RSME REGTL ACTIVITY	0.00	0.00
R316 CORPS DUTY	0.00	0.00
R329 HOUSING WELFARE	0.00	0.00
R335 8 ENGR REVETT	0.00	0.00
R336 8 ENGR REGTL ACTIVITY	0.00	0.00
R339 8 ENGR COMD ENTS	0.00	0.00
R340 INTEREST	0.00	0.00
R342 REWW REGTL ACTIVITY	0.00	0.00
R343 REWW REVETT	0.00	0.00
R344 REWW GENERAL	0.00	0.00
R345 55 SQN GENERAL	0.00	0.00
R346 55 SQN MANAGEMENT	0.00	0.00
R347 55 SQN PRESENTATION	0.00	0.00
R348 57 SQN GENERAL	0.00	0.00
R350 63 SQN GENERAL	0.00	0.00
R351 3 RSME REGT REVETT	0.00	0.00
R356 RCAM (NELLER WING)	0.00	0.00
R357 RCAM (HQ)	0.00	0.00
R358 RCAM ITT	0.00	0.00
	0.00	0.00
Other Incoming Resources		

R301 CO's ENTERTAINMENTS	0.00	0.00

3 RSME Regiment

	<u>Turnover this month</u>	<u>Turnover year to date</u>
R303 REGTL DOG TAGS	5.00	170.00
R305 ALDP LCPL FUNCTIONS	0.00	0.00
R307 KEY FOBS	0.00	30.00
R308 8 ENGR GENERAL	0.00	572.50
R310 3 RSME REGTL ACTIVITY	0.00	0.00
R316 CORPS DUTY	0.00	0.00
R329 HOUSING WELFARE	280.00	4,915.88
R335 8 ENGR REVETT	0.00	0.00
R336 8 ENGR REGTL ACTIVITY	0.00	0.00
R339 8 ENGR COMD ENTS	0.00	0.00
R340 INTEREST	0.00	0.00
R342 REWW REGTL ACTIVITY	0.00	0.00
R343 REWW REVETT	0.00	0.00
R344 REWW GENERAL	245.60	1,177.60
R345 55 SQN GENERAL	100.00	2,407.70
R346 55 SQN MANAGEMENT	0.00	260.00
R347 55 SQN PRESENTATION	0.00	321.40
R348 57 SQN GENERAL	100.00	1,255.00
R350 63 SQN GENERAL	1,570.00	2,961.00
R351 3 RSME REGT REVETT	0.00	0.00
R356 RCAM (NELLER WING)	78.00	946.36
R357 RCAM (HQ)	0.00	0.00
R358 RCAM ITT	0.00	116.00
	2,378.60	15,133.44
	<hr/>	<hr/>
Total Income excluding transfers	2,406.83	38,006.93

	<u>Turnover this month</u>	<u>Turnover year to date</u>
Expenditure		

Investment Management Costs		

R301 CO's ENTERTAINMENTS	0.00	0.00
R303 REGTL DOG TAGS	0.00	0.00
R305 ALDP LCPL FUNCTIONS	0.00	0.00
R307 KEY FOBS	0.00	0.00
R308 8 ENGR GENERAL	0.00	0.00
R310 3 RSME REGTL ACTIVITY	0.00	0.00
R316 CORPS DUTY	0.00	0.00
R329 HOUSING WELFARE	0.00	0.00
R335 8 ENGR REVETT	0.00	0.00
R336 8 ENGR REGTL ACTIVITY	0.00	0.00
R339 8 ENGR COMD ENTS	0.00	0.00
R340 INTEREST	0.00	0.00
R342 REWW REGTL ACTIVITY	0.00	0.00
R343 REWW REVETT	0.00	0.00
R344 REWW GENERAL	0.00	0.00
R345 55 SQN GENERAL	0.00	0.00
R346 55 SQN MANAGEMENT	0.00	0.00
R347 55 SQN PRESENTATION	0.00	0.00
R348 57 SQN GENERAL	0.00	0.00
R350 63 SQN GENERAL	0.00	0.00
R351 3 RSME REGT REVETT	0.00	0.00
R356 RCAM (NELLER WING)	0.00	0.00
R357 RCAM (HQ)	0.00	0.00
R358 RCAM ITT	0.00	0.00
	0.00	0.00
Costs of Generating Funds		

R301 CO's ENTERTAINMENTS	0.00	0.00
R303 REGTL DOG TAGS	0.00	0.00
R305 ALDP LCPL FUNCTIONS	0.00	0.00
R307 KEY FOBS	0.00	0.00
R308 8 ENGR GENERAL	0.00	0.00
R310 3 RSME REGTL ACTIVITY	0.00	0.00
R316 CORPS DUTY	0.00	0.00
R329 HOUSING WELFARE	0.00	0.00
R335 8 ENGR REVETT	0.00	0.00
R336 8 ENGR REGTL ACTIVITY	0.00	0.00
R339 8 ENGR COMD ENTS	0.00	0.00
R340 INTEREST	0.00	0.00
R342 REWW REGTL ACTIVITY	0.00	0.00
R343 REWW REVETT	0.00	0.00
R344 REWW GENERAL	0.00	0.00
R345 55 SQN GENERAL	0.00	0.00
R346 55 SQN MANAGEMENT	0.00	0.00
R347 55 SQN PRESENTATION	0.00	0.00
R348 57 SQN GENERAL	0.00	0.00
R350 63 SQN GENERAL	0.00	0.00
R351 3 RSME REGT REVETT	0.00	0.00
R356 RCAM (NELLER WING)	0.00	0.00
R357 RCAM (HQ)	0.00	0.00
R358 RCAM ITT	0.00	0.00
	0.00	0.00
Charitable Activities		

	<u>Turnover this month</u>	<u>Turnover year to date</u>	
R301 CO's ENTERTAINMENTS	0.00	1,325.89	
R303 REGTL DOG TAGS	15.00	137.96	
R305 ALDP LCPL FUNCTIONS	0.00	691.29	
R307 KEY FOBS	0.00	40.00	
R308 8 ENGR GENERAL	61.57	627.12	
R310 3 RSME REGTL ACTIVITY	0.00	1,000.00	
R316 CORPS DUTY	0.00	0.00	
R329 HOUSING WELFARE	304.29	4,338.66	
R335 8 ENGR REVETT	1,250.00	1,250.00	
R336 8 ENGR REGTL ACTIVITY	0.00	2,145.19	
R339 8 ENGR COMD ENTS	358.64	637.99	
R340 INTEREST	0.00	0.00	
R342 REWW REGTL ACTIVITY	245.60	745.60	
R343 REWW REVETT	0.00	580.00	
R344 REWW GENERAL	152.69	1,514.73	
R345 55 SQN GENERAL	54.39	2,378.02	
R346 55 SQN MANAGEMENT	60.00	300.00	
R347 55 SQN PRESENTATION	0.00	159.30	
R348 57 SQN GENERAL	120.15	1,068.25	
R350 63 SQN GENERAL	110.00	3,308.62	
R351 3 RSME REGT REVETT	0.00	1,361.88	
R356 RCAM (NELLER WING)	68.95	1,489.97	
R357 RCAM (HQ)	0.00	300.00	
R358 RCAM ITT	0.00	116.00	
	2,801.28		25,516.47
<u>Governance Costs</u>			
R301 CO's ENTERTAINMENTS	0.00	0.00	
R303 REGTL DOG TAGS	0.00	0.00	
R305 ALDP LCPL FUNCTIONS	0.00	0.00	
R307 KEY FOBS	0.00	0.00	
R308 8 ENGR GENERAL	0.00	0.00	
R310 3 RSME REGTL ACTIVITY	0.00	0.00	
R316 CORPS DUTY	0.00	0.00	
R329 HOUSING WELFARE	0.00	0.00	
R335 8 ENGR REVETT	0.00	0.00	
R336 8 ENGR REGTL ACTIVITY	0.00	0.00	
R339 8 ENGR COMD ENTS	0.00	0.00	
R340 INTEREST	0.00	0.00	
R342 REWW REGTL ACTIVITY	0.00	0.00	
R343 REWW REVETT	0.00	0.00	
R344 REWW GENERAL	0.00	0.00	
R345 55 SQN GENERAL	0.00	0.00	
R346 55 SQN MANAGEMENT	0.00	0.00	
R347 55 SQN PRESENTATION	0.00	0.00	
R348 57 SQN GENERAL	0.00	0.00	
R350 63 SQN GENERAL	0.00	0.00	
R351 3 RSME REGT REVETT	0.00	0.00	
R356 RCAM (NELLER WING)	0.00	0.00	
R357 RCAM (HQ)	0.00	0.00	
R358 RCAM ITT	0.00	0.00	
	0.00		0.00
<u>Grants and Donations</u>			
R301 CO's ENTERTAINMENTS	0.00	0.00	
R303 REGTL DOG TAGS	0.00	0.00	
R305 ALDP LCPL FUNCTIONS	0.00	0.00	

3 RSME Regiment

	<u>Turnover this month</u>	<u>Turnover year to date</u>
R307 KEY FOBS	0.00	0.00
R308 8 ENGR GENERAL	0.00	0.00
R310 3 RSME REGTL ACTIVITY	0.00	0.00
R316 CORPS DUTY	0.00	0.00
R329 HOUSING WELFARE	0.00	0.00
R335 8 ENGR REVETT	0.00	0.00
R336 8 ENGR REGTL ACTIVITY	0.00	0.00
R339 8 ENGR COMD ENTS	0.00	0.00
R340 INTEREST	10,120.81	10,120.81
R342 REWW REGTL ACTIVITY	0.00	0.00
R343 REWW REVETT	0.00	0.00
R344 REWW GENERAL	0.00	0.00
R345 55 SQN GENERAL	0.00	0.00
R346 55 SQN MANAGEMENT	0.00	0.00
R347 55 SQN PRESENTATION	0.00	0.00
R348 57 SQN GENERAL	0.00	0.00
R350 63 SQN GENERAL	0.00	0.00
R351 3 RSME REGT REVETT	0.00	0.00
R356 RCAM (NELLER WING)	0.00	0.00
R357 RCAM (HQ)	0.00	0.00
R358 RCAM ITT	0.00	0.00
	10,120.81	10,120.81
Other Costs		

R301 CO's ENTERTAINMENTS	0.00	0.00
R303 REGTL DOG TAGS	0.00	0.00
R305 ALDP LCPL FUNCTIONS	0.00	0.00
R307 KEY FOBS	0.00	0.00
R308 8 ENGR GENERAL	0.00	0.00
R310 3 RSME REGTL ACTIVITY	0.00	0.00
R316 CORPS DUTY	0.00	0.00
R329 HOUSING WELFARE	0.00	0.00
R335 8 ENGR REVETT	0.00	0.00
R336 8 ENGR REGTL ACTIVITY	0.00	0.00
R339 8 ENGR COMD ENTS	0.00	0.00
R340 INTEREST	0.00	0.00
R342 REWW REGTL ACTIVITY	0.00	0.00
R343 REWW REVETT	0.00	0.00
R344 REWW GENERAL	0.00	0.00
R345 55 SQN GENERAL	0.00	0.00
R346 55 SQN MANAGEMENT	0.00	0.00
R347 55 SQN PRESENTATION	0.00	0.00
R348 57 SQN GENERAL	0.00	0.00
R350 63 SQN GENERAL	0.00	0.00
R351 3 RSME REGT REVETT	0.00	0.00
R356 RCAM (NELLER WING)	0.00	0.00
R357 RCAM (HQ)	0.00	0.00
R358 RCAM ITT	0.00	0.00
	0.00	0.00
	-----	-----
Total Expenditure excluding transfers	12,922.09	35,637.28
Internal Transfers		

R301 CO's ENTERTAINMENTS	0.00	0.00
R303 REGTL DOG TAGS	0.00	0.00
R305 ALDP LCPL FUNCTIONS	0.00	0.00
R307 KEY FOBS	0.00	0.00

3 RSME Regiment

	<u>Turnover this month</u>	<u>Turnover year to date</u>
R308 8 ENGR GENERAL	0.00	0.00
R310 3 RSME REGTL ACTIVITY	0.00	1,700.00
R316 CORPS DUTY	0.00	0.00
R329 HOUSING WELFARE	0.00	0.00
R335 8 ENGR REVETT	0.00	0.00
R336 8 ENGR REGTL ACTIVITY	0.00	0.00
R339 8 ENGR COMD ENTS	0.00	0.00
R340 INTEREST	0.00	0.00
R342 REWW REGTL ACTIVITY	0.00	0.00
R343 REWW REVETT	0.00	0.00
R344 REWW GENERAL	0.00	0.00
R345 55 SQN GENERAL	0.00	-427.00
R346 55 SQN MANAGEMENT	0.00	0.00
R347 55 SQN PRESENTATION	0.00	427.00
R348 57 SQN GENERAL	0.00	0.00
R350 63 SQN GENERAL	0.00	0.00
R351 3 RSME REGT REVETT	0.00	0.00
R356 RCAM (NELLER WING)	0.00	0.00
R357 RCAM (HQ)	0.00	0.00
R358 RCAM ITT	0.00	0.00
	0.00	1,700.00
Restricted funds Income Over Expenditure	<u>-10,515.26</u>	<u>669.65</u>

3 RSME Regiment

	<u>Turnover this month</u>	<u>Turnover year to date</u>
Designated Funds Analysis		
Income		

Voluntary Income		

	0.00	0.00
Activities for Generating Funds		

	0.00	0.00
Investment Income		

	0.00	0.00
Income Resources from Charitable Activiti		

	0.00	0.00
Other Incoming Resources		

	0.00	0.00
	-----	-----
Total Income excluding transfers	0.00	0.00

3 RSME Regiment

	<u>Turnover this month</u>	<u>Turnover year to date</u>
Expenditure		

Investment Management Costs		

	0.00	0.00
Costs of Generating Funds		

	0.00	0.00
Charitable Activities		

	0.00	0.00
Governance Costs		

	0.00	0.00
Grants and Donations		

	0.00	0.00
Other Costs		

	0.00	0.00
	-----	-----
Total Expenditure excluding transfers	0.00	0.00
Internal Transfers		

	0.00	0.00
	-----	-----
Designated funds Income Over Expenditur	0.00	0.00
	-----	-----

3 RSME Regiment

	<u>Turnover this month</u>	<u>Turnover year to date</u>
Endowment Funds Analysis		
Income		

Voluntary Income		

	0.00	0.00
Activities for Generating Funds		

	0.00	0.00
Investment Income		

	0.00	0.00
Income Resources from Charitable Activiti		

	0.00	0.00
Other Incoming Resources		

	0.00	0.00
	-----	-----
Total Income excluding transfers	0.00	0.00

3 RSME Regiment

	<u>Turnover this month</u>	<u>Turnover year to date</u>
Expenditure		

Investment Management Costs		

	0.00	0.00
Costs of Generating Funds		

	0.00	0.00
Charitable Activities		

	0.00	0.00
Governance Costs		

	0.00	0.00
Grants and Donations		

	0.00	0.00
Other Costs		

	0.00	0.00
	-----	-----
Total Expenditure excluding transfers	0.00	0.00
Internal Transfers		

	0.00	0.00
	-----	-----
Endowment funds Income Over Expenditu	0.00	0.00
	-----	-----

Notes to the Accounts (Paras 2 to 12 are to be completed by all funds which have a gross income of £100K or over and those funds already registered with the Charity Regulator, all other funds are to complete Paras 6 and 7 and the declarations at Para 12):

1. Principal Accounting Policies

a. Accounting Convention. The financial statements are prepared under the historical cost convention as modified by the inclusion of investments at market value and in accordance with applicable accounting standards. In preparing the financial statements the charity follows best practice as set out in the Statement of Recommended Practice 'Accounting and Reporting by Charities' (SORP) 2005 (<http://www.charitycommission.gov.uk/investigations/sorp/sorp05docs.asp>)

b. Incoming Resources. Income is recognised in the period in which the charity is entitled to receipt, and the amount can be measured with reasonable certainty. Grants from other agencies including donations and other income from activities are in furtherance of the charity's objects and are part of the general funds of the charity. A restricted fund is only recognised where this is an agreed and explicit condition of the grant or donor.

c. Intangible Income. Due to the close collaborative relationship and the manner in which the charity's activities compliment those of the Army, intangible income, reflected in time and use of premises is not quantifiable or measurable and so is not recognised in the accounts.

d. Resources Expended and Basis of Allocation of Costs. Expenditure is included when incurred or exceptionally where a commitment is made which requires an accrual when payment is to be made in the subsequent accounting period. Similarly, where prepayments are made in recognition of commitments falling due in a subsequent accounting period, the appropriate credit is entered in the accounts and reversed the following year. Grants payable are included in the SOFA when approved by the Managing Trustee. Expenditure is recognised in the period in which it is incurred. The majority of costs are directly attributable to specific activities. Irrecoverable VAT is charged to the activity for which it was incurred.

e. Governance Costs. Governance costs are the costs of professional advice, holding trustee meetings or committee meetings associated with decision making, any fee for audit or independent examination and any fee incurred in the preparation, statutory filing, printing or copying of the annual report and accounts.

f. Capitalisation and Depreciation of Tangible Fixed Assets. All assets having a purchase value of more than £500 are capitalised. The costs of tangible fixed assets are written off by equal annual instalments over their expected useful lives using the following methods of depreciation:

Furniture, fixtures and equipment	-	Straight Line over a period of 2 – 10 years.
Motor vehicles	-	Straight Line over a period of 2 – 10 years.

Assets with a life of more than one year but with a purchase value of below £500 are included within the inventory but the cost is written off in the year it is incurred and is not depreciated over the useful life of the asset. Where the asset is depreciated over a period of more than 10 years, details of the item and period are to be provided following the notes on page 14.

g. Fixed Asset Investments. Fixed asset investments are included at market value at the balance sheet date. Any gain or loss on revaluation is shown in the Statement of Financial Activities (SOFA).

h. Stocks. Purchased stocks are valued at the lower cost or net realisable value making due allowance for any obsolete or slow-moving items.

i. Funds Accounting. Funds held by the charity are:

(1) General Purpose/Unrestricted /Designated Funds. These are funds that can be used in accordance with the charitable objects at the discretion of the Managing Trustee.

Designated funds are unrestricted funds which have been allocated/earmarked for a particular purpose by the Managing Trustee and are to be declared in the Managing Trustees comments in accordance with Para 12 to these notes stating what they are intended to be used for and when.

(2) Endowment Funds. Endowment funds are those investments and other gifts accepted by the unit, the capital sum or property being held in perpetuity and the income only being available for charitable use.

(3) Restricted Funds. These are funds that can only be used for particular restricted purposes within the objects of the charity. Restrictions arise when specified by the donor or when funds are raised for particular restricted purposes. Further explanation of the nature and purpose of each fund is to be included in the notes to the accounts.

j. Heritage Assets. In the course of the unit's history, the charity may have acquired gifts, memorabilia, regalia, silverware, antiques and other historical artefacts in the course of distinguished military service in service of the Crown. The value of these pieces is in large part derived from their close association with Regimental history which precludes the use of conventional valuation techniques being applied. Whilst the objects of the charity do not specifically include preservation and conservation, the pieces represent an essential element of celebrating the unit's history and foster esprit-de-corps. Consequently the Managing Trustee considers the charity to hold heritage assets both for functional use and as an element of national history on behalf of the nation. Heritage assets acquired prior to 1 Apr 06 are therefore not capitalised on the balance sheet but a description of those assets is disclosed as part of the notes to the accounts. Heritage assets acquired after 1 Apr 06 where the purchase price is known and which exceed £500.00 are included in the balance sheet at acquisition value but are not depreciated.

k. Other Costs. Other costs are those costs not incurred in the undertaking of charitable activity in furtherance of the objects of the charity, i.e. the provision of facilities, recreational programmes or activities in furtherance of military efficiency. They are also costs incurred in the making of grants and donations, in the costs of generating funds, i.e. the costs incurred in trading or fundraising undertaken by the charity, or in governance costs.

5. Total Value of Investments by Category

	Value £
Carrying value (market value) at beginning of year	0.00
Add additions to investments at cost (investments purchased)	0.00
Less disposals at carrying value (investments sold)	0.00
Add/(deduct) net gain/(loss) on revaluation (gain/loss at end of accounting period/audit)	0.00
Carrying value (market value) at end of year	0.00

Breakdown of Market Values at

<u>Year End</u>	GPF/ Unrestricted	Restricted	Endowment	Total value	Income during year
	Value £	Value £	Value £	Value £	Value £
Investment properties					
Investments listed on a recognised stock exchange					
Investments held in unit trusts or other collective investment schemes				Investments are held by Central Bank	
Investments in subsidiary or connected undertakings and companies					
Securities not listed on a recognised Stock Exchange					
Cash held as part of the investment portfolio					
Other investments					
Total					

6. List of Debtors

Debtor	Date of Debt	Amount
See attached Debtors List	See attached Debtors List	15,629.25
	Total	15,629.25

* There are no amounts falling due after more than one year (delete as appropriate).

7. List of Creditors

Creditor	Date of Credit	Amount
See attached Creditors List	See attached Creditors List	5,053.73
	Total	5,053.73

* There are no amounts falling due after more than one year (delete as appropriate).

8. Paid Employees

	This year £	Last year £
Gross wages paid	0.00	0.00
Employer's National Insurance paid	0.00	0.00
Pension Contributions paid	0.00	0.00
Total staff costs	0.00	0.00

Give the number of employees who were engaged in each of the following activities:

	This year	Last year
Costs of generating funds		
Charitable activities	n/a	n/a
Other		
Total		

No individual employee received a salary of over £60000.00

9. Governance Costs

	This year £	Last year £
Audit or independent examination fee	0.00	0.00

10. Restricted/Endowment Funds

Give details of the movements of the individual funds summarised in the restricted and endowment column of the Statements of Financial Activities (SOFA).

Fund Name	Fund Bal B/F 01.03.24	Incoming Resources for period	Outgoing Resources for period	Transfers	Gains and Losses	Fund Bal C/F 28.02.25
CO's Entertainments	730.89	1000.00	1325.89		-325.89	405.00
Regtl Dog Tags	345.00	170.00	137.96		32.04	377.04
ALDP Functions	541.29	150.00	691.29		-541.29	0.00
Key Fobs	2630.00	30.00	40.00		-10.00	2620.00
8 ENGR General Fund	54.62	572.50	627.12		-54.62	0.00
3 RSME Regtl Activity	2700.00	4000.00	1000.00	-1700.00	1300.00	4000.00
Corps Duty	0.00	0.00	0.00		0.00	0.00
Housing Welfare	4687.28	4915.88	4338.66		577.22	5264.50
8 Engr REVETT	0.00	1630.00	1250.00		380.00	380.00
8 Engr Regtl Activity	2145.19	500.00	2145.19		-1645.19	500.00
8 Engr Comdr Ents	106.97	1727.68	637.99		1089.69	1196.66
Interest	0.00	10120.81	10120.81		0.00	0.00
REWW Regtl Activity	500.00	1000.00	745.60		254.40	754.40
REWW REVETT	0.00	580.00	580.00		0.00	0.00
REWW General Fund	2980.33	1177.60	1514.73		-337.13	2643.20
55 Trg Sqn General Fund	645.08	2407.70	2378.02		29.68	674.76
55 Trg Sqn Management Fund	171.92	260.00	300.00	427.00	387.00	558.92
55 Trg Sqn Presentation Fund	512.40	321.40	159.30	-427.00	-264.90	247.50
57 Trg Sqn General Fund	310.33	1255.00	1068.25		186.75	497.08
63 Trg Sp Sqn General Fund	1855.94	2961.00	3308.62		-347.62	1508.32
3 RSME REVETT	200.00	2165.00	1361.88		803.12	1003.12
RCAM (Neller Wing) PRI	3131.59	946.36	1489.97		-543.61	2587.98
RCAM (HQ) PRI	847.76		300.00		-300.00	547.76
RCAM ITT	0.00	116.00	116.00			
TOTALS	25096.59	38006.93	35637.28	-1700.00	669.65	25766.24

A brief explanation as to the nature and purpose of the charity's Restricted Funds is to be provided.

Name of Restricted Fund	Purpose of fund
CO' Entertainments	Fund receives a Corps grant each year to entertain various guests hosted by the CO or OC's.
Regtl Dog Tags	Holding fund for dog tags deposits.
ALDP Functions	Fund receives Corps grants each year to off-set regular and reserves functions.
Key Fobs	Holding fund for Gym key fob deposits.
8 Engr Regt General Fund	Funds receives PRI grant each year to off-set soldiers Adv Trg and Bde functions.
3 RSME Regt Activity	Fund receives Corps grants each year for soldiers to attend team building, Regtl families events.
Corps Duty	Fund receives Corps grants each year to host events which is in the interest of the Corps.
Housing Welfare	Money generated from Welfare Grants for refurbishment of the Welfare House and rental fees. Account managed by PRI
8 Engr Bde REVETT	Fund receives Corps grants each year for soldiers complete education courses.
8 Engr Bde Regtl Activity	Fund receives Corps grants each year for soldiers to attend team building, Regtl families events.
8 Engr Bde Comdr Ents	Self Funded. Accountant managed by PS 8 Engr Bde
Interest	Interest is distributed at the end of the financial year to all funds held within Central Bank.
REWW Regtl Activity	Fund receives Corps grants each year for soldiers to attend team building, Regtl families events.
REWW REVETT	Fund receives Corps grants each year for soldiers complete education courses.
REWW General Fund	Self Funded. Accountant managed by REWW
55 Trg Sqn General	Self Funded. Account managed by SHQ.
55 Trg Sqn Management	Self Funded. Account managed by SHQ.
55 Trg Sqn Presentation	Self Funded. Account managed by SHQ.
57 Trg Sqn General	Self Funded. Account managed by SHQ.
63 HQ & Trg Sp Sqn	Self Funded. Account managed by SHQ.
3 RSME Regt REVETT	Fund receives Corps grants each year for soldiers complete education courses.
RCAM (Neller Wing) PRI	Self Funded. Account managed by RCAM committee.
RCAM (HQ) PRI	Self Funded. Account managed by RCAM committee.
RCAM ITT	Fund no longer used.

11. Heritage Assets.

Heritage assets that are owned by the charity but purchased/acquired prior to 1 Apr 06 are not included in the charity's capital property value (see note 1.j). A list/description of these assets is below:

12. Declarations

All of the charity's commitments are provided for in the accounts.

No guarantees have been given to third parties.

The charity has not received any loans that are outstanding at the year-end and secured on assets.

The charity has not granted any loans to institutions or companies connected with the charity.

The charity did not make any ex-gratia payments during the year.

Sufficient resources are held in an appropriate form to enable each fund to be applied in accordance with the restrictions imposed.

The financial activities, assets and liabilities of all the charity's branches or sections have been included.

The trustees have not changed the year end date or the length of the charity's financial year.

The charity has no designated funds (if there are designated funds the reason for designation and when each designated fund is intended to be used by is to be stated in the Managing Trustee report).

All the charity's operations are continuing operations and there were no operations discontinued or acquired during the year.

No funds (unrestricted, designated, restricted or endowment) are in deficit at the balance sheet date.

The charity has no intangible assets.

There were no inter-fund loans outstanding at the balance sheet date.

None of the charity's functional fixed assets have been re-valued during the year and the charity does not have a policy of revaluation of these assets.

The charity has no subsidiary companies.

The charity has no material fixed assets which have not been capitalised and included in the balance sheet.

No internal transfers have occurred out of restricted/endowment funds. In the event that a transfer has taken place, full details of the reason for the transfer are disclosed in the Managing Trustee's comments on page 18.

All investments held are investment assets in the UK unless otherwise stated.

Note: Where any of the declarations are not correct they are to be crossed out and details provided in the Managing Trustees comments.

Additional comments:

Internal Auditors comments are noted, no further comment.

Fund Manager (Regimental Accountant Scheme)/Account Holder (Audit Board Scheme)

Signature: J.A. Date: 17 MAR 25.
Capt J Anderson

Managing Trustee's Annual Report and Comments:

Unit: 3 RSME REGIMENT

Address: GIBRALTAR BARRACKS, BLACKWATER, SURREY, GU17 9LP

Charity name and Charity Commission/Regulator registered number: PRI 1129971

Description of the charity's trusts

This should include:

- a. Details, including date if known of the charity's governing document (e.g. trust deed, will, constitution etc); and
- b. A brief explanation of the charity's objects.

Where applicable, you may choose to give details of any specific investment powers of the charity.

Governing Document (e.g. Trust Deed, Constitution)	MOD Constitution adopted on 12 May 2009 Queen Regulations 1975 Army General Administration Instructions Service Funds Regulations
--	--

Objects of the Charity	The promotion of efficiency of the Armed Forces of the Crown by the provision and support of facilities and activities for the efficiency and well-being of service personnel.
------------------------	--

Explain briefly how trustees are elected or appointed and details of any induction and trustee training attended.

Trustee selection method	1. On appointment of Commanding Officer.
--------------------------	--

Trustee induction and training	Commanding Officers designate course and Governing Documents. Initial brief by Internal Auditor and Senior Fund Manager.
--------------------------------	---

Explain about what the charity is trying to do and how it is going about it. You are only required to provide a brief summary of the main activities and achievements of the charity during the year in relation to its objects.

Summary of main activities in relation to the Charity's objects	<ol style="list-style-type: none"> 1. Supporting Adventure Training Exercises. 2. Sports Activities. 3. Supporting Regimental Events.
Summary of main achievements of the Charity during the year	<ol style="list-style-type: none"> 1. Station Families Day in June/July 2. Ex Minley Powder (Ski Adventure Training).

Provide a brief review of the financial position of the charity. This should include the principal types of income.

Financial Review	<p>The charitable activities were largely funded by sports subscriptions, gain share, Corps and Welfare grants.</p> <p>Expenditure was generally on welfare projects for soldiers, including sport, adventure training, team building and welfare services.</p>
------------------	---

The Managing Trustee should give in their report a description of the following policies:

- a. For the selection of investments for the charity.
- b. For determining the level of income reserves held, stating and explaining the level of reserves held.
- c. Where grants are made by the charity, the selection of individuals and institutions who are to receive grants out of the assets of the charity.

Financial reserves policy	There are sufficient reserves to meet immediate contingencies.
---------------------------	--

Investments selection policy and performance of those investments.	The PRI receives investment income from the Central Bank account based upon the average sum held (generally about 5%) over the period.
--	--

Provide the name of all trustees/the Managing Trustee(s) during the report year.

Managing Trustee's name/trustees' names	From: 01.03.24	To: 28.02.25	Name: Lt Col R D Grant
---	----------------	--------------	------------------------

Serious Incidents	None
-------------------	------


Public Benefit Statement	<p>This fund provides public benefit by assisting service personnel to more effectively perform their roles within the Armed Forces of the Crown. It does this by <i>providing and supporting sporting and adventure training activities</i>. This assistance enables service personnel to face the challenges and danger associated with military service by developing and maintaining <i>teamwork; skills; fitness; confidence, character, spirit and attitude; and morale*</i>. As a result the fund promotes the efficiency of the Armed Forces of the Crown by enhancing the British Army's capability to undertake the roles demanded of it including the defence of the United Kingdom and its interests.</p> <p>(I confirm that I have paid due regard to the Charity Commission of England and Wales's guidance on public benefit when deciding what activities the charity should undertake.)</p>
--------------------------	--

*delete as appropriate.

Additional comments (include any declarations which were not correct (Pg 12/13)):

Auditors comments are noted. Fund Manager to monitor expenditure to determine if there is a requirement to increase sports subscriptions in the future. It should be noted that any proposed increase need to be agreed by all messes and the Regtl PRI committee.

Managing Trustee Signature:.....
Lt Col R D Grant





Date: 26-03-25


Internal Auditor's/Audit Board Report

1. I have examined the books of account and records from which the final accounts were prepared and have obtained all the information and explanations that were necessary for the purpose of our internal audit.
2. I certify that end of period checks have been conducted in accordance with Service Funds Regulations.
3. Subject to the observations given below we are satisfied that proper books of account have been kept and that the final accounts give a true and fair view of the results of transactions over the period and of the state of the Fund's affairs as at the date of the balance sheet. Subject also to observations we are satisfied that cash and bank balances and stocks on hand have been properly checked at prescribed intervals and that adequate insurance exists.
4. I have stamped and signed the original books of account and the original records we have checked. All vouchers relating to this account period have been cancelled.
5. I have made the following observations whilst carrying out the internal audit:
 - a. No previous observations require action following the last audit in Feb 24.
 - b. General – The fund is well managed and in a fair financial position. There has been an increase in regimental grants towards various Adv Trg/Sports activities during this period and will continue to do so for the next financial year. However, where possible, public funds (ECOPF or Sports & Rec) should be considered first so not to deplete the funds too much. Consideration maybe required to increasing sport subscriptions in the future due to higher cost of living.
 - c. Property: A 100% property check was conducted, no observations made.

Signed:

Internal Auditor: 
Mrs A Burton

Associated Auditor:  25165737
SSgt R Hill

Associated Auditor: 
SSgt J Heyworth

Comd/SO2 SPS – Independent Examiner’s Report on the Accounts, and Comments

Respective Responsibilities of Trustees and Examiner

The charity’s trustees are responsible for the preparation of the accounts. The Charity’s trustees consider that an audit is not required for this year (under section 43(2) of the Charities Act 1993 (the Act) and that an independent examination is needed.

It is my responsibility to:

- a. Examine the accounts (under section 43(3)(a) of the Act).
- b. Follow the procedures laid down in the General Directions given by the Charity Commissioners (under section 43(7)(b) of the Act).
- c. State whether particular matters have come to my attention.

Basis of Independent Examiner’s Statement

My examination was carried out in accordance with General Directions given by the Charity Commissioners. An examination includes a review of the accounting records kept by the charity and a comparison of the accounts presented with those records. It also includes consideration of any unusual items or disclosures in the accounts and seeking explanations from the trustees concerning any such matters. The procedures undertaken do not provide all the evidence that would be required in an audit, and consequently I do not express an audit opinion on the accounts.

Independent Examiner’s Statement

In connection with my examination, no matter has come to my attention (other than that disclosed overleaf*):

a. Which gives me reasonable cause to believe that in any material respect the requirements:

(1) To keep accounting records in accordance with section 41 of the 1993 Act:

(2) To prepare accounts which accord with the accounting records and comply with the accounting requirements of the Act:

have not been met.

b. To which, in my opinion, attention should be drawn in order to enable a proper understanding of the accounts to be reached.

* Delete as applicable


Disclosure Section (Only to be completed if the examiner needs to highlight material problems/discrepancies) Give here brief details of any items that the examiner wishes to disclose.

1. NSTR.

Comd/SO2 SPS Comments

1. The value of the PRI has dropped by circa £41K (29% of the value of the fund when compared against 23/24) with no explanation. After discussion with the Regt Acct, IA and FM it was identified, that a large portion of the reductions, was due to the payment of 2 large creditors.

2. NFTR

 Recoverable Signature

X 

SO2 SPS 8 Enqr Bde

Signed by: michael.rockett764@mod.gov.uk

Date: 28 May 2025

Trading Account details:

Title of Trading Account	Gross Percentage Profit	
	Current	Previous
N/A	-	-

7

8

10

PRI 3 RSME REGIMENT

England & Wales - Charity number 1129971

Accounts

**Service (Charitable) Funds Final Accounts,
Managing Trustee's Report, Internal Audit
Board Report and Independent Examiner's Report (SORP 2005 compliant)
Regimental Accounts Scheme**

Army Form N1514
(Rev 11/09)

Unit: 3 RSME REGT

Address GIBRALTAR BARRACKS, BLACKWATER, SURREY, GU17 9LP

In respect of the: PRI

Charity Commission registered number: 1129971

for the period from: 01.03.22 to: 28.02.23

Managing Trustee(s) during the period:

From: 01.03.22 To: 28.02.23 Name: Lt Col C J P Price

Fund Holder(s) during the period:

From: 01.03.22 To 19.01.23 Name: Capt N Lawson

From: 19.01.23 To 28.02.23 Name: Capt C Foster

Internal Auditor(s) during the period:

From: 01.03.22 To: 28.02.23 Name: Mrs A Burton

Associate Auditor(s) during the period:

From: 01.03.22 To 28.02.23 Name: WO2 M Chidley

From: 01.03.22 To 28.02.23 Name: SSgt R Rigby

Regimental Account(s) during the period:

From: 01.03.22 To 28.02.23 Name: Mr P Hopper

Assembled at Minley on 01.03.23 by order of Commanding Officer, 3 RSME Regiment.

3 RSME REGIMENT

PRI

	Unrestricted/ Designated/GPF Funds	Restricted Funds	Endowment Funds	Total Funds	Previous Period Total Funds
Incoming Resources					
Voluntary Income	3,961.37	4,928.63	0.00	8,890.00	3,172.14
Activities for Generating Funds	7,169.27	0.00	0.00	7,169.27	4,589.00
Investment Income	300.46	1,431.14	0.00	1,731.60	890.74
Income Resources from Charitable Activities	9,444.67	0.00	0.00	9,444.67	5,842.78
Other Incoming Resources	3,051.26	31,517.51	0.00	34,568.77	32,157.99
Total Incoming Resources	23,927.03	37,877.28	0.00	61,804.31	46,652.65
Resources Expended Cost of Generating Funds					
Investment Management Costs	0.00	0.00	0.00	0.00	0.00
Costs of Generating Funds	0.00	0.00	0.00	0.00	0.00
Charitable Activities	1,927.21	42,744.99	0.00	44,672.20	27,631.68
Governance Costs	0.00	0.00	0.00	0.00	0.00
Grants and Donations	7,100.24	0.00	0.00	7,100.24	9,539.09
Other Costs	10,359.34	0.00	0.00	10,359.34	10,010.49
Total Resources Expended	19,386.79	42,744.99	0.00	62,131.78	47,181.26
Net Incoming/Outgoing Resources Before Transfers	4,540.24	-4,867.71	0.00	-327.47	-528.61
Transfers					
Gross transfers between funds (internal transfers)	674.33	-674.33	0.00	0.00	0.00
Net Incoming resources before holding gains and losses	5,214.57	-5,542.04	0.00	-327.47	-528.61
Holding Gains/Losses					
Gains on revaluation of the charity's fixed assets	0.00	0.00	0.00	0.00	0.00
Unrealised Gains/Losses on investment assets	0.00	0.00	0.00	0.00	0.00
Net Movement in Funds	5,214.57	-5,542.04	0.00	-327.47	-528.61
Reconciliation of Funds					
Total funds brought forward from previous year	83,833.75	29,305.92	0.00	113,139.67	
Total funds carried forward	89,048.32	23,763.88	0.00	112,812.20	

February 2023

<u>End of last year</u>		<u>Balance</u>
	Fixed Assets	
0.00	CAPITAL PROPERTY	0.00
0.00	Total Fixed Assets	0.00
	Current Assets	
87,044.21	CURRENT BANK A/C	87,664.42
27,608.00	INVESTMENTS	24,941.00
0.00	CASH	0.00
329.70	DEBTORS	3,893.21
0.00	55 SQN STOCK	0.00
114,981.91	Total Current Assets	116,498.63
114,981.91	Total Assets	116,498.63
	Liabilities	
1,842.24	CREDITORS	3,686.43
0.00	TAX & ERNIC	0.00
0.00	VAT control	0.00
0.00	VAT payable	0.00
(1,842.24)	Total Liabilities	(3,686.43)
113,139.67	Total Assets Minus Liabilities	112,812.20
	Total Funds	
29,305.92	Total Restricted Funds	23,763.88
0.00	Total Endowment Funds	0.00
0.00	Total Designated Funds	0.00
83,833.75	Accumulated Trading & GPF	89,048.32
113,139.67	Total Funds	112,812.20

<u>End of last year</u>		<u>Balance</u>
	Funds Analysis	

	Designated Funds	

0.00		0.00

	Restricted Funds	

225.60	CO's ENTERTAINMENTS	582.60
4,928.10	ALDP LCPL FUNCTIONS	306.51
2,630.00	KEY FOBS	2,630.00
1,068.39	8 ENGR GENERAL	940.20
1,207.60	UOTC WEEKEND	0.00
800.00	CORPS DUTY	0.00
3,962.21	CLAY SHOOTING	0.00
5,610.49	HOUSING WELFARE	4,177.85
0.00	REA MINLEY	0.00
0.00	8 ENGR REVETT	700.00
616.31	8 ENGR COMD ENTS	861.40
32.41	INTEREST	0.00
0.00	REWW GENERAL	4,013.19
757.50	55 SQN GENERAL	772.80
557.27	55 SQN MANAGEMENT	57.42
486.00	55 SQN PRESENTATION	643.00
627.74	57 SQN GENERAL	619.27
506.45	63 SQN GENERAL	1,324.79
1,000.00	RE VOCAT EDCUATION	1,845.00
4,289.85	RCAM PRI FUND	4,289.85
-----		-----
29,305.92		23,763.88

	Endowment Funds	

0.00		0.00

	Trading and General Purpose Funds	

4.00	Trading surplus	0.00
0.00	Non Primary Purpose trading surplus	0.00
(5,665.31)	General Purpose Fund surplus	5,214.57
-----		-----
(5,661.31)	Trading & GPF surplus	5,214.57
89,495.06	Balance at last balance sheet	83,833.75
-----		-----
83,833.75	Accumulated Trading & GPF	89,048.32
-----		-----
113,139.67	Grand total	112,812.20
-----		-----

Signature of A/C Holder/Fund Manager

3 RSME Regiment


End of last year



Balance

Date 22/03/23.

Signature of Managing Trustee



Date 29 MAR 23

3 RSME REGIMENT

Balance date to end of February 2023

All nominal codes

Without cost centre codes shown

<u>A/C Code</u>	<u>Name</u>	<u>Balance</u>	<u>Year Movement</u>
B100	CAPITAL PROPERTY	0.00	0.00
B400	55 SQN STOCK	0.00	0.00
B500	DEBTORS	3,893.21	3,563.51
B650	CURRENT BANK A/C	87,664.42	620.21
B651	INVESTMENTS	24,941.00	-2,667.00
B680	CASH	0.00	0.00
B700	CREDITORS	-3,686.43	-1,844.19
B705	TAX & ERNIC	0.00	0.00
B750	VAT control	0.00	0.00
B760	VAT payable	0.00	0.00
B900	Accumulated GPF	-83,833.75	5,661.31
R301	CO's ENTERTAINMENTS	-582.60	-357.00
R305	ALDP LCPL FUNCTIONS	-306.51	4,621.59
R307	KEY FOBS	-2,630.00	0.00
R308	8 ENGR GENERAL	-940.20	128.19
R310	UOTC WEEKEND	0.00	1,207.60
R316	CORPS DUTY	0.00	800.00
R325	CLAY SHOOTING	0.00	3,962.21
R329	HOUSING WELFARE	-4,177.85	1,432.64
R334	REA MINLEY	0.00	0.00
R335	8 ENGR REVETT	-700.00	-700.00
R339	8 ENGR COMD ENTS	-861.40	-245.09
R340	INTEREST	0.00	32.41
R344	REWW GENERAL	-4,013.19	-4,013.19
R345	55 SQN GENERAL	-772.80	-15.30
R346	55 SQN MANAGEMENT	-57.42	499.85
R347	55 SQN PRESENTATION	-643.00	-157.00
R348	57 SQN GENERAL	-619.27	8.47
R350	63 SQN GENERAL	-1,324.79	-818.34
R351	RE VOCAT EDUCATION	-1,845.00	-845.00
R356	RCAM PRI FUND	-4,289.85	0.00
		116,498.63	22,537.99
		-111,284.06	-11,662.11
		<u>5,214.57</u>	<u>10,875.88</u>

3 RSME REGIMENT

<u>A/C Code</u>	<u>Name</u>	<u>Balance</u>	<u>Month Movement</u>
G001	GRANTS RETURNED	-1,986.62	0.00
G002	DONATIONS	-224.75	-13.26
G003	CORPS GRANTS	-1,750.00	0.00
G055	GAINSHARE	-5,564.27	0.00
G056	DENTAL SALES	0.00	0.00
G058	MINI BUS HIRE	-1,605.00	0.00
G125	INTEREST	-300.46	0.00
G150	SPORT INCOME	-9,444.67	-668.00
G300	RESTRICTED IN	0.00	0.00
G301	SSVC Income	-3,051.26	0.00
G317	NOT USED	0.00	0.00
G400	TRANSFERS IN	-674.33	-604.33
G600	ADV TRG	1,504.00	0.00
G601	SPORTS EXP	423.21	0.00
G602	RESTRICTED OUT	0.00	0.00
G770	GRANTS	6,816.00	52.50
G772	PRESENTATIONS	128.24	0.00
G777	TAX/BANK CHARGES	156.00	48.00
G800	INSURANCE	1,374.56	0.00
G801	TV LICENCE	159.00	159.00
G802	WRVS/WELFARE EXP	1,200.79	200.16
G805	MINI BUS EXP	1,560.02	0.00
G806	INVESTMENT LOSS	2,667.00	2,667.00
G812	XMAS GRANTS	1,557.58	0.00
G815	DENTAL CENTRE EXP	0.00	0.00
G816	PPL/PRS LICENCE	1,423.86	0.00
G820	SSVC EXP	416.53	0.00
G821	DEPRECIATION	0.00	0.00
G900	TRANSFERS OUT	0.00	0.00
T001	OPENING STOCK	0.00	0.00
T002	PURCHASES	0.00	0.00
T003	CLOSING STOCK	0.00	0.00
T004	WRITE-OFFS	0.00	0.00
T005	MESS GUESTS	0.00	0.00
T006	DISPOSALS AT COST	0.00	0.00
T007	TRADING EXPENSES	0.00	0.00
T008	SALES	0.00	0.00

3 RSME REGIMENT

<u>A\C Code</u>	<u>Name</u>	<u>Balance</u>		<u>Month Movement</u>	
T740	Sales discounts given	0.00		0.00	
T750	Purchase discounts taken	0.00		0.00	
		19,386.79	-24,601.36	3,126.66	-1,285.59
		<hr/>		<hr/>	
		-5,214.57		1,841.07	
		<hr/>		<hr/>	
		0.00			
		<hr/>		<hr/>	

Creditors List By Effective Date

All supplier names
 Effective date up to 28/02/2023

Supplier	CR Limit	Total	02/23	01/23	12/22	11/22	10/22	09/22 +	Unallocated
8 ENGR SKI RUSH	NONE	891.43	891.43	0.00	0.00	0.00	0.00	0.00	0.00
ALANTIC CROSS 23 BRACK	NONE	800.00	800.00	0.00	0.00	0.00	0.00	0.00	0.00
Minley Powder Min	NONE	715.00	2,465.00	560.66	0.00	0.00	0.00	0.00	2,310.66
REA PACHAUA PACK	NONE	1,000.00	0.00	0.00	0.00	1,000.00	0.00	0.00	0.00
REWW DINNER ASPI	NONE	280.00	280.00	0.00	0.00	0.00	0.00	0.00	0.00

Totals

3,686.43	4,436.43	560.66	0.00	1,000.00	0.00	0.00	0.00	0.00	2,310.66
----------	----------	--------	------	----------	------	------	------	------	----------

Paxton+

3 RSME REGIMENT

Debtors List By Effective Date

All mess members
Effective date up to 28/02/2023

Mess Member	CR Limit	Total	02/23	01/23	12/22	11/22	10/22	09/22 +	Unallocated
TELEMARK CPL BURROWS 1029	NONE	3,893.21	0.00	0.00	0.00	3,893.21	0.00	0.00	0.00
Totals									
		3,893.21	0.00	0.00	0.00	3,893.21	0.00	0.00	0.00

3 RSME REGIMENT

February 2023

	<u>Turnover this month</u>	<u>Turnover year to date</u>
COST OF GOODS SOLD		

OPENING STOCK	0.00	0.00
PURCHASES	0.00	0.00
(A)	----- 0.00	----- 0.00
Value of goods disposed at cost		
WRITE-OFFS	0.00	0.00
MESS GUESTS	0.00	0.00
DISPOSALS AT COST	0.00	0.00
Value of closing stock at cost	0.00	0.00
(B)	----- 0.00	----- 0.00
COST OF GOODS SOLD (A - B) = (C)		
	----- 0.00	----- 0.00
INCOME FROM SALES		

SALES	0.00	0.00
INCOME FROM SALES (D)	----- 0.00	----- 0.00
SURPLUS		

Income from sales (Total from D)		
Deduct cost of goods sold (Total from C)		
SURPLUS (E)	----- 0.00	----- 0.00
Gross profit is therefore:		
	100 %	100 %
$\frac{E \times 100}{C}$ %		
TRADING EXPENSES		
	0.00	0.00
NET SURPLUS (F)	----- 0.00	----- 0.00
Total Percentage is therefore:		
	100 %	100 %
$\frac{F \times 100}{C}$ %		

3 RSME REGIMENT

February 2023

	<u>Turnover this month</u>	<u>Turnover year to date</u>
<u>COST OF GOODS SOLD</u>		
(A)	0.00	0.00
Value of goods disposed at cost		
(B)	0.00	0.00
COST OF GOODS SOLD (A - B) = (C)		
	0.00	0.00
<u>INCOME FROM SALES</u>		
(D)	0.00	0.00
<u>SURPLUS</u>		
Income from sales (Total from D)		
Deduct cost of goods sold (Total from C)		
(E)	0.00	0.00
Gross profit is therefore:		
	100 %	100 %
$\frac{E \times 100}{C} \%$		
<u>NET SURPLUS (F)</u>		
	0.00	0.00
Total Percentage is therefore:		
	100 %	100 %
$\frac{F \times 100}{C} \%$		

3 RSME REGIMENT

February 2023

GPF Analysis	<u>Turnover this month</u>	<u>Turnover year to date</u>
Income		

Voluntary Income	13.26	3,961.37
Activities for Generating Funds	0.00	7,169.27
Investment Income	0.00	300.46
Income Resources from Charitable Activiti	668.00	9,444.67
Other Income	0.00	3,051.26
	-----	-----
Total Income excluding transfers	681.26	23,927.03
Expenditure		

Investment Management Costs	0.00	0.00
Costs of Generating Funds	0.00	0.00
Charitable Activities	0.00	1,927.21
Governance Costs	0.00	0.00
Grants and Donations	100.50	7,100.24
Other Costs	3,026.16	10,359.34
	-----	-----
Total Expenditure excluding transfers	3,126.66	19,386.79
Internal Transfers	-604.33	-674.33
	-----	-----
Gains on revaluation of fixed assets	0.00	0.00
	-----	-----
Unrealised gains/losses on investment asse	0.00	0.00
	-----	-----
GPF Income Over Expenditure	-1,841.07	5,214.57
	-----	-----

3 RSME REGIMENT

	<u>Turnover this month</u>	<u>Turnover year to date</u>
Restricted Fund Analysis		
Income		

Voluntary Income	0.00	4,928.63
Activities for Generating Funds	0.00	0.00
Investment Income	28.61	1,431.14
Income Resources from Charitable Activiti	0.00	0.00
Other Incoming Resources	4,683.50	31,517.51
	-----	-----
Total Income excluding transfers	4,712.11	37,877.28
Expenditure		

Investment Management Costs	0.00	0.00
Costs of Generating Funds	0.00	0.00
Charitable Activities	2,664.37	42,744.99
Governance Costs	0.00	0.00
Grants and Donations	0.00	0.00
Other Costs	0.00	0.00
	-----	-----
Total Expenditure excluding transfers	2,664.37	42,744.99
Internal Transfers	604.33	674.33
	-----	-----
Restricted funds Income Over Expenditure	1,443.41	-5,542.04
	-----	-----

3 RSME REGIMENT

	<u>Turnover this month</u>	<u>Turnover year to date</u>
Designated Funds Analysis		
Income		

Voluntary Income	0.00	0.00
Activities for Generating Funds	0.00	0.00
Investment Income	0.00	0.00
Income Resources from Charitable Activiti	0.00	0.00
Other Incoming Resources	0.00	0.00
	-----	-----
Total Income excluding transfers	0.00	0.00
Expenditure		

Investment Management Costs	0.00	0.00
Costs of Generating Funds	0.00	0.00
Charitable Activities	0.00	0.00
Governance Costs	0.00	0.00
Grants and Donations	0.00	0.00
Other Costs	0.00	0.00
	-----	-----
Total Expenditure excluding transfers	0.00	0.00
Internal Transfers	0.00	0.00
	-----	-----
Designated funds Income Over Expenditur	0.00	0.00
	-----	-----

3 RSME REGIMENT

PRI

	<u>Turnover this month</u>	<u>Turnover year to date</u>
Endowment Funds Analysis		
Income		

Voluntary Income	0.00	0.00
Activities for Generating Funds	0.00	0.00
Investment Income	0.00	0.00
Income Resources from Charitable Activiti	0.00	0.00
Other Incoming Resources	0.00	0.00
	-----	-----
Total Income excluding transfers	0.00	0.00
Expenditure		

Investment Management Costs	0.00	0.00
Costs of Generating Funds	0.00	0.00
Charitable Activities	0.00	0.00
Governance Costs	0.00	0.00
Grants and Donations	0.00	0.00
Other Costs	0.00	0.00
	-----	-----
Total Expenditure excluding transfers	0.00	0.00
Internal Transfers	0.00	0.00
	-----	-----
Endowment funds Income Over Expenditu	0.00	0.00
	-----	-----

3 RSME REGIMENT

PRI

February 2023

	<u>Turnover this month</u>	<u>Turnover year to date</u>
GPF Analysis		
Income		

Voluntary Income		

G001 GRANTS RETURNED	0.00	1,986.62
G002 DONATIONS	13.26	224.75
G003 CORPS GRANTS	0.00	1,750.00
	13.26	3,961.37
Activities for Generating Funds		

G055 GAINSHARE	0.00	5,564.27
G056 DENTAL SALES	0.00	0.00
G058 MINI BUS HIRE	0.00	1,605.00
	0.00	7,169.27
Investment Income		

G125 INTEREST	0.00	300.46
	0.00	300.46
Income Resources from Charitable Activiti		

Trading Income	0.00	0.00
G150 SPORT INCOME	668.00	9,444.67
	668.00	9,444.67
Other Income		

Non Primary Purpose Trading Income	0.00	0.00
G300 RESTRICTED IN	0.00	0.00
G301 SSVC Income	0.00	3,051.26
G317 NOT USED	0.00	0.00
	0.00	3,051.26
Internal Transfers In		

G400 TRANSFERS IN	604.33	674.33
	604.33	674.33
Gains on Revaluation of Fixed Assets		

	0.00	0.00
Unrealised Gains on Investment Assets		

	0.00	0.00
GPF Total Income	1,285.59	24,601.36

3 RSME REGIMENT

	<u>Turnover this month</u>	<u>Turnover year to date</u>
Expenditure		

Investment Management Costs		

	0.00	0.00
Costs of Generating Funds		

	0.00	0.00
Charitable Activities		

Trading Costs	0.00	0.00
G600 ADV TRG	0.00	1,504.00
G601 SPORTS EXP	0.00	423.21
G602 RESTRICTED OUT	0.00	0.00
	0.00	1,927.21
Governance Costs		

	0.00	0.00
Grants and Donations		

G770 GRANTS	52.50	6,816.00
G772 PRESENTATIONS	0.00	128.24
G777 TAX/BANK CHARGES	48.00	156.00
	100.50	7,100.24
Other Costs		

Non Primary Trading Costs	0.00	0.00
G800 INSURANCE	0.00	1,374.56
G801 TV LICENCE	159.00	159.00
G802 WRVS/WELFARE EXP	200.16	1,200.79
G805 MINI BUS EXP	0.00	1,560.02
G806 INVESTMENT LOSS	2,667.00	2,667.00
G812 XMAS GRANTS	0.00	1,557.58
G815 DENTAL CENTRE EXP	0.00	0.00
G816 PPL/PRS LICENCE	0.00	1,423.86
G820 SSVC EXP	0.00	416.53
G821 DEPRECIATION	0.00	0.00
	3,026.16	10,359.34
Internal Transfers Out		

G900 TRANSFERS OUT	0.00	0.00
	0.00	0.00
Unrealised Losses on Investments		

	0.00	0.00
GPF Total Expenditure	----- 3,126.66	----- 19,386.79

3 RSME REGIMENT

	<u>Turnover this month</u>	<u>Turnover year to date</u>
GPF Income Over Expenditure	----- -1,841.07 -----	----- 5,214.57 -----

3 RSME REGIMENT

	<u>Turnover this month</u>	<u>Turnover year to date</u>
Trading Account Analysis		

Trading Expenditure		

T001 OPENING STOCK	0.00	0.00
T002 PURCHASES	0.00	0.00
T003 CLOSING STOCK	0.00	0.00
T004 WRITE-OFFS	0.00	0.00
T005 MESS GUESTS	0.00	0.00
T006 DISPOSALS AT COST	0.00	0.00
T007 TRADING EXPENSES	0.00	0.00
	-----	-----
Trading Income		

T008 SALES	0.00	0.00
	-----	-----
Income Over Expenditure	0.00	0.00
Non Primary Purpose Trading Analysis		

Trading Expenditure		

	-----	-----
Trading Income		

	-----	-----
Income Over Expenditure	0.00	0.00

3 RSME REGIMENT

	<u>Turnover this month</u>	<u>Turnover year to date</u>
Restricted Funds Analysis		
Income		

Voluntary Income	0.00	4,928.63
Activities for Generating Funds	0.00	0.00
Investment Income	28.61	1,431.14
Income Resources from Charitable Activiti	0.00	0.00
Other Incoming Resources	4,683.50	31,517.51
	-----	-----
Total Income excluding transfers	4,712.11	37,877.28
Expenditure		

Investment Management Costs	0.00	0.00
Costs of Generating Funds	0.00	0.00
Charitable Activities	2,664.37	42,744.99
Governance Costs	0.00	0.00
Grants and Donations	0.00	0.00
Other Costs	0.00	0.00
	-----	-----
Total Expenditure excluding transfers	2,664.37	42,744.99
Internal Transfers	604.33	674.33
	-----	-----
Restricted funds Income Over Expenditure	1,443.41	-5,542.04
	-----	-----

3 RSME REGIMENT

PRI

	<u>Turnover this month</u>	<u>Turnover year to date</u>
Designated Funds Analysis		
Income		

Voluntary Income	0.00	0.00
Activities for Generating Funds	0.00	0.00
Investment Income	0.00	0.00
Income Resources from Charitable Activiti	0.00	0.00
Other Incoming Resources	0.00	0.00
	-----	-----
Total Income excluding transfers	0.00	0.00
Expenditure		

Investment Management Costs	0.00	0.00
Costs of Generating Funds	0.00	0.00
Charitable Activities	0.00	0.00
Governance Costs	0.00	0.00
Grants and Donations	0.00	0.00
Other Costs	0.00	0.00
	-----	-----
Total Expenditure excluding transfers	0.00	0.00
Internal Transfers	0.00	0.00
	-----	-----
Designated funds Income Over Expenditur	0.00	0.00
	-----	-----

3 RSME REGIMENT

PRI

	<u>Turnover this month</u>	<u>Turnover year to date</u>
Endowment Funds Analysis		
Income		

Voluntary Income	0.00	0.00
Activities for Generating Funds	0.00	0.00
Investment Income	0.00	0.00
Income Resources from Charitable Activiti	0.00	0.00
Other Incoming Resources	0.00	0.00
	-----	-----
Total Income excluding transfers	0.00	0.00
Expenditure		

Investment Management Costs	0.00	0.00
Costs of Generating Funds	0.00	0.00
Charitable Activities	0.00	0.00
Governance Costs	0.00	0.00
Grants and Donations	0.00	0.00
Other Costs	0.00	0.00
	-----	-----
Total Expenditure excluding transfers	0.00	0.00
Internal Transfers	0.00	0.00
	-----	-----
Endowment funds Income Over Expenditu	0.00	0.00
	-----	-----

3 RSME REGIMENT

PRI

February 2023

	<u>Turnover this month</u>	<u>Turnover year to date</u>
GPF Analysis		
Income		

Voluntary Income		

G001 GRANTS RETURNED	0.00	1,986.62
G002 DONATIONS	13.26	224.75
G003 CORPS GRANTS	0.00	1,750.00
	13.26	3,961.37
Activities for Generating Funds		

G055 GAINSHARE	0.00	5,564.27
G056 DENTAL SALES	0.00	0.00
G058 MINI BUS HIRE	0.00	1,605.00
	0.00	7,169.27
Investment Income		

G125 INTEREST	0.00	300.46
	0.00	300.46
Income Resources from Charitable Activiti		

Trading Income		
G150 SPORT INCOME	668.00	9,444.67
	668.00	9,444.67
Other Income		

Non Primary Purpose Trading Income		
G300 RESTRICTED IN	0.00	0.00
G301 SSVC Income	0.00	3,051.26
G317 NOT USED	0.00	0.00
	0.00	3,051.26
Internal Transfers In		

G400 TRANSFERS IN	604.33	674.33
	604.33	674.33
Gains on Revaluation of Fixed Assets		

	0.00	0.00
Unrealised Gains on Investment Assets		

	0.00	0.00
GPF Total Income	1,285.59	24,601.36

3 RSME REGIMENT

	<u>Turnover this month</u>	<u>Turnover year to date</u>
Expenditure -----		
Investment Management Costs -----	0.00	0.00
Costs of Generating Funds -----	0.00	0.00
Charitable Activities -----		
Trading costs	0.00	0.00
G600 ADV TRG	0.00	1,504.00
G601 SPORTS EXP	0.00	423.21
G602 RESTRICTED OUT	0.00	0.00
	0.00	1,927.21
Governance Costs -----	0.00	0.00
Grants and Donations -----		
G770 GRANTS	52.50	6,816.00
G772 PRESENTATIONS	0.00	128.24
G777 TAX/BANK CHARGES	48.00	156.00
	100.50	7,100.24
Other Costs -----		
Non Primary Trading Costs	0.00	0.00
G800 INSURANCE	0.00	1,374.56
G801 TV LICENCE	159.00	159.00
G802 WRVS/WELFARE EXP	200.16	1,200.79
G805 MINI BUS EXP	0.00	1,560.02
G806 INVESTMENT LOSS	2,667.00	2,667.00
G812 XMAS GRANTS	0.00	1,557.58
G815 DENTAL CENTRE EXP	0.00	0.00
G816 PPL/PRS LICENCE	0.00	1,423.86
G820 SSVC EXP	0.00	416.53
G821 DEPRECIATION	0.00	0.00
	3,026.16	10,359.34
Internal Transfers Out -----		
G900 TRANSFERS OUT	0.00	0.00
	0.00	0.00
Unrealised Losses on Investments -----	0.00	0.00
GPF Total Expenditure	3,126.66	19,386.79

3 RSME REGIMENT

PRI

	<u>Turnover this month</u>	<u>Turnover year to date</u>
GPF Income Over Expenditure	-1,841.07	5,214.57

3 RSME REGIMENT

	<u>Turnover this month</u>	<u>Turnover year to date</u>
Trading Account Analysis		

Trading Expenditure		

T001 OPENING STOCK	0.00	0.00
T002 PURCHASES	0.00	0.00
T003 CLOSING STOCK	0.00	0.00
T004 WRITE-OFFS	0.00	0.00
T005 MESS GUESTS	0.00	0.00
T006 DISPOSALS AT COST	0.00	0.00
T007 TRADING EXPENSES	0.00	0.00
	-----	-----
Trading Income		

T008 SALES	0.00	0.00
	-----	-----
Income Over Expenditure	0.00	0.00
Non Primary Purpose Trading Analysis		

Trading Expenditure		

	-----	-----
Trading Income		

	-----	-----
Income Over Expenditure	0.00	0.00

3 RSME REGIMENT

	<u>Turnover this month</u>	<u>Turnover year to date</u>
Restricted Funds Analysis		
Income		

Voluntary Income		

R301 CO's ENTERTAINMENTS	0.00	2,500.00
R305 ALDP LCPL FUNCTIONS	0.00	750.00
R307 KEY FOBS	0.00	0.00
R308 8 ENGR GENERAL	0.00	118.63
R310 UOTC WEEKEND	0.00	0.00
R316 CORPS DUTY	0.00	0.00
R325 CLAY SHOOTING	0.00	0.00
R329 HOUSING WELFARE	0.00	0.00
R334 REA MINLEY	0.00	0.00
R335 8 ENGR REVETT	0.00	0.00
R339 8 ENGR COMD ENTS	0.00	850.00
R340 INTEREST	0.00	0.00
R344 REWW GENERAL	0.00	0.00
R345 55 SQN GENERAL	0.00	5.00
R346 55 SQN MANAGEMENT	0.00	0.00
R347 55 SQN PRESENTATION	0.00	0.00
R348 57 SQN GENERAL	0.00	0.00
R350 63 SQN GENERAL	0.00	5.00
R351 RE VOCAT EDCUATION	0.00	700.00
R356 RCAM PRI FUND	0.00	0.00
	0.00	4,928.63
Activities for Generating Funds		

R301 CO's ENTERTAINMENTS	0.00	0.00
R305 ALDP LCPL FUNCTIONS	0.00	0.00
R307 KEY FOBS	0.00	0.00
R308 8 ENGR GENERAL	0.00	0.00
R310 UOTC WEEKEND	0.00	0.00
R316 CORPS DUTY	0.00	0.00
R325 CLAY SHOOTING	0.00	0.00
R329 HOUSING WELFARE	0.00	0.00
R334 REA MINLEY	0.00	0.00
R335 8 ENGR REVETT	0.00	0.00
R339 8 ENGR COMD ENTS	0.00	0.00
R340 INTEREST	0.00	0.00
R344 REWW GENERAL	0.00	0.00
R345 55 SQN GENERAL	0.00	0.00
R346 55 SQN MANAGEMENT	0.00	0.00
R347 55 SQN PRESENTATION	0.00	0.00
R348 57 SQN GENERAL	0.00	0.00
R350 63 SQN GENERAL	0.00	0.00
R351 RE VOCAT EDCUATION	0.00	0.00
R356 RCAM PRI FUND	0.00	0.00
	0.00	0.00
Investment Income		

R301 CO's ENTERTAINMENTS	0.00	0.00
R305 ALDP LCPL FUNCTIONS	0.00	0.00
R307 KEY FOBS	0.00	0.00
R308 8 ENGR GENERAL	0.00	0.00
R310 UOTC WEEKEND	0.00	0.00

3 RSME REGIMENT

	<u>Turnover this month</u>	<u>Turnover year to date</u>
R316 CORPS DUTY	0.00	0.00
R325 CLAY SHOOTING	0.00	0.00
R329 HOUSING WELFARE	0.00	0.00
R334 REA MINLEY	0.00	0.00
R335 8 ENGR REVETT	0.00	0.00
R339 8 ENGR COMD ENTS	0.00	0.00
R340 INTEREST	28.61	1,431.14
R344 REWW GENERAL	0.00	0.00
R345 55 SQN GENERAL	0.00	0.00
R346 55 SQN MANAGEMENT	0.00	0.00
R347 55 SQN PRESENTATION	0.00	0.00
R348 57 SQN GENERAL	0.00	0.00
R350 63 SQN GENERAL	0.00	0.00
R351 RE VOCAT EDUCATION	0.00	0.00
R356 RCAM PRI FUND	0.00	0.00
	28.61	1,431.14
Income Resources from Charitable Activiti		

R301 CO's ENTERTAINMENTS	0.00	0.00
R305 ALDP LCPL FUNCTIONS	0.00	0.00
R307 KEY FOBS	0.00	0.00
R308 8 ENGR GENERAL	0.00	0.00
R310 UOTC WEEKEND	0.00	0.00
R316 CORPS DUTY	0.00	0.00
R325 CLAY SHOOTING	0.00	0.00
R329 HOUSING WELFARE	0.00	0.00
R334 REA MINLEY	0.00	0.00
R335 8 ENGR REVETT	0.00	0.00
R339 8 ENGR COMD ENTS	0.00	0.00
R340 INTEREST	0.00	0.00
R344 REWW GENERAL	0.00	0.00
R345 55 SQN GENERAL	0.00	0.00
R346 55 SQN MANAGEMENT	0.00	0.00
R347 55 SQN PRESENTATION	0.00	0.00
R348 57 SQN GENERAL	0.00	0.00
R350 63 SQN GENERAL	0.00	0.00
R351 RE VOCAT EDUCATION	0.00	0.00
R356 RCAM PRI FUND	0.00	0.00
	0.00	0.00
Other Incoming Resources		

R301 CO's ENTERTAINMENTS	0.00	0.00
R305 ALDP LCPL FUNCTIONS	0.00	0.00
R307 KEY FOBS	0.00	40.00
R308 8 ENGR GENERAL	0.00	700.00
R310 UOTC WEEKEND	0.00	0.00
R316 CORPS DUTY	0.00	0.00
R325 CLAY SHOOTING	0.00	5,592.06
R329 HOUSING WELFARE	760.00	5,440.00
R334 REA MINLEY	0.00	2,071.19
R335 8 ENGR REVETT	700.00	700.00
R339 8 ENGR COMD ENTS	0.00	0.00
R340 INTEREST	0.00	0.00
R344 REWW GENERAL	400.00	5,771.94
R345 55 SQN GENERAL	135.00	2,784.32
R346 55 SQN MANAGEMENT	19.50	244.50
R347 55 SQN PRESENTATION	40.00	602.50
R348 57 SQN GENERAL	0.00	1,810.00

3 RSME REGIMENT

PRI

	<u>Turnover this month</u>	<u>Turnover year to date</u>	
R350 63 SQN GENERAL	329.00	3,461.00	
R351 RE VOCAT EDCUATION	2,300.00	2,300.00	
R356 RCAM PRI FUND	0.00	0.00	
	4,683.50		31,517.51
	-----		-----
Total Income excluding transfers	4,712.11		37,877.28

3 RSME REGIMENT

	<u>Turnover this month</u>	<u>Turnover year to date</u>
Expenditure		

Investment Management Costs		

R301 CO's ENTERTAINMENTS	0.00	0.00
R305 ALDP LCPL FUNCTIONS	0.00	0.00
R307 KEY FOBS	0.00	0.00
R308 8 ENGR GENERAL	0.00	0.00
R310 UOTC WEEKEND	0.00	0.00
R316 CORPS DUTY	0.00	0.00
R325 CLAY SHOOTING	0.00	0.00
R329 HOUSING WELFARE	0.00	0.00
R334 REA MINLEY	0.00	0.00
R335 8 ENGR REVETT	0.00	0.00
R339 8 ENGR COMD ENTS	0.00	0.00
R340 INTEREST	0.00	0.00
R344 REWW GENERAL	0.00	0.00
R345 55 SQN GENERAL	0.00	0.00
R346 55 SQN MANAGEMENT	0.00	0.00
R347 55 SQN PRESENTATION	0.00	0.00
R348 57 SQN GENERAL	0.00	0.00
R350 63 SQN GENERAL	0.00	0.00
R351 RE VOCAT EDCUATION	0.00	0.00
R356 RCAM PRI FUND	0.00	0.00
	0.00	0.00
Costs of Generating Funds		

R301 CO's ENTERTAINMENTS	0.00	0.00
R305 ALDP LCPL FUNCTIONS	0.00	0.00
R307 KEY FOBS	0.00	0.00
R308 8 ENGR GENERAL	0.00	0.00
R310 UOTC WEEKEND	0.00	0.00
R316 CORPS DUTY	0.00	0.00
R325 CLAY SHOOTING	0.00	0.00
R329 HOUSING WELFARE	0.00	0.00
R334 REA MINLEY	0.00	0.00
R335 8 ENGR REVETT	0.00	0.00
R339 8 ENGR COMD ENTS	0.00	0.00
R340 INTEREST	0.00	0.00
R344 REWW GENERAL	0.00	0.00
R345 55 SQN GENERAL	0.00	0.00
R346 55 SQN MANAGEMENT	0.00	0.00
R347 55 SQN PRESENTATION	0.00	0.00
R348 57 SQN GENERAL	0.00	0.00
R350 63 SQN GENERAL	0.00	0.00
R351 RE VOCAT EDCUATION	0.00	0.00
R356 RCAM PRI FUND	0.00	0.00
	0.00	0.00
Charitable Activities		

R301 CO's ENTERTAINMENTS	0.00	2,143.00
R305 ALDP LCPL FUNCTIONS	148.83	5,371.59
R307 KEY FOBS	0.00	40.00
R308 8 ENGR GENERAL	50.00	946.82
R310 UOTC WEEKEND	0.00	1,207.60
R316 CORPS DUTY	0.00	800.00
R325 CLAY SHOOTING	0.00	9,554.27

3 RSME REGIMENT

	<u>Turnover this month</u>	<u>Turnover year to date</u>	
R329 HOUSING WELFARE	80.42	6,872.64	
R334 REA MINLEY	0.00	2,071.19	
R335 8 ENGR REVETT	0.00	0.00	
R339 8 ENGR COMD ENTS	19.42	604.91	
R340 INTEREST	859.22	859.22	
R344 REWW GENERAL	50.00	1,758.75	
R345 55 SQN GENERAL	347.10	3,041.52	
R346 55 SQN MANAGEMENT	0.00	744.35	
R347 55 SQN PRESENTATION	0.00	58.00	
R348 57 SQN GENERAL	172.23	1,818.47	
R350 63 SQN GENERAL	117.15	2,697.66	
R351 RE VOCAT EDCUATION	820.00	2,155.00	
R356 RCAM PRI FUND	0.00	0.00	
	2,664.37		42,744.99
Governance Costs			

R301 CO's ENTERTAINMENTS	0.00	0.00	
R305 ALDP LCPL FUNCTIONS	0.00	0.00	
R307 KEY FOBS	0.00	0.00	
R308 8 ENGR GENERAL	0.00	0.00	
R310 UOTC WEEKEND	0.00	0.00	
R316 CORPS DUTY	0.00	0.00	
R325 CLAY SHOOTING	0.00	0.00	
R329 HOUSING WELFARE	0.00	0.00	
R334 REA MINLEY	0.00	0.00	
R335 8 ENGR REVETT	0.00	0.00	
R339 8 ENGR COMD ENTS	0.00	0.00	
R340 INTEREST	0.00	0.00	
R344 REWW GENERAL	0.00	0.00	
R345 55 SQN GENERAL	0.00	0.00	
R346 55 SQN MANAGEMENT	0.00	0.00	
R347 55 SQN PRESENTATION	0.00	0.00	
R348 57 SQN GENERAL	0.00	0.00	
R350 63 SQN GENERAL	0.00	0.00	
R351 RE VOCAT EDCUATION	0.00	0.00	
R356 RCAM PRI FUND	0.00	0.00	
			0.00
Grants and Donations			

R301 CO's ENTERTAINMENTS	0.00	0.00	
R305 ALDP LCPL FUNCTIONS	0.00	0.00	
R307 KEY FOBS	0.00	0.00	
R308 8 ENGR GENERAL	0.00	0.00	
R310 UOTC WEEKEND	0.00	0.00	
R316 CORPS DUTY	0.00	0.00	
R325 CLAY SHOOTING	0.00	0.00	
R329 HOUSING WELFARE	0.00	0.00	
R334 REA MINLEY	0.00	0.00	
R335 8 ENGR REVETT	0.00	0.00	
R339 8 ENGR COMD ENTS	0.00	0.00	
R340 INTEREST	0.00	0.00	
R344 REWW GENERAL	0.00	0.00	
R345 55 SQN GENERAL	0.00	0.00	
R346 55 SQN MANAGEMENT	0.00	0.00	
R347 55 SQN PRESENTATION	0.00	0.00	
R348 57 SQN GENERAL	0.00	0.00	
R350 63 SQN GENERAL	0.00	0.00	
R351 RE VOCAT EDCUATION	0.00	0.00	

3 RSME REGIMENT

	<u>Turnover this month</u>	<u>Turnover year to date</u>
R356 RCAM PRI FUND	0.00	0.00
Other Costs	0.00	0.00

R301 CO's ENTERTAINMENTS	0.00	0.00
R305 ALDP LCPL FUNCTIONS	0.00	0.00
R307 KEY FOBS	0.00	0.00
R308 8 ENGR GENERAL	0.00	0.00
R310 UOTC WEEKEND	0.00	0.00
R316 CORPS DUTY	0.00	0.00
R325 CLAY SHOOTING	0.00	0.00
R329 HOUSING WELFARE	0.00	0.00
R334 REA MINLEY	0.00	0.00
R335 8 ENGR REVETT	0.00	0.00
R339 8 ENGR COMD ENTS	0.00	0.00
R340 INTEREST	0.00	0.00
R344 REWW GENERAL	0.00	0.00
R345 55 SQN GENERAL	0.00	0.00
R346 55 SQN MANAGEMENT	0.00	0.00
R347 55 SQN PRESENTATION	0.00	0.00
R348 57 SQN GENERAL	0.00	0.00
R350 63 SQN GENERAL	0.00	0.00
R351 RE VOCAT EDCUATION	0.00	0.00
R356 RCAM PRI FUND	0.00	0.00
	0.00	0.00
Total Expenditure excluding transfers	----- 2,664.37	----- 42,744.99
Internal Transfers		

R301 CO's ENTERTAINMENTS	0.00	0.00
R305 ALDP LCPL FUNCTIONS	0.00	0.00
R307 KEY FOBS	0.00	0.00
R308 8 ENGR GENERAL	0.00	0.00
R310 UOTC WEEKEND	0.00	0.00
R316 CORPS DUTY	0.00	0.00
R325 CLAY SHOOTING	0.00	0.00
R329 HOUSING WELFARE	0.00	0.00
R334 REA MINLEY	0.00	0.00
R335 8 ENGR REVETT	0.00	0.00
R339 8 ENGR COMD ENTS	0.00	0.00
R340 INTEREST	604.33	604.33
R344 REWW GENERAL	0.00	0.00
R345 55 SQN GENERAL	-140.00	-267.50
R346 55 SQN MANAGEMENT	0.00	0.00
R347 55 SQN PRESENTATION	140.00	387.50
R348 57 SQN GENERAL	0.00	0.00
R350 63 SQN GENERAL	0.00	-50.00
R351 RE VOCAT EDCUATION	0.00	0.00
R356 RCAM PRI FUND	0.00	0.00
	604.33	674.33
Restricted funds Income Over Expenditure	----- 1,443.41	----- -5,542.04

3 RSME REGIMENT

	<u>Turnover this month</u>	<u>Turnover year to date</u>
Designated Funds Analysis		
Income		

Voluntary Income		
-----	0.00	0.00
Activities for Generating Funds		
-----	0.00	0.00
Investment Income		
-----	0.00	0.00
Income Resources from Charitable Activiti		
-----	0.00	0.00
Other Incoming Resources		
-----	0.00	0.00
	-----	-----
Total Income excluding transfers	0.00	0.00

3 RSME REGIMENT

	<u>Turnover this month</u>	<u>Turnover year to date</u>
Expenditure		

Investment Management Costs		

	0.00	0.00
Costs of Generating Funds		

	0.00	0.00
Charitable Activities		

	0.00	0.00
Governance Costs		

	0.00	0.00
Grants and Donations		

	0.00	0.00
Other Costs		

	0.00	0.00
	-----	-----
Total Expenditure excluding transfers	0.00	0.00
Internal Transfers		

	0.00	0.00
	-----	-----
Designated funds Income Over Expenditur	0.00	0.00
	-----	-----

3 RSME REGIMENT

	<u>Turnover this month</u>	<u>Turnover year to date</u>
Endowment Funds Analysis		
Income		

Voluntary Income		

	0.00	0.00
Activities for Generating Funds		

	0.00	0.00
Investment Income		

	0.00	0.00
Income Resources from Charitable Activiti		

	0.00	0.00
Other Incoming Resources		

	0.00	0.00
	-----	-----
Total Income excluding transfers	0.00	0.00

3 RSME REGIMENT

	<u>Turnover this month</u>	<u>Turnover year to date</u>
Expenditure		

Investment Management Costs		

Costs of Generating Funds	0.00	0.00

Charitable Activities	0.00	0.00

Governance Costs	0.00	0.00

Grants and Donations	0.00	0.00

Other Costs	0.00	0.00

	0.00	0.00
	-----	-----
Total Expenditure excluding transfers	0.00	0.00
Internal Transfers		

	0.00	0.00
	-----	-----
Endowment funds Income Over Expenditu	0.00	0.00
	-----	-----

Notes to the Accounts (Paras 2 to 12 are to be completed by all funds which have a gross income of £100K or over and those funds already registered with the Charity Regulator, all other funds are to complete Paras 6 and 7 and the declarations at Para 12):

1. Principal Accounting Policies

a. Accounting Convention. The financial statements are prepared under the historical cost convention as modified by the inclusion of investments at market value and in accordance with applicable accounting standards. In preparing the financial statements the charity follows best practice as set out in the Statement of Recommended Practice 'Accounting and Reporting by Charities' (SORP) 2005 (<http://www.charitycommission.gov.uk/investigations/sorp/sorp05docs.asp>)

b. Incoming Resources. Income is recognised in the period in which the charity is entitled to receipt, and the amount can be measured with reasonable certainty. Grants from other agencies including donations and other income from activities are in furtherance of the charity's objects and are part of the general funds of the charity. A restricted fund is only recognised where this is an agreed and explicit condition of the grant or donor.

c. Intangible Income. Due to the close collaborative relationship and the manner in which the charity's activities compliment those of the Army, intangible income, reflected in time and use of premises is not quantifiable or measurable and so is not recognised in the accounts.

d. Resources Expended and Basis of Allocation of Costs. Expenditure is included when incurred or exceptionally where a commitment is made which requires an accrual when payment is to be made in the subsequent accounting period. Similarly, where prepayments are made in recognition of commitments falling due in a subsequent accounting period, the appropriate credit is entered in the accounts and reversed the following year. Grants payable are included in the SOFA when approved by the Managing Trustee. Expenditure is recognised in the period in which it is incurred. The majority of costs are directly attributable to specific activities. Irrecoverable VAT is charged to the activity for which it was incurred.

e. Governance Costs. Governance costs are the costs of professional advice, holding trustee meetings or committee meetings associated with decision making, any fee for audit or independent examination and any fee incurred in the preparation, statutory filing, printing or copying of the annual report and accounts.

f. Capitalisation and Depreciation of Tangible Fixed Assets. All assets having a purchase value of more than £500 are capitalised. The costs of tangible fixed assets are written off by equal annual instalments over their expected useful lives using the following methods of depreciation:

Furniture, fixtures and equipment	-	Straight Line over a period of 2 – 10 years.
Motor vehicles	-	Straight Line over a period of 2 – 10 years.

Assets with a life of more than one year but with a purchase value of below £500 are included within the inventory but the cost is written off in the year it is incurred and is not depreciated over the useful life of the asset. Where the asset is depreciated over a period of more than 10 years, details of the item and period are to be provided following the notes on page 14.

g. Fixed Asset Investments. Fixed asset investments are included at market value at the balance sheet date. Any gain or loss on revaluation is shown in the Statement of Financial Activities (SOFA).

h. Stocks. Purchased stocks are valued at the lower cost or net realisable value making due allowance for any obsolete or slow-moving items.

i. Funds Accounting. Funds held by the charity are:

(1) General Purpose/Unrestricted /Designated Funds. These are funds that can be used in accordance with the charitable objects at the discretion of the Managing Trustee.

Designated funds are unrestricted funds which have been allocated/earmarked for a particular purpose by the Managing Trustee and are to be declared in the Managing Trustees comments in accordance with Para 12 to these notes stating what they are intended to be used for and when.

(2) Endowment Funds. Endowment funds are those investments and other gifts accepted by the unit, the capital sum or property being held in perpetuity and the income only being available for charitable use.

(3) Restricted Funds. These are funds that can only be used for particular restricted purposes within the objects of the charity. Restrictions arise when specified by the donor or when funds are raised for particular restricted purposes. Further explanation of the nature and purpose of each fund is to be included in the notes to the accounts.

j. Heritage Assets. In the course of the unit's history, the charity may have acquired gifts, memorabilia, regalia, silverware, antiques and other historical artefacts in the course of distinguished military service in service of the Crown. The value of these pieces is in large part derived from their close association with Regimental history which precludes the use of conventional valuation techniques being applied. Whilst the objects of the charity do not specifically include preservation and conservation, the pieces represent an essential element of celebrating the unit's history and foster esprit-de-corps. Consequently the Managing Trustee considers the charity to hold heritage assets both for functional use and as an element of national history on behalf of the nation. Heritage assets acquired prior to 1 Apr 06 are therefore not capitalised on the balance sheet but a description of those assets is disclosed as part of the notes to the accounts. Heritage assets acquired after 1 Apr 06 where the purchase price is known and which exceed £500.00 are included in the balance sheet at acquisition value but are not depreciated.

k. Other Costs. Other costs are those costs not incurred in the undertaking of charitable activity in furtherance of the objects of the charity, i.e. the provision of facilities, recreational programmes or activities in furtherance of military efficiency. They are also costs incurred in the making of grants and donations, in the costs of generating funds, i.e. the costs incurred in trading or fundraising undertaken by the charity, or in governance costs.

2. Grants Made. (if total grants are over 5% of the charity's total expenditure).

The charity made the following grants/donations:

Grants to institutions

Name of institutions	Purpose	Total number of grants given	Total amount of grants paid
	Total grants to institutions	0.00	0.00

Grants to individuals

Purpose	Total number of grants given	Total amount of grants paid
	Total	0.00
		0.00

3. Related Party Transactions & Remuneration and Expenses

Whilst the charity has a close working relationship with the Army, there are no transactions with the Army which require disclosure under SORP 2005. The only transactions made by the charity in favour of the unit are wholly attributable to the charitable activities of furthering military efficiency. The Managing Trustee is an officer or equivalent and fulfils the role as trustee in accordance with the applicable laws and regulations. No expenses have been paid to the trustee. In the event that expenses have been paid to the trustee these are disclosed under the Managing Trustee's comments.

4. Analysis of Capital Property

	Fixtures, fittings & equipment	Motor vehicles	Total
	£	£	£
Balance b/f	0.00	-	0.00
Purchases	0.00	-	0.00
Sales & W/Os	0.00	-	0.00
Depreciation	0.00	-	0.00
Balance c/f	0.00	-	0.00

5. Total Value of Investments by Category

	Value £
Carrying value (market value) at beginning of year	27,608.00
Add additions to investments at cost (investments purchased)	0.00
Less disposals at carrying value (investments sold)	0.00
Add/(deduct) net gain/(loss) on revaluation (gain/loss at end of accounting period/audit)	2667.00
Carrying value (market value) at end of year	24,941.00

Breakdown of Market Values at

Year End

	GPF/ Unrestricted	Restricted	Endowment	Total value	Income during year
	Value £	Value £	Value £	Value £	Value £
Investment properties					
Investments listed on a recognised stock exchange					
Investments held in unit trusts or other collective investment schemes				Investments are held by Central Bank	
Investments in subsidiary or connected undertakings and companies					
Securities not listed on a recognised Stock Exchange					
Cash held as part of the investment portfolio					
Other investments					
Total					

6. List of Debtors

Debtor	Date of Debt	Amount
See attached Debtors List	See attached Debtors List	3,893.21
	Total	3,893.21

* There are no amounts falling due after more than one year (delete as appropriate).

7. List of Creditors

Creditor	Date of Credit	Amount
See attached Creditors List	See attached Creditors List	3,686.43
	Total	3,686.43

* There are no amounts falling due after more than one year (delete as appropriate).

8. Paid Employees

	This year £	Last year £
Gross wages paid	0.00	1823.01
Employer's National Insurance paid	0.00	0.00
Pension Contributions paid	0.00	0.00
Total staff costs	0.00	1823.01

Give the number of employees who were engaged in each of the following activities:

	This year	Last year
Costs of generating funds		
Charitable activities	n/a	n/a
Other		
Total		

No individual employee received a salary of over £60000.00

9. Governance Costs

	This year £	Last year £
Audit or independent examination fee	0.00	0.00

10. Restricted/Endowment Funds

Give details of the movements of the individual funds summarised in the restricted and endowment column of the Statements of Financial Activities (SOFA).

Fund Name	Fund Bal B/F 01.03.22	Incoming Resources for period	Outgoing Resources for period	Transfers	Gains and Losses	Fund Bal C/F 28.02.23
CO's Entertainments	225.60	2500.00	2143.00		357.00	582.60
ALDP Functions	4928.10	750.00	5371.59		-4621.59	306.51
Key Fobs	2630.00	40.00	40.00			2630.00
8 ENGR General Fund	1068.39	818.63	946.82		-128.19	940.20
UOTC Weekend	1207.60		1207.60		-1207.60	0.00
Corps Duty	800.00		800.00		-800.00	0.00
Clay Shooting	3962.21	5592.06	9554.27		-3962.21	0.00
Housing Welfare	5610.49	5440.00	6872.64		-1432.64	4177.85
REA Minley	0.00	2071.19	2071.19			0.00
8 Engr REVETT	0.00	700.00			700.00	700.00
8 Engr Comdr Ents	616.31	850.00	604.91		245.09	861.40
Interest	32.41	1431.14	859.22	-604.33	-32.41	0.00
REWW General Fund	0.00	5771.94	1758.75		4013.19	4013.19
55 Trg Sqn General Fund	757.50	2789.32	3041.52	267.50	15.30	772.80
55 Trg Sqn Management Fund	557.27	244.50	744.35		-499.85	57.42
55 Trg Sqn Presentation Fund	486.00	602.50	58.00	-387.50	157.00	643.00
57 Trg Sqn General Fund	627.74	1810.00	1818.47		-8.47	619.27
63 Trg Sp Sqn General Fund	506.45	3466.00	2697.66	50.00	818.34	1324.79
RE Vocation Education	1000.00	3000.00	2155.00		845.00	1845.00
RCAM Fund	4289.85					4289.85
TOTALS	29305.92	37877.28	42744.99	-674.33	-5542.04	23763.88

A brief explanation as to the nature and purpose of the charity's Restricted Funds is to be provided.

Name of Restricted Fund	Purpose of fund
CO' Entertainments	Fund receives a Corps grant each year to entertain various guests hosted by the CO or OC's.
ALDP Functions	Fund receives Corps grants each year to off-set regular and reserves functions.
Key Fobs	Holding fund for Gym key fob deposits.
8 Engr Regt General Fund	Funds receives a pri grant each year to off-set soldiers Adv Trg and Bde functions.
Corps Duty	Fund receives Corps grants each year to host events which is in the interest of the Corps.
Clay Shooting	Fund now closed.
Housing Welfare	Money generated from Welfare Grants for refurbishment of the Welfare House and rental fees. Account managed by PRI
8 Engr Bde REVETT	Fund receives Corps grants each year to soldiers on education courses.
8 Engr Bde Comdr Ents	Self Funded. Accountant managed by PS 8 Engr Bde
Interest	Interest is distributed at the end of the financial year to all funds held within Central Bank.
REWW General Fund	Self Funded. Accountant managed by REWW
55 Trg Sqn General	Self Funded. Account managed by SHQ.
55 Trg Sqn Management	Self Funded. Account managed by SHQ.
55 Trg Sqn Presentation	Self Funded. Account managed by SHQ.
57 Trg Sqn General	Self Funded. Account managed by SHQ.
63 HQ & Trg Sp Sqn	Self Funded. Account managed by SHQ.
RE Vocation Education	Fund receives Corps grants each year to soldiers on education courses.
RCAM PRI	Self Funded. Account managed by RCAM committee.

11. Heritage Assets

Heritage assets that are owned by the charity but purchased/acquired prior to 1 Apr 06 are not included in the charity's capital property value (see note 1.j). A list/description of these assets is below:

12. Declarations

All of the charity's commitments are provided for in the accounts.

No guarantees have been given to third parties.

The charity has not received any loans that are outstanding at the year-end and secured on assets.

The charity has not granted any loans to institutions or companies connected with the charity.

The charity did not make any ex-gratia payments during the year.

Sufficient resources are held in an appropriate form to enable each fund to be applied in accordance with the restrictions imposed.

The financial activities, assets and liabilities of all the charity's branches or sections have been included.

The trustees have not changed the year end date or the length of the charity's financial year.

The charity has no designated funds (if there are designated funds the reason for designation and when each designated fund is intended to be used by is to be stated in the Managing Trustee report).

All the charity's operations are continuing operations and there were no operations discontinued or acquired during the year.

No funds (unrestricted, designated, restricted or endowment) are in deficit at the balance sheet date.

The charity has no intangible assets.

There were no inter-fund loans outstanding at the balance sheet date.

None of the charity's functional fixed assets have been re-valued during the year and the charity does not have a policy of revaluation of these assets.

The charity has no subsidiary companies.

The charity has no material fixed assets which have not been capitalised and included in the balance sheet.

No internal transfers have occurred out of restricted/endowment funds. In the event that a transfer has taken place, full details of the reason for the transfer are disclosed in the Managing Trustee's comments on page 18.


All investments held are investment assets in the UK unless otherwise stated.

Note: Where any of the declarations are not correct they are to be crossed out and details provided in the Managing Trustees comments.

Additional comments:

Internal Auditors comments are noted, no further comment.

Fund Manager (Regimental Accountant Scheme)/Account Holder (Audit Board Scheme)

Signature: 
Capt C Foster

Date: 21/03/23

Managing Trustee's Annual Report and Comments:

Unit: 3 RSME REGIMENT

Address: GIBRALTAR BARRACKS, BLACKWATER, SURREY, GU17 9LP

Charity name and Charity Commission/Regulator registered number: PRI 1129971

Description of the charity's trusts

This should include:

- a. Details, including date if known of the charity's governing document (e.g. trust deed, will, constitution etc); and
- b. A brief explanation of the charity's objects.

Where applicable, you may choose to give details of any specific investment powers of the charity.

Governing Document (e.g. Trust Deed, Constitution)	MOD Constitution adopted on 12 May 2009 Queen Regulations 1975 Army General Administration Instructions Service Funds Regulations
--	--

Objects of the Charity	The promotion of efficiency of the Armed Forces of the Crown by the provision and support of facilities and activities for the efficiency and well-being of service personnel.
------------------------	--

Explain briefly how trustees are elected or appointed and details of any induction and trustee training attended.

Trustee selection method	1. On appointment of Commanding Officer.
-----------------------------	--

Trustee induction and training	Commanding Officers designate course and Governing Documents. Initial brief by Internal Auditor and Senior Fund Manager.
-----------------------------------	---

Explain about what the charity is trying to do and how it is going about it. You are only required to provide a brief summary of the main activities and achievements of the charity during the year in relation to its objects.

Summary of main activities in relation to the Charity's objects	<ol style="list-style-type: none"> 1. Supporting Adventure Training Exercises. 2. Sports Activities. 3. Supporting Regimental Events.
Summary of main achievements of the Charity during the year	<ol style="list-style-type: none"> 1. Station Families Day in June/July 2. Ex Minley Powder (Ski Adventure Training).

Provide a brief review of the financial position of the charity. This should include the principal types of income.

Financial Review	<p>The charitable activities were largely funded by sports subscriptions, gain share, Corps and Welfare grants.</p> <p>Expenditure was generally on welfare projects for soldiers, including sport, adventure training, team building and welfare services.</p>
------------------	---

The Managing Trustee should give in their report a description of the following policies:

- a. For the selection of investments for the charity.
- b. For determining the level of income reserves held, stating and explaining the level of reserves held.
- c. Where grants are made by the charity, the selection of individuals and institutions who are to receive grants out of the assets of the charity.

Financial reserves policy	There are sufficient reserves to meet immediate contingencies.
---------------------------	--

Investments selection policy and performance of those investments.	<p>The PRI receives investment income from the Central Bank account based upon the average sum held (generally about 2.5%) over the period.</p> <p>The fund also invested the sum of £25,000 in Sept 18, this has decreased to £24,941 at the end of this financial year.</p>
--	---

Provide the name of all trustees/the Managing Trustee(s) during the report year.

Managing Trustee's name/trustees' names	From: 01.03.22	To: 28.02.23	Name: Lt Col C J P Price
---	----------------	--------------	--------------------------

Serious Incidents	None
-------------------	------

Public Benefit Statement	<p>This fund provides public benefit by assisting service personnel to more effectively perform their roles within the Armed Forces of the Crown. It does this by <i>providing and supporting sporting and adventure training activities</i>. This assistance enables service personnel to face the challenges and danger associated with military service by developing and maintaining <i>teamwork; skills; fitness; confidence, character, spirit and attitude; and morale*</i>. As a result the fund promotes the efficiency of the Armed Forces of the Crown by enhancing the British Army's capability to undertake the roles demanded of it including the defence of the United Kingdom and its interests.</p> <p>(I confirm that I have paid due regard to the Charity Commission of England and Wales's guidance on public benefit when deciding what activities the charity should undertake.)</p>
--------------------------	--

*delete as appropriate.

Additional comments (include any declarations which were not correct (Pg 12/13)):

Auditors comments are noted, a decision will be made on the investments when the next report is due in March/April as to whether to continue with the investments or withdraw.

I note that there were various internal transfers between funds in respect of annual interest distribution, presentations and grants for Adv Trg exercises, I am content these transfers were necessary throughout the course of the financial year.

Managing Trustee Signature: 

Lt Col C J P Price

Date: 29 MAR 23

Internal Auditor's/Audit Board Report

1. I have examined the books of account and records from which the final accounts were prepared and have obtained all the information and explanations that were necessary for the purpose of our internal audit.
2. I certify that end of period checks have been conducted in accordance with Service Funds Regulations.
3. Subject to the observations given below we are satisfied that proper books of account have been kept and that the final accounts give a true and fair view of the results of transactions over the period and of the state of the Fund's affairs as at the date of the balance sheet. Subject also to observations we are satisfied that cash and bank balances and stocks on hand have been properly checked at prescribed intervals and that adequate insurance exists.
4. I have stamped and signed the original books of account and the original records we have checked. All vouchers relating to this account period have been cancelled.
5. I have made the following observations whilst carrying out the internal audit:
 - a. No previous observations require action following the last audit in Feb 22.
 - b. Creditors: There is one long outstanding creditor for REA grant, this will be cleared later in the new financial year. This grant was to off-set a flight ticket for Mrs M Pachaua who's partner sadly passed away last November. Once an invoice for the flight has been presented to the regimental accountant, then the grant will be transferred to Mrs Pachaua bank account.
 - c. Debtors: There is one long outstanding debtor for Nuffield Trust grant Telemark skiing equipment, this will be cleared later in the new financial year.
 - d. General – The fund is well managed and is in a strong financial position, however it is noted that investments made a £2,667 loss over this period. It is recommended a decision should be made to either continue or withdraw from the investment on the next available report. There has been no movement on one of the restricted funds (RCAM) over this financial period, RCAM chain of command have been advised to consider using some of these funds in the new period.
 - e. Property: A 100% property check was conducted. It was noted that there were three items missing (Prov Cane Stick, RE Pennant & Photo Summer 1987). Property member for RHQ will investigate and come back in due course.

Signed:

Internal Auditor: 
Mrs A Burton

Associated Auditor: 
WO2 M Chidley

Associated Auditor: 
SSgt R Rigby

Respective Responsibilities of Trustees and Examiner

The Charity’s Trustees are responsible for the preparation of the accounts. The Charity’s Trustees consider that an audit is not required for this year (under section 43(2) of the Charities Act 1993 (the Act) and that an independent examination is needed.

It is my responsibility to:

- a. Examine the accounts (under section 43(3)(a) of the Act).
- b. Follow the procedures laid down in the General Directions given by the Charity Commissioners (under section 43(7)(b) of the Act).
- c. State whether particular matters have come to my attention.

Basis of Independent Examiner’s Statement

My examination was carried out in accordance with General Directions given by the Charity Commissioners. An examination includes a review of the accounting records kept by the charity and a comparison of the accounts presented with those records. It also includes consideration of any unusual items or disclosures in the accounts, and seeking explanations from the trustees concerning any such matters. The procedures undertaken do not provide all the evidence that would be required in an audit, and consequently I do not express an audit opinion on the accounts.

Independent Examiner’s Statement

In connection with my examination, no matter has come to my attention (other than that disclosed overleaf*):

- a. Which gives me reasonable cause to believe that in any material respect the requirements:
 - (1) To keep accounting records in accordance with section 41 of the 1993 Act:
 - (2) To prepare accounts which accord with the accounting records and comply with the accounting requirements of the Act:

have not been met.

- b. To which, in my opinion, attention should be drawn in order to enable a proper understanding of the accounts to be reached.

* Delete as applicable.

Comd/SO2 SPS – Independent Examiner’s Report on the Accounts, and Comments

Disclosure Section (Only to be completed if the examiner needs to highlight material problems/discrepancies)

Give here brief details of any items that the examiner wishes to disclose:

Nil.

SO2 SPS Comments – 3 RSME Regimental Fund

1. No other observations made besides those already noted in the IABR.

Independent Examiner’s Signature:

Name: Maj D Murphy AGC (SPS)

Date:

Appointment: SO2 SPS, HQ 8 Engr Bde

Trading Account details:

Title of Trading Account	Gross Percentage Profit	
	Current	Previous
N/A	-	-

PRI 3 RSME REGIMENT

England & Wales - Charity number 1129971

Accounts

**Service Non Public Funds Final Accounts,
Managing Trustee's Report, Internal Audit
Board Report and Independent Examiner's Report (SORP 2005 compliant)
Regimental Accountant Scheme**

Army Form N1514
(Rev 11/09)

Unit: 3 RSME REGT

Address GIBRALTAR BARRACKS, BLACKWATER, SURREY, GU17 9LP

In respect of the: PRI

Charity Commission registered number: 1129971

for the period from: 01.03.21 to: 28.02.22

Managing Trustee(s) during the period:

From: 01.03.20 To: 06.06.21
From: 07.06.21 To: 28.02.22

Name: Lt Col C L James
Name: Lt Col C J P Price

Fund Holder(s) during the period:

From: 01.03.21 To: 07.06.21
From: 07.06.21 To: 28.02.22

Name: Capt A Smith
Name: Capt N Lawson

Internal Auditor(s) during the period:

From: 01.03.21 To: 28.02.22

Name: Mrs A Burton

Associate Auditor(s) during the period:

From: 01.03.21 To: 28.02.22
From: 01.03.21 To: 28.02.22

Name: WO1 A Gill
Name: WO2 E Smith

Regimental Account(s) during the period:

From: 01.03.21 To: 13.04.21
From: 13.04.21 To: 28.02.22
From: 28.02.22 To: 28.02.22

Name: Mr P Hopper
Name: SSgt C Heirs
Name: Mr P Hopper

Assembled at Minley on 01.03.22 by order of Commanding Officer, 3 RSME Regiment.

Statement of Financial Activities as at 28/02/2022

Paxton+

Page 1 of 1

Printed: 28/02/2022

3 RSME REGIMENT

PRI

	Unrestricted/ Designated/GPF Funds	Restricted Funds	Endowment Funds	Total Funds	Previous Period Total Funds
Incoming Resources					
Voluntary Income	2,172.14	1,000.00	0.00	3,172.14	4,506.34
Activities for Generating Funds	4,589.00	0.00	0.00	4,589.00	11,718.20
Investment Income	858.33	32.41	0.00	890.74	1,667.60
Income Resources from Charitable Activities	5,842.78	0.00	0.00	5,842.78	7,850.50
Other Incoming Resources	1,500.76	30,657.23	0.00	32,157.99	34,632.15
Total Incoming Resources	14,963.01	31,689.64	0.00	46,652.65	60,374.79
Resources Expended Cost of Generating Funds					
Investment Management Costs	0.00	0.00	0.00	0.00	0.00
Costs of Generating Funds	0.00	0.00	0.00	0.00	0.00
Charitable Activities	1,165.17	26,466.51	0.00	27,631.68	33,936.58
Governance Costs	0.00	0.00	0.00	0.00	0.00
Grants and Donations	9,448.66	90.43	0.00	9,539.09	3,306.33
Other Costs	10,010.49	0.00	0.00	10,010.49	6,645.97
Total Resources Expended	20,624.32	26,556.94	0.00	47,181.26	43,888.88
Net Incoming/Outgoing Resources Before Transfers	-5,661.31	5,132.70	0.00	-528.61	16,485.91
Transfers					
Gross transfers between funds (internal transfers)	0.00	0.00	0.00	0.00	0.00
Net Incoming resources before holding gains and losses	-5,661.31	5,132.70	0.00	-528.61	16,485.91
Holding Gains/Losses					
Gains on revaluation of the charity's fixed assets	0.00	0.00	0.00	0.00	0.00
Unrealised Gains/Losses on investment assets	0.00	0.00	0.00	0.00	0.00
Net Movement in Funds	-5,661.31	5,132.70	0.00	-528.61	16,485.91
Reconciliation of Funds					
Total funds brought forward from previous year	89,495.06	24,173.22	0.00	113,668.28	
Total funds carried forward	83,833.75	29,305.92	0.00	113,139.67	

3 RSME REGIMENT

February 2022

<u>End of last year</u>		<u>Balance</u>
	<u>Fixed Assets</u>	
1,000.00	CAPITAL PROPERTY	0.00
1,000.00	Total Fixed Assets	0.00
	<u>Current Assets</u>	
84,633.06	CURRENT BANK A/C	87,044.21
26,860.00	INVESTMENTS	27,608.00
0.00	CASH	0.00
1,786.44	DEBTORS	329.70
432.00	55 SQN STOCK	0.00
113,711.50	Total Current Assets	114,981.91
114,711.50	Total Assets	114,981.91
	<u>Liabilities</u>	
1,043.22	CREDITORS	1,842.24
0.00	TAX & ERNIC	0.00
0.00	VAT control	0.00
0.00	VAT payable	0.00
(1,043.22)	Total Liabilities	(1,842.24)
113,668.28	Total Assets Minus Liabilities	113,139.67
	<u>Total Funds</u>	
24,173.22	Total Restricted Funds	29,305.92
0.00	Total Endowment Funds	0.00
0.00	Total Designated Funds	0.00
89,495.06	Accumulated Trading & GPF	83,833.75
113,668.28	Total Funds	113,139.67

3 RSME REGIMENT

PRI

<u>End of last year</u>		<u>Balance</u>
	Funds Analysis	

	Designated Funds	

0.00		0.00
	Restricted Funds	

0.00	NOT USED	0.00
125.48	CO's ENTERTAINMENTS	225.60
0.00	NOT USED	0.00
146.00	RETDU	0.00
4,728.10	PNCO CLM FUNCTIONS	4,928.10
2,640.00	KEY FOBS	2,630.00
826.14	8 ENGR X GENERAL	1,068.39
220.30	RETDT GENERAL	0.00
1,207.60	UOTC WEEKEND	1,207.60
400.00	CORPS DUTY	800.00
2,066.04	CLAY SHOOTING	3,962.21
0.00	NOT USED	0.00
2,948.78	HOUSING WELFARE	5,610.49
70.00	8 ENGR X PREST	0.00
1,231.50	8 ENGR X COMD ENTS	616.31
0.00	INTEREST	32.41
1,522.80	55 SQN GENERAL	757.50
503.00	55 SQN MANAGEMENT	557.27
577.50	55 SQN PRESENTATION	486.00
543.89	57 SQN GENERAL	627.74
2,216.09	63 SQN GENERAL	506.45
2,200.00	RE VOCATIONAL EDUCATION	1,000.00
0.00	RCAM PRI FUND AMALGAMTION	4,289.85
24,173.22		29,305.92
	Endowment Funds	

0.00		0.00
	Trading and General Purpose Funds	

13.00	Trading surplus	4.00
0.00	Non Primary Purpose trading surplus	0.00
14,592.18	General Purpose Fund surplus	(5,665.31)
14,605.18	Trading & GPF surplus	(5,661.31)
74,889.88	Balance at last balance sheet	89,495.06
89,495.06	Accumulated Trading & GPF	83,833.75
113,668.28	Grand total	113,139.67

3 RSME REGIMENT

End of last year


Balance

Signature of A/C Holder/Fund Manager



Date 17/3/22

Signature of Managing Trustee



Date 25 MAR 22

3 RSME REGIMENT

Balance date to end of February 2022

All nominal codes

Without cost centre codes shown

<u>A/C Code</u>	<u>Name</u>	<u>Balance</u>	<u>Year Movement</u>
B100	CAPITAL PROPERTY	0.00	-1,000.00
B400	55 SQN STOCK	0.00	-432.00
B500	DEBTORS	329.70	-1,456.74
B650	CURRENT BANK A/C	87,044.21	2,411.15
B651	INVESTMENTS	27,608.00	748.00
B680	CASH	0.00	0.00
B700	CREDITORS	-1,842.24	-799.02
B705	TAX & ERNIC	0.00	0.00
B750	VAT control	0.00	0.00
B760	VAT payable	0.00	0.00
B900	Accumulated GPF	-89,495.06	-14,605.18
R300	NOT USED	0.00	0.00
R301	CO's ENTERTAINMENTS	-225.60	-100.12
R303	NOT USED	0.00	0.00
R304	RETDU	0.00	146.00
R305	PNCO CLM FUNCTIONS	-4,928.10	-200.00
R307	KEY FOBS	-2,630.00	10.00
R308	8 ENGR X GENERAL	-1,068.39	-242.25
R309	RETDG GENERAL	0.00	220.30
R310	UOTC WEEKEND	-1,207.60	0.00
R316	CORPS DUTY	-800.00	-400.00
R325	CLAY SHOOTING	-3,962.21	-1,896.17
R327	NOT USED	0.00	0.00
R329	HOUSING WELFARE	-5,610.49	-2,661.71
R338	8 ENGR X PREST	0.00	70.00
R339	8 ENGR X COMD ENTS	-616.31	615.19
R340	INTEREST	-32.41	-32.41
R345	55 SQN GENERAL	-757.50	765.30
R346	55 SQN MANAGEMENT	-557.27	-54.27
R347	55 SQN PRESENTATION	-486.00	91.50
R348	57 SQN GENERAL	-627.74	-83.85
R350	63 SQN GENERAL	-506.45	1,709.64
R351	RE VOCATIONAL EDCUATION	-1,000.00	1,200.00
R356	RCAM PRI FUND AMALGAMTION	-4,289.85	-4,289.85

3 RSME REGIMENT

<u>A/C Code</u>	<u>Name</u>	<u>Balance</u>		<u>Year Movement</u>	
		114,981.91	-120,643.22	7,987.08	-28,253.57
		<u>-5,661.31</u>		<u>-20,266.49</u>	

3 RSME REGIMENT

All supplier names
 Effective date up to 28/02/2022

Supplier	CR Limit	Total	02/22	01/22	12/21	11/21	10/21	09/21 +	Unallocated
8 ENGR SKI RUSH	NONE	496.00	0.00	496.00	0.00	0.00	0.00	0.00	0.00
SNOW SPR 2022 PARK	NONE	1,010.48	1,010.48	.00	0.00	0.00	0.00	0.00	0.00
TORRES VEDRAS RUN Q ZORN CROOK	NONE	335.76	0.00	0.00	0.00	0.00	0.00	335.76	0.00
Totals									
		1,842.24	1,010.48	496.00	0.00	0.00	0.00	335.76	0.00

3 RSME REGIMENT

<u>A/C Code</u>	<u>Name</u>	<u>Balance</u>	<u>Month Movement</u>
G001	GRANTS RETURNED	-1,525.85	-366.30
G002	DONATIONS	-296.29	0.00
G003	CORPS GRANTS	-350.00	0.00
G055	GAINSHARE	-3,444.00	0.00
G056	DENTAL SALES	0.00	0.00
G058	MINI BUS HIRE	-1,145.00	-275.00
G125	INTEREST	-858.33	-748.00
G150	SPORT INCOME	-5,805.78	-833.00
G300	RESTRICTED IN	-4.24	0.00
G301	SSVC Income	-1,496.52	-278.10
G317	NOT USED	0.00	0.00
G400	TRANSFERS IN	0.00	0.00
G600	ADV TRG	577.17	0.00
G601	SPORTS EXP	555.00	0.00
G602	RESTRICTED OUT	0.00	0.00
G770	GRANTS	9,256.67	592.00
G772	PRESENTATIONS	149.99	59.99
G777	TAX/BANK CHARGES	42.00	30.00
G800	INSURANCE	1,466.42	0.00
G801	TV LICENCE	159.00	159.00
G802	WRVS/WELFARE EXP	1,165.31	117.31
G805	MINI BUS EXP	1,214.16	0.00
G806	INVESTMENT LOSS	0.00	0.00
G812	XMAS GRANTS	1,309.20	0.00
G815	DENTAL CENTRE EXP	0.00	-0.00
G816	PPL/PRS LICENCE	534.63	0.00
G820	SSVC EXP	3,161.77	30.72
G821	DEPRECIATION	1,000.00	1,000.00
G900	TRANSFERS OUT	0.00	0.00
T001	OPENING STOCK	432.00	0.00
T002	PURCHASES	0.00	0.00
T003	CLOSING STOCK	0.00	432.00
T004	WRITE-OFFS	0.00	0.00
T005	MESS GUESTS	0.00	0.00
T006	DISPOSALS AT COST	-399.00	-399.00
T007	TRADING EXPENSES	0.00	0.00
T008	SALES	-37.00	-37.00

3 RSME REGIMENT

<u>A/C Code</u>	<u>Name</u>	<u>Balance</u>		<u>Month Movement</u>	
T740	Sales discounts given	0.00		0.00	
T750	Purchase discounts taken	0.00		0.00	
		21,023.32	-15,362.01	2,421.02	-2,936.40
		<u>5,661.31</u>		<u>-515.38</u>	
		<u>0.00</u>			

Paxton+

3 RSME REGIMENT

Debtors List By Effective Date

All mess members		Effective date up to 28/02/2022						
Mess Member	CR Limit	Total	02/22	-01/22	12/21	11/21	10/21	09/21 + Unallocated
CAPT COLLEY COINS 1014	NONE	329.70	329.70	0.00	0.00	0.00	0.00	0.00
Totals		329.70	329.70	0.00	0.00	0.00	0.00	0.00

3 RSME REGIMENT

February 2022

	<u>Turnover this month</u>	<u>Turnover year to date</u>
COST OF GOODS SOLD		

OPENING STOCK	0.00	432.00
PURCHASES	0.00	0.00
(A)	----- 0.00	----- 432.00
Value of goods disposed at cost		
WRITE-OFFS	0.00	0.00
MESS GUESTS	0.00	0.00
DISPOSALS AT COST	399.00	399.00
Value of closing stock at cost	-432.00	0.00
(B)	----- -33.00	----- 399.00
COST OF GOODS SOLD (A - B) = (C)	----- 33.00	----- 33.00
INCOME FROM SALES		

SALES	37.00	37.00
INCOME FROM SALES (D)	----- 37.00	----- 37.00
SURPLUS		

Income from sales (Total from D)		
Deduct cost of goods sold (Total from C)		
SURPLUS (E)	----- 4.00	----- 4.00
Gross profit is therefore:	12.12 %	12.12 %
$\frac{E \times 100}{C} \%$		
C		
TRADING EXPENSES	0.00	0.00
NET SURPLUS (F)	----- 4.00	----- 4.00
Total Percentage is therefore:	12.12 %	12.12 %
$\frac{F \times 100}{C} \%$		
C		

3 RSME REGIMENT

February 2022

	<u>Turnover this month</u>	<u>Turnover year to date</u>
COST OF GOODS SOLD		
(A)	0.00	0.00
Value of goods disposed at cost		
(B)	0.00	0.00
COST OF GOODS SOLD (A - B) = (C)	0.00	0.00
INCOME FROM SALES		
INCOME FROM SALES (D)	0.00	0.00
SURPLUS		
Income from sales (Total from D)		
Deduct cost of goods sold (Total from C)		
SURPLUS (E)	0.00	0.00
Gross profit is therefore:	100 %	100 %
$\frac{E \times 100}{C} \%$		
NET SURPLUS (F)	0.00	0.00
Total Percentage is therefore:	100 %	100 %
$\frac{F \times 100}{C} \%$		

3 RSME REGIMENT

PRI

February 2022

GPF Analysis	<u>Turnover this month</u>	<u>Turnover year to date</u>
Income		

Voluntary Income	366.30	2,172.14
Activities for Generating Funds	275.00	4,589.00
Investment Income	748.00	858.33
Income Resources from Charitable Activiti	870.00	5,842.78
Other Income	278.10	1,500.76
	-----	-----
Total Income excluding transfers	2,537.40	14,963.01
Expenditure		

Investment Management Costs	0.00	0.00
Costs of Generating Funds	0.00	0.00
Charitable Activities	33.00	1,165.17
Governance Costs	0.00	0.00
Grants and Donations	681.99	9,448.66
Other Costs	1,307.03	10,010.49
	-----	-----
Total Expenditure excluding transfers	2,022.02	20,624.32
Internal Transfers	0.00	0.00
	-----	-----
Gains on revaluation of fixed assets	0.00	0.00
	-----	-----
Unrealised gains/losses on investment asse	0.00	0.00
	-----	-----
GPF Income Over Expenditure	515.38	-5,661.31
	-----	-----

3 RSME REGIMENT

PRI

	<u>Turnover this month</u>	<u>Turnover year to date</u>
Restricted Fund Analysis		
Income		

Voluntary Income	0.00	1,000.00
Activities for Generating Funds	0.00	0.00
Investment Income	9.31	32.41
Income Resources from Charitable Activiti	0.00	0.00
Other Incoming Resources	597.26	30,657.23
	-----	-----
Total Income excluding transfers	606.57	31,689.64
Expenditure		

Investment Management Costs	0.00	0.00
Costs of Generating Funds	0.00	0.00
Charitable Activities	2,859.18	26,466.51
Governance Costs	0.00	0.00
Grants and Donations	0.00	90.43
Other Costs	0.00	0.00
	-----	-----
Total Expenditure excluding transfers	2,859.18	26,556.94
Internal Transfers	0.00	0.00
	-----	-----
Restricted funds Income Over Expenditure	-2,252.61	5,132.70

3 RSME REGIMENT

	<u>Turnover this month</u>	<u>Turnover year to date</u>
Designated Funds Analysis		
Income		

Voluntary Income	0.00	0.00
Activities for Generating Funds	0.00	0.00
Investment Income	0.00	0.00
Income Resources from Charitable Activiti	0.00	0.00
Other Incoming Resources	0.00	0.00
	-----	-----
Total Income excluding transfers	0.00	0.00
Expenditure		

Investment Management Costs	0.00	0.00
Costs of Generating Funds	0.00	0.00
Charitable Activities	0.00	0.00
Governance Costs	0.00	0.00
Grants and Donations	0.00	0.00
Other Costs	0.00	0.00
	-----	-----
Total Expenditure excluding transfers	0.00	0.00
Internal Transfers	0.00	0.00
	-----	-----
Designated funds Income Over Expenditur	0.00	0.00
	-----	-----

3 RSME REGIMENT

PRI

	<u>Turnover this month</u>	<u>Turnover year to date</u>
Endowment Funds Analysis		
Income		

Voluntary Income	0.00	0.00
Activities for Generating Funds	0.00	0.00
Investment Income	0.00	0.00
Income Resources from Charitable Activiti	0.00	0.00
Other Incoming Resources	0.00	0.00
	-----	-----
Total Income excluding transfers	0.00	0.00
Expenditure		

Investment Management Costs	0.00	0.00
Costs of Generating Funds	0.00	0.00
Charitable Activities	0.00	0.00
Governance Costs	0.00	0.00
Grants and Donations	0.00	0.00
Other Costs	0.00	0.00
	-----	-----
Total Expenditure excluding transfers	0.00	0.00
Internal Transfers	0.00	0.00
	-----	-----
Endowment funds Income Over Expenditu	0.00	0.00
	-----	-----

3 RSME REGIMENT

PRI

February 2022

GPF Analysis	Turnover this month	Turnover year to date
Income		
Voluntary Income		
G001 GRANTS RETURNED	366.30	1,525.85
G002 DONATIONS	0.00	296.29
G003 CORPS GRANTS	0.00	350.00
	366.30	2,172.14
Activities for Generating Funds		
G055 GAINSHARE	0.00	3,444.00
G056 DENTAL SALES	0.00	0.00
G058 MINI BUS HIRE	275.00	1,145.00
	275.00	4,589.00
Investment Income		
G125 INTEREST	748.00	858.33
	748.00	858.33
Income Resources from Charitable Activities		
Trading Income		
G150 SPORT INCOME	37.00	37.00
	833.00	5,805.78
	870.00	5,842.78
Other Income		
Non Primary Purpose Trading Income		
G300 RESTRICTED IN	0.00	0.00
G301 SSVC Income	0.00	4.24
G317 NOT USED	278.10	1,496.52
	0.00	0.00
	278.10	1,500.76
Internal Transfers In		
G400 TRANSFERS IN	0.00	0.00
	0.00	0.00
Gains on Revaluation of Fixed Assets		
	0.00	0.00
Unrealised Gains on Investment Assets		
	0.00	0.00
GPF Total Income	2,537.40	14,963.01

3 RSME REGIMENT

	<u>Turnover this month</u>	<u>Turnover year to date</u>
<u>Expenditure</u>		
<u>Investment Management Costs</u>		
	0.00	0.00
<u>Costs of Generating Funds</u>		
	0.00	0.00
<u>Charitable Activities</u>		
<u>Trading Costs</u>		
G600 ADV TRG	33.00	33.00
G601 SPORTS EXP	0.00	577.17
G602 RESTRICTED OUT	0.00	555.00
	0.00	0.00
	33.00	1,165.17
<u>Governance Costs</u>		
	0.00	0.00
<u>Grants and Donations</u>		
G770 GRANTS	592.00	9,256.67
G772 PRESENTATIONS	59.99	149.99
G777 TAX/BANK CHARGES	30.00	42.00
	681.99	9,448.66
<u>Other Costs</u>		
<u>Non Primary Trading Costs</u>		
G800 INSURANCE	0.00	0.00
G801 TV LICENCE	0.00	1,466.42
G802 WRVS/WELFARE EXP	159.00	159.00
G805 MINI BUS EXP	117.31	1,165.31
G806 INVESTMENT LOSS	0.00	1,214.16
G812 XMAS GRANTS	0.00	0.00
G815 DENTAL CENTRE EXP	0.00	1,309.20
G816 PPL/PRS LICENCE	0.00	0.00
G820 SSVC EXP	0.00	534.63
G821 DEPRECIATION	30.72	3,161.77
	1,000.00	1,000.00
	1,307.03	10,010.49
<u>Internal Transfers Out</u>		
G900 TRANSFERS OUT	0.00	0.00
	0.00	0.00
<u>Unrealised Losses on Investments</u>		
	0.00	0.00
GPF Total Expenditure	2,022.02	20,624.32

3 RSME REGIMENT

PRI

	<u>Turnover this month</u>	<u>Turnover year to date</u>
GPF Income Over Expenditure	515.38	-5,661.31

3 RSME REGIMENT

PRI

	<u>Turnover this month</u>	<u>Turnover year to date</u>
<u>Trading Account Analysis</u>		
<u>Trading Expenditure</u>		
T001 OPENING STOCK	0.00	432.00
T002 PURCHASES	0.00	0.00
T003 CLOSING STOCK	432.00	0.00
T004 WRITE-OFFS	0.00	0.00
T005 MESS GUESTS	0.00	0.00
T006 DISPOSALS AT COST	-399.00	-399.00
T007 TRADING EXPENSES	0.00	0.00
<u>Trading Income</u>		
T008 SALES	37.00	37.00
Income Over Expenditure	4.00	4.00
<u>Non Primary Purpose Trading Analysis</u>		
<u>Trading Expenditure</u>		
<u>Trading Income</u>		
Income Over Expenditure	0.00	0.00

3 RSME REGIMENT

PRI

	<u>Turnover this month</u>	<u>Turnover year to date</u>
Restricted Funds Analysis		
Income		
Voluntary Income	0.00	1,000.00
Activities for Generating Funds	0.00	0.00
Investment Income	9.31	32.41
Income Resources from Charitable Activiti	0.00	0.00
Other Incoming Resources	597.26	30,657.23
Total Income excluding transfers	606.57	31,689.64
Expenditure		
Investment Management Costs	0.00	0.00
Costs of Generating Funds	0.00	0.00
Charitable Activities	2,859.18	26,466.51
Governance Costs	0.00	0.00
Grants and Donations	0.00	90.43
Other Costs	0.00	0.00
Total Expenditure excluding transfers	2,859.18	26,556.94
Internal Transfers	0.00	0.00
Restricted funds Income Over Expenditure	-2,252.61	5,132.70

3 RSME REGIMENT

	<u>Turnover this month</u>	<u>Turnover year to date</u>
Designated Funds Analysis		
Income		
Voluntary Income	0.00	0.00
Activities for Generating Funds	0.00	0.00
Investment Income	0.00	0.00
Income Resources from Charitable Activiti	0.00	0.00
Other Incoming Resources	0.00	0.00
Total Income excluding transfers	0.00	0.00
Expenditure		
Investment Management Costs	0.00	0.00
Costs of Generating Funds	0.00	0.00
Charitable Activities	0.00	0.00
Governance Costs	0.00	0.00
Grants and Donations	0.00	0.00
Other Costs	0.00	0.00
Total Expenditure excluding transfers	0.00	0.00
Internal Transfers	0.00	0.00
Designated funds Income Over Expenditur	0.00	0.00

3 RSME REGIMENT

PRI

	<u>Turnover this month</u>	<u>Turnover year to date</u>
Endowment Funds Analysis		
Income		
Voluntary Income	0.00	0.00
Activities for Generating Funds	0.00	0.00
Investment Income	0.00	0.00
Income Resources from Charitable Activiti	0.00	0.00
Other Incoming Resources	0.00	0.00
Total Income excluding transfers	0.00	0.00
Expenditure		
Investment Management Costs	0.00	0.00
Costs of Generating Funds	0.00	0.00
Charitable Activities	0.00	0.00
Governance Costs	0.00	0.00
Grants and Donations	0.00	0.00
Other Costs	0.00	0.00
Total Expenditure excluding transfers	0.00	0.00
Internal Transfers	0.00	0.00
Endowment funds Income Over Expenditu	0.00	0.00

3 RSME REGIMENT

February 2022

	<u>Turnover this month</u>	<u>Turnover year to date</u>
GPF Analysis		
Income		
<u>Voluntary Income</u>		
G001 GRANTS RETURNED	366.30	1,525.85
G002 DONATIONS	0.00	296.29
G003 CORPS GRANTS	0.00	350.00
	366.30	2,172.14
<u>Activities for Generating Funds</u>		
G055 GAINSHARE	0.00	3,444.00
G056 DENTAL SALES	0.00	0.00
G058 MINI BUS HIRE	275.00	1,145.00
	275.00	4,589.00
<u>Investment Income</u>		
G125 INTEREST	748.00	858.33
	748.00	858.33
<u>Income Resources from Charitable Activities</u>		
Trading Income		
G150 SPORT INCOME	37.00	37.00
	833.00	5,805.78
	870.00	5,842.78
<u>Other Income</u>		
Non Primary Purpose Trading Income		
G300 RESTRICTED IN	0.00	0.00
G301 SSVIC Income	0.00	4.24
G317 NOT USED	278.10	1,496.52
	0.00	0.00
	278.10	1,500.76
<u>Internal Transfers In</u>		
G400 TRANSFERS IN	0.00	0.00
	0.00	0.00
<u>Gains on Revaluation of Fixed Assets</u>		
	0.00	0.00
<u>Unrealised Gains on Investment Assets</u>		
	0.00	0.00
GPF Total Income	2,537.40	14,963.01

3 RSME REGIMENT

PRI

	<u>Turnover this month</u>	<u>Turnover year to date</u>
<u>Expenditure</u>		
<u>Investment Management Costs</u>		
	0.00	0.00
<u>Costs of Generating Funds</u>		
	0.00	0.00
<u>Charitable Activities</u>		
<u>Trading costs</u>		
G600 ADV TRG	33.00	33.00
G601 SPORTS EXP	0.00	577.17
G602 RESTRICTED OUT	0.00	555.00
	0.00	0.00
	33.00	1,165.17
<u>Governance Costs</u>		
	0.00	0.00
<u>Grants and Donations</u>		
G770 GRANTS	592.00	9,256.67
G772 PRESENTATIONS	59.99	149.99
G777 TAX/BANK CHARGES	30.00	42.00
	681.99	9,448.66
<u>Other Costs</u>		
<u>Non Primary Trading Costs</u>		
G800 INSURANCE	0.00	0.00
G801 TV LICENCE	0.00	1,466.42
G802 WRVS/WELFARE EXP	159.00	159.00
G805 MINI BUS EXP	117.31	1,165.31
G806 INVESTMENT LOSS	0.00	1,214.16
G812 XMAS GRANTS	0.00	0.00
G815 DENTAL CENTRE EXP	0.00	1,309.20
G816 PPL/PRS LICENCE	0.00	0.00
G820 SSVS EXP	0.00	534.63
G821 DEPRECIATION	30.72	3,161.77
	1,000.00	1,000.00
	1,307.03	10,010.49
<u>Internal Transfers Out</u>		
G900 TRANSFERS OUT	0.00	0.00
	0.00	0.00
<u>Unrealised Losses on Investments</u>		
	0.00	0.00
GPF Total Expenditure	2,022.02	20,624.32

3 RSME REGIMENT

	<u>Turnover this month</u>	<u>Turnover year to date</u>
GPF Income Over Expenditure	515.38	-5,661.31

3 RSME REGIMENT

	<u>Turnover this month</u>	<u>Turnover year to date</u>
<u>Trading Account Analysis</u>		
<u>Trading Expenditure</u>		
T001 OPENING STOCK	0.00	432.00
T002 PURCHASES	0.00	0.00
T003 CLOSING STOCK	432.00	0.00
T004 WRITE-OFFS	0.00	0.00
T005 MESS GUESTS	0.00	0.00
T006 DISPOSALS AT COST	-399.00	-399.00
T007 TRADING EXPENSES	0.00	0.00
<u>Trading Income</u>		
T008 SALES	37.00	37.00
Income Over Expenditure	4.00	4.00
<u>Non Primary Purpose Trading Analysis</u>		
<u>Trading Expenditure</u>		
<u>Trading Income</u>		
Income Over Expenditure	0.00	0.00

3 RSME REGIMENT

PRI

	<u>Turnover this month</u>	<u>Turnover year to date</u>
Restricted Funds Analysis		
Income		

Voluntary Income		

R300 NOT USED	0.00	0.00
R301 CO's ENTERTAINMENTS	0.00	0.00
R303 NOT USED	0.00	0.00
R304 RETDU	0.00	0.00
R305 PNCO CLM FUNCTIONS	0.00	0.00
R307 KEY FOBS	0.00	0.00
R308 8 ENGR X GENERAL	0.00	1,000.00
R309 RETDT GENERAL	0.00	0.00
R310 UOTC WEEKEND	0.00	0.00
R316 CORPS DUTY	0.00	0.00
R325 CLAY SHOOTING	0.00	0.00
R327 NOT USED	0.00	0.00
R329 HOUSING WELFARE	0.00	0.00
R338 8 ENGR X PREST	0.00	0.00
R339 8 ENGR X COMD ENTS	0.00	0.00
R340 INTEREST	0.00	0.00
R345 55 SQN GENERAL	0.00	0.00
R346 55 SQN MANAGEMENT	0.00	0.00
R347 55 SQN PRESENTATION	0.00	0.00
R348 57 SQN GENERAL	0.00	0.00
R350 63 SQN GENERAL	0.00	0.00
R351 RE VOCATIONAL EDUCATION	0.00	0.00
R356 RCAM PRI FUND AMALGAMTIC	0.00	0.00
	0.00	1,000.00
Activities for Generating Funds		

R300 NOT USED	0.00	0.00
R301 CO's ENTERTAINMENTS	0.00	0.00
R303 NOT USED	0.00	0.00
R304 RETDU	0.00	0.00
R305 PNCO CLM FUNCTIONS	0.00	0.00
R307 KEY FOBS	0.00	0.00
R308 8 ENGR X GENERAL	0.00	0.00
R309 RETDT GENERAL	0.00	0.00
R310 UOTC WEEKEND	0.00	0.00
R316 CORPS DUTY	0.00	0.00
R325 CLAY SHOOTING	0.00	0.00
R327 NOT USED	0.00	0.00
R329 HOUSING WELFARE	0.00	0.00
R338 8 ENGR X PREST	0.00	0.00
R339 8 ENGR X COMD ENTS	0.00	0.00
R340 INTEREST	0.00	0.00
R345 55 SQN GENERAL	0.00	0.00
R346 55 SQN MANAGEMENT	0.00	0.00
R347 55 SQN PRESENTATION	0.00	0.00
R348 57 SQN GENERAL	0.00	0.00
R350 63 SQN GENERAL	0.00	0.00
R351 RE VOCATIONAL EDUCATION	0.00	0.00
R356 RCAM PRI FUND AMALGAMTIC	0.00	0.00
	0.00	0.00
Investment Income		

3 RSME REGIMENT

PRI

	<u>Turnover this month</u>	<u>Turnover year to date</u>
R300 NOT USED	0.00	0.00
R301 CO's ENTERTAINMENTS	0.00	0.00
R303 NOT USED	0.00	0.00
R304 RETDU	0.00	0.00
R305 PNCO CLM FUNCTIONS	0.00	0.00
R307 KEY FOBS	0.00	0.00
R308 8 ENGR X GENERAL	0.00	0.00
R309 RETDT GENERAL	0.00	0.00
R310 UOTC WEEKEND	0.00	0.00
R316 CORPS DUTY	0.00	0.00
R325 CLAY SHOOTING	0.00	0.00
R327 NOT USED	0.00	0.00
R329 HOUSING WELFARE	0.00	0.00
R338 8 ENGR X PREST	0.00	0.00
R339 8 ENGR X COMD ENTS	0.00	0.00
R340 INTEREST	9.31	32.41
R345 55 SQN GENERAL	0.00	0.00
R346 55 SQN MANAGEMENT	0.00	0.00
R347 55 SQN PRESENTATION	0.00	0.00
R348 57 SQN GENERAL	0.00	0.00
R350 63 SQN GENERAL	0.00	0.00
R351 RE VOCATIONAL EDCUATION	0.00	0.00
R356 RCAM PRI FUND AMALGAMTIC	0.00	0.00
	9.31	32.41
<u>Income Resources from Charitable Activiti</u>		
R300 NOT USED	0.00	0.00
R301 CO's ENTERTAINMENTS	0.00	0.00
R303 NOT USED	0.00	0.00
R304 RETDU	0.00	0.00
R305 PNCO CLM FUNCTIONS	0.00	0.00
R307 KEY FOBS	0.00	0.00
R308 8 ENGR X GENERAL	0.00	0.00
R309 RETDT GENERAL	0.00	0.00
R310 UOTC WEEKEND	0.00	0.00
R316 CORPS DUTY	0.00	0.00
R325 CLAY SHOOTING	0.00	0.00
R327 NOT USED	0.00	0.00
R329 HOUSING WELFARE	0.00	0.00
R338 8 ENGR X PREST	0.00	0.00
R339 8 ENGR X COMD ENTS	0.00	0.00
R340 INTEREST	0.00	0.00
R345 55 SQN GENERAL	0.00	0.00
R346 55 SQN MANAGEMENT	0.00	0.00
R347 55 SQN PRESENTATION	0.00	0.00
R348 57 SQN GENERAL	0.00	0.00
R350 63 SQN GENERAL	0.00	0.00
R351 RE VOCATIONAL EDCUATION	0.00	0.00
R356 RCAM PRI FUND AMALGAMTIC	0.00	0.00
	0.00	0.00
<u>Other Incoming Resources</u>		
R300 NOT USED	0.00	0.00
R301 CO's ENTERTAINMENTS	0.00	533.25
R303 NOT USED	0.00	0.00
R304 RETDU	0.00	0.00
R305 PNCO CLM FUNCTIONS	0.00	200.00

3 RSME REGIMENT

	<u>Turnover this month</u>	<u>Turnover year to date</u>
R307 KEY FOBS	10.00	70.00
R308 8 ENGR X GENERAL	0.00	0.00
R309 RETDT GENERAL	0.00	0.00
R310 UOTC WEEKEND	0.00	0.00
R316 CORPS DUTY	0.00	400.00
R325 CLAY SHOOTING	13.26	12,387.18
R327 NOT USED	0.00	0.00
R329 HOUSING WELFARE	200.00	4,840.00
R338 8 ENGR X PREST	0.00	0.00
R339 8 ENGR X COMD ENTS	0.00	850.00
R340 INTEREST	0.00	0.00
R345 55 SQN GENERAL	4.00	2,090.98
R346 55 SQN MANAGEMENT	0.00	222.00
R347 55 SQN PRESENTATION	0.00	363.50
R348 57 SQN GENERAL	370.00	1,683.79
R350 63 SQN GENERAL	0.00	1,945.00
R351 RE VOCATIONAL EDUCATION	0.00	0.00
R356 RCAM PRI FUND AMALGAMTIC	0.00	5,071.53
	597.26	30,657.23
Total Income excluding transfers	606.57	31,689.64

3 RSME REGIMENT

PRI

	<u>Turnover this month</u>	<u>Turnover year to date</u>
<u>Expenditure</u>		
<u>Investment Management Costs</u>		
R300 NOT USED	0.00	0.00
R301 CO's ENTERTAINMENTS	0.00	0.00
R303 NOT USED	0.00	0.00
R304 RETDU	0.00	0.00
R305 PNCO CLM FUNCTIONS	0.00	0.00
R307 KEY FOBS	0.00	0.00
R308 8 ENGR X GENERAL	0.00	0.00
R309 RETDT GENERAL	0.00	0.00
R310 UOTC WEEKEND	0.00	0.00
R316 CORPS DUTY	0.00	0.00
R325 CLAY SHOOTING	0.00	0.00
R327 NOT USED	0.00	0.00
R329 HOUSING WELFARE	0.00	0.00
R338 8 ENGR X PREST	0.00	0.00
R339 8 ENGR X COMD ENTS	0.00	0.00
R340 INTEREST	0.00	0.00
R345 55 SQN GENERAL	0.00	0.00
R346 55 SQN MANAGEMENT	0.00	0.00
R347 55 SQN PRESENTATION	0.00	0.00
R348 57 SQN GENERAL	0.00	0.00
R350 63 SQN GENERAL	0.00	0.00
R351 RE VOCATIONAL EDUCATION	0.00	0.00
R356 RCAM PRI FUND AMALGAMTK	0.00	0.00
	0.00	0.00
<u>Costs of Generating Funds</u>		
R300 NOT USED	0.00	0.00
R301 CO's ENTERTAINMENTS	0.00	0.00
R303 NOT USED	0.00	0.00
R304 RETDU	0.00	0.00
R305 PNCO CLM FUNCTIONS	0.00	0.00
R307 KEY FOBS	0.00	0.00
R308 8 ENGR X GENERAL	0.00	0.00
R309 RETDT GENERAL	0.00	0.00
R310 UOTC WEEKEND	0.00	0.00
R316 CORPS DUTY	0.00	0.00
R325 CLAY SHOOTING	0.00	0.00
R327 NOT USED	0.00	0.00
R329 HOUSING WELFARE	0.00	0.00
R338 8 ENGR X PREST	0.00	0.00
R339 8 ENGR X COMD ENTS	0.00	0.00
R340 INTEREST	0.00	0.00
R345 55 SQN GENERAL	0.00	0.00
R346 55 SQN MANAGEMENT	0.00	0.00
R347 55 SQN PRESENTATION	0.00	0.00
R348 57 SQN GENERAL	0.00	0.00
R350 63 SQN GENERAL	0.00	0.00
R351 RE VOCATIONAL EDUCATION	0.00	0.00
R356 RCAM PRI FUND AMALGAMTK	0.00	0.00
	0.00	0.00
<u>Charitable Activities</u>		
R300 NOT USED	0.00	0.00

3 RSME REGIMENT

	<u>Turnover this month</u>	<u>Turnover year to date</u>
R301 CO's ENTERTAINMENTS	0.00	433.13
R303 NOT USED	0.00	0.00
R304 RETDU	146.00	146.00
R305 PNCO CLM FUNCTIONS	0.00	0.00
R307 KEY FOBS	10.00	80.00
R308 8 ENGR X GENERAL	3.15	757.75
R309 RETDT GENERAL	220.30	220.30
R310 UOTC WEEKEND	0.00	0.00
R316 CORPS DUTY	0.00	0.00
R325 CLAY SHOOTING	0.00	10,491.01
R327 NOT USED	0.00	0.00
R329 HOUSING WELFARE	842.05	2,178.29
R338 8 ENGR X PREST	0.00	0.00
R339 8 ENGR X COMD ENTS	20.00	1,444.76
R340 INTEREST	0.00	0.00
R345 55 SQN GENERAL	517.94	2,856.28
R346 55 SQN MANAGEMENT	0.00	167.73
R347 55 SQN PRESENTATION	0.00	455.00
R348 57 SQN GENERAL	99.74	1,599.94
R350 63 SQN GENERAL	300.00	3,654.64
R351 RE VOCATIONAL EDUCATION	700.00	1,200.00
R356 RCAM PRI FUND AMALGAMTK	0.00	781.68
	2,859.18	26,466.51
<u>Governance Costs</u>		
R300 NOT USED	0.00	0.00
R301 CO's ENTERTAINMENTS	0.00	0.00
R303 NOT USED	0.00	0.00
R304 RETDU	0.00	0.00
R305 PNCO CLM FUNCTIONS	0.00	0.00
R307 KEY FOBS	0.00	0.00
R308 8 ENGR X GENERAL	0.00	0.00
R309 RETDT GENERAL	0.00	0.00
R310 UOTC WEEKEND	0.00	0.00
R316 CORPS DUTY	0.00	0.00
R325 CLAY SHOOTING	0.00	0.00
R327 NOT USED	0.00	0.00
R329 HOUSING WELFARE	0.00	0.00
R338 8 ENGR X PREST	0.00	0.00
R339 8 ENGR X COMD ENTS	0.00	0.00
R340 INTEREST	0.00	0.00
R345 55 SQN GENERAL	0.00	0.00
R346 55 SQN MANAGEMENT	0.00	0.00
R347 55 SQN PRESENTATION	0.00	0.00
R348 57 SQN GENERAL	0.00	0.00
R350 63 SQN GENERAL	0.00	0.00
R351 RE VOCATIONAL EDUCATION	0.00	0.00
R356 RCAM PRI FUND AMALGAMTK	0.00	0.00
	0.00	0.00
<u>Grants and Donations</u>		
R300 NOT USED	0.00	0.00
R301 CO's ENTERTAINMENTS	0.00	0.00
R303 NOT USED	0.00	0.00
R304 RETDU	0.00	0.00
R305 PNCO CLM FUNCTIONS	0.00	0.00
R307 KEY FOBS	0.00	0.00
R308 8 ENGR X GENERAL	0.00	0.00

3 RSME REGIMENT

	<u>Turnover this month</u>	<u>Turnover year to date</u>
R309 RETDT GENERAL	0.00	0.00
R310 UOTC WEEKEND	0.00	0.00
R316 CORPS DUTY	0.00	0.00
R325 CLAY SHOOTING	0.00	0.00
R327 NOT USED	0.00	0.00
R329 HOUSING WELFARE	0.00	0.00
R338 8 ENGR X PREST	0.00	70.00
R339 8 ENGR X COMD ENTS	0.00	20.43
R340 INTEREST	0.00	0.00
R345 55 SQN GENERAL	0.00	0.00
R346 55 SQN MANAGEMENT	0.00	0.00
R347 55 SQN PRESENTATION	0.00	0.00
R348 57 SQN GENERAL	0.00	0.00
R350 63 SQN GENERAL	0.00	0.00
R351 RE VOCATIONAL EDCUATION	0.00	0.00
R356 RCAM PRI FUND AMALGAMTIC	0.00	0.00
	0.00	90.43
Other Costs		
R300 NOT USED	0.00	0.00
R301 CO's ENTERTAINMENTS	0.00	0.00
R303 NOT USED	0.00	0.00
R304 RETDU	0.00	0.00
R305 PNCO CLM FUNCTIONS	0.00	0.00
R307 KEY FOBS	0.00	0.00
R308 8 ENGR X GENERAL	0.00	0.00
R309 RETDT GENERAL	0.00	0.00
R310 UOTC WEEKEND	0.00	0.00
R316 CORPS DUTY	0.00	0.00
R325 CLAY SHOOTING	0.00	0.00
R327 NOT USED	0.00	0.00
R329 HOUSING WELFARE	0.00	0.00
R338 8 ENGR X PREST	0.00	0.00
R339 8 ENGR X COMD ENTS	0.00	0.00
R340 INTEREST	0.00	0.00
R345 55 SQN GENERAL	0.00	0.00
R346 55 SQN MANAGEMENT	0.00	0.00
R347 55 SQN PRESENTATION	0.00	0.00
R348 57 SQN GENERAL	0.00	0.00
R350 63 SQN GENERAL	0.00	0.00
R351 RE VOCATIONAL EDCUATION	0.00	0.00
R356 RCAM PRI FUND AMALGAMTIC	0.00	0.00
	0.00	0.00
Total Expenditure excluding transfers	2,859.18	26,556.94
Internal Transfers		
R300 NOT USED	0.00	0.00
R301 CO's ENTERTAINMENTS	0.00	0.00
R303 NOT USED	0.00	0.00
R304 RETDU	0.00	0.00
R305 PNCO CLM FUNCTIONS	0.00	0.00
R307 KEY FOBS	0.00	0.00
R308 8 ENGR X GENERAL	0.00	0.00
R309 RETDT GENERAL	0.00	0.00
R310 UOTC WEEKEND	0.00	0.00
R316 CORPS DUTY	0.00	0.00

3 RSME REGIMENT

	<u>Turnover this month</u>	<u>Turnover year to date</u>
R325 CLAY SHOOTING	0.00	0.00
R327 NOT USED	0.00	0.00
R329 HOUSING WELFARE	0.00	0.00
R338 8 ENGR X PREST	0.00	0.00
R339 8 ENGR X COMD ENTS	0.00	0.00
R340 INTEREST	0.00	0.00
R345 55 SQN GENERAL	0.00	0.00
R346 55 SQN MANAGEMENT	0.00	0.00
R347 55 SQN PRESENTATION	0.00	0.00
R348 57 SQN GENERAL	0.00	0.00
R350 63 SQN GENERAL	0.00	0.00
R351 RE VOCATIONAL EDUCATION	0.00	0.00
R356 RCAM PRI.FUND AMALGAMTIC	0.00	0.00
	0.00	0.00
Restricted funds Income Over Expenditure	-2,252.61	5,132.70

3 RSME REGIMENT

	<u>Turnover this month</u>	<u>Turnover year to date</u>
Designated Funds Analysis		
Income		
<u>Voluntary Income</u>		
	0.00	0.00
<u>Activities for Generating Funds</u>		
	0.00	0.00
<u>Investment Income</u>		
	0.00	0.00
<u>Income Resources from Charitable Activiti.</u>		
	0.00	0.00
<u>Other Incoming Resources</u>		
	0.00	0.00
<u>Total Income excluding transfers</u>	0.00	0.00

3 RSME REGIMENT

	<u>Turnover this month</u>	<u>Turnover year to date</u>
Expenditure		

Investment Management Costs		

Costs of Generating Funds	0.00	0.00

Charitable Activities	0.00	0.00

Governance Costs	0.00	0.00

Grants and Donations	0.00	0.00

Other Costs	0.00	0.00

	0.00	0.00
Total Expenditure excluding transfers	0.00	0.00

Internal Transfers		

	0.00	0.00

Designated funds Income Over Expenditur	0.00	0.00

3 RSME REGIMENT

	<u>Turnover this month</u>	<u>Turnover year to date</u>
Endowment Funds Analysis		
Income		
<u>Voluntary Income</u>		
	0.00	0.00
<u>Activities for Generating Funds</u>		
	0.00	0.00
<u>Investment Income</u>		
	0.00	0.00
<u>Income Resources from Charitable Activities</u>		
	0.00	0.00
<u>Other Incoming Resources</u>		
	0.00	0.00
Total Income excluding transfers	0.00	0.00

3 RSME REGIMENT

PRI

	<u>Turnover this month</u>	<u>Turnover year to date</u>
Expenditure		
<u>Investment Management Costs</u>		
	0.00	0.00
<u>Costs of Generating Funds</u>		
	0.00	0.00
<u>Charitable Activities</u>		
	0.00	0.00
<u>Governance Costs</u>		
	0.00	0.00
<u>Grants and Donations</u>		
	0.00	0.00
<u>Other Costs</u>		
	0.00	0.00
<u>Total Expenditure excluding transfers</u>	<u>0.00</u>	<u>0.00</u>
<u>Internal Transfers</u>		
	0.00	0.00
<u>Endowment funds Income Over Expenditu</u>	<u>0.00</u>	<u>0.00</u>

Notes to the Accounts (Paras 2 to 12 are to be completed by all funds which have a gross income of £100K or over and those funds already registered with the Charity Regulator, all other funds are to complete Paras 6 and 7 and the declarations at Para 12):

1. Principal Accounting Policies

a. Accounting Convention. The financial statements are prepared under the historical cost convention as modified by the inclusion of investments at market value and in accordance with applicable accounting standards. In preparing the financial statements the charity follows best practice as set out in the Statement of Recommended Practice 'Accounting and Reporting by Charities' (SORP) 2005 (<http://www.charitycommission.gov.uk/investigations/sorp/sorp05docs.asp>)

b. Incoming Resources. Income is recognised in the period in which the charity is entitled to receipt, and the amount can be measured with reasonable certainty. Grants from other agencies including donations and other income from activities are in furtherance of the charity's objects and are part of the general funds of the charity. A restricted fund is only recognised where this is an agreed and explicit condition of the grant or donor.

c. Intangible Income. Due to the close collaborative relationship and the manner in which the charity's activities compliment those of the Army, intangible income, reflected in time and use of premises is not quantifiable or measurable and so is not recognised in the accounts.

d. Resources Expended and Basis of Allocation of Costs. Expenditure is included when incurred or exceptionally where a commitment is made which requires an accrual when payment is to be made in the subsequent accounting period. Similarly, where prepayments are made in recognition of commitments falling due in a subsequent accounting period, the appropriate credit is entered in the accounts and reversed the following year. Grants payable are included in the SOFA when approved by the Managing Trustee. Expenditure is recognised in the period in which it is incurred. The majority of costs are directly attributable to specific activities. Irrecoverable VAT is charged to the activity for which it was incurred.

e. Governance Costs. Governance costs are the costs of professional advice, holding trustee meetings or committee meetings associated with decision making, any fee for audit or independent examination and any fee incurred in the preparation, statutory filing, printing or copying of the annual report and accounts.

f. Capitalisation and Depreciation of Tangible Fixed Assets. All assets having a purchase value of more than £500 are capitalised. The costs of tangible fixed assets are written off by equal annual instalments over their expected useful lives using the following methods of depreciation:

Furniture, fixtures and equipment	-	Straight Line over a period of 2 – 10 years.
Motor vehicles	-	Straight Line over a period of 2 – 10 years.

Assets with a life of more than one year but with a purchase value of below £500 are included within the inventory but the cost is written off in the year it is incurred and is not depreciated over the useful life of the asset. Where the asset is depreciated over a period of more than 10 years, details of the item and period are to be provided following the notes on page 14.

g. Fixed Asset Investments. Fixed asset investments are included at market value at the balance sheet date. Any gain or loss on revaluation is shown in the Statement of Financial Activities (SOFA).

h. Stocks. Purchased stocks are valued at the lower cost or net realisable value making due allowance for any obsolete or slow-moving items.

i. Funds Accounting. Funds held by the charity are:

(1) General Purpose/Unrestricted /Designated Funds. These are funds that can be used in accordance with the charitable objects at the discretion of the Managing Trustee.

Designated funds are unrestricted funds which have been allocated/earmarked for a particular purpose by the Managing Trustee and are to be declared in the Managing Trustees comments in accordance with Para 12 to these notes stating what they are intended to be used for and when.

(2) Endowment Funds. Endowment funds are those investments and other gifts accepted by the unit, the capital sum or property being held in perpetuity and the income only being available for charitable use.

(3) Restricted Funds. These are funds that can only be used for particular restricted purposes within the objects of the charity. Restrictions arise when specified by the donor or when funds are raised for particular restricted purposes. Further explanation of the nature and purpose of each fund is to be included in the notes to the accounts.

j. Heritage Assets. In the course of the unit's history, the charity may have acquired gifts, memorabilia, regalia, silverware, antiques and other historical artefacts in the course of distinguished military service in service of the Crown. The value of these pieces is in large part derived from their close association with Regimental history which precludes the use of conventional valuation techniques being applied. Whilst the objects of the charity do not specifically include preservation and conservation, the pieces represent an essential element of celebrating the unit's history and foster esprit-de-corps. Consequently the Managing Trustee considers the charity to hold heritage assets both for functional use and as an element of national history on behalf of the nation. Heritage assets acquired prior to 1 Apr 06 are therefore not capitalised on the balance sheet but a description of those assets is disclosed as part of the notes to the accounts. Heritage assets acquired after 1 Apr 06 where the purchase price is known and which exceed £500.00 are included in the balance sheet at acquisition value but are not depreciated.

k. Other Costs. Other costs are those costs not incurred in the undertaking of charitable activity in furtherance of the objects of the charity, i.e. the provision of facilities, recreational programmes or activities in furtherance of military efficiency. They are also costs incurred in the making of grants and donations, in the costs of generating funds, i.e. the costs incurred in trading or fundraising undertaken by the charity, or in governance costs.

2. Grants Made. (if total grants are over 5% of the charity's total expenditure).

The charity made the following grants/donations:

Grants to institutions

Name of institutions	Purpose	Total number of grants given	Total amount of grants paid
	Total grants to institutions	0.00	0.00

Grants to individuals

Purpose	Total number of grants given	Total amount of grants paid
Total	0.00	0.00

3. Related Party Transactions & Remuneration and Expenses

Whilst the charity has a close working relationship with the Army, there are no transactions with the Army which require disclosure under SORP 2005. The only transactions made by the charity in favour of the unit are wholly attributable to the charitable activities of furthering military efficiency. The Managing Trustee is an officer or equivalent and fulfils the role as trustee in accordance with the applicable laws and regulations. No expenses have been paid to the trustee. In the event that expenses have been paid to the trustee these are disclosed under the Managing Trustee's comments.

4. Analysis of Capital Property

	Fixtures, fittings & equipment	Motor vehicles	Total
	£	£	£
Balance b/f	1000.00	-	1000.00
Purchases	0.00	-	0.00
Sales & W/Os	0.00	-	0.00
Depreciation	1000.00	-	1000.00
Balance c/f	0.00	-	0.00

5. Total Value of Investments by Category

	Value £
Carrying value (market value) at beginning of year	26860.00
Add additions to investments at cost (investments purchased)	0.00
Less disposals at carrying value (investments sold)	0.00
Add/(deduct) net gain/(loss) on revaluation (gain/loss at end of accounting period/audit)	748.00
Carrying value (market value) at end of year	27608.00

Breakdown of Market Values at

Year End	GPF/ Unrestricted	Restricted	Endowment	Total value	Income during year
	Value £	Value £	Value £	Value £	Value £
Investment properties					
Investments listed on a recognised stock exchange					
Investments held in unit trusts or other collective investment schemes				Investments are held by Central Bank	
Investments in subsidiary or connected undertakings and companies					
Securities not listed on a recognised Stock Exchange					
Cash held as part of the investment portfolio					
Other investments					
Total					

6. List of Debtors

Debtor	Date of Debt	Amount
See attached Debtors List	See attached Debtors List	329.70
	Total	329.70

* There are no amounts falling due after more than one year (delete as appropriate).

7. List of Creditors

Creditor	Date of Credit	Amount
See attached Creditors List	See attached Creditors List	1842.24
	Total	1842.24

* There are no amounts falling due after more than one year (delete as appropriate).

8. Paid Employees

	This year £	Last year £
Gross wages paid	1823.01	536.10
Employer's National Insurance paid	0.00	0.00
Pension Contributions paid	0.00	0.00
Total staff costs	1823.01	536.10

Give the number of employees who were engaged in each of the following activities:

	This year	Last year
Costs of generating funds		
Charitable activities	n/a	n/a
Other		
Total		

No individual employee received a salary of over £60000.00

9. Governance Costs

	This year £	Last year £
Audit or independent examination fee	0.00	0.00

Fund Name	Fund Bal B/F 01.03.21	Incoming Resources for period	Outgoing Resources for period	Transfers	Gains and Losses	Fund Bal C/F 28.02.22
Co's Entertainments	125.48	533.25	433.13		100.12	225.60
RETDU Fund	146.00	0.00	146.00		-146.00	0.00
PNCO CLM	4728.10	200.00	0.00		200.00	4928.10
Key Fobs	2640.00	70.00	80.00		-10.00	2630.00
8 ENGR General Fund	826.14	1000.00	757.75		242.25	1068.39
RETDT Fund	220.30	0.00	220.30		-220.30	0.00
UOTC Weekend	1207.60	0.00	0.00		0.00	1207.60
Corps Duty	400.00	400.00	0.00		400.00	800.00
Clay Shooting	2066.04	12387.18	10491.01		1896.17	3962.21
Housing Welfare	2948.78	4840.00	2178.29		2661.71	5610.49
8 Engr Presentation Fund	70.00	0.00	70.00		-70.00	0.00
8 Engr Comdr Ents	1231.50	850.00	1465.19		-615.19	616.31
Interest	0.00	32.41	0.00		32.41	32.41
55 Trg Sqn General Fund	1522.80	2090.98	2856.28		-765.30	757.50
55 Trg Sqn Management Fund	503.00	222.00	167.73		54.27	557.27
55 Trg Sqn Presentation Fund	577.50	363.50	455.00		-91.50	486.00
57 Trg Sqn General Fund	543.89	1683.79	1599.94		83.85	627.74
63 Trg Sp Sqn General Fund	2216.09	1945.00	3654.64		-1709.64	506.45
RE Vocation Education	2200.00	0.00	1200.00		-1200.00	1000.00
RCAM Fund	0.00	5071.53	781.68		4289.85	4289.85
TOTALS	24173.22	31689.64	26556.94	0.00	5132.70	29305.92

A brief explanation as to the nature and purpose of the charity's Restricted Funds is to be provided.

Name of Restricted Fund	Purpose of fund
CO' Entertainments	Fund receives a Corps grant each year to entertain various guests hosted by the CO or OC's.
RETDU Fund	Funds receives a pri grant each year to off-set soldiers Adv Trg and Dept functions.
PNCO CLM Functions	Fund receives Corps grants each year to off-set regular and reserves Cadre functions.
Key Fobs	Holding fund for Gym key fob deposits.
8 Engr Regt General Fund	Funds receives a pri grant each year to off-set soldiers Adv Trg and Bde functions.
RETDT Fund	Funds receives a pri grant each year to off-set soldiers Adv Trg and Dept functions.
UOTC Weekend	Fund receives Corps grants each year to off-set UOTC Weekend functions.
Corps Duty	Fund receives Corps grants each year to host events which is in the interest of the Corps.
Clay Shooting	Self Funded Club. Account managed by the Clay Shooting members.
Housing Welfare	Money generated from Welfare Grants for refurbishment of the Welfare House and rental fees. Account managed by PRI
8 Engr Bde Presentation	Self Funded. Account managed by PS 8 Engr Bde
8 Engr Bde Comdr Ents	Self Funded. Accountant managed by PS 8 Engr Bde
Interest	Interest is distributed at the end of the financial year to all funds held within Central Bank.
55 Trg Sqn General	Self Funded. Account managed by SHQ.
55 Trg Sqn Management	Self Funded. Account managed by SHQ.
55 Trg Sqn Presentation	Self Funded. Account managed by SHQ.
57 Trg Sqn General	Self Funded. Account managed by SHQ.
63 HQ & Trg Sp Sqn	Self Funded. Account managed by SHQ.
RE Vocation Education	Fund receives Corps grants each year to soldiers on education courses.
RCAM PRI	Self Funded. Account managed by RCAM committee.

11. Heritage Assets.

Heritage assets that are owned by the charity but purchased/acquired prior to 1 Apr 06 are not included in the charity's capital property value (see note 1.j). A list/description of these assets is below:

12. Declarations

All of the charity's commitments are provided for in the accounts.

No guarantees have been given to third parties.

The charity has not received any loans that are outstanding at the year-end and secured on assets.

The charity has not granted any loans to institutions or companies connected with the charity.

The charity did not make any ex-gratia payments during the year.

Sufficient resources are held in an appropriate form to enable each fund to be applied in accordance with the restrictions imposed.

The financial activities, assets and liabilities of all the charity's branches or sections have been included.

The trustees have not changed the year end date or the length of the charity's financial year.

The charity has no designated funds (if there are designated funds the reason for designation and when each designated fund is intended to be used by is to be stated in the Managing Trustee report).

All the charity's operations are continuing operations and there were no operations discontinued or acquired during the year.

No funds (unrestricted, designated, restricted or endowment) are in deficit at the balance sheet date.

The charity has no intangible assets.

There were no inter-fund loans outstanding at the balance sheet date.

None of the charity's functional fixed assets have been re-valued during the year and the charity does not have a policy of revaluation of these assets.

The charity has no subsidiary companies.

The charity has no material fixed assets which have not been capitalised and included in the balance sheet.

No internal transfers have occurred out of restricted/endowment funds. In the event that a transfer has taken place, full details of the reason for the transfer are disclosed in the Managing Trustee's comments on page 18.


All investments held are investment assets in the UK unless otherwise stated.

Note: Where any of the declarations are not correct they are to be crossed out and details provided in the Managing Trustees comments.

Additional comments:

Internal Auditors comments are noted, no further comment.

Fund Manager (Regimental Accountant Scheme)/Account Holder (Audit Board Scheme) .

Signature:  Date: 17 March 22

Capt N Lawson

Managing Trustee's Annual Report and Comments:

Unit: 3 RSME REGIMENT

Address: GIBRALTAR BARRACKS, BLACKWATER, SURREY, GU17 9LP

Charity name and Charity Commission/Regulator registered number: PRI 1129971

Description of the charity's trusts

This should include:

- a. Details, including date if known of the charity's governing document (e.g. trust deed, will, constitution etc); and
- b. A brief explanation of the charity's objects.

Where applicable, you may choose to give details of any specific investment powers of the charity.

Governing Document (e.g. Trust Deed, Constitution)	MOD Constitution adopted on 12 May 2009 Queen Regulations 1975 Army General Administration Instructions Service Funds Regulations
--	--

Objects of the Charity	The promotion of efficiency of the Armed Forces of the Crown by the provision and support of facilities and activities for the efficiency and well-being of service personnel.
------------------------	--

Explain briefly how trustees are elected or appointed and details of any induction and trustee training attended.

Trustee selection method	1. On appointment of Commanding Officer.
--------------------------	--

Trustee induction and training	Commanding Officers designate course and Governing Documents. Initial brief by Internal Auditor and Senior Fund Manager.
--------------------------------	---

Explain about what the charity is trying to do and how it is going about it. You are only required to provide a brief summary of the main activities and achievements of the charity during the year in relation to its objects.

Summary of main activities in relation to the Charity's objects	<ol style="list-style-type: none"> 1. Supporting Adventure Training Exercises. 2. Sports Activities. 3. Supporting Regimental Events.
Summary of main achievements of the Charity during the year	<ol style="list-style-type: none"> 1. Station Families Day in June/July 2. Ex Minley Powder (Ski Adventure Training). <p>(All events/activities were cancelled due to the pandemic)</p>

Provide a brief review of the financial position of the charity. This should include the principal types of income.

Financial Review	<p>The charitable activities were largely funded by sports subscriptions, gain share, Corps and Welfare grants.</p> <p>Expenditure was generally on welfare projects for soldiers, including sport, adventure training, leisure, ie SSVc and welfare services.</p>
------------------	--

The Managing Trustee should give in their report a description of the following policies:

- a. For the selection of investments for the charity.
- b. For determining the level of income reserves held, stating and explaining the level of reserves held.
- c. Where grants are made by the charity, the selection of individuals and institutions who are to receive grants out of the assets of the charity.

Financial reserves policy	There are sufficient reserves to meet immediate contingencies.
---------------------------	--

Investments selection policy and performance of those investments.	<p>The PRI receives investment income from the Central Bank account based upon the average sum held (generally about 0.4%) over the period.</p> <p>The fund also invested the sum of £25,000 in Sept 18, this has increased to £27,608 at the end of this financial year.</p>
--	---

Provide the name of all trustees/the managing trustee(s) during the report year.

Managing Trustee's name/trustees' names	From: 01.03.20	To: 06.06.21	Name: Lt Col C L James
	From: 07.06.21	To: 28.02.22	Name: Lt Col C J P Price

Serious Incidents	None
-------------------	------

Public Benefit Statement	<p>This fund provides public benefit by assisting service personnel to more effectively perform their roles within the Armed Forces of the Crown. It does this by <i>providing and supporting sporting and adventure training activities</i>. This assistance enables service personnel to face the challenges and danger associated with military service by developing and maintaining <i>teamwork; skills; fitness; confidence, character, spirit and attitude; and morale*</i>. As a result the fund promotes the efficiency of the Armed Forces of the Crown by enhancing the British Army's capability to undertake the roles demanded of it including the defence of the United Kingdom and its interests.</p> <p>(I confirm that I have paid due regard to the Charity Commission of England and Wales's guidance on public benefit when deciding what activities the charity should undertake.)</p>
--------------------------	--

*delete as appropriate.

Additional comments (include any declarations which were not correct (Pg 12/13)):

Auditors comments are noted, please ensure the appropriate action is taken regarding Guardroom and Cookhouse property.

Managing Trustee Signature: 

Lt Col C J P Price

Date: 25 Mar 22

Internal Auditor's/Audit Board Report

1. I have examined the books of account and records from which the final accounts were prepared and have obtained all the information and explanations that were necessary for the purpose of our internal audit.
2. I certify that end of period checks have been conducted in accordance with Service Funds Regulations.
3. Subject to the observations given below we are satisfied that proper books of account have been kept and that the final accounts give a true and fair view of the results of transactions over the period and of the state of the Fund's affairs as at the date of the balance sheet. Subject also to observations we are satisfied that cash and bank balances and stocks on hand have been properly checked at prescribed intervals and that adequate insurance exists.
4. I have stamped and signed the original books of account and the original records we have checked. All vouchers relating to this account period have been cancelled.
5. I have made the following observations whilst carrying out the internal audit:
 - a. Previous observations have been actioned (list those observations outstanding).
It was noted that there were no movement on some of the restricted funds in the previous period. Some have been closed down since, however, the following funds will continue as activities/events start up later in the year: PNCO Cadre, UOTC Weekend and Corps Duty.
 - b. Creditors: There is one long outstanding creditor for Torres Vedras Run, this will be returned to the Army Sports Board due to the exercise being cancelled.
 - c. Debtors: Capt Colley £329.70 will be cleared via HQ RSME funding shortly.
 - d. Stock: It is noted that the stock figure is now nil value as 55 Sqn purchased the remaining stock using their own Sqn funds.
 - e. General – The fund is well managed and is in a strong financial position. Most events/activities were cancelled due to the pandemic but it is expected that events/activities will increase now the COVID restrictions have been lifted. It should be noted that the cinema had made a loss over the year, a decision by the chain of command was made to close the facility to avoid any further losses. Interest received this period was very low, therefore it did not warrant to distribute on this occasion but will be carried over for the next financial year.
 - f. Property: A 100% property check was conducted. Some items listed in the property book for the cookhouse/guardroom could not be found. It has been sometime since the property book was updated. It is recommended that the guardroom/cookhouse property is updated accordingly to reflect items held onto account with accurate descriptions etc.

Le Col Peice RE
25² 22

Signed:

Internal Auditor: *A Burton*
Mrs A Burton

Associated Auditor: *A Gill*
WO1 A Gill

Associated Auditor: *E Smith*
WO2 E Smith

Comd/SO2 SPS – Independent Examiner's Report on the Accounts, and Comments

Respective Responsibilities of Trustees and Examiner

The Charity's Trustees are responsible for the preparation of the accounts. The Charity's Trustees consider that an audit is not required for this year (under section 43(2) of the Charities Act 1993 (the Act) and that an independent examination is needed.

It is my responsibility to:

- a. Examine the accounts (under section 43(3)(a) of the Act).
- b. Follow the procedures laid down in the General Directions given by the Charity Commissioners (under section 43(7)(b) of the Act).
- c. State whether particular matters have come to my attention.

Basis of Independent Examiner's Statement

My examination was carried out in accordance with General Directions given by the Charity Commissioners. An examination includes a review of the accounting records kept by the charity and a comparison of the accounts presented with those records. It also includes consideration of any unusual items or disclosures in the accounts, and seeking explanations from the trustees concerning any such matters. The procedures undertaken do not provide all the evidence that would be required in an audit, and consequently I do not express an audit opinion on the accounts.

Independent Examiner's Statement

In connection with my examination, no matter has come to my attention (other than that disclosed overleaf*):

- a. Which gives me reasonable cause to believe that in any material respect the requirements:
 - (1) To keep accounting records in accordance with section 41 of the 1993 Act.
 - (2) To prepare accounts which accord with the accounting records and comply with the accounting requirements of the Act.

have not been met.

- b. To which, in my opinion, attention should be drawn in order to enable a proper understanding of the accounts to be reached.

* Delete as applicable.

Comd/SO2 SPS – Independent Examiner’s Report on the Accounts, and Comments

Disclosure Section (Only to be completed if the examiner needs to highlight material problems/discrepancies)

Give here brief details of any items that the examiner wishes to disclose:

Nil.

SO2 SPS Comments – 3 RSME Regimental Fund

1. If there is property that can not be found it should be written off in accordance with Unit Standing Orders and charged to the GPF as a write-off. One copy of the authorisation for the write-of is to support the entry into the accounts and the other for the MT.

Independent Examiner’s Signature: signed by email

Name: Maj D Murphy AGC (SPS)

Date: 22 NOV 22

Appointment: SO2 SPS, HQ 8 Engr Bde


Trading Account details:

Title of Trading Account	Gross Percentage Profit	
	Current	Previous
N/A Belongs to 55 Sqn not Regtl pri:	-	-

PRI 3 RSME REGIMENT

England & Wales - Charity number 1129971

Accounts



**3 RSME
PRI**

**AUDIT 20/21
N1514**

CHARITY COMMISSION

16 NOV 2021

ACCOUNTS
RECEIVED

**Service Non Public Funds Final Accounts,
Managing Trustee's Report, Internal Audit
Board Report and Independent Examiner's Report (SORP 2005 compliant)
Regimental Accountant Scheme**

Army Form N1514
(Rev 11/09)

Unit: 3 RSME REGT

Address GIBRALTAR BARRACKS, BLACKWATER, SURREY, GU17 9LP

In respect of the: PRI

Charity Commission registered number: 1129971

for the period from: 01.03.20 to: 28.02.21

Managing Trustee(s) during the period:

From: 01.03.20 To: 28.02.21 Name: Lt Col C L James

Fund Holder(s) during the period:

From: 01.03.20 To: 03.11.20 Name: Capt F Anderson
From: 03.11.20 To: 02.12.20 Name: Maj A Brown
From: 02.12.20 To: 28.02.21 Name: Capt A Smith

Internal Auditor(s) during the period:

From: 01.03.20 To: 28.02.21 Name: Mrs A Burton

Associate Auditor(s) during the period:

From: 01.03.20 To: 28.02.21 Name: WO1 (SMI) W Floyd
From: 01.03.20 To: 28.02.21 Name: SSgt G Jones

Regimental Account(s) during the period:

From: 01.03.20 To: 16.03.20 Name: Mr P Hopper
From: 16.03.20 To: 25.03.20 Name: SSgt S Dines
From: 25.03.20 To: 28.02.21 Name: Mr P Hopper

Assembled at Minley on 01.03.21 by order of Commanding Officer, 3 RSME Regiment.

Statement of Financial Activities as at 26/02/2021

Paxton+

Page 1 of 1

Printed: 26/02/2021

3 RSME REGIMENT

PRI

	Unrestricted/ Designated/GPF Funds	Restricted Funds	Endowment Funds	Total Funds	Previous Period Total Funds
Incoming Resources					
Voluntary Income	2,306.34	2,200.00	0.00	4,506.34	19,054.23
Activities for Generating Funds	11,718.20	0.00	0.00	11,718.20	8,595.86
Investment Income	1,286.63	380.97	0.00	1,667.60	3,938.54
Income Resources from Charitable Activities	7,850.50	0.00	0.00	7,850.50	11,385.00
Other Incoming Resources	1,175.79	33,456.36	0.00	34,632.15	66,222.21
Total Incoming Resources	24,337.46	36,037.33	0.00	60,374.79	109,195.84
Resources Expended Cost of Generating Funds					
Investment Management Costs	0.00	0.00	0.00	0.00	0.00
Costs of Generating Funds	0.00	0.00	0.00	0.00	0.00
Charitable Activities	868.00	33,068.58	0.00	33,936.58	66,628.47
Governance Costs	0.00	0.00	0.00	0.00	0.00
Grants and Donations	2,597.34	408.99	0.00	3,006.33	21,973.76
Other Costs	5,966.94	679.03	0.00	6,645.97	17,926.27
Total Resources Expended	9,432.28	34,156.60	0.00	43,588.88	106,528.50
Net Incoming/Outgoing Resources Before Transfers	14,905.18	1,880.73	0.00	16,785.91	2,667.34
Transfers					
Gross transfers between funds (internal transfers)	0.00	0.00	0.00	0.00	0.00
Net Incoming resources before holding gains and losses	14,905.18	1,880.73	0.00	16,785.91	2,667.34
Holding Gains/Losses					
Gains on revaluation of the charity's fixed assets	0.00	0.00	0.00	0.00	0.00
Unrealised Gains/Losses on investment assets	0.00	0.00	0.00	0.00	0.00
Net Movement in Funds	14,905.18	1,880.73	0.00	16,785.91	2,667.34
Reconciliation of Funds					
Total funds brought forward from previous year	74,889.88	22,292.49	0.00	97,182.37	
Total funds carried forward	89,795.06	24,173.22	0.00	113,968.28	

3 RSME REGIMENT

PRI

February 2021

<u>End of last year</u>		<u>Balance</u>
	Fixed Assets	

2,000.00	CAPITAL PROPERTY	1,000.00
2,000.00	Total Fixed Assets	1,000.00
	-----	-----
	Current Assets	

80,014.25	CURRENT BANK A/C	84,633.06
26,202.00	INVESTMENTS	26,860.00
0.00	CASH	0.00
6,115.82	DEBTORS	1,786.44
531.00	55 SQN STOCK	432.00
112,863.07	Total Current Assets	113,711.50
	-----	-----
114,863.07	Total Assets	114,711.50
	-----	-----
	Liabilities	

17,634.70	CREDITORS	1,043.22
46.00	TAX & ERNIC	0.00
0.00	VAT control	0.00
0.00	VAT payable	0.00
	-----	-----
(17,680.70)	Total Liabilities	(1,043.22)
	-----	-----
97,182.37	Total Assets Minus Liabilities	113,668.28
	-----	-----
	Total Funds	

22,292.49	Total Restricted Funds	24,173.22
0.00	Total Endowment Funds	0.00
0.00	Total Designated Funds	0.00
74,889.88	Accumulated Trading & GPF	89,495.06
	-----	-----
97,182.37	Total Funds	113,668.28

3 RSME REGIMENT

PRI

<u>End of last year</u>		<u>Balance</u>
	Funds Analysis	

	Designated Funds	

0.00		0.00
	Restricted Funds	

27.00	IVOR BAKER ENGR	0.00
656.57	CO's ENTERTAINMENTS	125.48
0.00	NOT USED	0.00
146.00	RETDU	146.00
3,028.10	PNCO CLM FUNCTIONS	4,728.10
2,800.00	KEY FOBS	2,640.00
954.89	8 ENGR X GENERAL	826.14
220.30	RETDT GENERAL	220.30
307.60	UOTC WEEKEND	1,207.60
0.00	CORPS DUTY	400.00
1,219.58	CLAY SHOOTING	2,066.04
0.00	NOT USED	0.00
4,901.89	HOUSING WELFARE	2,948.78
100.00	8 ENGR X PREST	70.00
867.90	8 ENGR X COMD ENTS	1,231.50
0.00	INTEREST	0.00
2,350.00	55 SQN GENERAL	1,522.80
348.50	55 SQN MANAGEMENT	503.00
425.00	55 SQN PRESENTATION	577.50
1,397.01	57 SQN GENERAL	543.89
2,192.15	63 SQN GENERAL	2,216.09
350.00	RE VOCATIONAL EDUCATION	2,200.00
0.00	RCAM PRI FUND AMALGAMTION	0.00
22,292.49		24,173.22
	Endowment Funds	

0.00		0.00
	Trading and General Purpose Funds	

33.00	Trading surplus	13.00
0.00	Non Primary Purpose trading surplus	0.00
5,633.53	General Purpose Fund surplus	14,592.18
5,666.53	Trading & GPF surplus	14,605.18
69,223.35	Balance at last balance sheet	74,889.88
74,889.88	Accumulated Trading & GPF	89,495.06
97,182.37	Grand total	113,668.28

3 RSME REGIMENT

End of last year


Balance



..... CAPT A SMITH, FM

Date 23 MARCH 21

Signature of Managing Trustee



Date 23 3 21

3 RSME REGIMENT

Balance date to end of February 2021

All nominal codes

Without cost centre codes shown

<u>A/C Code</u>	<u>Name</u>	<u>Balance</u>	<u>Year Movement</u>
B100	CAPITAL PROPERTY	1,000.00	-1,000.00
B400	55 SQN STOCK	432.00	-99.00
B500	DEBTORS	1,786.44	-4,329.38
B650	CURRENT BANK A/C	84,633.06	4,618.81
B651	INVESTMENTS	26,860.00	658.00
B680	CASH	0.00	0.00
B700	CREDITORS	-1,043.22	16,591.48
B705	TAX & ERNIC	0.00	46.00
B750	VAT control	0.00	0.00
B760	VAT payable	0.00	0.00
B900	Accumulated GPF	-74,889.88	-5,666.53
R300	IVOR BAKER ENGR	0.00	27.00
R301	CO's ENTERTAINMENTS	-125.48	531.09
R303	NOT USED	0.00	0.00
R304	RETDU	-146.00	0.00
R305	PNCO CLM FUNCTIONS	-4,728.10	-1,700.00
R307	KEY FOBS	-2,640.00	160.00
R308	8 ENGR X GENERAL	-826.14	128.75
R309	RETDT GENERAL	-220.30	0.00
R310	UOTC WEEKEND	-1,207.60	-900.00
R316	CORPS DUTY	-400.00	-400.00
R325	CLAY SHOOTING	-2,066.04	-846.46
R327	NOT USED	0.00	0.00
R329	HOUSING WELFARE	-2,948.78	1,953.11
R338	8 ENGR X PREST	-70.00	30.00
R339	8 ENGR X COMD ENTS	-1,231.50	-363.60
R340	INTEREST	0.00	0.00
R345	55 SQN GENERAL	-1,522.80	827.20
R346	55 SQN MANAGEMENT	-503.00	-154.50
R347	55 SQN PRESENTATION	-577.50	-152.50
R348	57 SQN GENERAL	-543.89	853.12
R350	63 SQN GENERAL	-2,216.09	-23.94
R351	RE VOCATIONAL EDCUATION	-2,200.00	-1,850.00

3 RSME REGIMENT

PRI

<u>A/C Code</u>	<u>Name</u>	<u>Balance</u>		<u>Year Movement</u>	
		114,711.50	-100,106.32	26,424.56	-17,485.91
		<hr/>		<hr/>	
		14,605.18		8,938.65	
		<hr/>		<hr/>	

3 RSME REGIMENT

<u>A/C Code</u>	<u>Name</u>	<u>Balance</u>	<u>Month Movement</u>
G001	GRANTS RETURNED	-1,236.34	0.00
G002	DONATIONS	-720.00	0.00
G003	CORPS GRANTS	-350.00	0.00
G055	GAINSHARE	-9,978.20	0.00
G056	DENTAL SALES	0.00	0.00
G058	MINI BUS HIRE	-1,740.00	0.00
G125	INTEREST	-1,286.63	-825.69
G150	SPORT INCOME	-7,738.50	-602.00
G151	PAINTBALL FEES	0.00	0.00
G300	RESTRICTED IN	0.00	0.00
G301	SSVC Income	-1,175.79	0.00
G317	NOT USED	0.00	0.00
G400	TRANSFERS IN	0.00	0.00
G600	ADV TRG	0.00	0.00
G601	SPORTS EXP	769.00	0.00
G602	RESTRICTED OUT	0.00	0.00
G603	PAINTBALL EXPENSES	0.00	0.00
G633	MOUNTAIN BIKE EXP	0.00	0.00
G770	GRANTS	2,628.34	380.00
G772	PRESENTATIONS	215.00	0.00
G777	TAX/BANK CHARGES	54.00	0.00
G779	TPIG HQ RSME	0.00	0.00
G800	INSURANCE	913.87	0.00
G802	WRVS/WELFARE EXP	1,033.66	136.46
G805	MINI BUS EXP	1,431.50	0.00
G806	INVESTMENT LOSS	0.00	0.00
G812	XMAS GRANTS	0.00	0.00
G815	DENTAL CENTRE EXP	0.00	0.00
G816	TV LICENCE/PPL PRS LICENCE	0.00	0.00
G820	SSVC EXP	1,587.91	0.00
G821	DEPRECIATION	1,000.00	1,000.00
G900	TRANSFERS OUT	0.00	0.00
T001	OPENING STOCK	531.00	0.00
T002	PURCHASES	0.00	0.00
T003	CLOSING STOCK	-432.00	99.00
T004	WRITE-OFFS	0.00	0.00
T005	MESS GUESTS	0.00	0.00

3 RSME REGIMENT

<u>A/C Code</u>	<u>Name</u>	<u>Balance</u>		<u>Month Movement</u>	
T006	DISPOSALS AT COST	0.00		0.00	
T007	TRADING EXPENSES	0.00		0.00	
T008	SALES		-112.00		-112.00
T740	Sales discounts given	0.00		0.00	
T750	Purchase discounts taken	0.00		0.00	
		10,164.28	-24,769.46	1,615.46	-1,539.69
		<u>-14,605.18</u>		<u>75.77</u>	
		<u>0.00</u>			

3 RSME REGIMENT

All mess members

Effective date up to 28/02/2021

<u>Mess Member</u>	<u>CR Limit</u>	<u>Total</u>	<u>02/21</u>	<u>01/21</u>	<u>12/20</u>	<u>11/20</u>	<u>10/20</u>	<u>09/20 +</u>	<u>Unallocated</u>
SSVC Float 1000	NONE	500.00	0.00	0.00	0.00	0.00	0.00	500.00	0.00
NTRF PROJECTOR 1010	NONE	1,186.44	0.00	0.00	1,186.44	0.00	0.00	0.00	0.00
63 SQN FLOAT 1073	NONE	100.00	0.00	0.00	0.00	0.00	0.00	100.00	0.00
			Totals						
		1,786.44	0.00	0.00	1,186.44	0.00	0.00	600.00	0.00

3 RSME REGIMENT

All supplier names
 Effective date up to 28/02/2021

<u>Supplier</u>	<u>CR Limit</u>	<u>Total</u>	<u>02/21</u>	<u>01/21</u>	<u>12/20</u>	<u>11/20</u>	<u>10/20</u>	<u>09/20 +</u>	<u>Unallocated</u>
REA GRANT PACK	NONE	26.19	0.00	0.00	0.00	0.00	26.19	0.00	0.00
REWW S.HOLD STRONG	NONE	325.00	0.00	0.00	0.00	0.00	0.00	325.00	0.00
SHOOTING SPR BAMSEY PNCO	NONE	356.27	0.00	0.00	0.00	0.00	0.00	356.27	0.00
TORRES VEDRAS RUN Q ZORN CROOK	NONE	335.76	0.00	0.00	0.00	0.00	0.00	335.76	0.00
Totals									
		1,043.22	0.00	0.00	0.00	0.00	26.19	1,017.03	0.00

3 RSME REGIMENT

PRI

February 2021

	<u>Turnover this month</u>	<u>Turnover year to date</u>
COST OF GOODS SOLD		

OPENING STOCK	0.00	531.00
PURCHASES	0.00	0.00
	-----	-----
(A)	0.00	531.00
	-----	-----
Value of goods disposed at cost		
WRITE-OFFS	0.00	0.00
MESS GUESTS	0.00	0.00
DISPOSALS AT COST	0.00	0.00
Value of closing stock at cost	-99.00	432.00
	-----	-----
(B)	-99.00	432.00
	-----	-----
COST OF GOODS SOLD (A - B) = (C)	99.00	99.00
	-----	-----
INCOME FROM SALES		

SALES	112.00	112.00
	-----	-----
INCOME FROM SALES (D)	112.00	112.00
	-----	-----
SURPLUS		

Income from sales (Total from D)		
Deduct cost of goods sold (Total from C)		
	-----	-----
SURPLUS (E)	13.00	13.00
	-----	-----
Gross profit is therefore:	13.13 %	13.13 %
$\frac{E \times 100}{C} \quad \%$		
	-----	-----
TRADING EXPENSES	0.00	0.00
	-----	-----
NET SURPLUS (F)	13.00	13.00
	-----	-----
Total Percentage is therefore:	13.13 %	13.13 %
$\frac{F \times 100}{C} \quad \%$		
	-----	-----
	C	C

3 RSME REGIMENT

PRI

February 2021

	<u>Turnover this month</u>	<u>Turnover year to date</u>
COST OF GOODS SOLD		

(A)	0.00	0.00
	-----	-----
Value of goods disposed at cost		
(B)	0.00	0.00
	-----	-----
COST OF GOODS SOLD (A - B) = (C)	0.00	0.00
	-----	-----
INCOME FROM SALES		

INCOME FROM SALES (D)	0.00	0.00
	-----	-----
SURPLUS		

Income from sales (Total from D)		
Deduct cost of goods sold (Total from C)		
SURPLUS (E)	0.00	0.00
	-----	-----
Gross profit is therefore:	100 %	100 %
$\frac{E \times 100}{C} \quad \%$		
	-----	-----
NET SURPLUS (F)	0.00	0.00
	-----	-----
Total Percentage is therefore:	100 %	100 %
$\frac{F \times 100}{C} \quad \%$		
	-----	-----

3 RSME REGIMENT

PRI

February 2021

	<u>Turnover this month</u>	<u>Turnover year to date</u>
GPF Analysis		
Income		

Voluntary Income	0.00	2,306.34
Activities for Generating Funds	0.00	11,718.20
Investment Income	825.69	1,286.63
Income Resources from Charitable Activiti	714.00	7,850.50
Other Income	0.00	1,175.79
	-----	-----
Total Income excluding transfers	1,539.69	24,337.46
Expenditure		

Investment Management Costs	0.00	0.00
Costs of Generating Funds	0.00	0.00
Charitable Activities	99.00	868.00
Governance Costs	0.00	0.00
Grants and Donations	80.00	2,597.34
Other Costs	1,136.46	5,966.94
	-----	-----
Total Expenditure excluding transfers	1,315.46	9,432.28
Internal Transfers	0.00	0.00
	-----	-----
Gains on revaluation of fixed assets	0.00	0.00
	-----	-----
Unrealised gains/losses on investment asse	0.00	0.00
	-----	-----
GPF Income Over Expenditure	224.23	14,905.18
	-----	-----

3 RSME REGIMENT

PRI

	<u>Turnover this month</u>	<u>Turnover year to date</u>
Restricted Fund Analysis		
Income		

Voluntary Income	0.00	2,200.00
Activities for Generating Funds	0.00	0.00
Investment Income	1.03	380.97
Income Resources from Charitable Activiti	0.00	0.00
Other Incoming Resources	13.26	33,456.36
	-----	-----
Total Income excluding transfers	14.29	36,037.33
Expenditure		

Investment Management Costs	0.00	0.00
Costs of Generating Funds	0.00	0.00
Charitable Activities	970.84	33,068.58
Governance Costs	0.00	0.00
Grants and Donations	381.99	408.99
Other Costs	0.00	679.03
	-----	-----
Total Expenditure excluding transfers	1,352.83	34,156.60
Internal Transfers	0.00	0.00
	-----	-----
Restricted funds Income Over Expenditure	-1,338.54	1,880.73
	-----	-----

3 RSME REGIMENT

PRI

	<u>Turnover this month</u>	<u>Turnover year to date</u>
Designated Funds Analysis		
Income		

Voluntary Income	0.00	0.00
Activities for Generating Funds	0.00	0.00
Investment Income	0.00	0.00
Income Resources from Charitable Activiti	0.00	0.00
Other Incoming Resources	0.00	0.00
	-----	-----
Total Income excluding transfers	0.00	0.00
Expenditure		

Investment Management Costs	0.00	0.00
Costs of Generating Funds	0.00	0.00
Charitable Activities	0.00	0.00
Governance Costs	0.00	0.00
Grants and Donations	0.00	0.00
Other Costs	0.00	0.00
	-----	-----
Total Expenditure excluding transfers	0.00	0.00
Internal Transfers	0.00	0.00
	-----	-----
Designated funds Income Over Expenditur	0.00	0.00
	-----	-----

3 RSME REGIMENT

PRI

	<u>Turnover this month</u>	<u>Turnover year to date</u>
Endowment Funds Analysis		
Income		

Voluntary Income	0.00	0.00
Activities for Generating Funds	0.00	0.00
Investment Income	0.00	0.00
Income Resources from Charitable Activiti	0.00	0.00
Other Incoming Resources	0.00	0.00
	-----	-----
Total Income excluding transfers	0.00	0.00
Expenditure		

Investment Management Costs	0.00	0.00
Costs of Generating Funds	0.00	0.00
Charitable Activities	0.00	0.00
Governance Costs	0.00	0.00
Grants and Donations	0.00	0.00
Other Costs	0.00	0.00
	-----	-----
Total Expenditure excluding transfers	0.00	0.00
Internal Transfers	0.00	0.00
	-----	-----
Endowment funds Income Over Expenditu	0.00	0.00
	-----	-----

3 RSME REGIMENT

PRI

February 2021

	<u>Turnover this month</u>		<u>Turnover year to date</u>	
GPF Analysis				
Income				

Voluntary Income				

G001 GRANTS RETURNED	0.00		1,236.34	
G002 DONATIONS	0.00		720.00	
G003 CORPS GRANTS	0.00		350.00	
		0.00		2,306.34
Activities for Generating Funds				

G055 GAINSHARE	0.00		9,978.20	
G056 DENTAL SALES	0.00		0.00	
G058 MINI BUS HIRE	0.00		1,740.00	
		0.00		11,718.20
Investment Income				

G125 INTEREST	825.69		1,286.63	
		825.69		1,286.63
Income Resources from Charitable Activities				

Trading Income				
G150 SPORT INCOME	112.00		112.00	
G151 PAINTBALL FEES	602.00		7,738.50	
	0.00		0.00	
		714.00		7,850.50
Other Income				

Non Primary Purpose Trading Income				
G300 RESTRICTED IN	0.00		0.00	
G301 SSVC Income	0.00		1,175.79	
		0.00		1,175.79
Internal Transfers In				

G400 TRANSFERS IN	0.00		0.00	
		0.00		0.00
Gains on Revaluation of Fixed Assets				

		0.00		0.00
Unrealised Gains on Investment Assets				

		0.00		0.00
GPF Total Income		1,539.69		24,337.46

3 RSME REGIMENT

PRI

	<u>Turnover this month</u>	<u>Turnover year to date</u>
Expenditure		

Investment Management Costs		

	0.00	0.00
Costs of Generating Funds		

	0.00	0.00
Charitable Activities		

Trading Costs	99.00	99.00
G600 ADV TRG	0.00	0.00
G601 SPORTS EXP	0.00	769.00
G602 RESTRICTED OUT	0.00	0.00
G603 PAINTBALL EXPENSES	0.00	0.00
G633 MOUNTAIN BIKE EXP	0.00	0.00
	99.00	868.00
Governance Costs		

	0.00	0.00
Grants and Donations		

G770 GRANTS	80.00	2,328.34
G772 PRESENTATIONS	0.00	215.00
G777 TAX/BANK CHARGES	0.00	54.00
G779 TPIG HQ RSME	0.00	0.00
	80.00	2,597.34
Other Costs		

Non Primary Trading Costs	0.00	0.00
G800 INSURANCE	0.00	913.87
G802 WRVS/WELFARE EXP	136.46	1,033.66
G805 MINI BUS EXP	0.00	1,431.50
G806 INVESTMENT LOSS	0.00	0.00
G812 XMAS GRANTS	0.00	0.00
G815 DENTAL CENTRE EXP	0.00	0.00
G820 SSVC EXP	0.00	1,587.91
G821 DEPRECIATION	1,000.00	1,000.00
	1,136.46	5,966.94
Internal Transfers Out		

G900 TRANSFERS OUT	0.00	0.00
	0.00	0.00
Unrealised Losses on Investments		

	0.00	0.00
GPF Total Expenditure	----- 1,315.46	----- 9,432.28

3 RSME REGIMENT

PRI

	<u>Turnover this month</u>	<u>Turnover year to date</u>
GPF Income Over Expenditure	----- 224.23 -----	----- 14,905.18 -----

3 RSME REGIMENT

PRI

	<u>Turnover this month</u>	<u>Turnover year to date</u>
Trading Account Analysis -----		
Trading Expenditure -----		
T001 OPENING STOCK	0.00	531.00
T002 PURCHASES	0.00	0.00
T003 CLOSING STOCK	99.00	-432.00
T004 WRITE-OFFS	0.00	0.00
T005 MESS GUESTS	0.00	0.00
T006 DISPOSALS AT COST	0.00	0.00
T007 TRADING EXPENSES	0.00	0.00
	-----	-----
Trading Income -----		
T008 SALES	112.00	112.00
	-----	-----
Income Over Expenditure	13.00	13.00
Non Primary Purpose Trading Analysis -----		
Trading Expenditure -----		
	-----	-----
Trading Income -----		
	-----	-----
Income Over Expenditure	0.00	0.00

3 RSME REGIMENT

PRI

February 2021

	<u>Turnover this month</u>		<u>Turnover year to date</u>	
GPF Analysis				
Income				

Voluntary Income				

G001 GRANTS RETURNED	0.00		1,236.34	
G002 DONATIONS	0.00		720.00	
G003 CORPS GRANTS	0.00		350.00	
		0.00		2,306.34
Activities for Generating Funds				

G055 GAINSHARE	0.00		9,978.20	
G056 DENTAL SALES	0.00		0.00	
G058 MINI BUS HIRE	0.00		1,740.00	
		0.00		11,718.20
Investment Income				

G125 INTEREST	825.69		1,286.63	
		825.69		1,286.63
Income Resources from Charitable Activiti				

Trading Income				
G150 SPORT INCOME	112.00		112.00	
G151 PAINTBALL FEES	602.00		7,738.50	
	0.00		0.00	
		714.00		7,850.50
Other Income				

Non Primary Purpose Trading Income				
G300 RESTRICTED IN	0.00		0.00	
G301 SSVC Income	0.00		1,175.79	
		0.00		1,175.79
Internal Transfers In				

G400 TRANSFERS IN	0.00		0.00	
		0.00		0.00
Gains on Revaluation of Fixed Assets				

		0.00		0.00
Unrealised Gains on Investment Assets				

		0.00		0.00
GPF Total Income		1,539.69		24,337.46

3 RSME REGIMENT

PRI

	<u>Turnover this month</u>	<u>Turnover year to date</u>
Expenditure		

Investment Management Costs		

	0.00	0.00
Costs of Generating Funds		

	0.00	0.00
Charitable Activities		

Trading costs	99.00	99.00
G600 ADV TRG	0.00	0.00
G601 SPORTS EXP	0.00	769.00
G602 RESTRICTED OUT	0.00	0.00
G603 PAINTBALL EXPENSES	0.00	0.00
G633 MOUNTAIN BIKE EXP	0.00	0.00
	99.00	868.00
Governance Costs		

	0.00	0.00
Grants and Donations		

G770 GRANTS	80.00	2,328.34
G772 PRESENTATIONS	0.00	215.00
G777 TAX/BANK CHARGES	0.00	54.00
G779 TPIG HQ RSME	0.00	0.00
	80.00	2,597.34
Other Costs		

Non Primary Trading Costs	0.00	0.00
G800 INSURANCE	0.00	913.87
G802 WRVS/WELFARE EXP	136.46	1,033.66
G805 MINI BUS EXP	0.00	1,431.50
G806 INVESTMENT LOSS	0.00	0.00
G812 XMAS GRANTS	0.00	0.00
G815 DENTAL CENTRE EXP	0.00	0.00
G820 SSVK EXP	0.00	1,587.91
G821 DEPRECIATION	1,000.00	1,000.00
	1,136.46	5,966.94
Internal Transfers Out		

G900 TRANSFERS OUT	0.00	0.00
	0.00	0.00
Unrealised Losses on Investments		

	0.00	0.00
GPF Total Expenditure	1,315.46	9,432.28

3 RSME REGIMENT

PRI

	<u>Turnover this month</u>	<u>Turnover year to date</u>
GPF Income Over Expenditure	----- 224.23 -----	----- 14,905.18 -----

3 RSME REGIMENT

PRI

	<u>Turnover this month</u>	<u>Turnover year to date</u>
Trading Account Analysis -----		
Trading Expenditure -----		
T001 OPENING STOCK	0.00	531.00
T002 PURCHASES	0.00	0.00
T003 CLOSING STOCK	99.00	-432.00
T004 WRITE-OFFS	0.00	0.00
T005 MESS GUESTS	0.00	0.00
T006 DISPOSALS AT COST	0.00	0.00
T007 TRADING EXPENSES	0.00	0.00
	-----	-----
Trading Income -----		
T008 SALES	112.00	112.00
	-----	-----
Income Over Expenditure	13.00	13.00
Non Primary Purpose Trading Analysis -----		
Trading Expenditure -----		
	-----	-----
Trading Income -----		
	-----	-----
Income Over Expenditure	0.00	0.00

3 RSME REGIMENT

PRI

	<u>Turnover this month</u>	<u>Turnover year to date</u>
Restricted Funds Analysis		
Income		

Voluntary Income	0.00	2,200.00
Activities for Generating Funds	0.00	0.00
Investment Income	1.03	380.97
Income Resources from Charitable Activiti	0.00	0.00
Other Incoming Resources	13.26	33,456.36
	-----	-----
Total Income excluding transfers	14.29	36,037.33
Expenditure		

Investment Management Costs	0.00	0.00
Costs of Generating Funds	0.00	0.00
Charitable Activities	970.84	33,068.58
Governance Costs	0.00	0.00
Grants and Donations	381.99	408.99
Other Costs	0.00	679.03
	-----	-----
Total Expenditure excluding transfers	1,352.83	34,156.60
Internal Transfers	0.00	0.00
	-----	-----
Restricted funds Income Over Expenditure	-1,338.54	1,880.73
	-----	-----

3 RSME REGIMENT

PRI

	<u>Turnover this month</u>	<u>Turnover year to date</u>
Designated Funds Analysis		
Income		

Voluntary Income	0.00	0.00
Activities for Generating Funds	0.00	0.00
Investment Income	0.00	0.00
Income Resources from Charitable Activiti	0.00	0.00
Other Incoming Resources	0.00	0.00
	-----	-----
Total Income excluding transfers	0.00	0.00
Expenditure		

Investment Management Costs	0.00	0.00
Costs of Generating Funds	0.00	0.00
Charitable Activities	0.00	0.00
Governance Costs	0.00	0.00
Grants and Donations	0.00	0.00
Other Costs	0.00	0.00
	-----	-----
Total Expenditure excluding transfers	0.00	0.00
Internal Transfers	0.00	0.00
	-----	-----
Designated funds Income Over Expenditur	0.00	0.00
	-----	-----

3 RSME REGIMENT

PRI

	<u>Turnover this month</u>	<u>Turnover year to date</u>
Endowment Funds Analysis		
Income		

Voluntary Income	0.00	0.00
Activities for Generating Funds	0.00	0.00
Investment Income	0.00	0.00
Income Resources from Charitable Activiti	0.00	0.00
Other Incoming Resources	0.00	0.00
	-----	-----
Total Income excluding transfers	0.00	0.00
Expenditure		

Investment Management Costs	0.00	0.00
Costs of Generating Funds	0.00	0.00
Charitable Activities	0.00	0.00
Governance Costs	0.00	0.00
Grants and Donations	0.00	0.00
Other Costs	0.00	0.00
	-----	-----
Total Expenditure excluding transfers	0.00	0.00
Internal Transfers	0.00	0.00
	-----	-----
Endowment funds Income Over Expenditu:	0.00	0.00
	-----	-----

3 RSME REGIMENT

PRI

	<u>Turnover this month</u>	<u>Turnover year to date</u>
Restricted Funds Analysis		
Income		

Voluntary Income		

R300 IVOR BAKER ENGR	0.00	0.00
R301 CO's ENTERTAINMENTS	0.00	0.00
R303 NOT USED	0.00	0.00
R304 RETDU	0.00	0.00
R305 PNCO CLM FUNCTIONS	0.00	0.00
R307 KEY FOBS	0.00	0.00
R308 8 ENGR X GENERAL	0.00	0.00
R309 RETDT GENERAL	0.00	0.00
R310 UOTC WEEKEND	0.00	0.00
R316 CORPS DUTY	0.00	0.00
R325 CLAY SHOOTING	0.00	0.00
R327 MINLEY GOLF	0.00	0.00
R329 HOUSING WELFARE	0.00	0.00
R338 8 ENGR X PREST	0.00	0.00
R339 8 ENGR X COMD ENTS	0.00	0.00
R340 INTEREST	0.00	0.00
R345 55 SQN GENERAL	0.00	0.00
R346 55 SQN MANAGEMENT	0.00	0.00
R347 55 SQN PRESENTATION	0.00	0.00
R348 57 SQN GENERAL	0.00	0.00
R350 63 SQN GENERAL	0.00	0.00
R351 RE VOCATIONAL EDCUATION	0.00	2,200.00
	0.00	2,200.00
Activities for Generating Funds		

R300 IVOR BAKER ENGR	0.00	0.00
R301 CO's ENTERTAINMENTS	0.00	0.00
R303 NOT USED	0.00	0.00
R304 RETDU	0.00	0.00
R305 PNCO CLM FUNCTIONS	0.00	0.00
R307 KEY FOBS	0.00	0.00
R308 8 ENGR X GENERAL	0.00	0.00
R309 RETDT GENERAL	0.00	0.00
R310 UOTC WEEKEND	0.00	0.00
R316 CORPS DUTY	0.00	0.00
R325 CLAY SHOOTING	0.00	0.00
R327 MINLEY GOLF	0.00	0.00
R329 HOUSING WELFARE	0.00	0.00
R338 8 ENGR X PREST	0.00	0.00
R339 8 ENGR X COMD ENTS	0.00	0.00
R340 INTEREST	0.00	0.00
R345 55 SQN GENERAL	0.00	0.00
R346 55 SQN MANAGEMENT	0.00	0.00
R347 55 SQN PRESENTATION	0.00	0.00
R348 57 SQN GENERAL	0.00	0.00
R350 63 SQN GENERAL	0.00	0.00
R351 RE VOCATIONAL EDCUATION	0.00	0.00
	0.00	0.00
Investment Income		

R300 IVOR BAKER ENGR	0.00	0.00

3 RSME REGIMENT

	<u>Turnover this month</u>	<u>Turnover year to date</u>
R301 CO's ENTERTAINMENTS	0.00	0.00
R303 NOT USED	0.00	0.00
R304 RETDU	0.00	0.00
R305 PNCO CLM FUNCTIONS	0.00	0.00
R307 KEY FOBS	0.00	0.00
R308 8 ENGR X GENERAL	0.00	0.00
R309 RETDT GENERAL	0.00	0.00
R310 UOTC WEEKEND	0.00	0.00
R316 CORPS DUTY	0.00	0.00
R325 CLAY SHOOTING	0.00	0.00
R327 MINLEY GOLF	0.00	0.00
R329 HOUSING WELFARE	0.00	0.00
R338 8 ENGR X PREST	0.00	0.00
R339 8 ENGR X COMD ENTS	0.00	0.00
R340 INTEREST	1.03	380.97
R345 55 SQN GENERAL	0.00	0.00
R346 55 SQN MANAGEMENT	0.00	0.00
R347 55 SQN PRESENTATION	0.00	0.00
R348 57 SQN GENERAL	0.00	0.00
R350 63 SQN GENERAL	0.00	0.00
R351 RE VOCATIONAL EDUCATION	0.00	0.00
	1.03	380.97
Income Resources from Charitable Activiti		

R300 IVOR BAKER ENGR	0.00	0.00
R301 CO's ENTERTAINMENTS	0.00	0.00
R303 NOT USED	0.00	0.00
R304 RETDU	0.00	0.00
R305 PNCO CLM FUNCTIONS	0.00	0.00
R307 KEY FOBS	0.00	0.00
R308 8 ENGR X GENERAL	0.00	0.00
R309 RETDT GENERAL	0.00	0.00
R310 UOTC WEEKEND	0.00	0.00
R316 CORPS DUTY	0.00	0.00
R325 CLAY SHOOTING	0.00	0.00
R327 MINLEY GOLF	0.00	0.00
R329 HOUSING WELFARE	0.00	0.00
R338 8 ENGR X PREST	0.00	0.00
R339 8 ENGR X COMD ENTS	0.00	0.00
R340 INTEREST	0.00	0.00
R345 55 SQN GENERAL	0.00	0.00
R346 55 SQN MANAGEMENT	0.00	0.00
R347 55 SQN PRESENTATION	0.00	0.00
R348 57 SQN GENERAL	0.00	0.00
R350 63 SQN GENERAL	0.00	0.00
R351 RE VOCATIONAL EDUCATION	0.00	0.00
	0.00	0.00
Other Incoming Resources		

R300 IVOR BAKER ENGR	0.00	0.00
R301 CO's ENTERTAINMENTS	0.00	500.00
R303 NOT USED	0.00	0.00
R304 RETDU	0.00	0.00
R305 PNCO CLM FUNCTIONS	0.00	1,700.00
R307 KEY FOBS	0.00	0.00
R308 8 ENGR X GENERAL	0.00	0.00
R309 RETDT GENERAL	0.00	0.00
R310 UOTC WEEKEND	0.00	900.00

3 RSME REGIMENT

PRI

	<u>Turnover this month</u>	<u>Turnover year to date</u>
R316 CORPS DUTY	0.00	400.00
R325 CLAY SHOOTING	13.26	19,572.18
R327 MINLEY GOLF	0.00	0.00
R329 HOUSING WELFARE	0.00	2,240.00
R338 8 ENGR X PREST	0.00	40.00
R339 8 ENGR X COMD ENTS	0.00	850.00
R340 INTEREST	0.00	1.02
R345 55 SQN GENERAL	0.00	1,746.66
R346 55 SQN MANAGEMENT	0.00	357.50
R347 55 SQN PRESENTATION	0.00	170.00
R348 57 SQN GENERAL	0.00	850.00
R350 63 SQN GENERAL	0.00	1,929.00
R351 RE VOCATIONAL EDUCATION	0.00	2,200.00
	13.26	33,456.36
Total Income excluding transfers	14.29	36,037.33

3 RSME REGIMENT

PRI

	<u>Turnover this month</u>	<u>Turnover year to date</u>
Expenditure		

Investment Management Costs		

R300 IVOR BAKER ENGR	0.00	0.00
R301 CO's ENTERTAINMENTS	0.00	0.00
R303 NOT USED	0.00	0.00
R304 RETDU	0.00	0.00
R305 PNCO CLM FUNCTIONS	0.00	0.00
R307 KEY FOBS	0.00	0.00
R308 8 ENGR X GENERAL	0.00	0.00
R309 RETDT GENERAL	0.00	0.00
R310 UOTC WEEKEND	0.00	0.00
R316 CORPS DUTY	0.00	0.00
R325 CLAY SHOOTING	0.00	0.00
R327 MINLEY GOLF	0.00	0.00
R329 HOUSING WELFARE	0.00	0.00
R338 8 ENGR X PREST	0.00	0.00
R339 8 ENGR X COMD ENTS	0.00	0.00
R340 INTEREST	0.00	0.00
R345 55 SQN GENERAL	0.00	0.00
R346 55 SQN MANAGEMENT	0.00	0.00
R347 55 SQN PRESENTATION	0.00	0.00
R348 57 SQN GENERAL	0.00	0.00
R350 63 SQN GENERAL	0.00	0.00
R351 RE VOCATIONAL EDUCATION	0.00	0.00
	0.00	0.00
Costs of Generating Funds		

R300 IVOR BAKER ENGR	0.00	0.00
R301 CO's ENTERTAINMENTS	0.00	0.00
R303 NOT USED	0.00	0.00
R304 RETDU	0.00	0.00
R305 PNCO CLM FUNCTIONS	0.00	0.00
R307 KEY FOBS	0.00	0.00
R308 8 ENGR X GENERAL	0.00	0.00
R309 RETDT GENERAL	0.00	0.00
R310 UOTC WEEKEND	0.00	0.00
R316 CORPS DUTY	0.00	0.00
R325 CLAY SHOOTING	0.00	0.00
R327 MINLEY GOLF	0.00	0.00
R329 HOUSING WELFARE	0.00	0.00
R338 8 ENGR X PREST	0.00	0.00
R339 8 ENGR X COMD ENTS	0.00	0.00
R340 INTEREST	0.00	0.00
R345 55 SQN GENERAL	0.00	0.00
R346 55 SQN MANAGEMENT	0.00	0.00
R347 55 SQN PRESENTATION	0.00	0.00
R348 57 SQN GENERAL	0.00	0.00
R350 63 SQN GENERAL	0.00	0.00
R351 RE VOCATIONAL EDUCATION	0.00	0.00
	0.00	0.00
Charitable Activities		

R300 IVOR BAKER ENGR	0.00	0.00
R301 CO's ENTERTAINMENTS	46.80	1,031.09
R303 NOT USED	0.00	0.00

3 RSME REGIMENT

PRI

	<u>Turnover this month</u>	<u>Turnover year to date</u>
R304 RETDU	0.00	0.00
R305 PNCO CLM FUNCTIONS	0.00	0.00
R307 KEY FOBS	0.00	160.00
R308 8 ENGR X GENERAL	0.00	128.75
R309 RETDT GENERAL	0.00	0.00
R310 UOTC WEEKEND	0.00	0.00
R316 CORPS DUTY	0.00	0.00
R325 CLAY SHOOTING	0.00	18,232.32
R327 MINLEY GOLF	0.00	0.00
R329 HOUSING WELFARE	458.60	4,124.85
R338 8 ENGR X PREST	0.00	70.00
R339 8 ENGR X COMD ENTS	0.00	486.40
R340 INTEREST	0.00	0.00
R345 55 SQN GENERAL	239.08	2,531.95
R346 55 SQN MANAGEMENT	0.00	203.00
R347 55 SQN PRESENTATION	0.00	17.50
R348 57 SQN GENERAL	86.37	1,664.19
R350 63 SQN GENERAL	139.99	1,868.53
R351 RE VOCATIONAL EDCUATION	0.00	2,550.00
	970.84	33,068.58
Governance Costs		

R300 IVOR BAKER ENGR	0.00	0.00
R301 CO's ENTERTAINMENTS	0.00	0.00
R303 NOT USED	0.00	0.00
R304 RETDU	0.00	0.00
R305 PNCO CLM FUNCTIONS	0.00	0.00
R307 KEY FOBS	0.00	0.00
R308 8 ENGR X GENERAL	0.00	0.00
R309 RETDT GENERAL	0.00	0.00
R310 UOTC WEEKEND	0.00	0.00
R316 CORPS DUTY	0.00	0.00
R325 CLAY SHOOTING	0.00	0.00
R327 MINLEY GOLF	0.00	0.00
R329 HOUSING WELFARE	0.00	0.00
R338 8 ENGR X PREST	0.00	0.00
R339 8 ENGR X COMD ENTS	0.00	0.00
R340 INTEREST	0.00	0.00
R345 55 SQN GENERAL	0.00	0.00
R346 55 SQN MANAGEMENT	0.00	0.00
R347 55 SQN PRESENTATION	0.00	0.00
R348 57 SQN GENERAL	0.00	0.00
R350 63 SQN GENERAL	0.00	0.00
R351 RE VOCATIONAL EDCUATION	0.00	0.00
	0.00	0.00
Grants and Donations		

R300 IVOR BAKER ENGR	0.00	27.00
R301 CO's ENTERTAINMENTS	0.00	0.00
R303 NOT USED	0.00	0.00
R304 RETDU	0.00	0.00
R305 PNCO CLM FUNCTIONS	0.00	0.00
R307 KEY FOBS	0.00	0.00
R308 8 ENGR X GENERAL	0.00	0.00
R309 RETDT GENERAL	0.00	0.00
R310 UOTC WEEKEND	0.00	0.00
R316 CORPS DUTY	0.00	0.00
R325 CLAY SHOOTING	0.00	0.00

3 RSME REGIMENT

PRI

	<u>Turnover this month</u>	<u>Turnover year to date</u>
R327 MINLEY GOLF	0.00	0.00
R329 HOUSING WELFARE	0.00	0.00
R338 8 ENGR X PREST	0.00	0.00
R339 8 ENGR X COMD ENTS	0.00	0.00
R340 INTEREST	381.99	381.99
R345 55 SQN GENERAL	0.00	0.00
R346 55 SQN MANAGEMENT	0.00	0.00
R347 55 SQN PRESENTATION	0.00	0.00
R348 57 SQN GENERAL	0.00	0.00
R350 63 SQN GENERAL	0.00	0.00
R351 RE VOCATIONAL EDCUATION	0.00	0.00
	381.99	408.99
Other Costs		

R300 IVOR BAKER ENGR	0.00	0.00
R301 CO's ENTERTAINMENTS	0.00	0.00
R303 NOT USED	0.00	0.00
R304 RETDU	0.00	0.00
R305 PNCO CLM FUNCTIONS	0.00	0.00
R307 KEY FOBS	0.00	0.00
R308 8 ENGR X GENERAL	0.00	0.00
R309 RETDT GENERAL	0.00	0.00
R310 UOTC WEEKEND	0.00	0.00
R316 CORPS DUTY	0.00	0.00
R325 CLAY SHOOTING	0.00	493.40
R327 MINLEY GOLF	0.00	0.00
R329 HOUSING WELFARE	0.00	68.26
R338 8 ENGR X PREST	0.00	0.00
R339 8 ENGR X COMD ENTS	0.00	0.00
R340 INTEREST	0.00	0.00
R345 55 SQN GENERAL	0.00	41.91
R346 55 SQN MANAGEMENT	0.00	0.00
R347 55 SQN PRESENTATION	0.00	0.00
R348 57 SQN GENERAL	0.00	38.93
R350 63 SQN GENERAL	0.00	36.53
R351 RE VOCATIONAL EDCUATION	0.00	0.00
	0.00	679.03
	-----	-----
Total Expenditure excluding transfers	1,352.83	34,156.60
Internal Transfers		

R300 IVOR BAKER ENGR	0.00	0.00
R301 CO's ENTERTAINMENTS	0.00	0.00
R303 NOT USED	0.00	0.00
R304 RETDU	0.00	0.00
R305 PNCO CLM FUNCTIONS	0.00	0.00
R307 KEY FOBS	0.00	0.00
R308 8 ENGR X GENERAL	0.00	0.00
R309 RETDT GENERAL	0.00	0.00
R310 UOTC WEEKEND	0.00	0.00
R316 CORPS DUTY	0.00	0.00
R325 CLAY SHOOTING	0.00	0.00
R327 MINLEY GOLF	0.00	0.00
R329 HOUSING WELFARE	0.00	0.00
R338 8 ENGR X PREST	0.00	0.00
R339 8 ENGR X COMD ENTS	0.00	0.00
R340 INTEREST	0.00	0.00

3 RSME REGIMENT

PRI

	<u>Turnover this month</u>	<u>Turnover year to date</u>
R345 55 SQN GENERAL	0.00	0.00
R346 55 SQN MANAGEMENT	0.00	0.00
R347 55 SQN PRESENTATION	0.00	0.00
R348 57 SQN GENERAL	0.00	0.00
R350 63 SQN GENERAL	0.00	0.00
R351 RE VOCATIONAL EDUCATION	0.00	0.00
	0.00	0.00
	-----	-----
Restricted funds Income Over Expenditure	-1,338.54	1,880.73
	-----	-----

3 RSME REGIMENT

PRI

	<u>Turnover this month</u>	<u>Turnover year to date</u>
Designated Funds Analysis		
Income		

Voluntary Income		

	0.00	0.00
Activities for Generating Funds		

	0.00	0.00
Investment Income		

	0.00	0.00
Income Resources from Charitable Activiti		

	0.00	0.00
Other Incoming Resources		

	0.00	0.00
	-----	-----
Total Income excluding transfers	0.00	0.00

3 RSME REGIMENT

PRI

	<u>Turnover this month</u>	<u>Turnover year to date</u>
Expenditure		

Investment Management Costs		

	0.00	0.00
Costs of Generating Funds		

	0.00	0.00
Charitable Activities		

	0.00	0.00
Governance Costs		

	0.00	0.00
Grants and Donations		

	0.00	0.00
Other Costs		

	0.00	0.00
	-----	-----
Total Expenditure excluding transfers	0.00	0.00
Internal Transfers		

	0.00	0.00
	-----	-----
Designated funds Income Over Expenditur	0.00	0.00
	-----	-----

3 RSME REGIMENT

	<u>Turnover this month</u>	<u>Turnover year to date</u>
Endowment Funds Analysis		
Income		

Voluntary Income		

	0.00	0.00
Activities for Generating Funds		

	0.00	0.00
Investment Income		

	0.00	0.00
Income Resources from Charitable Activiti		

	0.00	0.00
Other Incoming Resources		

	0.00	0.00
	-----	-----
Total Income excluding transfers	0.00	0.00

3 RSME REGIMENT

PRI

	<u>Turnover this month</u>	<u>Turnover year to date</u>
Expenditure		

Investment Management Costs		

	0.00	0.00
Costs of Generating Funds		

	0.00	0.00
Charitable Activities		

	0.00	0.00
Governance Costs		

	0.00	0.00
Grants and Donations		

	0.00	0.00
Other Costs		

	0.00	0.00
	-----	-----
Total Expenditure excluding transfers	0.00	0.00
Internal Transfers		

	0.00	0.00
	-----	-----
Endowment funds Income Over Expenditu	0.00	0.00
	-----	-----

Notes to the Accounts (Paras 2 to 12 are to be completed by all funds which have a gross income of £100K or over and those funds already registered with the Charity Regulator, all other funds are to complete Paras 6 and 7 and the declarations at Para 12):

1. Principal Accounting Policies

a. Accounting Convention. The financial statements are prepared under the historical cost convention as modified by the inclusion of investments at market value and in accordance with applicable accounting standards. In preparing the financial statements the charity follows best practice as set out in the Statement of Recommended Practice 'Accounting and Reporting by Charities' (SORP) 2005 (<http://www.charitycommission.gov.uk/investigations/sorp/sorp05docs.asp>)

b. Incoming Resources. Income is recognised in the period in which the charity is entitled to receipt, and the amount can be measured with reasonable certainty. Grants from other agencies including donations and other income from activities are in furtherance of the charity's objects and are part of the general funds of the charity. A restricted fund is only recognised where this is an agreed and explicit condition of the grant or donor.

c. Intangible Income. Due to the close collaborative relationship and the manner in which the charity's activities compliment those of the Army, intangible income, reflected in time and use of premises is not quantifiable or measurable and so is not recognised in the accounts.

d. Resources Expended and Basis of Allocation of Costs. Expenditure is included when incurred or exceptionally where a commitment is made which requires an accrual when payment is to be made in the subsequent accounting period. Similarly, where prepayments are made in recognition of commitments falling due in a subsequent accounting period, the appropriate credit is entered in the accounts and reversed the following year. Grants payable are included in the SOFA when approved by the Managing Trustee. Expenditure is recognised in the period in which it is incurred. The majority of costs are directly attributable to specific activities. Irrecoverable VAT is charged to the activity for which it was incurred.

e. Governance Costs. Governance costs are the costs of professional advice, holding trustee meetings or committee meetings associated with decision making, any fee for audit or independent examination and any fee incurred in the preparation, statutory filing, printing or copying of the annual report and accounts.

f. Capitalisation and Depreciation of Tangible Fixed Assets. All assets having a purchase value of more than £500 are capitalised. The costs of tangible fixed assets are written off by equal annual instalments over their expected useful lives using the following methods of depreciation:

Furniture, fixtures and equipment	-	Straight Line over a period of 2 – 10 years.
Motor vehicles	-	Straight Line over a period of 2 – 10 years.

Assets with a life of more than one year but with a purchase value of below £500 are included within the inventory but the cost is written off in the year it is incurred and is not depreciated over the useful life of the asset. Where the asset is depreciated over a period of more than 10 years, details of the item and period are to be provided following the notes on page 14.

g. Fixed Asset Investments. Fixed asset investments are included at market value at the balance sheet date. Any gain or loss on revaluation is shown in the Statement of Financial Activities (SOFA).

h. Stocks. Purchased stocks are valued at the lower cost or net realisable value making due allowance for any obsolete or slow-moving items.

i. Funds Accounting. Funds held by the charity are:

(1) General Purpose/Unrestricted /Designated Funds. These are funds that can be used in accordance with the charitable objects at the discretion of the Managing Trustee.

Designated funds are unrestricted funds which have been allocated/earmarked for a particular purpose by the Managing Trustee and are to be declared in the Managing Trustees comments in accordance with Para 12 to these notes stating what they are intended to be used for and when.

(2) Endowment Funds. Endowment funds are those investments and other gifts accepted by the unit, the capital sum or property being held in perpetuity and the income only being available for charitable use.

(3) Restricted Funds. These are funds that can only be used for particular restricted purposes within the objects of the charity. Restrictions arise when specified by the donor or when funds are raised for particular restricted purposes. Further explanation of the nature and purpose of each fund is to be included in the notes to the accounts.

j. Heritage Assets. In the course of the unit's history, the charity may have acquired gifts, memorabilia, regalia, silverware, antiques and other historical artefacts in the course of distinguished military service in service of the Crown. The value of these pieces is in large part derived from their close association with Regimental history which precludes the use of conventional valuation techniques being applied. Whilst the objects of the charity do not specifically include preservation and conservation, the pieces represent an essential element of celebrating the unit's history and foster esprit-de-corps. Consequently the Managing Trustee considers the charity to hold heritage assets both for functional use and as an element of national history on behalf of the nation. Heritage assets acquired prior to 1 Apr 06 are therefore not capitalised on the balance sheet but a description of those assets is disclosed as part of the notes to the accounts. Heritage assets acquired after 1 Apr 06 where the purchase price is known and which exceed £500.00 are included in the balance sheet at acquisition value but are not depreciated.

k. Other Costs. Other costs are those costs not incurred in the undertaking of charitable activity in furtherance of the objects of the charity, i.e. the provision of facilities, recreational programmes or activities in furtherance of military efficiency. They are also costs incurred in the making of grants and donations, in the costs of generating funds, i.e. the costs incurred in trading or fundraising undertaken by the charity, or in governance costs.

2. Grants Made. (if total grants are over 5% of the charity's total expenditure).

The charity made the following grants/donations:

Grants to institutions

Name of institutions	Purpose	Total number of grants given	Total amount of grants paid
Total grants to institutions		0.00	0.00

Grants to individuals

Purpose	Total number of grants given	Total amount of grants paid
Total	0.00	0.00

3. Related Party Transactions & Remuneration and Expenses

Whilst the charity has a close working relationship with the Army, there are no transactions with the Army which require disclosure under SORP 2005. The only transactions made by the charity in favour of the unit are wholly attributable to the charitable activities of furthering military efficiency. The Managing Trustee is an officer or equivalent and fulfils the role as trustee in accordance with the applicable laws and regulations. No expenses have been paid to the trustee. In the event that expenses have been paid to the trustee these are disclosed under the Managing Trustee's comments.

4. Analysis of Capital Property

	Fixtures, fittings & equipment	Motor vehicles	Total
	£	£	£
Balance b/f	2000.00	-	2000.00
Purchases	0.00	-	0.00
Sales & W/Os	0.00	-	0.00
Depreciation	1000.00	-	1000.00
Balance c/f	1000.00	-	1000.00

5. Total Value of Investments by Category

	Value £
Carrying value (market value) at beginning of year	26202.00
Add additions to investments at cost (investments purchased)	0.00
Less disposals at carrying value (investments sold)	0.00
Add/(deduct) net gain/(loss) on revaluation (gain/loss at end of accounting period/audit)	658.00
Carrying value (market value) at end of year	26860.00

Breakdown of Market Values at

<u>Year End</u>	GPF/ Unrestricted	Restricted	Endowment	Total value	Income during year
	Value £	Value £	Value £	Value £	Value £
Investment properties					
Investments listed on a recognised stock exchange					
Investments held in unit trusts or other collective investment schemes				Investments are held by Central Bank	
Investments in subsidiary or connected undertakings and companies					
Securities not listed on a recognised Stock Exchange					
Cash held as part of the investment portfolio					
Other investments					
Total					

6. List of Debtors

Debtor	Date of Debt	Amount
See attached Debtors List	See attached Debtors List	1786.44
	Total	1786.44

* There are no amounts falling due after more than one year (delete as appropriate).

7. List of Creditors

Creditor	Date of Credit	Amount
See attached Creditors List	See attached Creditors List	1043.22
	Total	1043.22

* There are no amounts falling due after more than one year (delete as appropriate).

8. Paid Employees

	This year £	Last year £
Gross wages paid	536.10	2,504.24
Employer's National Insurance paid	0.00	0.00
Pension Contributions paid	0.00	0.00
Total staff costs	536.10	2,504.24

Give the number of employees who were engaged in each of the following activities:

	This year	Last year
Costs of generating funds		
Charitable activities	n/a	n/a
Other		
Total		

No individual employee received a salary of over £60000.00

9. Governance Costs

	This year £	Last year £
Audit or independent examination fee	0.00	0.00

10. Restricted/Endowment Funds

Give details of the movements of the individual funds summarised in the restricted and endowment column of the Statements of Financial Activities (SOFA).

Fund Name	Fund Bal B/F 01.03.20	Incoming Resources for period	Outgoing Resources for period	Transfers	Gains and Losses	Fund Bal C/F 28.02.21
Ivor Baker Wards Engraving	27.00		27.00		-27.00	0.00
Co's Entertainments	656.57	500.00	1031.09		-531.09	125.48
RETDU Fund	146.00				0.00	146.00
PNCO CLM	3028.10	1700.00			1700.00	4728.10
Key Fobs	2800.00		160.00		-160.00	2640.00
8 ENGE General Fund	954.89		128.75		-128.75	826.14
RETDU Fund	220.30				0.00	220.30
UOTC Weekend	307.60	900.00			900.00	1207.60
Corps Duty	0.00	400.00			400.00	400.00
Clay Shooting	1219.58	19572.18	18725.72		846.46	2066.04
Housing Welfare	4901.89	2240.00	4193.11		-1953.11	2948.78
8 Engr Presentation Fund	100.00	40.00	70.00		-30.00	70.00
8 Engr Comdr Ents	867.90	850.00	486.40		363.60	1231.50
Interest	0.00	381.99	381.99		0.00	0.00
55 Trg Sqn General Fund	2350.00	1746.66	2573.86		-827.20	1522.80
55 Trg Sqn Management Fund	348.50	357.50	203.00		154.50	503.00
55 Trg Sqn Presentation Fund	425.00	170.00	17.50		152.50	577.50
57 Trg Sqn General Fund	1397.01	850.00	1703.12		-853.12	543.89
63 Trg Sp Sqn General Fund	2192.15	1929.00	1905.06		23.94	2216.09
RE Vocation Education	350.00	4400.00	2550.00		1850.00	2200.00
TOTALS	22292.49	36037.33	34156.60	0.00	1880.73	24173.22

A brief explanation as to the nature and purpose of the charity's Restricted Funds is to be provided.

Name of Restricted Fund	Purpose of fund
Ivor Baker Award Engraving	Fund receives a HQ RSME grant each year to off-set engraving sports various trophies.
CO' Entertainments	Fund receives a Corps grant each year to entertain various guests hosted by the CO or OC's.
RETDU Fund	Funds receives a pri grant each year to off-set soldiers Adv Trg and Dept functions.
PNCO CLM Functions	Fund receives Corps grants each year to off-set regular and reserves Cadre functions.
Key Fobs	Holding fund for Gym key fob deposits.
8 Engr Regt General Fund	Funds receives a pri grant each year to off-set soldiers Adv Trg and Bde functions.
RETDT Fund	Funds receives a pri grant each year to off-set soldiers Adv Trg and Dept functions.
UOTC Weekend	Fund receives Corps grants each year to off-set UOTC Weekend functions.
Corps Duty	Fund receives Corps grants each year to host events which is in the interest of the Corps.
Clay Shooting	Self Funded Club. Account managed by the Clay Shooting members.
Housing Welfare	Money generated from Welfare Grants for refurbishment of the Welfare House and rental fees. Account managed by PRI
8 Engr Bde Presentation	Self Funded. Account managed by PS 8 Engr Bde
8 Engr Bde Comdr Ents	Self Funded. Accountant managed by PS 8 Engr Bde
Interest	Interest is distributed at the end of the financial year to all funds held within Central Bank.
55 Trg Sqn General	Self Funded. Account managed by SHQ.
55 Trg Sqn Management	Self Funded. Account managed by SHQ.
55 Trg Sqn Presentation	Self Funded. Account managed by SHQ.
57 Trg Sqn General	Self Funded. Account managed by SHQ.
63 HQ & Trg Sp Sqn	Self Funded. Account managed by SHQ.
RE Vocation Education	Fund receives Corps grants each year to soldiers on education courses.

11. Heritage Assets.

Heritage assets that are owned by the charity but purchased/acquired prior to 1 Apr 06 are not included in the charity's capital property value (see note 1.j). A list/description of these assets is below:

12. Declarations

All of the charity's commitments are provided for in the accounts.

No guarantees have been given to third parties.

The charity has not received any loans that are outstanding at the year-end and secured on assets.

The charity has not granted any loans to institutions or companies connected with the charity.

The charity did not make any ex-gratia payments during the year.

Sufficient resources are held in an appropriate form to enable each fund to be applied in accordance with the restrictions imposed.

The financial activities, assets and liabilities of all the charity's branches or sections have been included.

The trustees have not changed the year end date or the length of the charity's financial year.

The charity has no designated funds (if there are designated funds the reason for designation and when each designated fund is intended to be used by is to be stated in the Managing Trustee report).

All the charity's operations are continuing operations and there were no operations discontinued or acquired during the year.

No funds (unrestricted, designated, restricted or endowment) are in deficit at the balance sheet date.

The charity has no intangible assets.

There were no inter-fund loans outstanding at the balance sheet date.

None of the charity's functional fixed assets have been re-valued during the year and the charity does not have a policy of revaluation of these assets.

The charity has no subsidiary companies.

The charity has no material fixed assets which have not been capitalised and included in the balance sheet.


No internal transfers have occurred out of restricted/endowment funds. In the event that a transfer has taken place, full details of the reason for the transfer are disclosed in the Managing Trustee's comments on page 18.

All investments held are investment assets in the UK unless otherwise stated.

Additional comments:

Managing Trustee's/Auditors comments are noted, no further comment.

Fund Manager(Regimental Accountant Scheme)/Account Holder (Audit Board Scheme)

Signature:  Date: 23 March 21

Capt A Smith

Managing Trustee's Annual Report and Comments:

Unit: 3 RSME REGIMENT

Address: GIBRALTAR BARRACKS, BLACKWATER, SURREY, GU17 9LP

Charity name and Charity Commission/Regulator registered number: PRI 1129971

Description of the charity's trusts

This should include:

- a. Details, including date if known of the charity's governing document (e.g. trust deed, will, constitution etc); and
- b. A brief explanation of the charity's objects.

Where applicable, you may choose to give details of any specific investment powers of the charity.

Governing Document (e.g. Trust Deed, Constitution)	MOD Constitution adopted on 12 May 2009 Queen Regulations 1975 Army General Administration Instructions Service Funds Regulations
--	--

Objects of the Charity	The promotion of efficiency of the Armed Forces of the Crown by the provision and support of facilities and activities for the efficiency and well-being of service personnel.
------------------------	--

Explain briefly how trustees are elected or appointed and details of any induction and trustee training attended.

Trustee selection method	1. On appointment of Commanding Officer.
--------------------------	--

Trustee induction and training	Commanding Officers designate course and Governing Documents. Initial brief by Internal Auditor and Senior Fund Manager.
--------------------------------	---

Explain about what the charity is trying to do and how it is going about it. You are only required to provide a brief summary of the main activities and achievements of the charity during the year in relation to its objects.

Summary of main activities in relation to the Charity's objects	<ol style="list-style-type: none"> 1. Supporting Adventure Training Exercises. 2. Sports Activities. 3. Supporting Regimental Events.
Summary of main achievements of the Charity during the year	<ol style="list-style-type: none"> 1. Regimental Fireworks Display in November. 2. Station Families Day in June/July 3. Ex Minley Powder (Ski Adventure Training). <p>(All events/activities were cancelled due to the pandemic)</p>

Provide a brief review of the financial position of the charity. This should include the principal types of income.

Financial Review	<p>The charitable activities were largely funded by sports subscriptions, gain share, Corps and Welfare grants.</p> <p>Expenditure was generally on welfare projects for soldiers, including sport, adventure training, leisure, ie SSVC and welfare services.</p>
------------------	--

The Managing Trustee should give in their report a description of the following policies:

- a. For the selection of investments for the charity.
- b. For determining the level of income reserves held, stating and explaining the level of reserves held.
- c. Where grants are made by the charity, the selection of individuals and institutions who are to receive grants out of the assets of the charity.

Financial reserves policy	There are sufficient reserves to meet immediate contingencies.
---------------------------	--

Investments selection policy and performance of those investments.	<p>The PRI receives investment income from the Central Bank account based upon the average sum held (generally about 0.5%) over the period.</p> <p>The fund also invested the sum of £25,000 in Sept 18, this has increased to £26860.00 at the end of this financial year.</p>
--	---

Provide the name of all trustees/the Managing Trustee(s) during the report year.

Managing Trustee's name/trustees' names	From: 01.03.20	To: 28.02.21	Name: Lt Col C L James
---	----------------	--------------	------------------------

Serious Incidents	None
-------------------	------

Public Benefit Statement	<p>This fund provides public benefit by assisting service personnel to more effectively perform their roles within the Armed Forces of the Crown. It does this by <i>providing and supporting sporting and adventure training activities</i>. This assistance enables service personnel to face the challenges and danger associated with military service by developing and maintaining <i>teamwork; skills; fitness; confidence, character, spirit and attitude; and morale*</i>. As a result the fund promotes the efficiency of the Armed Forces of the Crown by enhancing the British Army's capability to undertake the roles demanded of it including the defence of the United Kingdom and its interests.</p> <p>(I confirm that I have paid due regard to the Charity Commission of England and Wales's guidance on public benefit when deciding what activities the charity should undertake.)</p>
--------------------------	--

*delete as appropriate.

Additional comments (include any declarations which were not correct (Pg 12/13)):

Auditors comments are noted, please ensure the appropriate action is taken regarding the RHQ and cookhouse property.

Managing Trustee Signature:.....
Lt Col C L James




Date: 23 3 21.....

Internal Auditor's/Audit Board Report

1. I have examined the books of account and records from which the final accounts were prepared and have obtained all the information and explanations that were necessary for the purpose of our internal audit.
2. I certify that end of period checks have been conducted in accordance with Service Funds Regulations.
3. Subject to the observations given below we are satisfied that proper books of account have been kept and that the final accounts give a true and fair view of the results of transactions over the period and of the state of the fund's as at the date of the balance sheet. Subject also to observations we are satisfied that cash and bank balances and stock on hand have been properly checked at prescribed intervals and that adequate insurance exists.
4. I have stamped and signed the original books of account and the original records have been checked.
5. I have made the following observations whilst carrying out the internal audit:
 - a. Previous observations have been actioned (list those observations outstanding).
 - b. Creditors: Some creditors are over 3 months old as the events were postponed due to the pandemic, these will be cleared later in the year. The Fund Manager should continue to review each month.
 - c. Debtors: It is noted that 2 floats were not paid in at the end of the financial year. £500 for SSVC float was due to the manager having to shield at home, £100 for 63 Sqn float was due to the Sqn 2IC being away on course. £1186.44 for the projector lamp has since been cleared in the new audit period.
 - d. General: The fund is well managed and is in a reasonable strong financial position. Most events/activities were cancelled due to the pandemic.
 - e. Property: A 100% property check was conducted. It is noted that some property items for RHQ could not be found due to the items being stored in boxes in various locations on camp while RHQ is undergoing a refurbishment programme. It is recommended that the property items are located and stored into one location for accounting ability and of ease of future checks. Some items listed in the property book needed to be updated. It is recommended that the missing items are to be removed from the property book. It is also recommended that a tighter control of items in and out of the cookhouse/guardroom is set in place by notifying the Regimental Accountant in writing of any new items added or transferred to other units.

Signed:

Internal Auditor: 
Mrs A Burton

Associated Auditor: 
WO1 (SMI) W Floyd

Associated Auditor: 
SSgt G Jones

Comd/SO2 SPS – Independent Examiner’s Report on the Accounts, and Comments

Respective Responsibilities of Trustees and Examiner

The Charity’s Trustees are responsible for the preparation of the accounts. The Charity’s Trustees consider that an audit is not required for this year (under section 43(2) of the Charities Act 1993 (the Act) and that an independent examination is needed.

It is my responsibility to:

- a. Examine the accounts (under section 43(3)(a) of the Act).
- b. Follow the procedures laid down in the General Directions given by the Charity Commissioners (under section 43(7)(b) of the Act).
- c. State whether particular matters have come to my attention.

Basis of Independent Examiner’s Statement

My examination was carried out in accordance with General Directions given by the Charity Commissioners. An examination includes a review of the accounting records kept by the charity and a comparison of the accounts presented with those records. It also includes consideration of any unusual items or disclosures in the accounts, and seeking explanations from the trustees concerning any such matters. The procedures undertaken do not provide all the evidence that would be required in an audit, and consequently I do not express an audit opinion on the accounts.

Independent Examiner’s Statement

In connection with my examination, no matter has come to my attention (other than that disclosed overleaf*):

- a. Which gives me reasonable cause to believe that in any material respect the requirements:
 - (1) To keep accounting records in accordance with section 41 of the 1993 Act:
 - (2) To prepare accounts which accord with the accounting records and comply with the accounting requirements of the Act:

have not been met.

- b. To which, in my opinion, attention should be drawn in order to enable a proper understanding of the accounts to be reached.

* Delete as applicable.

Comd/SO2 SPS – Independent Examiner’s Report on the Accounts, and Comments


Disclosure Section (Only to be completed if the examiner needs to highlight material problems/discrepancies)

Give here brief details of any items that the examiner wishes to disclose

Comd/SO2 SPS Comments – PRI

1. The PRI bank figures is not the same as the Central Bank figure, this discrepancy must be investigated.
2. There are a couple of Restricted funds that have had no movement over this 12-month period, if these funds are no longer required, they should be closed.
3. Comments made by the IA are acknowledged. There are no further comments.

Independent Examiner’s Signature



Name Mai G Mallett AGC(SPS)

Date

20 Jul 21

Appointment SO2 SPS 8 Engr Bde

Trading Account details:

Title of Trading Account	Gross Percentage Profit	
	Current	Previous
N/A Belongs to 55 Sqn not Regtl pri.	-	-