

# THE PAROCHIAL CHURCH COUNCIL OF THE ECCLESIASTICAL PARISH OF ST JOHN THE BAPTIST, SPALDING, LINCOLNSHIRE

England & Wales - Charity number 1127799

## Details

---

**Other names** ST JOHN'S PCC, SPALDING

**Status** Registered

**Legal form** Previously excepted

**Registered** 2009-01-30

**Register** [View on the Charity Commission register](#)

## Contact

---

**Address** St. John The Baptist Church  
Hawthorn Bank  
Spalding  
Lincolnshire  
PE11 1JQ

**Phone** 01775 718237

**Email** [parishoffice@stjohnsspalding.org](mailto:parishoffice@stjohnsspalding.org)

**Website** [www.stjohnsspalding.org](http://www.stjohnsspalding.org)

## Activities

---

**Objects:** Promoting in the ecclesiastical parish the whole mission of the Church.

**Activities:** Regular public worship open to all. Provide sacred space for personal prayer & contemplation. Pastoral work inc visiting sick and bereaved. Teaching Christianity via sermons, courses & groups. Religious assemblies in schools. Christian based after school clubs. Promoting Christianity & Mission via activities for seniors, parents, toddlers, special needs groups, etc. Supporting other UK charities.

## Classification

---

- **How:** Makes Grants To Organisations, Provides Human Resources, Provides Buildings/facilities/open Space, Provides Services
- **What:** Religious Activities
- **Who:** The General Public/mankind

## Geography

---

- **Area of benefit:** UNDEFINED. IN PRACTICE, LOCAL.
- Lincolnshire

## Finances

---

| Period end | Income   | Expenditure | Assets | Employees |
|------------|----------|-------------|--------|-----------|
| 2024-12-31 | £126,818 | £121,582    | -      | -         |
| 2023-12-31 | £128,087 | £119,407    | -      | -         |
| 2022-12-31 | £141,950 | £127,702    | -      | -         |
| 2021-12-31 | £85,046  | £67,488     | -      | -         |
| 2020-12-31 | £62,646  | £58,205     | -      | -         |

## Trustees

| Name                         | Role | Appointed  |
|------------------------------|------|------------|
| David Grimshaw               |      | 2022-04-24 |
| Elizabeth Lennie             |      | 2024-01-21 |
| Emma Davison                 |      | 2025-11-17 |
| Freda Hilliar                |      | 2024-04-21 |
| HILARY ANNE MORIATY          |      | 2018-04-16 |
| Jackie McPherson             |      | 2025-05-18 |
| Jacqueline Owens             |      | 2020-08-24 |
| Maria Ann Stone              |      | 2021-05-23 |
| Mark Ellis                   |      | 2025-05-18 |
| Michael Moriaty              |      |            |
| Paul Jonathan Wilson         |      | 2022-04-24 |
| Rebecca Clark                |      | 2026-02-09 |
| Rev Gregory Simon Bannister  |      | 2021-02-22 |
| Rev Patricia Willson         |      | 2019-05-20 |
| Rev Richard Jonathan Knowles |      | 2023-07-17 |
| Rev Sophie Claire Bannister  |      | 2021-02-22 |
| Sally Knowles                |      | 2026-05-18 |
| Sarah Margaret Grimshaw      |      | 2022-04-24 |
| Stuart Leslie Parkin         |      | 2024-04-21 |
| YVONNE LEIGH EDGOOSE         |      |            |

---

# Accounts

---

# The Parochial Church Council of the Ecclesiastical Parish of St John the Baptist, Spalding, Lincolnshire

Registered Charity number 1127799

## ANNUAL REPORT AND FINANCIAL STATEMENTS OF THE PAROCHIAL CHURCH COUNCIL

FOR THE YEAR ENDED 31 DECEMBER 2024



### **Priest in Charge:**

Revd G S Bannister

### **Principal Bankers:**

Lloyds Bank plc  
Hall Place  
Spalding  
Lincolnshire

### **Independent Examinars:**

Duncan and Toplis Limited  
Chartered Accountants  
Enterprise Way  
Pinchbeck  
Spalding  
Lincolnshire

**The Parochial Church Council of the Ecclesiastical Parish of  
St John the Baptist, Spalding, Lincolnshire  
FOR THE YEAR ENDED 31 DECEMBER 2024**

**Parochial Church Council ("PCC") Members serving during 2024**

Ex Officio Members

|                              |                      |                                     |
|------------------------------|----------------------|-------------------------------------|
| <i>Priest in Charge:</i>     | Rev Greg Bannister   | (SC) (FC)                           |
| <i>Curate:</i>               | Rev Richard Knowles  | (SC)                                |
| <i>NS Assistant Priest:</i>  | Rev Sophie Bannister |                                     |
| <i>Hon Assistant Priest:</i> | Rev Pat Willson      | (SC)                                |
| <i>Churchwardens:</i>        | Mr David Grimshaw    | (SC) (FC) ( <i>PCC Vice Chair</i> ) |

*Elected Representatives on the Deanery Synod until 2026 APCM*

Ms Maria Stone  
Mrs Sarah Grimshaw

PCC Elected Members: (All Elected at APCM on 21st April 2024 - on a rolling 3 year basis)

|                        | Until<br>APCM of |   |
|------------------------|------------------|---|
| Mrs Yvonne Edgoose     | 2025             |   |
| Mr Mark Ellis          | 2025 (FC) (SC)   | ( <i>PCC Treasurer May - December</i> ) |
| Mrs Sarah Grimshaw     | 2027             |   |
| Mrs Freda Hilliar      | 2027 (SC)        | ( <i>PCC Secretary until 21/4/24</i> )  |
| Mrs Betty Lennie       | 2027             |   |
| Mrs Julie Millington   | 2025 (FC)        | ( <i>PCC Assistant Treasurer</i> )      |
| Mrs Hilary Moriaty     | 2027             |   |
| Mr Michael Moriaty     | 2025 (SC) (FC)   |   |
| Mrs Jacky Owens        | 2026             |   |
| Mr Stuart Parkin       | 2026             |   |
| Miss Elizabeth Roberts | 2027             |   |
| Mrs Margaret Smith     |                  | <i>until 21/4/24</i>                    |
| Mr Christopher Wood    | 2026             |   |
| Mr Paul Wilson         | 2026             |   |

PCC co-opted Secretary Mrs Allison Willson (*from 21/4/24*)

(SC) indicates Standing Committee member

(FC) indicates Finance Committee member

**PCC Meetings**

The full PCC met 10 times during the year and the average attendance was 80% (2023: 11 times and 78%)

The standing committee met 0 times in 2024 (2023:1 time) The finance committee met 5 times in 2024.

**CONTENTS OF THIS REPORT:**

|   | <b>Page</b> |
|---|-------------|
| Trustees Annual Report                  | 3 - 5       |
| Receipts and Payments                   | 6           |
| Statement of Assets and Liabilities     | 7           |
| Notes to the Accounts                   | 8-12        |
| Independent Examiner's Report           | 13          |
| Receipts and Payments Account in Detail | 14          |
| Summary of Assets and Liabilities       | 15          |

# THE PAROCHIAL CHURCH COUNCIL OF THE ECCLESIASTICAL PARISH OF ST JOHN THE BAPTIST, SPALDING ANNUAL REPORT FOR THE YEAR ENDED 31 DECEMBER 2024

---

## STRUCTURE, GOVERNANCE AND MANAGEMENT

The method of appointment of PCC members is set out in the Church Representation Rules. All church attendees are encouraged to register on the Church Electoral Roll and to attend and vote at the Annual Parochial Church Meeting (APCM). The PCC is registered as a Charity. The Registered Charity Number is 1127799.

---

## OBJECTS AND ACTIVITIES

St. John the Baptist Parochial Church Council ("PCC") has the responsibility of co-operating with the Minister in charge of the Parish in promoting within the ecclesiastical parish the whole mission of the Church, pastoral, evangelistic, social and ecumenical. They also have maintenance responsibilities for the Parish Church of St. John the Baptist, Hawthorn Bank, Spalding, Lincolnshire.

---

## PUBLIC BENEFIT

The PCC considers that:-

- the operation of the Parish Church and its public acts of Christian Worship;
- its delivery of Baptism, Marriage and Funeral Services to any resident of the ecclesiastical parish;
- its involvement with three primary schools within its parish boundary;
- the use of its Lounge by local organisations and societies and regularly as a polling station; and the increasing use of its flexible church space for local community purposes; and
- the general spiritual support and teaching that it provides and offers to its members and to the local community;

combine to fully satisfy the requirement that, as a registered charity, the public benefit from its existence and its operation.

The members have had regard to the Charity Commission guidance on public benefit.

---

## MEMBERSHIP

Members of the PCC are either ex officio or elected by the APCM in accordance with the Church Representation Rules. The members of the PCC during 2024 are set out on the previous page. The members of the PCC are the Trustees of the registered charity.

---

## COMMITTEES

The PCC operates with two sub-committees together with additional ad hoc committees and teams which meet between full PCC meetings as the need arises:

*Standing Committee:* This is the only committee required by law. It has power to transact the business of the PCC between PCC meetings, subject to any directions given by the PCC. The committee met 0 times during 2024.

*Finance Committee:* This committee maintains an overview of the PCC's finances but has no executive powers.

---

---

## ACHIEVEMENTS AND PERFORMANCE

### *Church Electoral Roll ("CER") and church attendance*

At the end of 2024 there were 113 people on the CER (2023: 115), 38 of whom are not resident within the parish (2023: 27).

Details of Service of Public Worship conducted in addition to services at all the major Christian festivals are set out in the Review of the Year on page 4 of this financial pack.

### *PCC Meetings*

The full PCC met 10 times during the year and the average attendance was 80%. (2023: 11 times and 78%). The Standing committee met 0 times during the year (2023: 1 times).

### *Financial Review*

The full financial position is set out in the accounts on pages 6 to 15 of this annual report pack.

During 2024 our normal annual income amounted to £82,176 exceeding our normal annual expenditure of £81,769 by £407. We ended 2024 with general and designated reserves of £80,834 and restricted reserves of £23,965 making total reserves of £104,799.

### *Reserves Policy*

St John's PCC targets to hold general unrestricted reserves equivalent to approximately 6 months normal income/expenditure at any time although this will be exceeded if additional reserves are being accumulated to fund future capital projects and/or major repairs. The unrestricted reserves at 31 December 2024 amounted to £59,090 which adequately satisfied this policy.

We are presently receiving grant funding as part of the Church of England Strategic Development Fund (SDF) project and monies for that purpose are accounted for as a new Restricted Fund.

Our Restricted Funds total £23,965 and comprise the "Langford Legacy" which can only be expended on "The Church building and its interior" of £21,944; a fund specifically set up for direct local charitable grants to be expended at the Vicar's discretion, "The Vicar's Discretionary Fund" of £51; Children and Families fund of £983; and funds held for third parties totalling £222 and other restricted funds totalling £765.

Reserves that are not required for immediate expenditure are held on deposit with the CCLA CBF C of E Deposit Fund.

---

## **Review of the Year ended December 2024**

2024 was a good year for St John's with much we can look back on and give thanks to God for.

### **Our pattern of worship Services.**

Our traditional services continued to meet regularly according to the pattern we ended 2023 on:

Sunday 8am spoken communion -twice a month  
Sunday 10:45 choral communion –weekly  
Thursday 10am spoken communion in the Church Lounge – weekly.

Over the course of 2024 the 9:15 informal service, which we initially trialled from September 2023, really became an established part of the worshipping life of St John's. We hope this broadening of the styles of worship on offer at St John's will mean we can encourage Christian faith through our services to a wider range of people. Most 9:15 services were Services of the Word with a contemporary band, preschoolers creche and a children's church group for primary school children. Roughly once every four to six weeks we celebrated Communion in a 9:15am All Age Service.

With this variety in worshipping styles, it has been and remains important that we remember we are one church not several. To that end we held 'All together' services on some Sundays at 10am where we gathered for a single service that brought together different elements from across the various traditions represented at St John's. For example, it was a joy to worship together on Harvest Sunday and then to have members of different congregations enjoy a harvest lunch together afterwards.

I'm grateful to my colleagues Pat, Richard and Sophie for their help in taking services, whatever the flavour and day and time, and under God thereby sustaining and encouraging the worshipping life of St John's.

We also held services that reached out to the wider community: the weather was finally good for the summer BBQ service in the vicarage garden; our All Souls service was appreciated by those who came; we enjoyed good attendance at our Christmas services with our Christingle service well supported by St John's School Choir, Rainbows and friends from the Polish Community; and our service of lessons and carols featured the St John's Choir, the Spalding Community Choir, singing another new carol written

by their director Zeph Churchill, and a performance by Jack and Sally Knowles.

### **People News.**

January 2024 saw the appointment of two new members of staff. Allison Willson was hired as our Church Administrator and Anthony Horton was appointed as our Children and Families Worker. For them both it was less a matter of joining St John's as coming back to St John's since they had both previously attended the 9:30 All Age Services set up by Peter Garland. Allison and Anthony both settled into their respective roles very quickly and as competent team-players they have both made a significant impact on church life in the last 11 months.

Allison, under the supervision of Dave Grimshaw, has taken on the day to day running of most of the administration related to church, along with being PCC secretary as well as drawing on her past experience working in banking to help out with the Treasurers team.

Anthony has overseen the delivery of our children's groups on Sundays, given our toddler group a complete refresh including building in elements of preschool/nursery/Reception curriculum into each session. Additionally, he started a monthly Saturday Dad's and children's outreach (Who let the dads out?) and a growing and lively youth group (TREK). He has also been delivery Collective Worship in St John's school weekly as well as helping teach RE lessons as and when asked. As if that wasn't enough, he has also run two holiday clubs and other outreach events like a very well attended Light Party on Halloween and Nativity Escape Room.

### **Church Building.**

Our building remains in essentially good condition – though the holes in the roof do need fixing. In addition to hosting church worship, it has been good to welcome St John's Primary School into the building for lessons and end of term services. We were also able to host special Mothers' Day and Fathers' Day events for the school. Both of these events were greatly appreciated by those who attended. As a church we also hosted a variety of other social and community events including the monthly Friday games afternoon, the annual Summer and Christmas Fayres, a harvest lunch etc... But for me the highlights were a wonderful Ceilidh in the Autumn and an iSingPOP concert in November. I would like to express on the record my gratitude to Hilary Moriarty and the hospitality and fundraising teams for all their efforts in this regard.

### Church Lounge

Throughout 2024 the church lounge continued to be a happy home for the Tuesday Drop-in coffee morning and Thursday's communion services. A fortnightly Bible Study also ran on Thursday mornings after the communion service and by the end of 2024 the group had worked through the book of Acts. On Thursdays when there wasn't a Bible study, the lounge was also host to a daytime Alpha Course and then the Prayer Course. The Rainbows and Brownies continued to hire the hall and fill it with fun on Monday and Thursday evenings. We also continued to hire out the lounge to the Tollgate WI for the first part of the year until they decided they wanted to meet in the daytime.

### Schools

The church's link with St John's primary school continues to grow; leading collective worship, a weekly Monday afternoon fun challenge, RE lessons, end of term services and also hosting several uniform sales. During 2024 the school's foundation governors were as follows: Michael Moriarty (chair and then deputy chair), Rev Greg (ex officio), Jackie McPherson, Angela Marshall, Maryana Prots, and Rachel Wilson. We were also able to welcome Monkhouse Primary School for an RE lesson furthermore Anthony Horton has returned to the parish school to deliver collective worship there too.

### Other Ministries and events

Over the course of 2024 a number of small groups/activities ran: We have continued to offer the Alpha Course to those enquiring about Christian faith and/or looking for a refresher on the basics. We have also run the Prayer Course, the Bible Course and one Alpha cohort have gone on to form a fellowship group that now meets in church on Tuesday nights. The Wednesday night homegroup continued to meet regularly. Once a month there have also been prayer and praise meetings on a Wednesday night and 'termly' Saturday Night worship nights have also been held often with visiting speakers.

The Little Seeds toddler group continued to grow and develop both momentum and critical mass. However, it was decided that the Little Songs singing group had run its course and ended on a high with a joyous Christmas special in December.

Other 'fixtures' in the church's year including the annual fundraisers of the Summer and Christmas Fayre's, which continued to provide opportunities to engage the local community as well as raising funds for the church's ministry. A lunch to fundraise for

the leprosy mission took place as did other lunches that have nourished our community life as well as our stomachs, most notably the harvest lunch.


The St John's clergy team continued to carry out the occasional offices of baptisms, weddings and funerals. Ministry to care homes continued with monthly services in: Ashwood House, The Bungalow (a new and lay-facilitated initiative) and Southfield House. Clergy exercised a one-to-one visiting ministry in several other care homes including St John's.

The mothers' union fellowship group continued to meet providing an opportunity for encouragement and fellowship for its members.

The Parish Magazine continues to encourage its readership under the able editorial eye of Chris Wood.

Sorry if your activity has been omitted in this all too brief overview of the life of a busy church! St John's is so much more than a list of activities, it's a spiritual family and a living community of faith. Thank you to Dave Grimshaw and the PCC for their service, wisdom and support in 2024.

**Reverend G S Bannister** (Vicar and PCC Chair)



Dated: 22 APRIL 2025


**THE PAROCHIAL CHURCH COUNCIL OF THE ECCLESIASTICAL PARISH OF  
ST JOHN THE BAPTIST, SPALDING  
RECEIPTS AND PAYMENTS ACCOUNTS  
FOR THE YEAR ENDED 31 DECEMBER 2024**

|  | Note | Unrestricted<br>Funds<br>£ | Designated<br>Funds<br>£ | Restricted<br>Funds<br>£ | Endowmen<br>Funds<br>£ | Total Funds    |                |
|--|------|----------------------------|--------------------------|--------------------------|------------------------|----------------|----------------|
|  |      |                            |                          |                          |                        | 2024<br>£      | 2023<br>£      |
| <b>RECEIPTS</b>  |      |                            |                          |                          |                        |                |                |
| Voluntary income   | 2(a) | 65,561                     | 260                      | 35,188                   | -                      | 101,009        | 102,629        |
| Activities for generating funds  | 2(b) | 8,283                      | -                        | 751                      | -                      | 9,034          | 9,472          |
| Income from investments  | 2(c) | 2,789                      | -                        | 1,075                    | -                      | 3,864          | 2,342          |
| Income from church activities  | 2(d) | 5,283                      | -                        | -                        | -                      | 5,283          | 6,935          |
| Collected for third parties  | 2(e) | -                          | -                        | 7,628                    | -                      | 7,628          | 6,709          |
| <b>TOTAL RECEIPTS</b>  |      | <b>81,916</b>              | <b>260</b>               | <b>44,642</b>            | <b>-</b>               | <b>126,818</b> | <b>128,087</b> |
| <b>PAYMENTS</b>  |      |                            |                          |                          |                        |                |                |
| Church activities  | 3(a) | 80,146                     | 135                      | 32,072                   | -                      | 112,353        | 111,954        |
| Fund raising costs   | 3(b) | 1,488                      | -                        | -                        | -                      | 1,488          | 1,099          |
| Paid for third parties   | 3(c) | -                          | -                        | 7,741                    | -                      | 7,741          | 6,354          |
| <b>TOTAL PAYMENTS</b>  |      | <b>81,634</b>              | <b>135</b>               | <b>39,813</b>            | <b>-</b>               | <b>121,582</b> | <b>119,407</b> |
| <b>EXCESS OF RECEIPTS OVER<br/>PAYMENTS</b>                            |      | <b>282</b>                 | <b>125</b>               | <b>4,829</b>             | <b>-</b>               | <b>5,236</b>   | <b>8,680</b>   |
| <b>FUNDS TRANSFER</b>  |      | <b>-</b>                   | <b>-</b>                 | <b>-</b>                 | <b>-</b>               | <b>-</b>       | <b>-</b>       |
|  |      | <b>282</b>                 | <b>125</b>               | <b>4,829</b>             | <b>-</b>               | <b>5,236</b>   | <b>8,680</b>   |
| <b>OPENING CASH AT BANK AND IN HAND<br/>AT 1 JANUARY 2024 (2024)</b>   |      | <b>58,807</b>              | <b>21,619</b>            | <b>19,137</b>            | <b>-</b>               | <b>99,563</b>  | <b>90,884</b>  |
| <b>CLOSING CASH AT BANK AND IN HAND<br/>AT 31 DECEMBER 2024 (2024)</b> |      | <b>59,089</b>              | <b>21,744</b>            | <b>23,966</b>            | <b>-</b>               | <b>104,799</b> | <b>99,564</b>  |

**THE PAROCHIAL CHURCH COUNCIL OF THE ECCLESIASTICAL PARISH OF  
ST JOHN THE BAPTIST, SPALDING  
STATEMENT OF ASSETS AND LIABILITIES AS AT 31 DECEMBER 2024**

|                                  | Note                              | Unrestricted<br>Funds<br>£ | Designated<br>Funds<br>£ | Restricted<br>Funds<br>£ | Endowment<br>Funds<br>£ | Total Funds    |                |               |
|----------------------------------|-----------------------------------|----------------------------|--------------------------|--------------------------|-------------------------|----------------|----------------|---------------|
|                                  |                                   |                            |                          |                          |                         | 2024<br>£      | 2023<br>£      |               |
| <b>PRINCIPAL MONETARY ASSETS</b> |                                   |                            |                          |                          |                         |                |                |               |
| Cash at bank and in hand         | 6                                 | 59,089                     | 21,744                   | 23,967                   | -                       | 104,800        | 99,563         |               |
| <b>Total Monetary Assets</b>     |                                   | <b>59,089</b>              | <b>21,744</b>            | <b>23,967</b>            | <b>-</b>                | <b>104,800</b> | <b>99,563</b>  |               |
| <b>OTHER MONETARY ASSETS</b>     |                                   |                            |                          |                          |                         |                |                |               |
| Income tax recoverable           |                                   | 2,885                      | -                        | -                        | -                       | 2,885          | 949            |               |
| Monies Due                       |                                   | 0                          | -                        | -                        | -                       | -              | 3,042          |               |
| <b>Total monies owed</b>         |                                   | <b>2,885</b>               | <b>-</b>                 | <b>-</b>                 | <b>-</b>                | <b>2,885</b>   | <b>3,991</b>   |               |
| <b>MONETARY LIABILITIES</b>      |                                   |                            |                          |                          |                         |                |                |               |
| Third party monies               |                                   | (60)                       | -                        | 222                      | -                       | 162            | -              |               |
| Monies owed                      |                                   | 1,433                      | -                        | -                        | -                       | 1,433          | 1,225          |               |
| <b>Total monies owed</b>         |                                   | <b>1,373</b>               | <b>-</b>                 | <b>222</b>               | <b>-</b>                | <b>1,595</b>   | <b>1,225</b>   |               |
| <b>PARISH FUNDS</b>              |                                   |                            |                          |                          |                         |                |                |               |
| <b>Unrestricted Funds</b>        |                                   |                            |                          |                          |                         |                |                |               |
| Designated Funds                 | Fabric Fund                       | 8                          | -                        | 21,248                   | -                       | -              | 21,248         | 21,248        |
| Designated Funds                 | Flower Fund                       | 8                          | -                        | 496                      | -                       | -              | 496            | 371           |
|                                  | <b>Total Designated Funds</b>     |                            | <b>-</b>                 | <b>21,744</b>            | <b>-</b>                | <b>-</b>       | <b>21,744</b>  | <b>21,619</b> |
| General Fund                     |                                   | 8                          | 59,090                   | -                        | -                       | -              | 59,090         | 58,807        |
|                                  | <b>Total Unrestricted Funds</b>   |                            | <b>59,090</b>            | <b>21,744</b>            | <b>-</b>                | <b>-</b>       | <b>80,834</b>  | <b>80,426</b> |
| <b>Restricted Funds</b>          |                                   |                            |                          |                          |                         |                |                |               |
|                                  | Langford Legacy Fund              | 7                          | -                        | -                        | 21,944                  | -              | 21,944         | 20,869        |
|                                  | Vicar's Discretionary Fund        | 7                          | -                        | -                        | 51                      | -              | 51             | 51            |
|                                  | Leprosy Mission                   | 7                          | -                        | -                        | -                       | -              | -              | 260           |
|                                  | Sundry                            | 7                          | -                        | -                        | 983                     | -              | 983            | 118           |
|                                  | SDF                               | 7                          | -                        | -                        | (18)                    | -              | (18)           | (3,279)       |
|                                  | Warm Spaces and Poverty           | 7                          | -                        | -                        | 783                     | -              | 783            | 783           |
|                                  | Funds for third parties           | 7                          | -                        | -                        | 222                     | -              | 222            | 335           |
| <b>Endowment</b>                 | The church has no endowment funds |                            | -                        | -                        | -                       | -              | -              | -             |
|                                  |                                   |                            | <b>59,090</b>            | <b>21,744</b>            | <b>23,965</b>           | <b>-</b>       | <b>104,799</b> | <b>99,563</b> |

Approved by the Parochial Church Council and signed on its behalf by:

**Reverend G S Bannister**  (Priest in Charge and PCC Chair)

**Mr M Moriarty**  (Treasurer)

Dated: 22 April 2025

The notes on pages 8 to 12 form a part of these accounts

# THE PAROCHIAL CHURCH COUNCIL OF THE ECCLESIASTICAL PARISH OF ST JOHN THE BAPTIST, SPALDING NOTES TO THE FINANCIAL STATEMENTS FOR THE YEAR ENDED 31 DECEMBER 2024

## 1. ACCOUNTING POLICIES

The financial statements have been prepared under the historical cost convention on a cash accounting basis. The financial statements include all transactions for which the PCC is responsible for in law. They do not include the accounts of church groups that owe their main affiliation to another body, nor those that are informal gatherings of church members.

### **Funds**

*Endowment funds are funds, the capital of which must be maintained; only income arising from investment of the endowment may be used either as restricted or unrestricted funds depending upon the purpose for which the endowment was established.*

*Restricted funds represent (a) income from trusts or endowments which may be expended only on those restricted objects provided in the terms of the trust or bequest, and (b) donations or grants received for a specific object or invited by the PCC for a specific object. The funds may only be expended on the specific object for which they were given. Any balance remaining unspent at the end of each year must be carried forward as a balance on that fund. The PCC does not usually invest separately for each fund. Where there is no separate investment, interest is apportioned to individual funds on an average basis.*

*Unrestricted funds are general funds which can be used for PCC ordinary purposes.*

*Designated Funds are Unrestricted Funds that the PCC has designated for a specific purpose and which the PCC may undesignate at any time if it wishes.*

### **Incoming resources**

All income is recognized when it is received. All incoming resources are accounted for gross.

### **Resources expended**

All expenditure is generally recognized when it is paid and is accounted for gross.

### **Fixed Assets**

Consecrated and benefice property is not included in the accounts in accordance with s.10(2)(a) of the Charities Act 2011.

Movable church furnishings that are held by the vicar and churchwardens on special trust for the PCC and which require a faculty for their acquisition or disposal are inalienable property, listed in the church's inventory, which can be inspected (at any reasonable time). These assets are not valued in the financial statement and expenditure on them is written off in the Statement of Financial Activity in the year that it is expended.

### **Current Assets and Liabilities**

Amounts owing to the PCC at 31 December in respect of fees, rent or other income are shown as other monetary assets, less provision for amounts that may prove uncollectable.

Amounts owed by the PCC or held for 3rd parties are shown as Monetary Liabilities.

### **Money collected for third parties**

All funds collected for third parties and not the immediate property of the PCC are treated by the PCC's accounting systems as "Agency Funds" and are treated as a Restricted Fund in these accounts. Any part of these funds due to the PCC is only transferred to the General Fund when the PCC becomes entitled to these funds.

### **Church of England Strategic Development Fund project**

The Church has been selected to be a part of the Church of England Strategic Development project. This includes initial Start Up Funding and a contribution towards specific staffing costs reducing from 100% of the cost equivalent of two full time staff in year one reducing by 20% per annum over 5 years. The SDF funded element of this project is accounted for as a Restricted Fund and the Parish's increasing contribution will have to be funded from Unrestricted General Reserves as time progresses.

**THE PAROCHIAL CHURCH COUNCIL OF THE ECCLESIASTICAL PARISH OF  
ST JOHN THE BAPTIST, SPALDING  
NOTES TO THE FINANCIAL STATEMENTS  
FOR THE YEAR ENDED 31 DECEMBER 2024**

**2. INCOMING RESOURCES**

|  | Unrestricted<br>Funds<br>£ | Designated<br>Funds<br>£ | Restricted<br>Funds<br>£ | Endowment<br>Funds<br>£ | TOTAL FUNDS    |                |
|--|----------------------------|--------------------------|--------------------------|-------------------------|----------------|----------------|
|  |                            |                          |                          |                         | 2024<br>£      | 2023<br>£      |
| <b>(a) Voluntary income</b>                |                            |                          |                          |                         |                |                |
| Planned giving:                            |                            |                          |                          |                         |                |                |
| Gift Aided donations                       | 30,858                     | -                        | -                        | -                       | 30,858         | 36,043         |
| Income tax recoverable thereon             | 8,287                      | -                        | -                        | -                       | 8,287          | 9,137          |
| Other planned giving                       | 5,021                      | -                        | -                        | -                       | 5,021          | 5,619          |
| Collections (open plate) at all services   | 4,748                      | -                        | -                        | -                       | 4,748          | 3,567          |
| Gift Aid Grant on Small Donations          | 1,996                      | -                        | -                        | -                       | 1,996          | 2,192          |
| One-off giving                             |                            |                          |                          |                         |                |                |
| Donations                                  | 14,314                     | 260                      | -                        | -                       | 14,574         | 2,153          |
| Gift Aid on One-off Donations              | 337                        | -                        | -                        | -                       | 337            | 325            |
| Legacies                                   | -                          | -                        | -                        | -                       | -              | -              |
| Grants                                     | -                          | -                        | 35,188                   | -                       | 35,188         | 43,593         |
|  | <b>65,561</b>              | <b>260</b>               | <b>35,188</b>            | <b>-</b>                | <b>101,009</b> | <b>102,629</b> |
| <b>(b) Activities for generating funds</b> |                            |                          |                          |                         |                |                |
| Fund raising events and activities         | 6,850                      | -                        | 751                      | -                       | 7,601          | 7,717          |
| Magazine Income generated                  | 1,358                      | -                        | -                        | -                       | 1,358          | 1,652          |
| Gift Aid on Magazine Sponsorship           | 75                         | -                        | -                        | -                       | 75             | 103            |
|  | <b>8,283</b>               | <b>-</b>                 | <b>751</b>               | <b>-</b>                | <b>9,034</b>   | <b>9,472</b>   |
| <b>(c) Income from investments</b>         |                            |                          |                          |                         |                |                |
| Rental income                              | 174                        | -                        | -                        | -                       | 174            | 174            |
| Interest received                          | 2,615                      | -                        | 1,075                    | -                       | 3,690          | 2,168          |
|  | <b>2,789</b>               | <b>-</b>                 | <b>1,075</b>             | <b>-</b>                | <b>3,864</b>   | <b>2,342</b>   |
| <b>(d) Income from church activities</b>   |                            |                          |                          |                         |                |                |
| Fees                                       | 3,031                      | -                        | -                        | -                       | 3,031          | 3,633          |
| Outreach                                   | 237                        | -                        | -                        | -                       | 237            | 686            |
| Church lounge lettings                     | 1,858                      | -                        | -                        | -                       | 1,858          | 2,429          |
| Sundry sales                               | 157                        | -                        | -                        | -                       | 157            | 187            |
|  | <b>5,283</b>               | <b>-</b>                 | <b>-</b>                 | <b>-</b>                | <b>5,283</b>   | <b>6,935</b>   |
| <b>(e) Other incoming resources</b>        |                            |                          |                          |                         |                |                |
| Insurance Claims                           | -                          | -                        | -                        | -                       | -              | 520            |
| Funds collected for third parties          | -                          | -                        | 7,628                    | -                       | 7,628          | 6,189          |
|  | <b>-</b>                   | <b>-</b>                 | <b>7,628</b>             | <b>-</b>                | <b>7,628</b>   | <b>6,709</b>   |
| <b>TOTAL INCOMING RESOURCES</b>            | <b>81,916</b>              | <b>260</b>               | <b>44,642</b>            | <b>-</b>                | <b>126,818</b> | <b>128,087</b> |

**THE PAROCHIAL CHURCH COUNCIL OF THE ECCLESIASTICAL PARISH OF  
ST JOHN THE BAPTIST, SPALDING  
NOTES TO THE FINANCIAL STATEMENTS  
FOR THE YEAR ENDED 31 DECEMBER 2024**

**3. RESOURCES USED**

|  | Unrestricted<br>Funds<br>£ | Designated<br>Funds<br>£ | Restricted<br>Funds<br>£ | Endowment<br>Funds<br>£ | TOTAL FUNDS    |                |
|--|----------------------------|--------------------------|--------------------------|-------------------------|----------------|----------------|
|  |                            |                          |                          |                         | 2024<br>£      | 2023<br>£      |
| <b>3(a) Church activities</b>                  |                            |                          |                          |                         |                |                |
| Ministry: Parish Share                         | 33,000                     | -                        | -                        | -                       | 33,000         | 33,000         |
| Clergy expenses                                | 1,094                      | -                        | -                        | -                       | 1,094          | 783            |
| Mission and Admin Staff Costs                  | 14,404                     | -                        | 27,477                   | -                       | 41,881         | 28,479         |
| Church running expenses                        | 10,984                     | -                        | -                        | -                       | 10,984         | 9,845          |
| Service running costs                          | 1,399                      | 135                      | -                        | -                       | 1,534          | 1,395          |
| Children and Families Costs                    | 548                        | -                        | 861                      | -                       | 1,409          | -              |
| Church maintenance and cleaning                | 10,314                     | -                        | -                        | -                       | 10,314         | 8,855          |
| Church clock & bell repairs                    | 312                        | -                        | -                        | -                       | 312            | 451            |
| Church organ & piano repairs                   | 240                        | -                        | -                        | -                       | 240            | 220            |
| Mission and outreach costs and donations       | 795                        | -                        | 1,261                    | -                       | 2,056          | 3,871          |
| Fees of the organists and other choir costs    | 1,075                      | -                        | -                        | -                       | 1,075          | 1,327          |
| Magazine production                            | 1,056                      | -                        | -                        | -                       | 1,056          | 1,058          |
| General sundries                               | 1,613                      | -                        | -                        | -                       | 1,613          | 2,590          |
| Stationery, photocopying, computer costs, etc. | 3,312                      | -                        | -                        | -                       | 3,312          | 3,485          |
| SDF Start-up Costs                             | -                          | -                        | 2,473                    | -                       | 2,473          | 16,595         |
|  | <b>80,146</b>              | <b>135</b>               | <b>32,072</b>            | <b>-</b>                | <b>112,353</b> | <b>111,954</b> |
| <b>3(b) Fund raising costs</b>                 |                            |                          |                          |                         |                |                |
| Lottery prizes                                 | 555                        | -                        | -                        | -                       | 555            | 635            |
| Cost of Fetes & Festivals                      | 933                        | -                        | -                        | -                       | 933            | 464            |
|  | <b>1,488</b>               | <b>-</b>                 | <b>-</b>                 | <b>-</b>                | <b>1,488</b>   | <b>1,099</b>   |
| <b>3(c) Other outgoing resources</b>           |                            |                          |                          |                         |                |                |
| Paid for third parties                         | -                          | -                        | 7,741                    | -                       | 7,741          | 6,354          |
|  | <b>-</b>                   | <b>-</b>                 | <b>7,741</b>             | <b>-</b>                | <b>7,741</b>   | <b>6,354</b>   |
| <b>TOTAL RESOURCES USED</b>                    | <b>81,634</b>              | <b>135</b>               | <b>39,813</b>            | <b>-</b>                | <b>121,582</b> | <b>119,407</b> |

**4. STAFF COSTS** (Included in expenses above)

|                               | 2024<br>£     | 2023<br>£     |
|-------------------------------|---------------|---------------|
| a) Wages of the cleaner       | -             | 2,133         |
| Mission and Admin Staff Costs | 41,881        | 28,479        |
| <b>Total Staff Costs</b>      | <b>41,881</b> | <b>30,612</b> |

b) During the year the PCC employed two Mission and Admin staff members none of whom earned £40,000 p.a. or more. The previous role of Cleaner was outsourced to a cleaning company.

c) Additionally the following payments were made to members of the PCC in respect of their participation in wedding and funeral services

|                               | 2024<br>£ | 2023<br>£ |
|-------------------------------|-----------|-----------|
| Mr David Grimshaw (as verger) | 40        | 0         |

The above sums were passed directly on to the recipients through the Agency Restricted Fund having received the wedding couples and the undertakers. They are not included in the £41,881 referred to in Note 4(a) above.

**THE PAROCHIAL CHURCH COUNCIL OF THE ECCLESIASTICAL PARISH OF  
ST JOHN THE BAPTIST, SPALDING  
NOTES TO THE FINANCIAL STATEMENTS  
FOR THE YEAR ENDED 31 DECEMBER 2024**

**5. GIVING TO CHARITY**

Our principal onward giving to charity results from ongoing fundraising for an enablement project in Mozambique managed by the **Leprosy Mission**.

Onward giving in this way has been made as follows:

|  |        |
|--|--------|
| Funds raised in 2024 and paid over during 2024     | £751   |
| Funds raised in 2023 accounted for in January 2024 | £260   |
| Total funds paid over during 2024                  | £1,011 |

NB : We have decided that in 2025 the Church will no longer be involved in the direct collection and distribution of funds for Leprosy Mission. Individual donations from individuals will now go directly to the local administrator of the scheme.

Fundraising was also undertaken and paid over in 2024 as follows:

**The Children's Society** (Christingle Appeal)

Funds raised and paid across in in 2024 £147

**Worship Evening**

Collection on behalf of Rev Coles raised and paid in 2024 £135

**6. CASH AT BANK & IN HAND**

|  | 2024              |                 |                 |                | 2023          |
|--|-------------------|-----------------|-----------------|----------------|---------------|
|  | Unrestricted<br>£ | Designated<br>£ | Restricted<br>£ | Total<br>£     | £             |
| Lloyds Bank Current & Deposit Accounts | 954               | 21,744          | 2,053           | 24,751         | 54,453        |
| CCLA CBF Deposit Fund                  | 58,086            | -               | 21,914          | 80,000         | 45,000        |
| Charge Card                            | 0                 | -               | 0               | -              | -             |
| Cash In hand                           | 49                | -               | -               | 49             | 110           |
|  | <b>59,089</b>     | <b>21,744</b>   | <b>23,967</b>   | <b>104,800</b> | <b>99,563</b> |

**THE PAROCHIAL CHURCH COUNCIL OF THE ECCLESIASTICAL PARISH OF  
ST JOHN THE BAPTIST, SPALDING  
NOTES TO THE FINANCIAL STATEMENTS  
FOR THE YEAR ENDED 31 DECEMBER 2024**

**7. RESTRICTED FUND DETAILS**

|                              | Opening<br>balance<br>01/01/2024<br>£ | Funds<br>added<br>£ | Funds<br>used<br>£ | Funds<br>transferred<br>within<br>restricted<br>funds<br>£ | Funds<br>transferred<br>to/from<br>unrestricted<br>funds<br>£ | Carried<br>forward<br>31/12/2024<br>£ |
|------------------------------|---------------------------------------|---------------------|--------------------|--|---|---------------------------------------|
| Langford Legacy              | 20,869                                | 1,075               | -                  | -  | -   | 21,944                                |
| Vicars Discretionary         | 51                                    | -                   | -                  | -  | -   | 51                                    |
| Leprosy Mission              | 260                                   | 751                 | (1,011)            | -  | -   | -                                     |
| Sundry                       | 118                                   | 1,976               | (1,111)            | -  | -   | 983                                   |
| Strategic Development Fund   | (3,279)                               | 33,212              | (29,951)           | -  | -   | (18)                                  |
| Warm Spaces & Poverty Relief | 783                                   | -                   | -                  | -  | -   | 783                                   |
| Funds for third parties      | 335                                   | 7,628               | (7,741)            | -  | -   | 222                                   |
|                              | <b>19,137</b>                         | <b>44,642</b>       | <b>(39,814)</b>    | <b>-</b>   | <b>-</b>  | <b>23,965</b>                         |

The negative balance of £18 on the Strategic Development Fund represents payments made before 31/12/24 which are to be claimed back during 2025.

**8. GENERAL FUND DETAILS**

|                            | Opening<br>balance<br>01/01/2024<br>£ | Funds<br>added<br>£ | Funds<br>used<br>£ | Funds<br>transferred<br>within<br>unrestricted<br>funds<br>£ | Funds<br>transferred<br>to/from<br>restricted<br>funds<br>£ | Carried<br>forward<br>31/12/2024<br>£ |
|----------------------------|---------------------------------------|---------------------|--------------------|--|---|---------------------------------------|
| Designated Funds           |                                       |                     |                    |  |   |                                       |
| Fabric Fund                | 21,248                                | -                   | -                  | -  | -   | 21,248                                |
| Flower Fund                | 371                                   | 260                 | (135)              | -  | -   | 496                                   |
| Total Designated Funds     | 21,619                                | 260                 | (135)              | -  | -   | 21,744                                |
| Undesignated General Funds | 58,807                                | 81,916              | (81,633)           | -  | -   | 59,090                                |
| Total Unrestricted Funds   | <b>80,426</b>                         | <b>82,176</b>       | <b>(81,768)</b>    | <b>-</b>   | <b>-</b>  | <b>80,834</b>                         |

**9. THIRD PARTY FUNDS HANDLED BY PCC**

During the year funds were collected for third parties or which were not for the immediate use of the PCC. These are held in a restricted fund and were collected and paid on or released for the following purposes.

|                                | Opening<br>Balances<br>01/01/2024 | Receipts     | Payments       | Closing<br>Balances<br>31/12/2024 |
|--------------------------------|-----------------------------------|--------------|----------------|-----------------------------------|
| Childrens Society              | -                                 | -            | -              | -                                 |
| Funeral Collections to Forward | -                                 | 3,364        | (3,364)        | -                                 |
| Funeral Control                | (185)                             | 1,609        | (1,642)        | (218)                             |
| Lottery Control                | 60                                | 1,230        | (1,110)        | 180                               |
| Other Collections to Forward   | -                                 | 507          | (507)          | -                                 |
| Wedding Control                | 400                               | 918          | (1,118)        | 200                               |
|                                | <b>275</b>                        | <b>7,628</b> | <b>(7,741)</b> | <b>162</b>                        |

## **Independent Examiner's Report to the Trustees of THE PAROCHIAL CHURCH COUNCIL OF THE ECCLESIASTICAL PARISH OF ST JOHN THE BAPTIST, SPALDING**

I report to the charity trustees on my examination of the accounts of the charity for the year ended 31 December 2024 which are set out on pages 1 to 11.

### **Responsibilities and basis of report**

As the charity's trustees you are responsible for the preparation of the accounts in accordance with the requirements of the Charities Act 2011 ('the Act').

I report in respect of my examination of the charity's accounts carried out under section 145 of the Act and in carrying out my examination I have followed all the applicable Directions given by the Charity Commission under section 145(5)(b) of the Act.

### **Independent examiner's statement**

I have completed my examination. I confirm that no material matters have come to my attention in connection with the examination giving me cause to believe that in any material respect:

1. accounting records were not kept in respect of the charity as required by section 130 of the Act; or
2. the accounts do not accord with those records.

I have no concerns and have come across no other matters in connection with the examination to which attention should be drawn in this report in order to enable a proper understanding of the accounts to be reached.

Signed:



Alistair Main FCA

Duncan & Toplis Limited  
Enterprise Way  
Pinchbeck  
Spalding  
Lincolnshire

**Date** 24 April 2025

St John the Baptist PCC, Spalding

RECEIPTS AND PAYMENTS ACCOUNT YEAR ENDED 31 DECEMBER 2024

|  | Unrestricted Funds |               |                  |                  | Restricted Funds               |                         |                                 |                         |  |  |   | Total Funds<br>2024 | Total Funds<br>2023 |                                 |                                   |
|--|--------------------|---------------|------------------|------------------|--------------------------------|-------------------------|---------------------------------|-------------------------|--|--|---|---------------------|---------------------|---------------------------------|-----------------------------------|
|  | General Fund       |               | Designated Funds |                  | Total<br>Unrestricted<br>Funds | Langford<br>Legacy<br>£ | Vicar's Discret-<br>ionary<br>£ | Leproxy<br>Mission<br>£ | Children &<br>Families<br>&Sundry<br>£ | Strategic<br>Develop-ment<br>Fund<br>£ | Warm Spaces<br>& Poverty<br>Relief<br>£ |                     |                     | Funds for third<br>parties<br>£ | Total<br>Restricted<br>Funds<br>£ |
|  | £                  | £             | Flower Fund<br>£ | Fabric Fund<br>£ |                                |                         |                                 |                         |  |  |   |                     |                     |                                 |                                   |
| <b>Receipts in the year</b>              |                    |               |                  |                  |                                |                         |                                 |                         |  |  |   |                     |                     |                                 |                                   |
| <b>Voluntary Income</b>                  |                    |               |                  |                  |                                |                         |                                 |                         |  |  |   |                     |                     |                                 |                                   |
| Planned Giving Gift Aided                | 30,858.45          | -             | -                | -                | -                              | -                       | -                               | -                       | -                                      | -                                      | -                                       | -                   | -                   | -                               | -                                 |
| IncomeTax reclaimed on above             | 8,286.57           | -             | -                | -                | -                              | -                       | -                               | -                       | -                                      | -                                      | -                                       | -                   | -                   | -                               | -                                 |
| Planned Giving not Gift Aided            | 5,020.90           | -             | -                | -                | -                              | -                       | -                               | -                       | -                                      | -                                      | -                                       | -                   | -                   | -                               | -                                 |
| Other "Open Plate" service collections   | 4,747.61           | -             | -                | -                | -                              | -                       | -                               | -                       | -                                      | -                                      | -                                       | -                   | -                   | -                               | -                                 |
| One-off donations                        | 14,314.41          | -             | 260.00           | -                | -                              | -                       | -                               | -                       | -                                      | -                                      | -                                       | -                   | -                   | -                               | -                                 |
| Income Tax on "One-off" donations        | 336.88             | -             | -                | -                | -                              | -                       | -                               | -                       | -                                      | -                                      | -                                       | -                   | -                   | -                               | -                                 |
| GASDS Tax relief obtained                | 1,995.84           | -             | -                | -                | -                              | -                       | -                               | -                       | -                                      | -                                      | -                                       | -                   | -                   | -                               | -                                 |
| Legacies                                 | -                  | -             | -                | -                | -                              | -                       | -                               | -                       | -                                      | -                                      | -                                       | -                   | -                   | -                               | -                                 |
| Grants                                   | -                  | 65,560.66     | -                | -                | 65,820.66                      | -                       | -                               | -                       | 1,976.00                               | 33,212.00                              | -                                       | -                   | 35,188.00           | 101,008.66                      | 102,630.23                        |
| <b>Activities for generating funds</b>   |                    |               |                  |                  |                                |                         |                                 |                         |  |  |   |                     |                     |                                 |                                   |
| Fund Raising Activities                  | 5,739.91           | -             | -                | -                | -                              | -                       | 751.00                          | -                       | -                                      | -                                      | -                                       | -                   | 751.00              | -                               | -                                 |
| Lottery Income                           | 1,110.00           | -             | -                | -                | -                              | -                       | -                               | -                       | -                                      | -                                      | -                                       | -                   | -                   | -                               | -                                 |
| Magazine Income                          | 1,358.36           | -             | -                | -                | -                              | -                       | -                               | -                       | -                                      | -                                      | -                                       | -                   | -                   | -                               | -                                 |
| Tax reclaimed on Magazine Sponsorship    | 75.00              | 8,283.27      | -                | -                | 8,283.27                       | -                       | -                               | -                       | -                                      | -                                      | -                                       | -                   | -                   | 9,034.27                        | 9,471.27                          |
| <b>Income From Investments</b>           |                    |               |                  |                  |                                |                         |                                 |                         |  |  |   |                     |                     |                                 |                                   |
| Rental Income                            | 174.00             | -             | -                | -                | -                              | -                       | -                               | -                       | -                                      | -                                      | -                                       | -                   | -                   | -                               | -                                 |
| Interest                                 | 2,615.35           | 2,789.35      | -                | -                | 2,789.35                       | 1,075.00                | -                               | -                       | -                                      | -                                      | -                                       | -                   | 1,075.00            | 3,864.35                        | 2,341.83                          |
| <b>Income from our Church activities</b> |                    |               |                  |                  |                                |                         |                                 |                         |  |  |   |                     |                     |                                 |                                   |
| Fees                                     | 3,031.00           | -             | -                | -                | -                              | -                       | -                               | -                       | -                                      | -                                      | -                                       | -                   | -                   | -                               | -                                 |
| Outreach (Junior Groups)                 | 237.32             | -             | -                | -                | -                              | -                       | -                               | -                       | -                                      | -                                      | -                                       | -                   | -                   | -                               | -                                 |
| Lounge letting income                    | 1,857.50           | -             | -                | -                | -                              | -                       | -                               | -                       | -                                      | -                                      | -                                       | -                   | -                   | -                               | -                                 |
| Sundry Sales                             | 157.10             | 5,282.92      | -                | -                | 5,282.92                       | -                       | -                               | -                       | -                                      | -                                      | -                                       | -                   | -                   | 5,282.92                        | 6,933.78                          |
| <b>Other incoming resources</b>          |                    |               |                  |                  |                                |                         |                                 |                         |  |  |   |                     |                     |                                 |                                   |
| Insurance claims                         | -                  | -             | -                | -                | -                              | -                       | -                               | -                       | -                                      | -                                      | -                                       | -                   | -                   | -                               | -                                 |
| Funds collected for third parties        | -                  | -             | -                | -                | -                              | -                       | -                               | -                       | -                                      | -                                      | -                                       | 7,628.37            | 7,628.37            | 7,628.37                        | 6,709.00                          |
| <b>Total Receipts</b>                    | <b>81,916.20</b>   | <b>260.00</b> | <b>-</b>         | <b>-</b>         | <b>82,176.20</b>               | <b>1,075.00</b>         | <b>-</b>                        | <b>751.00</b>           | <b>1,976.00</b>                        | <b>33,212.00</b>                       | <b>-</b>                                | <b>7,628.37</b>     | <b>44,642.37</b>    | <b>126,818.57</b>               | <b>128,086.11</b>                 |
| <b>Payments in the year</b>              |                    |               |                  |                  |                                |                         |                                 |                         |  |  |   |                     |                     |                                 |                                   |
| Parish Share                             | 33,000.00          | -             | -                | -                | 33,000.00                      | -                       | -                               | -                       | -                                      | -                                      | -                                       | -                   | -                   | 33,000.00                       | 33,000.00                         |
| Heating, light, water & Insurance        | 10,983.73          | -             | -                | -                | 10,983.73                      | -                       | -                               | -                       | -                                      | -                                      | -                                       | -                   | -                   | 10,983.73                       | 9,845.13                          |
| Church maintenance & cleaning            | 10,866.12          | -             | -                | -                | 10,866.12                      | -                       | -                               | -                       | -                                      | -                                      | -                                       | -                   | -                   | 10,866.12                       | 9,526.59                          |
| SDF start-up costs                       | -                  | -             | -                | -                | -                              | -                       | -                               | -                       | -                                      | 2,473.48                               | -                                       | -                   | 2,473.48            | 2,473.48                        | 16,595.00                         |
| Service running costs (inc Organists)    | 2,473.69           | 135.26        | -                | -                | 2,608.95                       | -                       | -                               | -                       | -                                      | -                                      | -                                       | -                   | -                   | 2,608.95                        | 2,721.22                          |
| Administration and ministry salaries     | 14,237.32          | -             | -                | -                | 14,237.32                      | -                       | -                               | -                       | -                                      | 27,477.15                              | -                                       | -                   | 27,477.15           | 41,714.47                       | 28,249.65                         |
| Administration and ministry support      | 6,733.06           | -             | -                | -                | 6,733.06                       | -                       | -                               | 860.98                  | -                                      | -                                      | -                                       | -                   | 860.98              | 7,594.04                        | 7,426.18                          |
| Outreach and Charitable Giving           | 795.44             | -             | -                | -                | 795.44                         | -                       | -                               | 1,011.00                | 249.71                                 | -                                      | -                                       | -                   | 1,260.71            | 2,056.15                        | 3,168.40                          |
| Advertising                              | -                  | -             | -                | -                | -                              | -                       | -                               | -                       | -                                      | -                                      | -                                       | -                   | -                   | -                               | 364.20                            |
| Charitable donations made                | -                  | -             | -                | -                | -                              | -                       | -                               | -                       | -                                      | -                                      | -                                       | -                   | -                   | -                               | -                                 |
| Magazine production costs                | 1,055.74           | -             | -                | -                | 1,055.74                       | -                       | -                               | -                       | -                                      | -                                      | -                                       | -                   | -                   | 1,055.74                        | 1,057.99                          |
| Lottery prizes                           | 555.00             | -             | -                | -                | 555.00                         | -                       | -                               | -                       | -                                      | -                                      | -                                       | -                   | -                   | 555.00                          | 635.00                            |
| Other fundraising costs                  | 932.69             | -             | -                | -                | 932.69                         | -                       | -                               | -                       | -                                      | -                                      | -                                       | -                   | -                   | 932.69                          | 463.94                            |
| Paid for third parties                   | -                  | -             | -                | -                | -                              | -                       | -                               | -                       | -                                      | -                                      | -                                       | 7,741.37            | 7,741.37            | 7,741.37                        | 6,354.00                          |
| <b>Total Payments</b>                    | <b>81,632.79</b>   | <b>135.26</b> | <b>-</b>         | <b>-</b>         | <b>81,768.05</b>               | <b>-</b>                | <b>-</b>                        | <b>1,011.00</b>         | <b>1,110.69</b>                        | <b>29,950.63</b>                       | <b>-</b>                                | <b>7,741.37</b>     | <b>39,813.69</b>    | <b>121,581.74</b>               | <b>119,407.30</b>                 |
| Opening Balances at 01/01/2024           | 58,807.00          | 371.00        | 21,248.00        | -                | 80,426.00                      | 20,869.00               | 51.00                           | 260.00                  | 118.00 ( 3,279.00 )                    | 783.00                                 | 335.00                                  | -                   | 19,137.00           | 99,563.00                       | 90,883.00                         |
| Receipts in the year                     | 81,916.20          | 260.00        | -                | -                | 82,176.20                      | 1,075.00                | -                               | 751.00                  | 1,976.00                               | 33,212.00                              | -                                       | 7,628.37            | 44,642.37           | 126,818.57                      | 128,087.00                        |
|  | 140,723.20         | 631.00        | 21,248.00        | -                | 162,602.20                     | 21,944.00               | 51.00                           | 1,011.00                | 2,094.00                               | 29,933.00                              | 783.00                                  | 7,963.37            | 63,779.37           | 226,381.57                      | 218,970.00                        |
| Less Payments                            | ( 81,632.79 )      | ( 135.26 )    | 0.00             | -                | ( 81,768.05 )                  | 0.00                    | 0.00 ( 1,011.00 )               | ( 1,110.69 )            | ( 29,950.63 )                          | 0.00 ( 7,741.37 )                      | ( 39,813.69 )                           | ( 121,581.74 )      | ( 119,407.30 )      |                                 |                                   |
| Closing Balances at 31/12/2024           | 59,090.41          | 495.74        | 21,248.00        | -                | 80,834.15                      | 21,944.00               | 51.00                           | 0.00                    | 983.31 ( 17.63 )                       | 783.00                                 | 222.00                                  | -                   | 23,965.68           | 104,799.83                      | 99,562.70                         |

St John the Baptist PCC, Spalding

SUMMARY OF ASSETS AND LIABILITIES AS AT 31 DECEMBER 2024

|                                 | Unrestricted Funds |             |               |                          | Restricted Funds |                       |                 |              |                           |                              |                         |                        | Total Funds 2024 | Total Funds 2023 |
|---------------------------------|--------------------|-------------|---------------|--------------------------|------------------|-----------------------|-----------------|--------------|---------------------------|------------------------------|-------------------------|------------------------|------------------|------------------|
|                                 | General Fund       | Flower Fund | Fabric Fund   | Total Unrestricted Funds | Langford Legacy  | Vicar's Discretionary | Leprosy Mission | Sundry       | Straegic Development Fund | Warm Spaces & Poverty Relief | Funds for third parties | Total Restricted Funds |                  |                  |
|                                 | £                  | £           | £             | £                        | £                | £                     | £               | £            | £                         | £                            | £                       | £                      | £                | £                |
| <b>Cash Funds</b>               |                    |             |               |                          |                  |                       |                 |              |                           |                              |                         |                        |                  |                  |
| Lloyds Bank Accounts            | 954                | 496         | 21,248        | 22,698                   | -                | 51                    | -               | 1,013        | ( 17 )                    | 784                          | 222                     | 2,053                  | 24,751           | 54,453           |
| CCLA's CBF Deposit Funds        | 58,086             | -           | -             | 58,086                   | 21,914           | -                     | -               | -            | -                         | -                            | -                       | 21,914                 | 80,000           | 45,000           |
| Charge Card                     | -                  | -           | -             | -                        | -                | -                     | -               | -            | -                         | -                            | -                       | -                      | -                | -                |
| Cash                            | 49                 | -           | -             | 49                       | -                | -                     | -               | -            | -                         | -                            | -                       | -                      | 49               | 110              |
| <b>Total Current Assets</b>     | <b>59,089</b>      | <b>496</b>  | <b>21,248</b> | <b>80,833</b>            | <b>21,914</b>    | <b>51</b>             | <b>-</b>        | <b>1,013</b> | <b>( 17 )</b>             | <b>784</b>                   | <b>222</b>              | <b>23,967</b>          | <b>104,800</b>   | <b>99,563</b>    |
| <b>Other Monetary Assets</b>    |                    |             |               |                          |                  |                       |                 |              |                           |                              |                         |                        |                  |                  |
| Income tax Recoverable          | 2,885              | -           | -             | 2,885                    | -                | -                     | -               | -            | -                         | -                            | -                       | -                      | 2,885            | 949              |
| Other Monies Due                | -                  | -           | -             | -                        | -                | -                     | -               | -            | -                         | -                            | -                       | -                      | -                | 3,042            |
| Total monies owed to the Church | 2,885              | -           | -             | 2,885                    | -                | -                     | -               | -            | -                         | -                            | -                       | -                      | 2,885            | 3,991            |
| <b>Monetary Liabilities</b>     |                    |             |               |                          |                  |                       |                 |              |                           |                              |                         |                        |                  |                  |
| Third Party Monies              | ( 60 )             | -           | -             | ( 60 )                   | -                | -                     | -               | -            | -                         | -                            | 222                     | 222                    | 162              | -                |
| Owed for supplies               | 1,433              | -           | -             | 1,433                    | -                | -                     | -               | -            | -                         | -                            | -                       | -                      | 1,433            | 2,199            |
|                                 | 1,373              | -           | -             | 1,373                    | -                | -                     | -               | -            | -                         | -                            | 222                     | 222                    | 1,595            | 2,199            |

---

# Accounts

---

# The Parochial Church Council of the Ecclesiastical Parish of St John the Baptist, Spalding, Lincolnshire

Registered Charity number 1127799

## ANNUAL REPORT AND FINANCIAL STATEMENTS OF THE PAROCHIAL CHURCH COUNCIL FOR THE YEAR ENDED 31 DECEMBER 2023



**Priest in Charge:**      **Principal Bankers:**      **Independent Examinars:**

Revd G S Bannister

Lloyds Bank plc  
Hall Place  
Spalding  
Lincolnshire

Duncan and Toplis Limited  
Chartered Accountants  
Enterprise Way  
Pinchbeck  
Spalding  
Lincolnshire

**The Parochial Church Council of the Ecclesiastical Parish of  
St John the Baptist, Spalding, Lincolnshire  
FOR THE YEAR ENDED 31 DECEMBER 2023**

**Parochial Church Council ("PCC") Members serving during 2023**

Ex Officio Members

|   |                      |           |                         |
|---|----------------------|-----------|-------------------------|
| <i>Priest in Charge:</i>  | Rev Greg Bannister   | (SC) (FC) |                         |
| <i>Curate:</i>  | Rev Richard Knowles  |           |                         |
| <i>NS Assistant Priest:</i>   | Rev Sophie Bannister |           |                         |
| <i>Hon Assistant Priest:</i>  | Rev Pat Willson      | (SC)      |                         |
| <i>Churchwardens:</i>   | Mrs Sally Sneath     | (SC) (FC) | <i>until May 2023</i>   |
|   | Mr David Grimshaw    | (SC) (FC) | <i>(PCC Vice Chair)</i> |
| <i>Elected Representatives on the Deanery Synod until 2023 APCM</i> |                      |           |                         |
|   | Ms Maria Stone       |           |                         |

PCC Elected Members: (All Elected at APCM on 24 April 2022 until the 2023 APCM)

|                      |           |                         |
|----------------------|-----------|-------------------------|
| Mr Lawrence Calkin   | (SC) (FC) | <i>(PCC Treasurer )</i> |
| Mrs Yvonne Edgoose   |           |                         |
| Mrs Sarah Grimshaw   |           |                         |
| Mrs Freda Hilliar    | (SC)      | <i>(PCC Secretary)</i>  |
| Mrs Betty Lennie     |           |                         |
| Mrs Julie Millington | (SC) (FC) |                         |
| Mrs Hilary Moriaty   |           |                         |
| Mr Michael Moriaty   | (SC) (FC) |                         |
| Mrs Jacky Owens      |           |                         |
| Mrs Margaret Smith   |           |                         |
| Mr Christopher Wood  |           |                         |
| Mr Paul Wilson       |           |                         |

PCC co-opted Member: Miss Elizabeth Roberts - from May 2023

(SC) indicates Standing Committee member

(FC) indicates Finance Committee member

**CONTENTS OF THIS REPORT:**

|   | <b>Page</b> |
|---|-------------|
| Trustees Annual Report                  | 3 - 5       |
| Receipts and Payments                   | 6           |
| Statement of Assets and Liabilities     | 7           |
| Notes to the Accounts                   | 8-12        |
| Independent Examiner's Report           | 13          |
| Receipts and Payments Account in Detail | 14          |
| Summary of Assets and Liabilities       | 15          |

# THE PAROCHIAL CHURCH COUNCIL OF THE ECCLESIASTICAL PARISH OF ST JOHN THE BAPTIST, SPALDING ANNUAL REPORT FOR THE YEAR ENDED 31 DECEMBER 2023

## STRUCTURE, GOVERNANCE AND MANAGEMENT

The method of appointment of PCC members is set out in the Church Representation Rules. All church attendees are encouraged to register on the Church Electoral Roll and to attend and vote at the Annual Parochial Church Meeting (APCM). The PCC is registered as a Charity. The Registered Charity Number is 1127799.

## OBJECTS AND ACTIVITIES

St. John the Baptist Parochial Church Council ("PCC") has the responsibility of co-operating with the Minister in Charge of the Parish in promoting within the ecclesiastical parish the whole mission of the Church, pastoral, evangelistic, social and ecumenical. They also have maintenance responsibilities for the Parish Church of St. John the Baptist, Hawthorn Bank, Spalding, Lincolnshire.

## PUBLIC BENEFIT

The PCC considers that:-

- the operation of the Parish Church and its public acts of Christian Worship;
- its delivery of Baptism, Marriage and Funeral Services to any resident of the ecclesiastical parish;
- its involvement with three primary schools within its parish boundary;
- the use of its Lounge by local organisations and societies and regularly as a polling station; and the increasing use of its flexible church space for local community purposes; and
- the general spiritual support and teaching that it provides and offers to its members and to the local community.

combine to fully satisfy the requirement that, as a registered charity, the public benefit from its existence and its operation.

## MEMBERSHIP

Members of the PCC are either ex officio or elected by the APCM in accordance with the Church Representation Rules. One member was co-opted in May 2023. The members of the PCC during 2023 are set out on the previous page. The members of the PCC are the Trustees of the registered charity.

## COMMITTEES

The PCC had one defined sub-committee appointed annually after the APCM together with additional ad hoc committees and teams which meet between full PCC meetings as the need arises:

*Standing Committee:*

This is the only committee required by law. It has power to transact the business of the PCC between PCC meetings, subject to any directions given by the PCC. The committee met once during 2023.

## ACHIEVEMENTS AND PERFORMANCE

### *Church Electoral Roll ("CER") and church attendance*

At the end of 2023 there were 115 people on the CER (2022: 115), 27 of whom are not resident within the parish (2022: 16).

Details of Service of Public Worship conducted in addition to services at all the major Christian festivals are set out in the Review of the Year on page 4 of this financial pack.

### *PCC Meetings*

The full PCC met 11 times during the year and the average attendance was 78%. (2022: 10 times and 79%). The Standing committee met once during the year (2022: 3 times).

### *Financial Review*

The full financial position is set out in the accounts on pages 6 to 15 of this annual report pack.

During 2023 our normal annual income amounted to £77,671 exceeding our normal annual expenditure of £69,871 by £7,800. We ended 2023 with general and designated reserves of £80,426 and restricted reserves of £19,138 making total reserves of £99,564.

### *Reserves Policy*

St John's PCC targets to hold general unrestricted reserves equivalent to approximately 6 months normal income/expenditure at any time although this will be exceeded if additional reserves are being accumulated to fund future capital projects and/or major repairs. The unrestricted and undesignated reserves at 31 December 2023 amounted to £58,807 which adequately satisfied this policy

Our restricted Funds total £19,138. This is comprised of the following funds:-

the "Langford Legacy Fund" which can only be expended on "the Church building and its interior;"

the "Vicar's Discretionary Fund;"

the "Warm Spaces & Poverty Relief Fund;"

the "Strategic Development Fund;"

sundry small restricted fund; and

funds "held for third parties.

Reserves that are not required for immediate expenditure are held on deposit with the CCLA CBF C of E Deposit Fund.

# THE PAROCHIAL CHURCH COUNCIL OF THE ECCLESIASTICAL PARISH OF ST JOHN THE BAPTIST, SPALDING ANNUAL REPORT FOR THE YEAR ENDED 31 DECEMBER 2023

## REVIEW OF THE YEAR

Looking back on 2023 it was a year of ups and downs. Overall we give thanks to God that St John's continued to grow and develop.

### Our pattern of worship Services.

2023 began with a pattern of two main weekly services: the weekly 10am Eucharist on Sundays and a spoken midweek communion service in the Church Lounge on Thursdays also at 10am. These were led by Rev Greg and Rev Pat with Canon Martyn Taylor a regular visiting preacher on Sundays and Rev Michael Bullock OSG taking the occasional Thursday service.

Our other regular services were: Sunday 8am spoken communion service - twice monthly; a Sunday 4pm Book of Common Prayer Evening Prayer - twice monthly; and a Sunday 3:30pm All Age Service - monthly. On Sundays where there was not an All Age service there was Children's Church at the main 10am service.

This pattern of having something for children and families in the mornings most weeks and once a month in the afternoon was a mixed blessing. On the one hand families that could only do one of those times could make it to church at least once a month, on the other hand it was a challenge to develop momentum week on week with inconsistent timing of children's provision and understandably families might get confused as to what was happening when. One service that no-one will forget in a hurry was the July All Age service plus BBQ when the heavens opened!!

With the arrival of Rev Richard Knowles as our curate we could consider and the PCC agreed to trial a new pattern of Sunday morning services in late September, namely: the 10am traditional eucharist with choir moved to 10:45am, 8am remained twice monthly, and weekly at 9:15am there would be a new family friendly informal service. This service would have children's church most weeks and become an all age service once a month. The trial began in late September and it has since been embedded as part of our regular services.

Once again we enjoyed good attendance at our Christmas services with our Christingle service well supported by St John's School Choir, Rainbows and Brownies; and our service of lessons and carols was a chance to enjoy the wonderful Spalding Community Choir in action, singing another new carol written by their director Zeph Churchill.

## People News.

2023 was a year of some change on the personnel front. At the April APCM Dave Grimshaw was duly elected Churchwarden alongside Sally Sneath who had single-handedly done so much to help St John's through a very difficult time (not least the COVID pandemic). Later in the year, Sally stepped down as warden. The middle of 2023 also saw Dawn Allen step down as Church Manager to pursue a career in the care sector. As has already been mentioned, in July we were joined by a curate Rev Richard Knowles and his family. The end of the academic year also saw Marcus Brookfield step down as our Children and Families worker to pursue work in schools – he remains though a valued and integral part of our children's church team.

## Church Building.

Our building remains in essentially good condition. In addition to hosting church worship it has been good to welcome St John's Primary School into the building for lessons, collective worship and end of term services. We were also able to host special Mothers' Day and Fathers' Day events for the school as well as two Christmas parties, one for the school and one for the church. All of these events were greatly appreciated by those who attended. As a church we also hosted a number of other social and community events including the monthly Friday games afternoon, the annual Summer and Christmas Fayres, a harvest lunch and other events including some very competitive quiz afternoons. I would like to express on the record my gratitude to Hilary Moriaty and the hospitality and fundraising teams for all their efforts in this regard.

## Church Lounge

Throughout 2023 the church lounge continued to be a happy home for the Tuesday Drop-in coffee morning as well as Thursday's communion services. During Lent it also hosted an in person Lent Course on Thursdays at 11am so people could participate in discussion and Bible study after the midweek communion service. The Rainbows and Brownies continued to hire the hall and fill it with fun on Monday and Thursday evenings. We also continued to hire out the lounge to the Tollgate WI. In the first half of 2023 and with the arrival of Spring and after a remarkable effort by the small team that was running it, it was decided to press pause on the Warm Space initiative. All agreed it had been a worthwhile effort that genuinely helped and served the local community, but also it was recognised that we didn't have the manpower to continue it indefinitely.

# THE PAROCHIAL CHURCH COUNCIL OF THE ECCLESIASTICAL PARISH OF ST JOHN THE BAPTIST, SPALDING ANNUAL REPORT FOR THE YEAR ENDED 31 DECEMBER 2023

## Schools

As mentioned above the church continues to maintain its links with St John's primary school. In addition hosting and leading collective worship, RE lessons and end of term services the church has also hosted several sales for the recently formed St John's Uniform Exchange which provides good quality and affordable second-hand uniform for children at the school. For most of 2023 5 of the school's foundation governors are members of St John's: Michael Moriaty (chair), Rev Greg (ex officio), Rev Pat, Angela Marshall and Rachel Wilson. After many years of faithful service Rev Pat decided that Dec 2023 was the time for her to retire. Nevertheless she went out with a bang giving the talk at the 2023 leavers service and pronouncing the blessing at the 2023 end of term Christmas service.

We also welcomed Monkshouse Primary School for an RE lesson and Marcus and Rev Greg delivered an RE lesson in Wygate Park School.

## Other Ministries and events

Over the course of 2023 a number of small groups/activities ran: a course on 'Learning to serve' ran in Lent; in the summer the church again ran an Alpha course and this was duly followed up with The Bible Course and the Prayer Course. The Wednesday night homegroup and a fortnightly Bible study in the church lounge both continued to meet.

The Little Steps toddler group continued to be a welcoming space and supportive community for those who attended and a new singing group Little Songs was started in the autumn term.

Other 'fixtures' in the church's year including the annual fundraisers of the summer and Christmas Fayre's continued to provide opportunities to engage the local community as well as raising funds for the church's ministry. A lunch to fundraise for the leprosy mission also took place as did other lunches that have nourished our community life as well as our stomachs, most notably the harvest lunch.

The St John's clergy team continued to carry out the occasional offices of baptisms, weddings and funerals. Ministry to care homes developed with monthly services in: Ashwood House, The Bungalow (a new and lay-facilitated initiative) and Southfield House. Clergy exercised a one-to-one visiting ministry in several other care homes including St John's.

After some discussion it was agreed that the Mothers' Union branch would close as a formal branch but continue to meet regularly as a fellowship group to encourage its members. My thanks to Betty Lennie who continues to lead that ministry with faith and faithfulness.

The Parish Magazine continues to encourage its readership under the able editorial eye of Chris Wood.

My apologies to any readers if their formal activity has been omitted in this brief overview of the life of a busy church. St John's is, as ever, far more than its formal activities and the Lord has seen the myriad unseen ways in which his family here have sought to love him and others in word and deed.

I would like to close by formally thanking: Sally Sneath for her many years of service at St Johns, Dave Grimshaw for stepping into the role as warden, and the whole PCC for their ongoing help, wisdom and support throughout 2023.

**Reverend G S Bannister** (Vicar and PCC Chair)



Dated: 14<sup>th</sup> March 2023

**THE PAROCHIAL CHURCH COUNCIL OF THE ECCLESIASTICAL PARISH OF  
ST JOHN THE BAPTIST, SPALDING  
RECEIPTS AND PAYMENTS ACCOUNTS  
FOR THE YEAR ENDED 31 DECEMBER 2023**

|  | Note | Unrestricted<br>Funds<br>£ | Designated<br>Funds<br>£ | Restricted<br>Funds<br>£ | Endowmen<br>Funds<br>£ | Total Funds    |                |
|--|------|----------------------------|--------------------------|--------------------------|------------------------|----------------|----------------|
|  |      |                            |                          |                          |                        | 2023<br>£      | 2022<br>£      |
| <b>RECEIPTS</b>  |      |                            |                          |                          |                        |                |                |
| Voluntary income   | 2(a) | 59,732                     | 151                      | 42,746                   | -                      | 102,629        | 115,890        |
| Activities for generating funds  | 2(b) | 9,212                      | -                        | 260                      | -                      | 9,472          | 10,634         |
| Income from investments  | 2(c) | 1,579                      | -                        | 763                      | -                      | 2,342          | 494            |
| Income from church activities  | 2(d) | 6,477                      | -                        | 458                      | -                      | 6,935          | 7,794          |
| Collected for third parties  | 2(e) | 520                        | -                        | 6,189                    | -                      | 6,709          | 7,138          |
| <b>TOTAL RECEIPTS</b>  |      | <b>77,520</b>              | <b>151</b>               | <b>50,416</b>            | <b>-</b>               | <b>128,087</b> | <b>141,950</b> |
| <b>PAYMENTS</b>  |      |                            |                          |                          |                        |                |                |
| Church activities  | 3(a) | 68,493                     | 279                      | 43,182                   | -                      | 111,954        | 119,517        |
| Fund raising costs   | 3(b) | 1,099                      | -                        | -                        | -                      | 1,099          | 1,415          |
| Paid for third parties   | 3(c) | -                          | -                        | 6,354                    | -                      | 6,354          | 6,770          |
| <b>TOTAL PAYMENTS</b>  |      | <b>69,592</b>              | <b>279</b>               | <b>49,536</b>            | <b>-</b>               | <b>119,407</b> | <b>127,702</b> |
| <b>EXCESS OF RECEIPTS OVER<br/>PAYMENTS</b>                            |      | <b>7,928</b>               | <b>(128)</b>             | <b>880</b>               | <b>-</b>               | <b>8,680</b>   | <b>14,248</b>  |
| <b>FUNDS TRANSFER</b>  |      | <b>-</b>                   | <b>-</b>                 | <b>-</b>                 | <b>-</b>               | <b>-</b>       | <b>-</b>       |
|  |      | <b>7,928</b>               | <b>(128)</b>             | <b>880</b>               | <b>-</b>               | <b>8,680</b>   | <b>14,248</b>  |
| <b>OPENING CASH AT BANK AND IN HAND<br/>AT 1 JANUARY 2023 (2022)</b>   |      | <b>50,879</b>              | <b>21,747</b>            | <b>18,258</b>            | <b>-</b>               | <b>90,884</b>  | <b>76,636</b>  |
| <b>CLOSING CASH AT BANK AND IN HAND<br/>AT 31 DECEMBER 2023 (2022)</b> |      | <b>58,807</b>              | <b>21,619</b>            | <b>19,138</b>            | <b>-</b>               | <b>99,564</b>  | <b>90,884</b>  |

**THE PAROCHIAL CHURCH COUNCIL OF THE ECCLESIASTICAL PARISH OF  
ST JOHN THE BAPTIST, SPALDING  
STATEMENT OF ASSETS AND LIABILITIES AS AT 31 DECEMBER 2022**

|  | Note | Unrestricted<br>Funds<br>£ | Designated<br>Funds<br>£ | Restricted<br>Funds<br>£ | Endowment<br>Funds<br>£ | Total Funds   |               |
|--|------|----------------------------|--------------------------|--------------------------|-------------------------|---------------|---------------|
|  |      |                            |                          |                          |                         | 2023<br>£     | 2022<br>£     |
| <b>PRINCIPAL MONETARY ASSETS</b>                   |      |                            |                          |                          |                         |               |               |
| Cash at bank and in hand                           | 6    | 58,807                     | 21,619                   | 19,137                   | -                       | 99,563        | 90,884        |
| <b>Total Monetary Assets</b>                       |      | <b>58,807</b>              | <b>21,619</b>            | <b>19,137</b>            | <b>-</b>                | <b>99,563</b> | <b>90,884</b> |
| <b>OTHER MONETARY ASSETS</b>                       |      |                            |                          |                          |                         |               |               |
| Income tax recoverable                             |      | 949                        | -                        | -                        | -                       | 949           | 961           |
| Monies Due   |      | 184                        | -                        | 2,858                    | -                       | 3,042         | 3,974         |
| <b>Total monies owed</b>                           |      | <b>1,133</b>               | <b>-</b>                 | <b>2,858</b>             | <b>-</b>                | <b>3,991</b>  | <b>4,935</b>  |
| <b>MONETARY LIABILITIES</b>                        |      |                            |                          |                          |                         |               |               |
| Third party monies                                 |      | -                          | -                        | -                        | -                       | -             | 500           |
| Monies owed  |      | 2,199                      | -                        | -                        | -                       | 2,199         | 1,225         |
| <b>Total monies owed</b>                           |      | <b>2,199</b>               | <b>-</b>                 | <b>-</b>                 | <b>-</b>                | <b>2,199</b>  | <b>1,725</b>  |
| <b>PARISH FUNDS</b>                                |      |                            |                          |                          |                         |               |               |
| <b>Unrestricted Funds</b>                          |      |                            |                          |                          |                         |               |               |
| Designated Funds Fabric Fund                       | 8    | -                          | 21,248                   | -                        | -                       | 21,248        | 21,248        |
| Designated Funds Flower Fund                       | 8    | -                          | 371                      | -                        | -                       | 371           | 499           |
| Total Designated Funds                             |      | -                          | 21,619                   | -                        | -                       | 21,619        | 21,747        |
| General Fund                                       | 8    | 58,807                     | -                        | -                        | -                       | 58,807        | 50,879        |
| Total Unrestricted Funds                           |      | 58,807                     | 21,619                   | -                        | -                       | 80,426        | 72,626        |
| <b>Restricted Funds</b>                            |      |                            |                          |                          |                         |               |               |
| Langford Legacy Fund                               | 7    | -                          | -                        | 20,869                   | -                       | 20,869        | 20,107        |
| Vicar's Discretionary Fund                         | 7    | -                          | -                        | 51                       | -                       | 51            | 329           |
| Leprosy Mission                                    | 7    | -                          | -                        | 260                      | -                       | 260           | -             |
| Sundry   | 7    | -                          | -                        | 118                      | -                       | 118           | 450           |
| SDF  | 7    | -                          | -                        | (3,279)                  | -                       | (3,279)       | (3,668)       |
| Warm Spaces and Poverty                            | 7    | -                          | -                        | 783                      | -                       | 783           | 540           |
| Funds for third parties                            | 7    | -                          | -                        | 335                      | -                       | 335           | 500           |
| <b>Endowment</b> The church has no endowment funds |      | -                          | -                        | -                        | -                       | -             | -             |
|  |      | <b>58,807</b>              | <b>21,619</b>            | <b>19,137</b>            | <b>-</b>                | <b>99,563</b> | <b>90,884</b> |

Approved by the Parochial Church Council and signed on its behalf by:

**Reverend G S Bannister**

(Priest in Charge and PCC Chair)

**Mrs J S Millington**

(Treasurer)


Dated: 15/04/2024

The notes on pages 8 to 12 form a part of these accounts

**THE PAROCHIAL CHURCH COUNCIL OF THE ECCLESIASTICAL PARISH OF  
ST JOHN THE BAPTIST, SPALDING  
NOTES TO THE FINANCIAL STATEMENTS  
FOR THE YEAR ENDED 31 DECEMBER 2023**

**1. ACCOUNTING POLICIES**

The financial statements have been prepared under the historical cost convention on a cash accounting basis. The financial statements include all transactions for which the PCC is responsible for in law. They do not include the accounts of church groups that owe their main affiliation to another body, nor those that are informal gatherings of church members.

**Funds**

*Endowment funds are funds, the capital of which must be maintained; only income arising from investment of the endowment may be used either as restricted or unrestricted funds depending upon the purpose for which the endowment was established.*

*Restricted funds represent (a) income from trusts or endowments which may be expended only on those restricted objects provided in the terms of the trust or bequest, and (b) donations or grants received for a specific object or invited by the PCC for a specific object. The funds may only be expended on the specific object for which they were given. Any balance remaining unspent at the end of each year must be carried forward as a balance on that fund. The PCC does not usually invest separately for each fund. Where there is no separate investment, interest is apportioned to individual funds on an average basis. *Unrestricted funds* are general funds which can be used for PCC ordinary purposes.*

*Designated Funds are Unrestricted Funds that the PCC has designated for a specific purpose and which the PCC may undesignate at any time if it wishes.*

**Incoming resources**

All income is recognized when it is received. All incoming resources are accounted for gross.

**Resources expended**

All expenditure is generally recognized when it is paid and is accounted for gross.

**Fixed Assets**

Consecrated and benefice property is not included in the accounts in accordance with s.10(2)(a) of the Charities Act 2011.

Movable church furnishings that are held by the vicar and churchwardens on special trust for the PCC and which require a faculty for their acquisition or disposal are inalienable property, listed in the church's inventory, which can be inspected (at any reasonable time). These assets are not valued in the financial statement and expenditure on them is written off in the Statement of Financial Activity in the year that it is expended.

**Current Assets and Liabilities**

Amounts owing to the PCC at 31 December in respect of fees, rent or other income are shown as other monetary assets, less provision for amounts that may prove uncollectable.

Amounts owed by the PCC or held for 3rd parties are shown as Monetary Liabilities.

**Money collected for third parties**

All funds collected for third parties and not the immediate property of the PCC are treated by the PCC's accounting systems as "Agency Funds" and are treated as a Restricted Fund in these accounts. Any part of these funds due to the PCC is only transferred to the General Fund when the PCC becomes entitled to these funds.

**Church of England Strategic Development Fund project**

The Church has been selected to be a part of the Church of England Strategic Development project. This includes initial Start Up Funding and a contribution towards specific staffing costs reducing from 100% of the cost equivalent of two full time in year one reducing by 20% per annum over 5 years. The SDF funded element of this project is accounted for as a Restricted Fund and the Parish's increasing contribution will have to be funded from Unrestricted General Reserves as time progresses.

**THE PAROCHIAL CHURCH COUNCIL OF THE ECCLESIASTICAL PARISH OF  
ST JOHN THE BAPTIST, SPALDING  
NOTES TO THE FINANCIAL STATEMENTS  
FOR THE YEAR ENDED 31 DECEMBER 2023**

**2. INCOMING RESOURCES**

|  | Unrestricted  | Designated | Restricted    | Endowment | TOTAL FUNDS    |                |
|--|---------------|------------|---------------|-----------|----------------|----------------|
|  | Funds         | Funds      | Funds         | Funds     | 2023           | 2022           |
|  | £             | £          | £             | £         | £              | £              |
| <b>(a) Voluntary income</b>                |               |            |               |           |                |                |
| Planned giving:                            |               |            |               |           |                |                |
| Gift Aided donations                       | 36,043        | -          | -             | -         | 36,043         | 35,987         |
| Income tax recoverable thereon             | 9,137         | -          | -             | -         | 9,137          | 8,871          |
| Other planned giving                       | 5,619         | -          | -             | -         | 5,619          | 5,950          |
| Collections (open plate) at all services   | 3,567         | -          | -             | -         | 3,567          | 2,852          |
| Gift Aid Grant on Small Donations          | 2,192         | -          | -             | -         | 2,192          | 1,698          |
| One-off giving                             |               |            |               |           |                |                |
| Donations                                  | 1,916         | 151        | 86            | -         | 2,153          | 1,370          |
| Gift Aid on One-off Donations              | 318           | -          | 7             | -         | 325            | 90             |
| Legacies                                   | -             | -          | -             | -         | -              | 2,482          |
| Grants                                     | 940           | -          | 42,653        | -         | 43,593         | 56,590         |
|  | <b>59,732</b> | <b>151</b> | <b>42,746</b> | <b>-</b>  | <b>102,629</b> | <b>115,890</b> |
| <b>(b) Activities for generating funds</b> |               |            |               |           |                |                |
| Fund raising events and activities         | 7,457         | -          | 260           | -         | 7,717          | 8,735          |
| Magazine Income generated                  | 1,652         | -          | -             | -         | 1,652          | 1,767          |
| Gift Aid on Magazine Sponsorship           | 103           | -          | -             | -         | 103            | 132            |
|  | <b>9,212</b>  | <b>-</b>   | <b>260</b>    | <b>-</b>  | <b>9,472</b>   | <b>10,634</b>  |
| <b>(c) Income from investments</b>         |               |            |               |           |                |                |
| Rental income                              | 174           | -          | -             | -         | 174            | 174            |
| Interest received                          | 1,405         | -          | 763           | -         | 2,168          | 320            |
|  | <b>1,579</b>  | <b>-</b>   | <b>763</b>    | <b>-</b>  | <b>2,342</b>   | <b>494</b>     |
| <b>(d) Income from church activities</b>   |               |            |               |           |                |                |
| Fees                                       | 3,633         | -          | -             | -         | 3,633          | 4,299          |
| Outreach                                   | 228           | -          | 458           | -         | 686            | 572            |
| Church lounge lettings                     | 2,429         | -          | -             | -         | 2,429          | 2,781          |
| Sundry sales                               | 187           | -          | -             | -         | 187            | 142            |
|  | <b>6,477</b>  | <b>-</b>   | <b>458</b>    | <b>-</b>  | <b>6,935</b>   | <b>7,794</b>   |
| <b>(e) Other incoming resources</b>        |               |            |               |           |                |                |
| Insurance Claims                           | 520           | -          | -             | -         | 520            | -              |
| Funds collected for third parties          | -             | -          | 6,189         | -         | 6,189          | 7,138          |
|  | <b>520</b>    | <b>-</b>   | <b>6,189</b>  | <b>-</b>  | <b>6,709</b>   | <b>7,138</b>   |
| <b>TOTAL INCOMING RESOURCES</b>            | <b>77,520</b> | <b>151</b> | <b>50,416</b> | <b>-</b>  | <b>128,087</b> | <b>141,950</b> |

**THE PAROCHIAL CHURCH COUNCIL OF THE ECCLESIASTICAL PARISH OF  
ST JOHN THE BAPTIST, SPALDING  
NOTES TO THE FINANCIAL STATEMENTS  
FOR THE YEAR ENDED 31 DECEMBER 2023**

**3. RESOURCES USED**

|  | Unrestricted<br>Funds<br>£ | Designated<br>Funds<br>£ | Restricted<br>Funds<br>£ | Endowment<br>Funds<br>£ | TOTAL FUNDS    |                |
|--|----------------------------|--------------------------|--------------------------|-------------------------|----------------|----------------|
|  |                            |                          |                          |                         | 2023<br>£      | 2022<br>£      |
| <b>3(a) Church activities</b>                  |                            |                          |                          |                         |                |                |
| Ministry: Parish Share                         | 33,000                     | -                        | -                        | -                       | 33,000         | 33,000         |
| Clergy expenses                                | 783                        | -                        | -                        | -                       | 783            | 272            |
| Mission and Admin Staff Costs                  | 2,810                      | -                        | 25,669                   | -                       | 28,479         | 30,904         |
| Church running expenses                        | 9,845                      | -                        | -                        | -                       | 9,845          | 10,062         |
| Service running costs                          | 1,116                      | 279                      | -                        | -                       | 1,395          | 810            |
| Church maintenance and cleaning                | 8,855                      | -                        | -                        | -                       | 8,855          | 5,775          |
| Church clock & bell repairs                    | 451                        | -                        | -                        | -                       | 451            | 270            |
| Church organ & piano repairs                   | 220                        | -                        | -                        | -                       | 220            | 445            |
| Mission and outreach costs and donations       | 3,153                      | -                        | 718                      | -                       | 3,871          | 2,617          |
| Fees of the organists and other choir costs    | 1,327                      | -                        | -                        | -                       | 1,327          | 1,185          |
| Magazine production                            | 1,058                      | -                        | -                        | -                       | 1,058          | 1,003          |
| General sundries                               | 2,390                      | -                        | 200                      | -                       | 2,590          | 2,145          |
| Stationery, photocopying, computer costs, etc. | 3,485                      | -                        | -                        | -                       | 3,485          | 2,510          |
| SDF Start-up Costs                             | -                          | -                        | 16,595                   | -                       | 16,595         | 28,519         |
|  | <b>68,493</b>              | <b>279</b>               | <b>43,182</b>            | <b>-</b>                | <b>111,954</b> | <b>119,517</b> |
| <b>3(b) Fund raising costs</b>                 |                            |                          |                          |                         |                |                |
| Lottery prizes                                 | 635                        | -                        | -                        | -                       | 635            | 750            |
| Cost of Fetes & Festivals                      | 464                        | -                        | -                        | -                       | 464            | 665            |
|  | <b>1,099</b>               | <b>-</b>                 | <b>-</b>                 | <b>-</b>                | <b>1,099</b>   | <b>1,415</b>   |
| <b>3(c) Other outgoing resources</b>           |                            |                          |                          |                         |                |                |
| Paid for third parties                         | -                          | -                        | 6,354                    | -                       | 6,354          | 6,770          |
|  | <b>-</b>                   | <b>-</b>                 | <b>6,354</b>             | <b>-</b>                | <b>6,354</b>   | <b>6,770</b>   |
| <b>TOTAL RESOURCES USED</b>                    | <b>69,592</b>              | <b>279</b>               | <b>49,536</b>            | <b>-</b>                | <b>119,407</b> | <b>127,702</b> |

**4. STAFF COSTS** (Included in expenses above)

|                               | 2023<br>£     | 2022<br>£     |
|-------------------------------|---------------|---------------|
| (a) Wages of the cleaner      | 2,133         | 3,867         |
| Mission and Admin Staff Costs | 28,479        | 30,904        |
| Total Staff Costs             | <b>30,612</b> | <b>34,771</b> |

(b) During the year the PCC employed two Mission and Admin staff members, and a cleaner, none of whom earned £40,000 p.a. or more.

**THE PAROCHIAL CHURCH COUNCIL OF THE ECCLESIASTICAL PARISH OF  
ST JOHN THE BAPTIST, SPALDING  
NOTES TO THE FINANCIAL STATEMENTS  
FOR THE YEAR ENDED 31 DECEMBER 2023**

**5. GIVING TO CHARITY**

Our principal onward giving to charity results from ongoing fundraising for an enablement project in Mozambique managed by the Leprosy Mission.

Onward giving in this way has been made as follows:

|  |        |
|--|--------|
| Funds raised in 2023 accounted for in January 2024 | £751   |
| Funds raised in 2023 and paid over in January 2024 | £260   |
| Funds raised in 2022 accounted for in January 2023 | £1,020 |

Fundraising was also undertaken and paid over in 2023 as follows:

|  |      |
|--|------|
| The Children's Society (Christingle Appeal)      |      |
| Funds raised and paid across in in 2023          | £150 |
| Funds raised in 2022 paid across in January 2023 | £50  |

**6. CASH AT BANK & IN HAND**

|  | 2023          |               |               | Total         | 2022          |
|--|---------------|---------------|---------------|---------------|---------------|
|  | Unrestricted  | Designated    | Restricted    |               |               |
|  | £             | £             | £             | £             | £             |
| Lloyds Bank Current & Deposit Accounts | <b>34,596</b> | <b>21,619</b> | <b>-1,762</b> | <b>54,453</b> | <i>45,776</i> |
| CCLA CBF Deposit Fund                  | <b>24,131</b> | -             | <b>20,869</b> | <b>45,000</b> | <i>45,000</i> |
| Charge Card                            | <b>0</b>      | -             | <b>0</b>      | -             | <i>28</i>     |
| Cash In hand                           | <b>80</b>     | -             | <b>30</b>     | <b>110</b>    | <i>80</i>     |
|  | <b>58,807</b> | <b>21,619</b> | <b>19,137</b> | <b>99,563</b> | <i>90,884</i> |

**THE PAROCHIAL CHURCH COUNCIL OF THE ECCLESIASTICAL PARISH OF  
ST JOHN THE BAPTIST, SPALDING  
NOTES TO THE FINANCIAL STATEMENTS  
FOR THE YEAR ENDED 31 DECEMBER 2023**

**7. RESTRICTED FUND DETAILS**

|                              | Opening<br>balance<br>01/01/2023<br>£ | Funds<br>added<br>£ | Funds<br>used<br>£ | Funds<br>transferred<br>within<br>restricted<br>funds<br>£ | Funds<br>transferred<br>to/from<br>unrestricted<br>funds<br>£ | Carried<br>forward<br>31/12/2023<br>£ |
|------------------------------|---------------------------------------|---------------------|--------------------|--|---|---------------------------------------|
| Langford Legacy              | 20,106                                | 763                 | -                  | -  | -   | 20,869                                |
| Vicars Discretionary         | 329                                   | -                   | (278)              | -  | -   | 51                                    |
| Leprosy Mission              | -                                     | 260                 | -                  | -  | -   | 260                                   |
| Sundry                       | 450                                   | 144                 | (476)              | -  | -   | 118                                   |
| Strategic Development Fund   | (3,668)                               | 42,653              | (42,264)           | -  | -   | (3,279)                               |
| Warm Spaces & Poverty Relief | 540                                   | 407                 | (164)              | -  | -   | 783                                   |
| Funds for third parties      | 500                                   | 6,189               | (6,354)            | -  | -   | 335                                   |
|                              | <b>18,257</b>                         | <b>50,416</b>       | <b>(49,536)</b>    | -  | -   | <b>19,137</b>                         |

The negative balance of £3,278 on the Strategic Development Fund represents payments of £2857.66 made in 2023 which were included in a grant claim made in December 2023, for which the repayment was received on 12/01/2024, and £420.63 still to be claimed at 31/12/23.

**8. GENERAL FUND DETAILS**

|                            | Opening<br>balance<br>01/01/2023<br>£ | Funds<br>added<br>£ | Funds<br>used<br>£ | Funds<br>transferred<br>within<br>unrestricted<br>funds<br>£ | Funds<br>transferred<br>to/from<br>restricted<br>funds<br>£ | Carried<br>forward<br>31/12/2023<br>£ |
|----------------------------|---------------------------------------|---------------------|--------------------|--|---|---------------------------------------|
| Designated Funds           |                                       |                     |                    |  |   |                                       |
| Fabric Fund                | 21,248                                | -                   | -                  | -  | -   | 21,248                                |
| Flower Fund                | 499                                   | 151                 | (279)              | -  | -   | 371                                   |
| Total Designated Funds     | <b>21,747</b>                         | <b>151</b>          | <b>(279)</b>       | -  | -   | <b>21,619</b>                         |
| Undesignated General Funds | 50,879                                | 77,520              | (69,592)           | -  | -   | 58,807                                |
| Total Unrestricted Funds   | <b>72,626</b>                         | <b>77,671</b>       | <b>(69,871)</b>    | -  | -   | <b>80,426</b>                         |

**9. THIRD PARTY FUNDS HANDLED BY PCC**

During the year funds were collected for third parties or which were not for the immediate use of the PCC. These are held in a restricted fund and were collected and paid on or released for the following purposes.

|                                | Opening<br>Balances<br>01/01/2023 | Receipts     | Payments       | Closing<br>Balances<br>31/12/2023 |
|--------------------------------|-----------------------------------|--------------|----------------|-----------------------------------|
| Childrens Society              | -                                 | 50           | (50)           | -                                 |
| Funeral Collections to Forward | -                                 | 1,729        | (1,729)        | -                                 |
| Funeral Control                | (40)                              | 1,864        | (1,949)        | (125)                             |
| Lottery Control                | 540                               | 795          | (1,275)        | 60                                |
| Other Collections to Forward   | -                                 | 853          | (853)          | -                                 |
| Wedding Control                | -                                 | 898          | (498)          | 400                               |
|                                | <b>500</b>                        | <b>6,189</b> | <b>(6,354)</b> | <b>335</b>                        |

# INDEPENDENT EXAMINER'S REPORT TO THE PAROCHIAL CHURCH COUNCIL OF THE ECCLESIASTICAL PARISH OF ST JOHN THE BAPTIST, SPALDING

## Independent Examiner's Report to the Trustees

I report to the charity trustees on my examination of the accounts of the charity for the year ended 31 December 2023 which are set out on pages 1 to 12.

## Responsibilities and basis of report

As the charity's trustees you are responsible for the preparation of the accounts in accordance with the requirements of the Charities Act 2011 ('the Act').

I report in respect of my examination of the charity's accounts carried out under section 145 of the Act and in carrying out my examination I have followed all the applicable Directions given by the Charity Commission under section 145(5)(b) of the Act.

## Independent examiner's statement

I have completed my examination. I confirm that no material matters have come to my attention in connection with the examination giving me cause to believe that in any material respect:

1. accounting records were not kept in respect of the charity as required by section 130 of the Act; or
2. the accounts do not accord with those records.

I have no concerns and have come across no other matters in connection with the examination to which attention should be drawn in this report in order to enable a proper understanding of the accounts to be reached.

Alistair Main FCA  
Duncan & Toplis Limited  
Enterprise Way  
Pinchbeck  
Spalding  
Lincolnshire

Date 15<sup>th</sup> April 2024

St John the Baptist PCC, Spalding  
RECEIPTS AND PAYMENTS ACCOUNT YEAR ENDED 31 DECEMBER 2023

|  | Unrestricted Funds |               |                  |             | Restricted Funds         |                 |                       |                 |            |                            |                              |                         | Total Funds 2023       | Total Funds 2022 |                |
|--|--------------------|---------------|------------------|-------------|--------------------------|-----------------|-----------------------|-----------------|------------|----------------------------|------------------------------|-------------------------|------------------------|------------------|----------------|
|  | General Fund       |               | Designated Funds |             | Total Unrestricted Funds | Langford Legacy | Vicar's Discretionary | Leprosy Mission | Sundry     | Strategic Development Fund | Warm Spaces & Poverty Relief | Funds for third parties | Total Restricted Funds | £                | £              |
|  | £                  | £             | Flower Fund      | Fabric Fund |                          |                 |                       |                 |            |                            |                              |                         |                        |                  |                |
| <b>Receipts in the year</b>              |                    |               |                  |             |                          |                 |                       |                 |            |                            |                              |                         |                        |                  |                |
| <b>Voluntary Income</b>                  |                    |               |                  |             |                          |                 |                       |                 |            |                            |                              |                         |                        |                  |                |
| Planned Giving Gift Aided                | 36,043             |               | -                | -           |                          |                 |                       |                 |            |                            |                              |                         |                        |                  |                |
| IncomeTax reclaimed on above             | 9,137              |               | -                | -           |                          |                 |                       |                 |            |                            |                              |                         |                        |                  |                |
| Planned Giving not Gift Aided            | 5,619              |               | -                | -           |                          |                 |                       |                 |            |                            |                              |                         |                        |                  |                |
| Other "Open Plate" service collections   | 3,567              |               | -                | -           |                          |                 |                       |                 |            |                            |                              |                         |                        |                  |                |
| One-off donations                        | 1,916              |               | 151              | -           |                          |                 |                       |                 |            |                            | 86                           |                         |                        |                  |                |
| Income Tax on "One-off" donations        | 318                |               | -                | -           |                          |                 |                       |                 |            |                            | 7                            |                         |                        |                  |                |
| GASDS Tax relief obtained                | 2,192              |               | -                | -           |                          |                 |                       |                 |            |                            |                              |                         |                        |                  |                |
| Legacies                                 | -                  |               | -                | -           |                          |                 |                       |                 |            |                            |                              |                         |                        |                  |                |
| Grants                                   | 940                | 59,732        | -                | -           |                          |                 |                       |                 | 42,653     |                            |                              |                         | 42,746                 | 102,629          | 115,890        |
| <b>Activities for generating funds</b>   |                    |               |                  |             |                          |                 |                       |                 |            |                            |                              |                         |                        |                  |                |
| Fund Raising Activities                  | 6,182              |               | -                | -           |                          |                 | 260                   |                 |            |                            |                              |                         |                        |                  |                |
| Lottery Income                           | 1,275              |               | -                | -           |                          |                 |                       |                 |            |                            |                              |                         |                        |                  |                |
| Magazine Income                          | 1,652              |               | -                | -           |                          |                 |                       |                 |            |                            |                              |                         |                        |                  |                |
| Tax reclaimed on Magazine Sponsorship    | 103                | 9,212         | -                | -           |                          |                 |                       |                 |            |                            |                              |                         | 260                    | 9,472            | 10,634         |
| <b>Income From Investments</b>           |                    |               |                  |             |                          |                 |                       |                 |            |                            |                              |                         |                        |                  |                |
| Rental Income                            | 174                |               | -                | -           |                          |                 |                       |                 |            |                            |                              |                         |                        |                  |                |
| Interest                                 | 1,405              | 1,579         | -                | -           |                          | 763             |                       |                 |            |                            |                              |                         | 763                    | 2,342            | 494            |
| <b>Income from our Church activities</b> |                    |               |                  |             |                          |                 |                       |                 |            |                            |                              |                         |                        |                  |                |
| Fees                                     | 3,633              |               | -                | -           |                          |                 |                       |                 |            |                            |                              |                         |                        |                  |                |
| Outreach                                 | 228                | -             | -                | -           |                          |                 |                       | 144             |            |                            | 314                          |                         |                        |                  |                |
| Lounge letting income                    | 2,429              |               | -                | -           |                          |                 |                       |                 |            |                            |                              |                         |                        |                  |                |
| Sundry Sales                             | 187                | 6,477         | -                | -           |                          |                 |                       |                 |            |                            |                              |                         | 458                    | 6,935            | 7,794          |
| <b>Other incoming resources</b>          |                    |               |                  |             |                          |                 |                       |                 |            |                            |                              |                         |                        |                  |                |
| Insurance claims                         | 520                |               | -                | -           |                          |                 |                       |                 |            |                            |                              |                         |                        |                  |                |
| Funds collected for third parties        | -                  | 520           | -                | -           |                          |                 |                       |                 |            |                            | 6,189                        |                         | 6,189                  | 6,709            | 7,138          |
| <b>Total Receipts</b>                    | <b>77,520</b>      | <b>77,520</b> | <b>151</b>       | <b>-</b>    | <b>77,671</b>            | <b>763</b>      | <b>-</b>              | <b>260</b>      | <b>144</b> | <b>42,653</b>              | <b>407</b>                   | <b>6,189</b>            | <b>50,416</b>          | <b>128,087</b>   | <b>141,950</b> |
| <b>Payments in the year</b>              |                    |               |                  |             |                          |                 |                       |                 |            |                            |                              |                         |                        |                  |                |
| Parish Share                             | 33,000             |               | -                | -           | 33,000                   |                 |                       |                 |            |                            |                              |                         |                        | 33,000           | 33,000         |
| Heating, light, water & Insurance        | 9,845              |               | -                | -           | 9,845                    |                 |                       |                 |            |                            |                              |                         |                        | 9,845            | 10,062         |
| Church maintenance & cleaning            | 9,526              |               | -                | -           | 9,526                    |                 |                       |                 |            |                            |                              |                         |                        | 9,526            | 6,045          |
| SDF start-up costs                       | -                  |               | -                | -           | -                        |                 |                       |                 | 16,595     |                            |                              |                         | 16,595                 | 16,595           | 28,519         |
| Service running costs (inc Organists)    | 2,443              | 279           | -                | -           | 2,722                    |                 |                       |                 |            |                            |                              |                         |                        | 2,722            | 2,440          |
| Administration and ministry salaries     | 2,581              |               | -                | -           | 2,581                    |                 |                       |                 | 25,669     |                            |                              |                         | 25,669                 | 28,250           | 30,904         |
| Administration and ministry support      | 7,226              |               | -                | -           | 7,226                    |                 |                       | 200             |            |                            |                              |                         | 200                    | 7,426            | 4,678          |
| Outreach and Charitable Giving           | 2,450              |               | -                | -           | 2,450                    |                 | 278                   |                 | 276        |                            | 164                          |                         | 718                    | 3,168            | 2,617          |
| Advertising                              | 364                |               | -                | -           | 364                      |                 |                       |                 |            |                            |                              |                         |                        | 364              | 249            |
| Charitable donations made                | -                  |               | -                | -           | -                        |                 |                       |                 |            |                            |                              |                         |                        | -                | -              |
| Magazine production costs                | 1,058              |               | -                | -           | 1,058                    |                 |                       |                 |            |                            |                              |                         |                        | 1,058            | 1,003          |
| Lottery prizes                           | 635                |               | -                | -           | 635                      |                 |                       |                 |            |                            |                              |                         |                        | 635              | 750            |
| Other fundraising costs                  | 464                |               | -                | -           | 464                      |                 |                       |                 |            |                            |                              |                         |                        | 464              | 665            |
| Paid for third parties                   | -                  |               | -                | -           | -                        |                 |                       |                 |            |                            | 6,354                        |                         | 6,354                  | 6,354            | 6,770          |
| <b>Total Payments</b>                    | <b>69,592</b>      | <b>279</b>    | <b>-</b>         | <b>-</b>    | <b>69,871</b>            | <b>-</b>        | <b>278</b>            | <b>-</b>        | <b>476</b> | <b>42,264</b>              | <b>164</b>                   | <b>6,354</b>            | <b>49,536</b>          | <b>119,407</b>   | <b>127,702</b> |
| Opening Balances at 01/01/2022           | 50,879             | 499           | 21,248           |             | 72,626                   | 20,106          | 329                   | -               | 450        | 3,668                      | 540                          | 500                     | 18,257                 | 90,883           | 76,636         |
| Receipts in the year                     | 77,520             | 151           | -                |             | 77,671                   | 763             | -                     | 260             | 144        | 42,653                     | 407                          | 6,189                   | 50,416                 | 128,087          | 141,950        |
|  | 128,399            | 650           | 21,248           |             | 150,297                  | 20,869          | 329                   | 260             | 594        | 38,985                     | 947                          | 6,689                   | 68,673                 | 218,970          | 218,586        |
| Less Payments                            | - 69,592           | - 279         | -                | -           | - 69,871                 | -               | - 278                 | -               | - 476      | - 42,264                   | - 164                        | - 6,354                 | - 49,536               | - 119,407        | - 127,702      |
| Closing Balances at 31/12/2022           | 58,807             | 371           | 21,248           |             | 80,426                   | 20,869          | 51                    | 260             | 118        | (3,279)                    | 783                          | 335                     | 19,137                 | 99,563           | 90,884         |

**St John the Baptist PCC, Spalding**

**SUMMARY OF ASSETS AND LIABILITIES AS AT 31 DECEMBER 2023**

|  | Unrestricted Funds |             |               |                          | Restricted Funds |                       |                 |            |                           |                              |                         |                        | Total Funds 2023 | Total Funds 2022 |
|--|--------------------|-------------|---------------|--------------------------|------------------|-----------------------|-----------------|------------|---------------------------|------------------------------|-------------------------|------------------------|------------------|------------------|
|  | General Fund       | Flower Fund | Fabric Fund   | Total Unrestricted Funds | Langford Legacy  | Vicar's Discretionary | Leprosy Mission | Sundry     | Straegic Development Fund | Warm Spaces & Poverty Relief | Funds for third parties | Total Restricted Funds | £                | £                |
|  | £                  | £           | £             | £                        | £                | £                     | £               | £          | £                         | £                            | £                       | £                      | £                | £                |
| <b>Cash Funds</b>                      |                    |             |               |                          |                  |                       |                 |            |                           |                              |                         |                        |                  |                  |
| Lloyds Bank Accounts                   | 34,596             | 371         | 21,248        | 56,215                   | -                | 51                    | 260             | 87         | - 3,278                   | 783                          | 335                     | - 1,762                | 54,453           | 45,776           |
| CCLA's CBF Deposit Funds               | 24,131             | -           | -             | 24,131                   | 20,869           | -                     | -               | -          | -                         | -                            | -                       | 20,869                 | 45,000           | 45,000           |
| Charge Card                            | -                  | -           | -             | -                        | -                | -                     | -               | -          | -                         | -                            | -                       | -                      | -                | 28               |
| Cash                                   | 80                 | -           | -             | 80                       | -                | -                     | -               | 30         | -                         | -                            | -                       | 30                     | 110              | 80               |
| <b>Total Current Assets</b>            | <b>58,807</b>      | <b>371</b>  | <b>21,248</b> | <b>80,426</b>            | <b>20,869</b>    | <b>51</b>             | <b>260</b>      | <b>117</b> | <b>- 3,278</b>            | <b>783</b>                   | <b>335</b>              | <b>19,137</b>          | <b>99,563</b>    | <b>90,884</b>    |
| <b>Other Monetary Assets</b>           |                    |             |               |                          |                  |                       |                 |            |                           |                              |                         |                        |                  |                  |
| Income tax Recoverable                 | 949                | -           | -             | 949                      | -                | -                     | -               | -          | -                         | -                            | -                       | -                      | 949              | 961              |
| Other Monies Due                       | 184                | -           | -             | 184                      | -                | -                     | -               | -          | 2,858                     | -                            | -                       | 2,858                  | 3,042            | 3,974            |
| <b>Total monies owed to the Church</b> | <b>1,133</b>       | <b>-</b>    | <b>-</b>      | <b>1,133</b>             | <b>-</b>         | <b>-</b>              | <b>-</b>        | <b>-</b>   | <b>-</b>                  | <b>-</b>                     | <b>-</b>                | <b>2,858</b>           | <b>3,991</b>     | <b>4,935</b>     |
| 9613974                                |                    |             |               |                          |                  |                       |                 |            |                           |                              |                         |                        |                  |                  |
| <b>Monetary Liabilities</b>            |                    |             |               |                          |                  |                       |                 |            |                           |                              |                         |                        |                  |                  |
| Third Party Monies                     | -                  | -           | -             | -                        | -                | -                     | -               | -          | -                         | -                            | -                       | -                      | -                | 500              |
| Owed for supplies                      | 2,199              | -           | -             | 2,199                    | -                | -                     | -               | -          | -                         | -                            | -                       | -                      | 2,199            | 1,225            |
|  | 2,199              | -           | -             | 2,199                    | -                | -                     | -               | -          | -                         | -                            | -                       | -                      | 2,199            | 1,725            |

---

# Accounts

---

# The Parochial Church Council of the Ecclesiastical Parish of St John the Baptist, Spalding, Lincolnshire

Registered Charity number 1127799

## ANNUAL REPORT AND FINANCIAL STATEMENTS OF THE PAROCHIAL CHURCH COUNCIL FOR THE YEAR ENDED 31 DECEMBER 2022



### **Priest in Charge:**

Revd G S Bannister

### **Principal Bankers: Independent Examinars:**

Lloyds Bank plc

Hall Place  
Spalding  
Lincolnshire

Duncan and Toplis Limited

Chartered Accountants  
Enterprise Way  
Pinchbeck  
Spalding  
Lincolnshire

**The Parochial Church Council of the Ecclesiastical Parish of  
St John the Baptist, Spalding, Lincolnshire  
FOR THE YEAR ENDED 31 DECEMBER 2022**

**Parochial Church Council ("*PCC*") Members serving during 2022**

Ex Officio Members

|   |                      |           |                         |
|---|----------------------|-----------|-------------------------|
| <i>Priest in Charge:</i>  | Rev Greg Bannister   | (SC) (FC) |                         |
| <i>NS Assistant Priest</i>  | Rev Sophie Bannister |           |                         |
| <i>Hon Assistant Priest:</i>  | Rev Pat Willson      | (SC)      |                         |
| <i>Churchwarden:</i>  | Mrs Sally Sneath     | (SC) (FC) | <i>(PCC Vice Chair)</i> |
| <i>Elected Representatives on the Deanery Synod until 2023 APCM</i> |                      |           |                         |
|   | Mrs Margaret Smith   |           |                         |
|   | Mrs Yvonne Edgoose   |           |                         |
|   | Ms Maria Stone       |           |                         |

PCC Elected Members: (All Elected at APCM on 24 April 2022 until the 2023 APCM)

|                      |           |                        |
|----------------------|-----------|------------------------|
| Mr Lawrence Calkin   | (SC) (FC) | <i>(PCC Treasurer)</i> |
| Mr David Grimshaw    |           |                        |
| Mrs Sarah Grimshaw   |           |                        |
| Mrs Freda Hilliar    | (SC)      | <i>(PCC Secretary)</i> |
| Mrs Betty Lennie     |           |                        |
| Mrs Julie Millington | (SC) (FC) |                        |
| Mrs Hilary Moriaty   |           |                        |
| Mr Michael Moriaty   | (SC) (FC) |                        |
| Mrs Jacky Owens      | (FC)      |                        |
| Mr Christopher Wood  |           |                        |
| Mrs Mary Wood        |           |                        |
| Mr Paul Wilson       |           |                        |

(SC) indicates Standing Committee member

(FC) indicates Finance Committee member

**CONTENTS OF THIS REPORT:**

|   | <b>Page</b> |
|---|-------------|
| Trustees Annual Report                  | 3 - 5       |
| Receipts and Payments                   | 6           |
| Statement of Assets and Liabilities     | 7           |
| Notes to the Accounts                   | 8-12        |
| Independent Examiner's Report           | 13          |
| Receipts and Payments Account in Detail | 14          |
| Summary of Assets and Liabilities       | 15          |

# THE PAROCHIAL CHURCH COUNCIL OF THE ECCLESIASTICAL PARISH OF ST JOHN THE BAPTIST, SPALDING ANNUAL REPORT FOR THE YEAR ENDED 31 DECEMBER 2022

---

## STRUCTURE, GOVERNANCE AND MANAGEMENT

The method of appointment of PCC members is set out in the Church Representation Rules. All church attendees are encouraged to register on the Church Electoral Roll and to attend and vote at the Annual Parochial Church Meeting (APCM). The PCC is registered as a Charity. The Registered Charity Number is 1127799.

---

## OBJECTS AND ACTIVITIES

St. John the Baptist Parochial Church Council ("PCC") has the responsibility of co-operating with the Minister in charge of the Parish in promoting within the ecclesiastical parish the whole mission of the Church, pastoral, evangelistic, social and ecumenical. They also have maintenance responsibilities for the Parish Church of St. John the Baptist, Hawthorn Bank, Spalding, Lincolnshire.

---

## PUBLIC BENEFIT

The PCC considers that:-

- the operation of the Parish Church and its public acts of Christian Worship;
- its delivery of Baptism, Marriage and Funeral Services to any resident of the ecclesiastical parish;
- its involvement with three primary schools within its parish boundary;
- the use of its Lounge by local organisations and societies and regularly as a polling station; and the increasing use of its flexible church space for local community purposes; and
- the general spiritual support and teaching that it provides and offers to its members and to the local community;

combine to fully satisfy the requirement that, as a registered charity, the public benefit from its existence and its operation.

---

## MEMBERSHIP

Members of the PCC are either ex officio or elected by the APCM in accordance with the Church Representation Rules. The members of the PCC during 2022 are set out on the previous page. The members of the PCC are the Trustees of the registered charity.

---

## COMMITTEES

The PCC operates with two sub-committees together with additional ad hoc committees and teams which meet between full PCC meetings as the need arises:

*Standing Committee:* This is the only committee required by law. It has power to transact the business of the PCC between PCC meetings, subject to any directions given by the PCC. The committee met once during 2022.

*Finance Committee:* This committee maintains an overview of the PCC's finances but has no executive powers.

---

---

## ACHIEVEMENTS AND PERFORMANCE

### *Church Electoral Roll ("CER") and church attendance*

At the end of 2022 there were 116 people on the CER (2021: 102), 26 of whom are not resident within the parish (2021: 19).

Details of Service of Public Worship conducted in addition to services at all the major Christian festivals are set out in the Review of the Year on page 4 of this financial pack.

### *PCC Meetings*

The full PCC met 10 times during the year and the average attendance was 79%. (2021: 10 times and 84%). The Standing committee met once during the year (2021: 3 times).

### *Financial Review*

The full financial position is set out in the accounts on pages 6 to 15 of this annual report pack.

During 2022 our normal annual income amounted to £78,175 exceeding our normal annual expenditure of £59,852 by £18,323. This included Legacies totalling £2,482 which were received during 2022 and were "Designated" by the PCC to be used as a Fabric Fund. We ended 2022 with general and designated funds of £72,626 and restricted funds of £18,258 making total reserves of £90,884.

### *Reserves Policy*

St John's PCC targets to hold general unrestricted funds equivalent to at least 6 months normal expenditure at any time, although this will be exceeded if additional monies are being accumulated to fund future capital projects and/or major repairs. The unrestricted and undesignated funds at 31 December 2022 amounted to £50,879 which adequately satisfied this policy.

We are presently receiving grant funding as part of the Church of England Strategic Development Fund (SDF) project and monies for that purpose are accounted for as a specific Restricted Fund. At 31 December 2022 we had incurred £3,668 of expenditure on which the 100% Grant was paid to us in 2023.

Our Restricted Funds total £18,258. This comprise the following funds:-

The "Langford Legacy Fund" which can only be expended on "the Church building and its interior;"

the "Vicar's Discretionary Fund;"

the "Warm Spaces & Poverty Relief Fund;"

the "Strategic Development Fund;"

sundry small restricted funds; and

funds "held for third parties.

Reserves that are not required for immediate expenditure are held on deposit with Lloyds Bank PLC and the CCLA CBF C of E Deposit Fund.

---

# THE PAROCHIAL CHURCH COUNCIL OF THE ECCLESIASTICAL PARISH OF ST JOHN THE BAPTIST, SPALDING ANNUAL REPORT FOR THE YEAR ENDED 31 DECEMBER 2022

## REVIEW OF THE YEAR

### *Worship Services.*

The backbone of our pattern of services remains the weekly 10am Eucharist on Sundays and a spoken midweek communion service in the Church Lounge on Thursdays also at 10am. In the main these have been led by Rev Greg and Rev Pat with Canon Martyn Taylor a regular visiting preacher on Sundays and Rev Michael Bullock OSG taking the occasional Thursday service.

Our other regular services were: Sunday 8am spoken communion service - twice monthly; a Sunday 4pm Book of Common Prayer Evening Prayer - twice monthly; and a Sunday 3:30pm All Age Service - monthly. Spring saw the introduction of Children's Church meeting in the lounge during the 10am Sunday service on weeks when there is no All Age service. This has enabled the children to learn in age-appropriate ways.

One highlight was the July All Age service and BBQ which met outdoors in the vicarage garden. Despite the heat a wonderful time was had by all who attended!

Another real highlight was the November confirmation service. It was a joy to see three members of St John's confirmed. Furthermore being able to welcome back Bishop Rob Gillion to do the confirmations was a thick layer of icing on an already wonderful cake!

As December arrived we were also blessed with a very encouraging Advent/Christmas season. The Rainbows group and some other local families met one Saturday morning to make Christingles for the well-attended Christingle service; and we were joined at our packed traditional carol service by the Spalding Community Choir who performed the world premiere of a new Carol written by their director Zeph Churchill.

### *New Staff*

Thanks to our partnership (through St George's Stamford) with the national church's Strategic Development Fund we have been able to employ two members of staff: Marcus Brookfield, our full-time Children's and Families Worker; and Dawn Allen our part-time Church Manager.

Marcus has taken on the leadership of: Children's Church, Little Steps Toddler Group, and the monthly All-Age Service. He has engaged with children and families at our community outreach events as well as taking St John's school collective worship and RE lessons.

Dawn has taken on a large number of the different and often behind-the-scenes jobs that are needed for the smooth running of St John's. They had been distributed amongst a number of key volunteers, with Dawn's arrival it has been possible to bring them helpfully together. She has been a welcoming and friendly point of first contact for people getting in touch with the church and she has also been working at the introduction of ChurchSuite, the new church management software we hope to introduce fully in 2023.

### *Church Building.*

Our building remains in essentially good condition. In addition to using the church for our own worship services it has been good to welcome St John's Primary School in for both lessons,

collective worship and end of term services – where we have also been able to welcome parents in again after the long hiatus of Covid. We hosted a number of other social and community events including the monthly Friday games afternoon, the annual Summer and Christmas Fayres, an open church for the Queen's Jubilee and a screening of the Queen's funeral.

### *Church Lounge*

Throughout 2023 the church lounge continued to be a happy home for the Tuesday Drop-in coffee morning as well as Thursday's communion services. During Lent it also hosted an in person Lent Course on Thursdays at 11am so people could participate in discussion and Bible study after the midweek communion service. The Rainbows and Brownies continued to hire the hall and as they have continued to build and recover post-pandemic it has been a delight to see their noticeboards fill up again with craft and highlights of their own activities. We also continued to hire out the lounge to the Tollgate WI. With the war in Ukraine and the ensuing cost of living crisis the lounge was opened up on Thursday afternoons to the wider public as a 'Warm Space' and whilst this started quietly in the last two months of 2022 it clearly met a need in the community and was a good opportunity for us as a church to express something of the grace and hospitality of Christ.

### *Schools*

As mentioned above the church continues to maintain its links with St John's primary school. In addition hosting and leading collective worship, RE lessons and end of term services the church has also hosted several sales for the recently formed St John's Uniform Exchange which provides good quality and affordable second-hand uniform for children at the school. As of Dec 2022, 4 of the school's foundation governors are members of St John's: Michael Moriaty (chair), Rev Greg (ex officio), Rev Pat and Rachel Wilson.

In addition to St John's primary school the church has also welcomed Monkhouse Primary School for an RE lesson. Over the course of 2022 Marcus Brookfield has been beginning relationships with some of the other schools in our parish... watch this space!

### *Other Ministries and events*

It seems unfair to try and summarise all the other events and the efforts put in to enable them to happen under the catchall heading: 'Other ministries and events'. However, in the interests of brevity it seems a necessary evil. Over the course of 2022 a number of small groups/activities ran: a course on 'Battles Christians Face' ran in Lent; in the summer the church again ran an Alpha course and three participants were duly confirmed later in the year; and September saw the launch of a homegroup and a fortnightly Bible study in the church lounge.

2022 was a big year for the royal family and in different ways St John's sought to engage and support the local community by being open for the Queen's Jubilee and also screening the funeral of HM Queen Elizabeth II.

The Little Steps toddler group continued to be a welcoming space and supportive community for those who attended and

**THE PAROCHIAL CHURCH COUNCIL OF THE ECCLESIASTICAL PARISH OF  
ST JOHN THE BAPTIST, SPALDING  
ANNUAL REPORT FOR THE YEAR ENDED 31 DECEMBER 2022**

the depth of friendship is something appreciated by those who go, both amongst the team and parents/carers.

Other 'fixtures' in the church's year including the annual fundraisers of the summer and Christmas Fayre's continued to provide opportunities to engage the local community as well as raising funds for the church's ministry. A lunch to fundraise for the leprosy mission also took place as did other lunches that have nourished our community life as well as our stomachs, most notably the harvest lunch but also a regular soup lunch on Thursdays in Lent following the lent course. (Is there some sort of slogan that says 'the church that eats together grows together!' if not there ought to be!)

Over the course of the year the St John's clergy team continued to carry out the occasional offices of baptisms, weddings and funerals.

The Parish Magazine continues to encourage its readership and provide a link with the church for many who are not always physically able to get to a service.

In summary, St John's has been busy and my apologies to anyone whose formal activity has been omitted in this brief overview. Of course St John's is far more than it's formal activities and the people and family of God that constitute St John's have been serving God in all sorts of ways in prayer and word and deed that by definition cannot be listed in a report

like this but that the Lord sees. I would like to take this opportunity to express my personal thanks to Sally, our Churchwarden, and the whole PCC for all of their help and support throughout the year. That said, Whatever we have been up to in God's service, formal or informal, our 'labours in the Lord are never in vain' (1 Cor 15:58) and we can look back on the year with gratitude for God's goodness to us and through us to others and for much answered prayer.

Signed on behalf of the PCC



**Reverend G S Bannister**  
Priest in Charge and PCC Chair

**20<sup>th</sup> April 2023**

**THE PAROCHIAL CHURCH COUNCIL OF THE ECCLESIASTICAL PARISH OF  
ST JOHN THE BAPTIST, SPALDING  
RECEIPTS AND PAYMENTS ACCOUNTS  
FOR THE YEAR ENDED 31 DECEMBER 2022**

|   | Note | Unrestricted<br>Funds<br>£ | Designated<br>Funds<br>£ | Restricted<br>Funds<br>£ | Endowment<br>Funds<br>£ | Total Funds<br>2022<br>£ | 2021<br>£     |
|---|------|----------------------------|--------------------------|--------------------------|-------------------------|--------------------------|---------------|
| <b>RECEIPTS</b>                             |      |                            |                          |                          |                         |                          |               |
| Voluntary income                            | 2(a) | 58,566                     | 2,647                    | 54,677                   | -                       | 115,890                  | 68,127        |
| Activities for generating funds             | 2(b) | 9,379                      | -                        | 1,255                    | -                       | 10,634                   | 6,281         |
| Income from investments                     | 2(c) | 361                        | -                        | 133                      | -                       | 494                      | 221           |
| Income from church activities               | 2(d) | 7,222                      | -                        | 572                      | -                       | 7,794                    | 5,130         |
| Collected for third parties                 | 2(e) | -                          | -                        | 7,138                    | -                       | 7,138                    | 5,287         |
| <b>TOTAL RECEIPTS</b>                       |      | <b>75,528</b>              | <b>2,647</b>             | <b>63,775</b>            | <b>-</b>                | <b>141,950</b>           | <b>85,046</b> |
| <b>PAYMENTS</b>                             |      |                            |                          |                          |                         |                          |               |
| Church activities                           | 3(a) | 58,198                     | 239                      | 61,080                   | -                       | 119,517                  | 60,726        |
| Fund raising costs                          | 3(b) | 1,366                      | 49                       | -                        | -                       | 1,415                    | 812           |
| Paid for third parties                      | 3(c) | -                          | -                        | 6,770                    | -                       | 6,770                    | 5,950         |
| <b>TOTAL PAYMENTS</b>                       |      | <b>59,564</b>              | <b>288</b>               | <b>67,850</b>            | <b>-</b>                | <b>127,702</b>           | <b>67,488</b> |
| <b>EXCESS OF RECEIPTS OVER<br/>PAYMENTS</b> |      | <b>15,964</b>              | <b>2,359</b>             | <b>(4,075)</b>           | <b>-</b>                | <b>14,248</b>            | <b>17,558</b> |
| <b>FUNDS TRANSFER</b>                       |      | <b>-</b>                   | <b>-</b>                 | <b>-</b>                 | <b>-</b>                | <b>-</b>                 | <b>-</b>      |
|   |      | <b>15,964</b>              | <b>2,359</b>             | <b>(4,075)</b>           | <b>-</b>                | <b>14,248</b>            | <b>17,558</b> |
| <b>OPENING CASH AT BANK AND IN HAND</b>     |      |                            |                          |                          |                         |                          |               |
| AT 1 JANUARY 2022 (2021)                    |      | 34,915                     | 19,388                   | 22,333                   | -                       | 76,636                   | 59,078        |
| <b>CLOSING CASH AT BANK AND IN HAND</b>     |      |                            |                          |                          |                         |                          |               |
| AT 31 DECEMBER 2022 (2021)                  |      | 50,879                     | 21,747                   | 18,258                   | -                       | 90,884                   | 76,636        |

**THE PAROCHIAL CHURCH COUNCIL OF THE ECCLESIASTICAL PARISH OF  
ST JOHN THE BAPTIST, SPALDING  
STATEMENT OF ASSETS AND LIABILITIES AS AT 31 DECEMBER 2022**

|                                  | Note | Unrestricted<br>Funds<br>£ | Designated<br>Funds<br>£ | Restricted<br>Funds<br>£ | Endowment<br>Funds<br>£ | Total Funds<br>2022<br>2021<br>£ |               |
|----------------------------------|------|----------------------------|--------------------------|--------------------------|-------------------------|----------------------------------|---------------|
| <b>PRINCIPAL MONETARY ASSETS</b> |      |                            |                          |                          |                         |                                  |               |
| Cash at bank and in hand         | 6    | 50,879                     | 21,747                   | 18,258                   | -                       | 90,884                           | 76,636        |
| <b>Total Monetary Assets</b>     |      | <b>50,879</b>              | <b>21,747</b>            | <b>18,258</b>            | <b>-</b>                | <b>90,884</b>                    | <b>76,636</b> |

**OTHER MONETARY ASSETS**

|                          |  |              |          |              |          |              |              |
|--------------------------|--|--------------|----------|--------------|----------|--------------|--------------|
| Income tax recoverable   |  | 958          | -        | 3            | -        | 961          | 775          |
| Monies Due               |  | 306          | -        | 3,668        | -        | 3,974        | 1,080        |
| <b>Total monies owed</b> |  | <b>1,264</b> | <b>-</b> | <b>3,671</b> | <b>-</b> | <b>4,935</b> | <b>1,855</b> |

**MONETARY LIABILITIES**

|                          |  |              |          |            |          |              |              |
|--------------------------|--|--------------|----------|------------|----------|--------------|--------------|
| Third party monies       |  | -            | -        | 500        | -        | 500          | 795          |
| Monies owed              |  | 1,225        | -        | -          | -        | 1,225        | 780          |
| <b>Total monies owed</b> |  | <b>1,225</b> | <b>-</b> | <b>500</b> | <b>-</b> | <b>1,725</b> | <b>1,575</b> |

**PARISH FUNDS**


**Unrestricted Funds**

|                  |                                 |   |               |               |          |          |               |               |
|------------------|---------------------------------|---|---------------|---------------|----------|----------|---------------|---------------|
| Designated Funds | Fabric Fund                     | 8 | -             | 21,248        | -        | -        | 21,248        | 18,766        |
| Designated Funds | Flower Fund                     | 8 | -             | 499           | -        | -        | 499           | 622           |
|                  | <b>Total Designated Funds</b>   |   | <b>-</b>      | <b>21,747</b> | <b>-</b> | <b>-</b> | <b>21,747</b> | <b>19,388</b> |
| General Fund     |                                 | 8 | 50,879        | -             | -        | -        | 50,879        | 34,915        |
|                  | <b>Total Unrestricted Funds</b> |   | <b>50,879</b> | <b>21,747</b> | <b>-</b> | <b>-</b> | <b>72,626</b> | <b>54,303</b> |

**Restricted Funds**

|                            |                                   |   |               |               |               |          |               |               |
|----------------------------|-----------------------------------|---|---------------|---------------|---------------|----------|---------------|---------------|
| Langford Legacy Fund       |                                   | 7 | -             | -             | 20,107        | -        | 20,107        | 19,974        |
| Vicar's Discretionary Fund |                                   | 7 | -             | -             | 329           | -        | 329           | 389           |
| Leprosy Mission            |                                   | 7 | -             | -             | -             | -        | -             | 100           |
| Sundry                     |                                   | 7 | -             | -             | 450           | -        | 450           | 100           |
| SDF                        |                                   | 7 | -             | -             | (3,668)       | -        | (3,668)       | 1,638         |
| Warm Spaces and Poverty    |                                   | 7 | -             | -             | 540           | -        | 540           | -             |
| Funds for third parties    |                                   | 7 | -             | -             | 500           | -        | 500           | 132           |
| <b>Endowment</b>           | The church has no endowment funds |   | -             | -             | -             | -        | -             | -             |
|                            |                                   |   | <b>50,879</b> | <b>21,747</b> | <b>18,258</b> | <b>-</b> | <b>90,884</b> | <b>76,636</b> |

Approved by the Parochial Church Council and signed on its behalf by:

Reverend G S Bannister  (Priest in Charge and PCC Chair)

Mr L R Calkin  (Treasurer)

Dated: 20th April 2023

The notes on pages 8 to 12 form a part of these accounts

**THE PAROCHIAL CHURCH COUNCIL OF THE ECCLESIASTICAL PARISH OF  
ST JOHN THE BAPTIST, SPALDING  
NOTES TO THE FINANCIAL STATEMENTS  
FOR THE YEAR ENDED 31 DECEMBER 2022**

**1. ACCOUNTING POLICIES**

The financial statements have been prepared under the historical cost convention on a cash accounting basis. The financial statements include all transactions for which the PCC is responsible for in law. They do not include the accounts of church groups that owe their main affiliation to another body, nor those that are informal gatherings of church members.

**Funds**

*Endowment funds are funds, the capital of which must be maintained; only income arising from investment of the endowment may be used either as restricted or unrestricted funds depending upon the purpose for which the endowment was established.*

*Restricted funds represent (a) income from trusts or endowments which may be expended only on those restricted objects provided in the terms of the trust or bequest, and (b) donations or grants received for a specific object or invited by the PCC for a specific object. The funds may only be expended on the specific object for which they were given. Any balance remaining unspent at the end of each year must be carried forward as a balance on that fund. The PCC does not usually invest separately for each fund. Where there is no separate investment, interest is apportioned to individual funds on an average basis.*

*Unrestricted funds are general funds which can be used for PCC ordinary purposes.*

*Designated Funds are Unrestricted Funds that the PCC has designated for a specific purpose and which the PCC may undesignate at any time if it wishes.*

**Incoming resources**

All income is recognized when it is received. All incoming resources are accounted for gross.

**Resources expended**

All expenditure is generally recognized when it is paid and is accounted for gross.

**Fixed Assets**

Consecrated and benefice property is not included in the accounts in accordance with s.10(2)(a) of the Charities Act 2011.

Movable church furnishings that are held by the vicar and churchwardens on special trust for the PCC and which require a faculty for their acquisition or disposal are inalienable property, listed in the church's inventory, which can be inspected (at any reasonable time). These assets are not valued in the financial statement and expenditure on them is written off in the Statement of Financial Activity in the year that it is expended.

**Current Assets and Liabilities**

Amounts owing to the PCC at 31 December in respect of fees, rent or other income are shown as other monetary assets, less provision for amounts that may prove uncollectable.

Amounts owed by the PCC or held for 3rd parties are shown as Monetary Liabilities.

**Money collected for third parties**

All funds collected for third parties and not the immediate property of the PCC are treated by the PCC's accounting systems as "Agency Funds" and are treated as a Restricted Fund in these accounts. Any part of these funds due to the PCC is only transferred to the General Fund when the PCC becomes entitled to these funds.

**Church of England Strategic Development Fund project**

The Church has been selected to be a part of the Church of England Strategic Development project. This includes initial Start Up Funding and a contribution towards specific staffing costs reducing from 100% of the cost equivalent of two full time in year one reducing by 20% per annum over 5 years. The SDF funded element of this project is accounted for as a Restricted Fund and the Parish's increasing contribution will have to be funded from Unrestricted General Reserves as time progresses.

**THE PAROCHIAL CHURCH COUNCIL OF THE ECCLESIASTICAL PARISH OF  
ST JOHN THE BAPTIST, SPALDING  
NOTES TO THE FINANCIAL STATEMENTS  
FOR THE YEAR ENDED 31 DECEMBER 2022**

**2. INCOMING RESOURCES**

|  | Unrestricted<br>Funds<br>£ | Designated<br>Funds<br>£ | Restricted<br>Funds<br>£ | Endowment<br>Funds<br>£ | TOTAL FUNDS    |               |
|--|----------------------------|--------------------------|--------------------------|-------------------------|----------------|---------------|
|  |                            |                          |                          |                         | 2022<br>£      | 2021<br>£     |
| <b>(a) Voluntary income</b>                |                            |                          |                          |                         |                |               |
| Planned giving:                            |                            |                          |                          |                         |                |               |
| Gift Aided donations                       | 35,987                     | -                        | -                        | -                       | 35,987         | 31,983        |
| Income tax recoverable thereon             | 8,871                      | -                        | -                        | -                       | 8,871          | 8,212         |
| Other planned giving                       | 5,950                      | -                        | -                        | -                       | 5,950          | 5,616         |
| Collections (open plate) at all services   | 2,852                      | -                        | -                        | -                       | 2,852          | 2,229         |
| Gift Aid Grant on Small Donations          | 1,698                      | -                        | -                        | -                       | 1,698          | 1,093         |
| One-off giving                             |                            |                          |                          |                         |                |               |
| Donations                                  | 613                        | 165                      | 592                      | -                       | 1,370          | 1,222         |
| Gift Aid on One-off Donations              | 16                         | -                        | 74                       | -                       | 90             | 110           |
| Legacies                                   | -                          | 2,482                    | -                        | -                       | 2,482          | 14,399        |
| Grants                                     | 2,579                      | -                        | 54,011                   | -                       | 56,590         | 3,263         |
|  | <b>58,566</b>              | <b>2,647</b>             | <b>54,677</b>            | <b>-</b>                | <b>115,890</b> | <b>68,127</b> |
| <b>(b) Activities for generating funds</b> |                            |                          |                          |                         |                |               |
| Fund raising events and activities         | 7,480                      | -                        | 1,255                    | -                       | 8,735          | 4,771         |
| Magazine Income generated                  | 1,767                      | -                        | -                        | -                       | 1,767          | 1,370         |
| Gift Aid on Magazine Sponsorship           | 132                        | -                        | -                        | -                       | 132            | 140           |
|  | <b>9,379</b>               | <b>-</b>                 | <b>1,255</b>             | <b>-</b>                | <b>10,634</b>  | <b>6,281</b>  |
| <b>(c) Income from investments</b>         |                            |                          |                          |                         |                |               |
| Rental income                              | 174                        | -                        | -                        | -                       | 174            | 174           |
| Interest received                          | 187                        | -                        | 133                      | -                       | 320            | 47            |
|  | <b>361</b>                 | <b>-</b>                 | <b>133</b>               | <b>-</b>                | <b>494</b>     | <b>221</b>    |
| <b>(d) Income from church activities</b>   |                            |                          |                          |                         |                |               |
| Fees                                       | 4,299                      | -                        | -                        | -                       | 4,299          | 3,475         |
| Outreach                                   | -                          | -                        | 572                      | -                       | 572            | -             |
| Church lounge lettings                     | 2,781                      | -                        | -                        | -                       | 2,781          | 1,588         |
| Sundry sales                               | 142                        | -                        | -                        | -                       | 142            | 67            |
|  | <b>7,222</b>               | <b>-</b>                 | <b>572</b>               | <b>-</b>                | <b>7,794</b>   | <b>5,130</b>  |
| <b>(e) Other incoming resources</b>        |                            |                          |                          |                         |                |               |
| Funds collected for third parties          | -                          | -                        | 7,138                    | -                       | 7,138          | 5,287         |
|  | <b>-</b>                   | <b>-</b>                 | <b>7,138</b>             | <b>-</b>                | <b>7,138</b>   | <b>5,287</b>  |
| <b>TOTAL INCOMING RESOURCES</b>            | <b>75,528</b>              | <b>2,647</b>             | <b>63,775</b>            | <b>-</b>                | <b>141,950</b> | <b>85,046</b> |

**THE PAROCHIAL CHURCH COUNCIL OF THE ECCLESIASTICAL PARISH OF  
ST JOHN THE BAPTIST, SPALDING  
NOTES TO THE FINANCIAL STATEMENTS  
FOR THE YEAR ENDED 31 DECEMBER 2022**

**3. RESOURCES USED**

|   | Unrestricted<br>Funds<br>£ | Designated<br>Funds<br>£ | Restricted<br>Funds<br>£ | Endowment<br>Funds<br>£ | TOTAL FUNDS    |               |
|---|----------------------------|--------------------------|--------------------------|-------------------------|----------------|---------------|
|   |                            |                          |                          |                         | 2022<br>£      | 2021<br>£     |
| <b>3(a) Church activities</b>                   |                            |                          |                          |                         |                |               |
| Ministry: Parish Share                          | 33,000                     | -                        | -                        | -                       | 33,000         | 29,333        |
| Clergy expenses                                 | 272                        | -                        | -                        | -                       | 272            | 88            |
| Mission and Admin Staff Costs                   | 106                        | -                        | 30,798                   | -                       | 30,904         | -             |
| Church running expenses                         | 10,062                     | -                        | -                        | -                       | 10,062         | 9,639         |
| Service running costs                           | 571                        | 239                      | -                        | -                       | 810            | 554           |
| Church maintenance and cleaning                 | 5,775                      | -                        | -                        | -                       | 5,775          | 9,301         |
| Church clock & bell repairs                     | 270                        | -                        | -                        | -                       | 270            | 2,344         |
| Church organ & piano repairs                    | 445                        | -                        | -                        | -                       | 445            | 170           |
| Mission and outreach costs and donations        | 854                        | -                        | 1,763                    | -                       | 2,617          | 1,506         |
| Salaries of the organists and other choir costs | 1,185                      | -                        | -                        | -                       | 1,185          | 1,260         |
| Magazine production                             | 1,003                      | -                        | -                        | -                       | 1,003          | 1,156         |
| General sundries                                | 2,145                      | -                        | -                        | -                       | 2,145          | 1,571         |
| Stationery, photocopying, computer costs, etc.  | 2,510                      | -                        | -                        | -                       | 2,510          | 2,179         |
| SDF Start-up Costs                              | -                          | -                        | 28,519                   | -                       | 28,519         | 1,625         |
|   | <b>58,198</b>              | <b>239</b>               | <b>61,080</b>            | <b>-</b>                | <b>119,517</b> | <b>60,726</b> |
| <b>3(b) Fund raising costs</b>                  |                            |                          |                          |                         |                |               |
| Lottery prizes                                  | 750                        | -                        | -                        | -                       | 750            | 720           |
| Cost of Fetes & Festivals                       | 616                        | 49                       | -                        | -                       | 665            | 92            |
|   | <b>1,366</b>               | <b>49</b>                | <b>-</b>                 | <b>-</b>                | <b>1,415</b>   | <b>812</b>    |
| <b>3(c) Other outgoing resources</b>            |                            |                          |                          |                         |                |               |
| Paid for third parties                          | -                          | -                        | 6,770                    | -                       | 6,770          | 5,950         |
|   | <b>-</b>                   | <b>-</b>                 | <b>6,770</b>             | <b>-</b>                | <b>6,770</b>   | <b>5,950</b>  |
| <b>TOTAL RESOURCES USED</b>                     | <b>59,564</b>              | <b>288</b>               | <b>67,850</b>            | <b>-</b>                | <b>127,702</b> | <b>67,488</b> |

**4. STAFF COSTS** (Included in expenses above)

|  | 2022<br>£     | 2021<br>£    |
|--|---------------|--------------|
| (a) Wages and salaries of the organists and the cleaner. | 3,867         | 3,867        |
| Mission and Admin Staff Costs                            | 30,904        | -            |
| <b>Total Staff Costs</b>                                 | <b>34,771</b> | <b>3,867</b> |

(b) During the year the PCC employed two Mission and Admin staff members, organists and a cleaner, none of whom earned £40,000 p.a. or more.

(c) Additionally, the following payments were made to members of the PCC in respect of their participation as Vergers during wedding and funeral services.

|   | 2022<br>£ | 2021<br>£  |
|---|-----------|------------|
| Mr Peter Darley (served on the PCC<br>from 23 May 2021 to 13 December 2021) | -         | 342        |
|   | <b>-</b>  | <b>342</b> |

The above sums were passed directly on to the recipients through the Agency Restricted Fund having been received from the wedding couples and the undertakers. They are not included in the £3,867 referred to in Note 4(a) above.

**THE PAROCHIAL CHURCH COUNCIL OF THE ECCLESIASTICAL PARISH OF  
ST JOHN THE BAPTIST, SPALDING  
NOTES TO THE FINANCIAL STATEMENTS  
FOR THE YEAR ENDED 31 DECEMBER 2022**

**5. GIVING TO CHARITY**

Our principal onward giving to charity results from ongoing fundraising for an enablement project in Mozambique managed by the Leprosy Mission.

Onward giving in this way has been made as follows:

|  |        |
|--|--------|
| Funds raised in 2022 accounted for in January 2023 | £1,020 |
| Funds raised in 2021 paid across in January 2022   | £1,355 |

Fundraising was also undertaken and paid over in 2022 as follows:

|   |      |
|---|------|
| DEC Ukraine Appeal                          | £214 |
| Bible Society                               | £49  |
| The Children's Society (Christingle Appeal) | £58  |
| with a further £50 sent in January 2023     |      |

**6. CASH AT BANK & IN HAND**

|  | 2022              |                 |                 |               | 2021          |
|--|-------------------|-----------------|-----------------|---------------|---------------|
|  | Unrestricted<br>£ | Designated<br>£ | Restricted<br>£ | Total<br>£    | £             |
| Lloyds Bank Current & Deposit Accounts | 25,755            | 21,747          | -1,726          | 45,776        | 31,626        |
| CCLA CBF Deposit Fund                  | 25,056            | -               | 19,944          | 45,000        | 45,000        |
| Charge Card                            | 28                | -               | 0               | 28            | -             |
| Cash In hand                           | 40                | -               | 40              | 80            | 10            |
|  | <b>50,879</b>     | <b>21,747</b>   | <b>18,258</b>   | <b>90,884</b> | <b>76,636</b> |

**THE PAROCHIAL CHURCH COUNCIL OF THE ECCLESIASTICAL PARISH OF  
ST JOHN THE BAPTIST, SPALDING  
NOTES TO THE FINANCIAL STATEMENTS  
FOR THE YEAR ENDED 31 DECEMBER 2022**

**7. RESTRICTED FUND DETAILS**

|                              | Opening<br>balance<br>01/01/2022<br>£ | Funds<br>added<br>£ | Funds<br>used   | Funds<br>transferred<br>within<br>restricted<br>funds<br>£ | Funds<br>transferred<br>to/from<br>unrestricted<br>funds<br>£ | Carried<br>forward<br>31/12/2022<br>£ |
|------------------------------|---------------------------------------|---------------------|-----------------|--|---|---------------------------------------|
| Langford Legacy              | 19,974                                | 133                 | -               | -  | -   | 20,107                                |
| Vicars Discretionary         | 389                                   | -                   | (60)            | -  | -   | 329                                   |
| Leprosy Mission              | 100                                   | 1,255               | (1,355)         | -  | -   | -                                     |
| Sundry                       | 100                                   | 615                 | (265)           | -  | -   | 450                                   |
| Strategic Development Fund   | 1,638                                 | 54,011              | (59,317)        | -  | -   | (3,668)                               |
| Warm Spaces & Poverty Relief | -                                     | 623                 | (83)            | -  | -   | 540                                   |
| Funds for third parties      | 132                                   | 7,138               | (6,770)         | -  | -   | 500                                   |
|                              | <b>22,333</b>                         | <b>63,775</b>       | <b>(67,850)</b> | -  | -   | <b>18,258</b>                         |

The negative balance of £3,668 on the Strategic Development Fund represents payments made in the final quarter of 2022 which were included in a grant claim made up to 31/12/2022 for which the repayment was received on 27/01/2023.

**8. GENERAL FUND DETAILS**

|                            | Opening<br>balance<br>01/01/2022<br>£ | Funds<br>added<br>£ | Funds<br>used<br>£ | Funds<br>transferred<br>within<br>unrestricted<br>funds<br>£ | Funds<br>transferred<br>to/from<br>restricted<br>funds<br>£ | Carried<br>forward<br>31/12/2022<br>£ |
|----------------------------|---------------------------------------|---------------------|--------------------|--|---|---------------------------------------|
| Designated Funds           |                                       |                     |                    |  |   |                                       |
| Fabric Fund                | 18,766                                | 2,482               | -                  | -  | -   | 21,248                                |
| Flower Fund                | 622                                   | 165                 | (288)              | -  | -   | 499                                   |
| Total Designated Funds     | 19,388                                | 2,647               | (288)              | -  | -   | 21,747                                |
| Undesignated General Funds | 34,915                                | 75,528              | (59,564)           | -  | -   | 50,879                                |
| Total Unrestricted Funds   | <b>54,303</b>                         | <b>78,175</b>       | <b>(59,852)</b>    | -  | -   | <b>72,626</b>                         |

**9. THIRD PARTY FUNDS HANDLED BY PCC**

During the year funds were collected for third parties or which were not for the immediate use of the PCC. These are held in a restricted fund and were collected and paid on or released for the following purposes.

|                                | Opening<br>Balances<br>01/01/2022 | Receipts     | Payments       | Closing<br>Balances<br>31/12/2022 |
|--------------------------------|-----------------------------------|--------------|----------------|-----------------------------------|
| Funeral Collections to Forward | -                                 | 2,544        | (2,544)        | -                                 |
| Funeral Control                | (213)                             | 1,889        | (1,716)        | (40)                              |
| Lottery Control                | 345                               | 1,695        | (1,500)        | 540                               |
| Other Collections to Forward   | -                                 | 364          | (364)          | -                                 |
| Wedding Control                | -                                 | 646          | (646)          | -                                 |
|                                | <b>132</b>                        | <b>7,138</b> | <b>(6,770)</b> | <b>500</b>                        |

# INDEPENDENT EXAMINER'S REPORT TO THE PAROCHIAL CHURCH COUNCIL OF THE ECCLESIASTICAL PARISH OF ST JOHN THE BAPTIST, SPALDING

## Independent Examiner's Report to the Trustees

I report to the charity trustees on my examination of the accounts of the charity for the year ended 31<sup>st</sup> December 2022 which are set out on pages 1 to 12.

### Responsibilities and basis of report

As the charity's trustees you are responsible for the preparation of the accounts in accordance with the requirements of the Charities Act 2011 ('the Act').

I report in respect of my examination of the charity's accounts carried out under section 145 of the Act and in carrying out my examination I have followed all the applicable Directions given by the Charity Commission under section 145(5)(b) of the Act.

### Independent examiner's statement

I have completed my examination. I confirm that no material matters have come to my attention in connection with the examination giving me cause to believe that in any material respect:

1. accounting records were not kept in respect of the charity as required by section 130 of the Act; or
2. the accounts do not accord with those records [; or
3. the accounts do not comply with the applicable requirements concerning the form and content of accounts set out in the Charities (Accounts and Reports) Regulations 2008 other than any requirement that the accounts give a 'true and fair view' which is not a matter considered as part of an independent examination]<sup>2</sup>.

I have no concerns and have come across no other matters in connection with the examination to which attention should be drawn in this report in order to enable a proper understanding of the accounts to be reached.



Alistair Main FCA  
Duncan & Toplis Limited  
Enterprise Way  
Pinchbeck  
Spalding  
Lincolnshire

Date 20<sup>th</sup> April 2023

St John the Baptist PCC, Spalding

RECEIPTS AND PAYMENTS ACCOUNT YEAR ENDED 31 DECEMBER 2022

|  | Unrestricted Funds |        |                  |              | Restricted Funds         |                 |                       |                 |            |                            |                              |                         | Total Funds 2022 | Total Funds 2021 |                        |
|--|--------------------|--------|------------------|--------------|--------------------------|-----------------|-----------------------|-----------------|------------|----------------------------|------------------------------|-------------------------|------------------|------------------|------------------------|
|  | General Fund       |        | Designated Funds |              | Total Unrestricted Funds | Langford Legacy | Vicar's Discretionary | Leprosy Mission | Sundry     | Strategic Development Fund | Warm Spaces & Poverty Relief | Funds for third parties |                  |                  | Total Restricted Funds |
|  | £                  | £      | Flower Fund      | Fabric Fund  |                          |                 |                       |                 |            |                            |                              |                         |                  |                  |                        |
| <b>Receipts in the year</b>              |                    |        |                  |              |                          |                 |                       |                 |            |                            |                              |                         |                  |                  |                        |
| <b>Voluntary Income</b>                  |                    |        |                  |              |                          |                 |                       |                 |            |                            |                              |                         |                  |                  |                        |
| Planned Giving Gift Aided                | 35,987             |        | -                | -            |                          | -               | -                     | -               | -          | -                          | -                            | -                       | -                | -                | -                      |
| IncomeTax reclaimed on above             | 8,871              |        | -                | -            |                          | -               | -                     | -               | -          | -                          | -                            | -                       | -                | -                | -                      |
| Planned Giving not Gift Aided            | 5,950              |        | -                | -            |                          | -               | -                     | -               | -          | -                          | -                            | -                       | -                | -                | -                      |
| Other "Open Plate" service collections   | 2,852              |        | -                | -            |                          | -               | -                     | -               | -          | -                          | -                            | -                       | -                | -                | -                      |
| One-off donations                        | 613                |        | 165              | -            |                          | -               | -                     | -               | 200        | -                          | 392                          | -                       | -                | -                | -                      |
| Income Tax on "One-off" donations        | 16                 |        | -                | -            |                          | -               | -                     | -               | -          | -                          | 74                           | -                       | -                | -                | -                      |
| GASDS Tax relief obtained                | 1,698              |        | -                | -            |                          | -               | -                     | -               | -          | -                          | -                            | -                       | -                | -                | -                      |
| Legacies                                 | -                  |        | -                | 2,482        |                          | -               | -                     | -               | -          | -                          | -                            | -                       | -                | -                | -                      |
| Grants                                   | 2,579              | 58,566 | -                | -            | 61,213                   | -               | -                     | -               | -          | 54,011                     | -                            | -                       | 54,677           | 115,890          | 68,127                 |
| <b>Activities for generating funds</b>   |                    |        |                  |              |                          |                 |                       |                 |            |                            |                              |                         |                  |                  |                        |
| Fund Raising Activities                  | 5,980              |        | -                | -            |                          | -               | -                     | 1,255           | -          | -                          | -                            | -                       | -                | -                | -                      |
| Lottery Income                           | 1,500              |        | -                | -            |                          | -               | -                     | -               | -          | -                          | -                            | -                       | -                | -                | -                      |
| Magazine Income                          | 1,767              |        | -                | -            |                          | -               | -                     | -               | -          | -                          | -                            | -                       | -                | -                | -                      |
| Tax reclaimed on Magazine Sponsorship    | 132                | 9,379  | -                | -            | 9,379                    | -               | -                     | -               | -          | -                          | -                            | -                       | 1,255            | 10,634           | 6,281                  |
| <b>Income From Investments</b>           |                    |        |                  |              |                          |                 |                       |                 |            |                            |                              |                         |                  |                  |                        |
| Rental Income                            | 174                |        | -                | -            |                          | -               | -                     | -               | -          | -                          | -                            | -                       | -                | -                | -                      |
| Interest                                 | 187                | 361    | -                | -            | 361                      | 133             | -                     | -               | -          | -                          | -                            | -                       | 133              | 494              | 221                    |
| <b>Income from our Church activities</b> |                    |        |                  |              |                          |                 |                       |                 |            |                            |                              |                         |                  |                  |                        |
| Fees                                     | 4,299              |        | -                | -            |                          | -               | -                     | -               | -          | -                          | -                            | -                       | -                | -                | -                      |
| Outreach                                 | -                  |        | -                | -            |                          | -               | -                     | -               | 415        | -                          | 157                          | -                       | -                | -                | -                      |
| Lounge letting income                    | 2,781              |        | -                | -            |                          | -               | -                     | -               | -          | -                          | -                            | -                       | -                | -                | -                      |
| Sundry Sales                             | 142                | 7,222  | -                | -            | 7,222                    | -               | -                     | -               | -          | -                          | -                            | -                       | 572              | 7,794            | 5,130                  |
| <b>Other incoming resources</b>          |                    |        |                  |              |                          |                 |                       |                 |            |                            |                              |                         |                  |                  |                        |
| Funds collected for third parties        | -                  | -      | -                | -            | -                        | -               | -                     | -               | -          | -                          | -                            | 7,138                   | 7,138            | 7,138            | 5,287                  |
| <b>Total Receipts</b>                    | <b>75,528</b>      |        | <b>165</b>       | <b>2,482</b> | <b>78,175</b>            | <b>133</b>      | <b>-</b>              | <b>1,255</b>    | <b>615</b> | <b>54,011</b>              | <b>623</b>                   | <b>7,138</b>            | <b>63,775</b>    | <b>141,950</b>   | <b>85,046</b>          |
| <b>Payments in the year</b>              |                    |        |                  |              |                          |                 |                       |                 |            |                            |                              |                         |                  |                  |                        |
| Parish Share                             | 33,000             |        | -                | -            | 33,000                   | -               | -                     | -               | -          | -                          | -                            | -                       | -                | 33,000           | 29,333                 |
| Heating, light, water & Insurance        | 10,062             |        | -                | -            | 10,062                   | -               | -                     | -               | -          | -                          | -                            | -                       | -                | 10,062           | 9,639                  |
| Church maintenance & cleaning            | 6,045              |        | -                | -            | 6,045                    | -               | -                     | -               | -          | -                          | -                            | -                       | -                | 6,045            | 11,645                 |
| SDF start-up costs                       | -                  |        | -                | -            | -                        | -               | -                     | -               | -          | 28,519                     | -                            | -                       | 28,519           | 28,519           | 1,625                  |
| Service running costs (inc Organists)    | 2,201              | 239    | -                | -            | 2,440                    | -               | -                     | -               | -          | -                          | -                            | -                       | -                | 2,440            | 1,984                  |
| Administration and ministry salaries     | 106                |        | -                | -            | 106                      | -               | -                     | -               | -          | 30,798                     | -                            | -                       | 30,798           | 30,904           |                        |
| Administration and ministry support      | 4,678              |        | -                | -            | 4,678                    | -               | -                     | -               | -          | -                          | -                            | -                       | -                | 4,678            | 3,659                  |
| Outreach and Charitable Giving           | 854                |        | -                | -            | 854                      | -               | 60                    | 1,355           | 265        | -                          | 83                           | -                       | 1,763            | 2,617            | 1,506                  |
| Advertising                              | 249                |        | -                | -            | 249                      | -               | -                     | -               | -          | -                          | -                            | -                       | -                | 249              | 179                    |
| Charitable donations made                | -                  |        | -                | -            | -                        | -               | -                     | -               | -          | -                          | -                            | -                       | -                | -                | -                      |
| Magazine production costs                | 1,003              |        | -                | -            | 1,003                    | -               | -                     | -               | -          | -                          | -                            | -                       | -                | 1,003            | 1,156                  |
| Lottery prizes                           | 750                |        | -                | -            | 750                      | -               | -                     | -               | -          | -                          | -                            | -                       | -                | 750              | 720                    |
| Other fundraising costs                  | 616                | 49     | -                | -            | 665                      | -               | -                     | -               | -          | -                          | -                            | -                       | -                | 665              | 92                     |
| Paid for third parties                   | -                  |        | -                | -            | -                        | -               | -                     | -               | -          | -                          | -                            | 6,770                   | 6,770            | 6,770            | 5,950                  |
| <b>Total Payments</b>                    | <b>59,564</b>      |        | <b>288</b>       | <b>-</b>     | <b>59,852</b>            | <b>-</b>        | <b>60</b>             | <b>1,355</b>    | <b>265</b> | <b>59,317</b>              | <b>83</b>                    | <b>6,770</b>            | <b>67,850</b>    | <b>127,702</b>   | <b>67,488</b>          |
| Opening Balances at 01/01/2022           | 34,915             | 622    | 18,766           | 54,303       | 19,974                   | 389             | 100                   | 100             | 1,638      | -                          | 132                          | 22,333                  | 76,636           | 59,078           |                        |
| Receipts in the year                     | 75,528             | 165    | 2,482            | 78,175       | 133                      | -               | 1,255                 | 615             | 54,011     | 623                        | 7,138                        | 63,775                  | 141,950          | 85,046           |                        |
|  | 110,443            | 787    | 21,248           | 132,478      | 20,107                   | 389             | 1,355                 | 715             | 55,649     | 623                        | 7,270                        | 86,108                  | 218,586          | 144,124          |                        |
| Less Payments                            | - 59,564           | - 288  | - -              | - 59,852     | - -                      | 60              | - 1,355               | - 265           | - 59,317   | - 83                       | - 6,770                      | - 67,850                | - 127,702        | - 67,488         |                        |
| Closing Balances at 31/12/2022           | 50,879             | 499    | 21,248           | 72,626       | 20,107                   | 329             | -                     | 450             | (3,668)    | 540                        | 500                          | 18,258                  | 90,884           | 76,636           |                        |

**St John the Baptist PCC, Spalding**

**SUMMARY OF ASSETS AND LIABILITIES AS AT 31 DECEMBER 2022**

|  | Unrestricted Funds |             |               |                          | Restricted Funds |                       |                 |            |                           |                              |                         | Total Funds 2022       | Total Funds 2021 |               |
|--|--------------------|-------------|---------------|--------------------------|------------------|-----------------------|-----------------|------------|---------------------------|------------------------------|-------------------------|------------------------|------------------|---------------|
|  | General Fund       | Flower Fund | Fabric Fund   | Total Unrestricted Funds | Langford Legacy  | Vicar's Discretionary | Leprosy Mission | Sundry     | Straegic Development Fund | Warm Spaces & Poverty Relief | Funds for third parties | Total Restricted Funds | £                | £             |
|  | £                  | £           | £             | £                        | £                | £                     | £               | £          | £                         | £                            | £                       | £                      | £                | £             |
| <b>Cash Funds</b>                      |                    |             |               |                          |                  |                       |                 |            |                           |                              |                         |                        |                  |               |
| Lloyds Bank Accounts                   | 25,755             | 499         | 21,248        | 47,502                   | 162              | 329                   | -               | 420        | - 3,668                   | 531                          | 500                     | - 1,726                | 45,776           | 31,626        |
| CCLA's CBF Deposit Funds               | 25,056             | -           | -             | 25,056                   | 19,944           | -                     | -               | -          | -                         | -                            | -                       | 19,944                 | 45,000           | 45,000        |
| Charge Card                            | 28                 | -           | -             | 28                       | -                | -                     | -               | -          | -                         | -                            | -                       | -                      | 28               |               |
| Cash                                   | 40                 | -           | -             | 40                       | -                | -                     | -               | 30         | -                         | 10                           | -                       | 40                     | 80               | 10            |
| <b>Total Current Assets</b>            | <b>50,879</b>      | <b>499</b>  | <b>21,248</b> | <b>72,626</b>            | <b>20,106</b>    | <b>329</b>            | <b>-</b>        | <b>450</b> | <b>- 3,668</b>            | <b>541</b>                   | <b>500</b>              | <b>18,258</b>          | <b>90,884</b>    | <b>76,636</b> |
| <b>Other Monetary Assets</b>           |                    |             |               |                          |                  |                       |                 |            |                           |                              |                         |                        |                  |               |
| Income tax Recoverable                 | 958                | -           | -             | 958                      | -                | -                     | -               | -          | -                         | 3                            | -                       | 3                      | 961              | 825           |
| Other Monies Due                       | 306                | -           | -             | 306                      | -                | -                     | -               | -          | 3,668                     | -                            | -                       | 3,668                  | 3,974            | 502           |
| <b>Total monies owed to the Church</b> | <b>1,264</b>       | <b>-</b>    | <b>-</b>      | <b>1,264</b>             | <b>-</b>         | <b>-</b>              | <b>-</b>        | <b>-</b>   | <b>-</b>                  | <b>3</b>                     | <b>-</b>                | <b>3,671</b>           | <b>4,935</b>     | <b>1,327</b>  |
| <b>Monetary Liabilities</b>            |                    |             |               |                          |                  |                       |                 |            |                           |                              |                         |                        |                  |               |
| Third Party Monies                     | -                  | -           | -             | -                        | -                | -                     | -               | -          | -                         | -                            | 500                     | 500                    | 500              | 232           |
| Owed for supplies                      | 1,225              | -           | -             | 1,225                    | -                | -                     | -               | -          | -                         | -                            | -                       | -                      | 1,225            | 1,032         |
|  | 1,225              | -           | -             | 1,225                    | -                | -                     | -               | -          | -                         | -                            | 500                     | 500                    | 1,725            | 1,264         |

---

# Accounts

---

# The Parochial Church Council of the Ecclesiastical Parish of St John the Baptist, Spalding, Lincolnshire

Registered Charity number 1127799

## ANNUAL REPORT AND FINANCIAL STATEMENTS OF THE PAROCHIAL CHURCH COUNCIL FOR THE YEAR ENDED 31 DECEMBER 2021



**Priest in Charge:**

Revd G S Bannister  
From 22 February 2021

**Principal Bankers:**

Lloyds Bank plc  
Hall Place  
Spalding  
Lincolnshire

**Independent Examinars:**

Duncan and Toplis Limited  
Chartered Accountants  
Enterprise Way  
Pinchbeck  
Spalding  
Lincolnshire

**The Parochial Church Council of the Ecclesiastical Parish of  
St John the Baptist, Spalding, Lincolnshire  
FOR THE YEAR ENDED 31 DECEMBER 2021**

**Parochial Church Council ("PCC") Members serving during 2021**

Ex Officio Members

|   |                      |           |                           |
|---|----------------------|-----------|---------------------------|
| <i>Priest in Charge:</i>  | Rev Greg Bannister   | (SC) (FC) | <i>(From 22 February)</i> |
| <i>NS Assistant Priest</i>  | Rev Sophie Bannister | (SC)      | <i>(From 22 February)</i> |
| <i>Hon Assistant Priest:</i>  | Rev Pat Willson      | (SC)      |                           |
| <i>Curate on Placement:</i>   | Rev Evan McWilliams  | (SC)      | <i>(Until 31 January)</i> |
| <i>Licensed Reader:</i>   | Mr Nicholas Adams    |           | <i>(Until 19 July)</i>    |
| <i>Churchwarden:</i>  | Mrs Sally Sneath     | (SC) (FC) | <i>(PCC Vice Chair)</i>   |
| <i>Elected Representatives on the Deanery Synod until 2023 APCM</i> |                      |           |                           |
|   | Mrs Margaret Smith   |           |                           |
|   | Ms Maria Stone       |           | <i>(From 23 May)</i>      |

PCC Elected Members: ( All Elected at APCM on 23 May 2021 until the next AGM)

|                      |           |                                      |
|----------------------|-----------|--------------------------------------|
| Mr Lawrence Calkin   | (SC) (FC) | <i>(PCC Treasurer from 21 June)</i>  |
| Mr Peter Darley      |           | <i>(23 May until 13 December)</i>    |
| Mrs Yvonne Edgoose   |           |                                      |
| Mrs Freda Hilliar    | (SC)      | <i>(PCC Secretary)</i>               |
| Mrs Betty Lennie     |           |                                      |
| Mrs Julie Millington | (SC) (FC) | <i>(PCC Treasurer until 21 June)</i> |
| Mrs Hilary Moriaty   |           |                                      |
| Mr Michael Moriaty   | (SC) (FC) |                                      |
| Mrs Jacky Owens      | (FC)      |                                      |
| Mr Christopher Wood  |           |                                      |
| Mrs Mary Wood        |           |                                      |

(SC) indicates Standing Committee member

(FC) indicates Finance Committee member

**CONTENTS OF THIS REPORT:**

|   | <b>Page</b> |
|---|-------------|
| Trustees Annual Report                  | 3 - 4       |
| Receipts and Payments                   | 5           |
| Statement of Assets and Liabilities     | 6           |
| Notes to the Accounts                   | 7-11        |
| Independent Examiner's Report           | 12          |
| Receipts and Payments Account in Detail | 13          |
| Summary of Assets and Liabilities       | 14          |

---

## STRUCTURE, GOVERNANCE AND MANAGEMENT

The method of appointment of PCC members is set out in the Church Representation Rules. All church attendees are encouraged to register on the Church Electoral Roll and to attend and vote at the Annual Parochial Church Meeting (APCM). The PCC is registered as a Charity. The Registered Charity Number is 1127799.

---

## OBJECTS AND ACTIVITIES

St. John the Baptist Parochial Church Council ("PCC") has the responsibility of co-operating with the Minister in charge of the Parish in promoting within the ecclesiastical parish the whole mission of the Church, pastoral, evangelistic, social and ecumenical. (During an Interregnum the Rural Dean becomes the minister in charge of the Parish. Revd Michael Howard, fulfilled this responsibility until the arrival of Rev Greg Bannister in February 2021.) They also have maintenance responsibilities for the Parish Church of St. John the Baptist, Hawthorn Bank, Spalding, Lincolnshire.

---

## PUBLIC BENEFIT

The PCC considers that:-

- the operation of the Parish Church and its public acts of Christian Worship;
- its delivery of Baptism, Marriage and Funeral Services to any resident of the ecclesiastical parish;
- its involvement with three primary schools within its parish boundary;
- the use of its Lounge by local organisations and societies and regularly as a polling station; and the increasing use of its flexible church space for local community purposes; and
- the general spiritual support and teaching that it provides and offers to its members and to the local community;

combine to fully satisfy the requirement that, as a registered charity, the public benefit from its existence and its operation.

---

## MEMBERSHIP

Members of the PCC are either ex officio or elected by the APCM in accordance with the Church Representation Rules. The members of the PCC during 2021 are set out on the previous page. The members of the PCC are the Trustees of the registered charity.

---

## COMMITTEES

The PCC operates with two sub-committees together with additional ad hoc committees and teams which meet between full PCC meetings as the need arises:

*Standing Committee:* This is the only committee required by law. It has power to transact the business of the PCC between PCC meetings, subject to any directions given by the PCC. The committee met 3 times during 2021.

*Finance Committee:* This committee maintains an overview of the PCC's finances but has no executive powers.

---

---

## ACHIEVEMENTS AND PERFORMANCE

### *Church Electoral Roll ("CER") and church attendance*

At the end of 2021 there were 102 people on the CER (2020: 98), 19 of whom are not resident within the parish (2020: 17).

Details of Service of Public Worship conducted in addition to services at all the major Christian festivals are set out in the Review of the Year on page 4 of this financial pack.

### *PCC Meetings*

The full PCC met 10 times during the year and the average attendance was 84%. (2020: 12 times and 89%). The Standing committee met 3 times during the year (2020: 9 times).

### *Financial Review*

The full financial position is set out in the accounts on pages to 6 to 15 of this annual report pack.

During 2021 our normal annual income amounted to £76,058 exceeding our normal annual expenditure of £59,911 by £16,147. This included Legacies totalling £14,399 which were received during 2021 and were "Designated" by the PCC to be used as a Fabric Fund. We ended 2021 with general and designated reserves of £54,305 and restricted reserves of £22,331 making total reserves of £76,636.

### *Reserves Policy*

St John's PCC targets to hold general unrestricted reserves equivalent to approximately 6 months normal income/expenditure at any time although this will be exceeded if additional reserves are being accumulated to fund future capital projects and/or major repairs. The unrestricted reserves at 31 December 2021 amounted to £54,305 which adequately satisfied this policy.

We are presently receiving grant funding as part of the Church of England Strategic Development Fund (SDF) project and monies for that purpose are accounted for as a new Restricted Fund.

Our Restricted Funds total £22,331 and comprise the "Langford Legacy" which can only be expended on "*The Church building and its interior*" of £19,973; a fund specifically set up for direct local charitable grants to be expended at the Vicar's discretion, "The Vicar's Discretionary Fund" of £388; SDF funds yet to be expended of £1,638; and funds held for third parties totalling £132 and other restricted funds totalling £299.

Reserves that are not required for immediate expenditure are held on deposit with the CCLA CBF C of E Deposit Fund.

---

## REVIEW OF THE YEAR

St John's began the year in interregnum but had been ably cared for by the ministry provided by Rev Pat Willson, Rev Dr Evan McWilliam, Rev Alan Fiddymont and others. On 22nd February 2021 Rev Greg Bannister was licensed as Priest in Charge (and SDF curate at St George's Stamford) and also the licensing of his wife Rev Sophie Bannister as Assistant Priest.

**THE PAROCHIAL CHURCH COUNCIL OF THE ECCLESIASTICAL PARISH OF  
ST JOHN THE BAPTIST, SPALDING  
ANNUAL REPORT FOR THE YEAR ENDED 31 DECEMBER 2021**

***Worship Services.***

Following on from the pattern set in 2020 the year began with one service offered a week roughly corresponding to the main 10am Sunday service. March 2021 saw the restart of services in person, though these were recorded and put online for those not able or ready to come back to church. Over the course of the year this service gently but steadily grew in number. It also attracted families with children – some returning to St John's, others coming to St John's for the first time. In the summer term 3 pilot afternoon All Age services (Service of the Word) were launched (one per month in May, June and July). These were sufficiently well attended and enjoyed that they became a regular feature in St John's calendar, occurring monthly from September. September also saw the restart of the Sunday 8am communion service and the Sunday 4pm BCP evening prayer services (both happening 2 Sundays per month). Many were pleased to see the return of the Thursday morning 10am midweek communion service in the Church Lounge which also restarted in September. Attendance at both 8am and 4pm services returned to a little below but roughly pre-pandemic levels.

***Church Building.***

Due to pandemic, over the course of the year the church building was not used as much as in previous years. Nevertheless, in addition to Sunday services, it was successfully used as a polling station for local elections in the summer and hosted the church Christmas Fayre towards the end of November. The Friday refreshments and games afternoons also restarted providing opportunities for friendship and community building.

***Church Lounge***

The easing of restrictions saw the church lounge come back into use in all sorts of ways. The church's award-winning Tuesday coffee mornings restarted to popular acclaim. Both 5th Spalding Brownies and 5th Spalding rainbows returned to the lounge as they recommenced meeting in person. We also restarted hosting the Tollgate WI on a monthly basis as before. Lastly, November saw the lounge host The Money Course, run by Christians Against Poverty.

***Schools***

We were very pleased to be able to welcome St John's School back into the church building for collective worship and school services. Up to this point collective worship had been delivered over Microsoft Teams but being together in church felt like a real start to rebuilding of the historically very strong link between the church and the school. Classes also came over from both St John's School and Monkhouse Primary School for RE lessons. Michael Moriarty continued to serve as chair of governors alongside the other foundation governors. Michael, Rev Pat and Rev Greg also served on the Christian Distinctiveness Committee.

***Other Ministries***

The life of St John's Church also saw a number of other initiatives and ministries either start or restart. St John's ran its first two Alpha Courses for many years, and following on from an online midweek Lent Course on prayer the midweek Bible studies initially started by Bishop Rob Gillion also restarted online. St John's Clergy continued to carry out the occasional offices of baptisms, marriages and funerals, though in ever-changing circumstances as regulations regarding social-distancing etc... evolved throughout the year. We also began an online monthly parish prayer meeting One good news story to end this report is that as the autumn term began so a new church toddler group Little Steps started making its own little steps forwards in the church lounge and has slowly and steadily grown since its inception and formed links with several parents and carers who otherwise had no contact with St Johns.

Looking back on the year there have been many, many answers to prayer and there is much to be grateful to God for.

Signed on behalf of the PCC



**Reverend G S Bannister**  
Priest in Charge and PCC Chair

**31<sup>st</sup> March 2022**

**THE PAROCHIAL CHURCH COUNCIL OF THE ECCLESIASTICAL PARISH OF  
ST JOHN THE BAPTIST, SPALDING  
RECEIPTS AND PAYMENTS ACCOUNTS  
FOR THE YEAR ENDED 31 DECEMBER 2021**

|  | Note | Unrestricted<br>Funds<br>£ | Designated<br>Funds<br>£ | Restricted<br>Funds<br>£ | Endowment<br>Funds<br>£ | Total Funds<br>2021<br>£ | Total Funds<br>2020<br>£ |
|--|------|----------------------------|--------------------------|--------------------------|-------------------------|--------------------------|--------------------------|
| <b>RECEIPTS</b>  |      |                            |                          |                          |                         |                          |                          |
| Voluntary income   | 2(a) | 49,993                     | 14,554                   | 3,580                    | -                       | 68,127                   | 48,025                   |
| Activities for generating funds  | 2(b) | 5,251                      | -                        | 1,030                    | -                       | 6,281                    | 4,848                    |
| Income from investments  | 2(c) | 200                        | -                        | 21                       | -                       | 221                      | 427                      |
| Income from church activities  | 2(d) | 5,130                      | -                        | -                        | -                       | 5,130                    | 4,449                    |
| Collected for third parties  | 2(e) | -                          | -                        | 5,287                    | -                       | 5,287                    | 4,897                    |
| <b>TOTAL RECEIPTS</b>  |      | <b>60,574</b>              | <b>14,554</b>            | <b>9,918</b>             | <b>-</b>                | <b>85,046</b>            | <b>62,646</b>            |
| <b>PAYMENTS</b>  |      |                            |                          |                          |                         |                          |                          |
| Church activities  | 3(a) | 58,090                     | 81                       | 2,555                    | -                       | 60,726                   | 52,676                   |
| Fund raising costs   | 3(b) | 812                        | -                        | -                        | -                       | 812                      | 647                      |
| Paid for third parties   | 3(c) | -                          | -                        | 5,950                    | -                       | 5,950                    | 4,882                    |
| <b>TOTAL PAYMENTS</b>  |      | <b>58,902</b>              | <b>81</b>                | <b>8,505</b>             | <b>-</b>                | <b>67,488</b>            | <b>58,205</b>            |
| <b>EXCESS OF RECEIPTS OVER<br/>PAYMENTS</b>                            |      | <b>1,672</b>               | <b>14,473</b>            | <b>1,413</b>             | <b>-</b>                | <b>17,558</b>            | <b>4,441</b>             |
| <b>FUNDS TRANSFER</b>  |      | <b>-</b>                   | <b>-</b>                 | <b>-</b>                 | <b>-</b>                | <b>-</b>                 | <b>-</b>                 |
|  |      | <b>1,672</b>               | <b>14,473</b>            | <b>1,413</b>             | <b>-</b>                | <b>17,558</b>            | <b>4,441</b>             |
| OPENING CASH AT BANK AND IN HAND<br>AT 1 JANUARY 2021 (2020)           |      | 33,243                     | 4,915                    | 20,920                   | -                       | 59,078                   | 54,637                   |
| <b>CLOSING CASH AT BANK AND IN HAND<br/>AT 31 DECEMBER 2021 (2020)</b> |      | <b>34,915</b>              | <b>19,388</b>            | <b>22,333</b>            | <b>-</b>                | <b>76,636</b>            | <b>59,078</b>            |

**THE PAROCHIAL CHURCH COUNCIL OF THE ECCLESIASTICAL PARISH OF  
ST JOHN THE BAPTIST, SPALDING  
STATEMENT OF ASSETS AND LIABILITIES AS AT 31 DECEMBER 2020**

|                                  | Note | Unrestricted  | Designated    | Restricted    | Endowment | Total Funds   |               |
|----------------------------------|------|---------------|---------------|---------------|-----------|---------------|---------------|
|                                  |      | Funds         | Funds         | Funds         | Funds     | 2021          | 2020          |
|                                  |      | £             | £             | £             | £         | £             | £             |
| <b>PRINCIPAL MONETARY ASSETS</b> |      |               |               |               |           |               |               |
| Cash at bank and in hand         | 6    | 34,915        | 19,388        | 22,333        | -         | 76,636        | 59,078        |
| <b>Total Monetary Assets</b>     |      | <b>34,915</b> | <b>19,388</b> | <b>22,333</b> | <b>-</b>  | <b>76,636</b> | <b>59,078</b> |

**OTHER MONETARY ASSETS**

|                          |  |              |          |          |          |              |              |
|--------------------------|--|--------------|----------|----------|----------|--------------|--------------|
| Income tax recoverable   |  | 825          | -        | -        | -        | 825          | 775          |
| Monies Due               |  | 502          | -        | -        | -        | 502          | 1,080        |
| <b>Total monies owed</b> |  | <b>1,327</b> | <b>-</b> | <b>-</b> | <b>-</b> | <b>1,327</b> | <b>1,855</b> |

**MONETARY LIABILITIES**

|                          |  |              |          |            |          |              |              |
|--------------------------|--|--------------|----------|------------|----------|--------------|--------------|
| Third party monies       |  | -            | -        | 132        | -        | 132          | 795          |
| Monies owed              |  | 1,032        | -        | -          | -        | 1,032        | 780          |
| <b>Total monies owed</b> |  | <b>1,032</b> | <b>-</b> | <b>132</b> | <b>-</b> | <b>1,164</b> | <b>1,575</b> |

**PARISH FUNDS**

**Unrestricted Funds**

|                  |                                 |   |               |               |          |          |               |               |
|------------------|---------------------------------|---|---------------|---------------|----------|----------|---------------|---------------|
| Designated Funds | Fabric Fund                     | 8 | -             | 18,766        | -        | -        | 18,766        | 4,367         |
| Designated Funds | Flower Fund                     | 8 | -             | 622           | -        | -        | 622           | 548           |
|                  | <b>Total Designated Funds</b>   |   | <b>-</b>      | <b>19,388</b> | <b>-</b> | <b>-</b> | <b>19,388</b> | <b>4,915</b>  |
| General Fund     |                                 | 8 | 34,915        | -             | -        | -        | 34,915        | 33,243        |
|                  | <b>Total Unrestricted Funds</b> |   | <b>34,915</b> | <b>19,388</b> | <b>-</b> | <b>-</b> | <b>54,303</b> | <b>38,158</b> |

**Restricted Funds**


|                            |  |   |   |   |        |   |        |        |
|----------------------------|--|---|---|---|--------|---|--------|--------|
| Langford Legacy Fund       |  | 7 | - | - | 19,974 | - | 19,974 | 19,953 |
| Vicar's Discretionary Fund |  | 7 | - | - | 389    | - | 389    | 172    |
| Leprosy Mission            |  | 7 | - | - | 100    | - | 100    | -      |
| Sundry                     |  | 7 | - | - | 100    | - | 100    | -      |
| SDF                        |  | 7 | - | - | 1,638  | - | 1,638  | -      |
| Funds for third parties    |  | 7 | - | - | 132    | - | 132    | 795    |

**Endowment** The church has no endowment funds

|  |  |  |               |               |               |          |               |               |
|--|--|--|---------------|---------------|---------------|----------|---------------|---------------|
|  |  |  | <b>34,915</b> | <b>19,388</b> | <b>22,333</b> | <b>-</b> | <b>76,636</b> | <b>59,078</b> |
|--|--|--|---------------|---------------|---------------|----------|---------------|---------------|


Approved by the Parochial Church Council and signed on its behalf by:

**Reverend G S Bannister**



(Priest in Charge and PCC Chair)

**Mr L R Calkin**



(Treasurer)

Dated: **31st March 2022**

The notes on pages 7 to 11 form a part of these accounts

**THE PAROCHIAL CHURCH COUNCIL OF THE ECCLESIASTICAL PARISH OF  
ST JOHN THE BAPTIST, SPALDING  
NOTES TO THE FINANCIAL STATEMENTS  
FOR THE YEAR ENDED 31 DECEMBER 2021**

## **1. ACCOUNTING POLICIES**

The financial statements have been prepared under the historical cost convention on a cash accounting basis. The financial statements include all transactions for which the PCC is responsible for in law. They do not include the accounts of church groups that owe their main affiliation to another body, nor those that are informal gatherings of church members.

### **Funds**

*Endowment funds* are funds, the capital of which must be maintained; only income arising from investment of the endowment may be used either as restricted or unrestricted funds depending upon the purpose for which the endowment was established.

*Restricted funds* represent (a) income from trusts or endowments which may be expended only on those restricted objects provided in the terms of the trust or bequest, and (b) donations or grants received for a specific object or invited by the PCC for a specific object. The funds may only be expended on the specific object for which they were given. Any balance remaining unspent at the end of each year must be carried forward as a balance on that fund. The PCC does not usually invest separately for each fund. Where there is no separate investment, interest is apportioned to individual funds on an average basis.

*Unrestricted funds* are general funds which can be used for PCC ordinary purposes.

*Designated Funds* are Unrestricted Funds that the PCC has designated for a specific purpose and which the PCC may undesignate at any time if it wishes.

### **Incoming resources**

All income is recognized when it is received. All incoming resources are accounted for gross.

### **Resources expended**

All expenditure is generally recognized when it is paid and is accounted for gross.

### **Fixed Assets**

Consecrated and benefice property is not included in the accounts in accordance with s.10(2)(a) of the Charities Act 2011.

Movable church furnishings and held by the vicar and churchwardens on special trust for the PCC and which require a faculty for their acquisition or disposal are inalienable property, listed in the church's inventory, which can be inspected (at any reasonable time). These assets are not valued in the financial statement and expenditure on them is written off in the Statement of Financial Activity in the year that it is expended.

### **Current Assets and Liabilities**

Amounts owing to the PCC at 31 December in respect of fees, rent or other income are shown as other monetary assets, less provision for amounts that may prove uncollectable.

Amounts owed by the PCC or held for 3rd parties are shown as Monetary Liabilities.

### **Money collected for third parties**

All funds collected for third parties and not the immediate property of the PCC are treated by the PCC's accounting systems as "Agency Funds" and are treated as a Restricted Fund in these accounts. Any part of these funds due to the PCC is only transferred to the General Fund when the PCC becomes entitled to these funds

**THE PAROCHIAL CHURCH COUNCIL OF THE ECCLESIASTICAL PARISH OF  
ST JOHN THE BAPTIST, SPALDING  
NOTES TO THE FINANCIAL STATEMENTS  
FOR THE YEAR ENDED 31 DECEMBER 2021**

**1. ACCOUNTING POLICIES CONTINUED**

**Church of England Strategic Development Fund project**

The Church has been selected to be a part of the Church of England Strategic Development project. This includes initial Start Up Funding and a contribution towards specific staffing costs reducing from 100% of the cost equivalent of two full time in year one reducing by 20% per annum over 5 years. The SDF funded element of this project is accounted for as a Restricted Fund and the Parish's increasing contribution will have to be funded from Unrestricted General Reserves as time progresses.

**2. INCOMING RESOURCES**

|  | Unrestricted  | Designated    | Restricted   | Endowment  | TOTAL FUNDS   |               |
|--|---------------|---------------|--------------|------------|---------------|---------------|
|  | Funds<br>£    | Funds<br>£    | Funds<br>£   | Funds<br>£ | 2021<br>£     | 2020<br>£     |
| <b>(a) Voluntary income</b>                |               |               |              |            |               |               |
| Planned giving:                            |               |               |              |            |               |               |
| Gift Aided donations                       | 31,983        | -             | -            | -          | 31,983        | 28,658        |
| Income tax recoverable thereon             | 8,212         | -             | -            | -          | 8,212         | 7,335         |
| Other planned giving                       | 5,616         | -             | -            | -          | 5,616         | 3,737         |
| Collections (open plate) at all services   | 2,229         | -             | -            | -          | 2,229         | 2,234         |
| Gift Aid Grant on Small Donations          | 1,093         | -             | -            | -          | 1,093         | 1,223         |
| One-off giving                             |               |               |              |            |               |               |
| Donations                                  | 758           | 155           | 309          | -          | 1,222         | 466           |
| Gift Aid on One-off Donations              | 102           | -             | 8            | -          | 110           | 5             |
| Legacies                                   | -             | 14,399        | -            | -          | 14,399        | 4,367         |
| Grants                                     | -             | -             | 3,263        | -          | 3,263         | -             |
|  | <b>49,993</b> | <b>14,554</b> | <b>3,580</b> | <b>-</b>   | <b>68,127</b> | <b>48,025</b> |
| <b>(b) Activities for generating funds</b> |               |               |              |            |               |               |
| Fund raising events and activities         | 3,741         | -             | 1,030        | -          | 4,771         | 2,697         |
| Magazine Income generated                  | 1,370         | -             | -            | -          | 1,370         | 2,126         |
| Gift Aid on Magazine Sponsorship           | 140           | -             | -            | -          | 140           | 25            |
|  | <b>5,251</b>  | <b>-</b>      | <b>1,030</b> | <b>-</b>   | <b>6,281</b>  | <b>4,848</b>  |
| <b>(c) Income from investments</b>         |               |               |              |            |               |               |
| Rental income                              | 174           | -             | -            | -          | 174           | 174           |
| Interest received                          | 26            | -             | 21           | -          | 47            | 253           |
|  | <b>200</b>    | <b>-</b>      | <b>21</b>    | <b>-</b>   | <b>221</b>    | <b>427</b>    |
| <b>(d) Income from church activities</b>   |               |               |              |            |               |               |
| Fees                                       | 3,475         | -             | -            | -          | 3,475         | 3,436         |
| Church lounge lettings                     | 1,588         | -             | -            | -          | 1,588         | 967           |
| Sundry sales                               | 67            | -             | -            | -          | 67            | 46            |
|  | <b>5,130</b>  | <b>-</b>      | <b>-</b>     | <b>-</b>   | <b>5,130</b>  | <b>4,449</b>  |
| <b>(e) Other incoming resources</b>        |               |               |              |            |               |               |
| Funds collected for third parties          | -             | -             | 5,287        | -          | 5,287         | 4,897         |
|  | <b>-</b>      | <b>-</b>      | <b>5,287</b> | <b>-</b>   | <b>5,287</b>  | <b>4,897</b>  |
| <b>TOTAL INCOMING RESOURCES</b>            | <b>60,574</b> | <b>14,554</b> | <b>9,918</b> | <b>-</b>   | <b>85,046</b> | <b>62,646</b> |

**THE PAROCHIAL CHURCH COUNCIL OF THE ECCLESIASTICAL PARISH OF  
ST JOHN THE BAPTIST, SPALDING  
NOTES TO THE FINANCIAL STATEMENTS  
FOR THE YEAR ENDED 31 DECEMBER 2021**

**3. RESOURCES USED**

|   | Unrestricted  | Designated | Restricted   | Endowment | TOTAL FUNDS   |               |
|---|---------------|------------|--------------|-----------|---------------|---------------|
|   | Funds         | Funds      | Funds        | Funds     | 2021          | 2020          |
|   | £             | £          | £            | £         | £             | £             |
| <b>3(a) Church activities</b>                   |               |            |              |           |               |               |
| Ministry: Parish Share                          | 29,333        | -          | -            | -         | 29,333        | 26,667        |
| Clergy expenses                                 | 88            | -          | -            | -         | 88            | 266           |
| Church running expenses                         | 9,639         | -          | -            | -         | 9,639         | 9,267         |
| Service running costs                           | 483           | 71         | -            | -         | 554           | 353           |
| Church maintenance and cleaning                 | 9,301         | -          | -            | -         | 9,301         | 7,219         |
| Church clock & bell repairs                     | 2,344         | -          | -            | -         | 2,344         | 254           |
| Church organ & piano repairs                    | 170           | -          | -            | -         | 170           | -             |
| Mission and outreach costs and donations        | 576           | -          | 930          | -         | 1,506         | 1,731         |
| Salaries of the organists and other choir costs | 1,260         | -          | -            | -         | 1,260         | 1,032         |
| Magazine production                             | 1,156         | -          | -            | -         | 1,156         | 1,187         |
| General sundries                                | 1,561         | 10         | -            | -         | 1,571         | 2,676         |
| Stationery, photocopying, computer costs, etc.  | 2,179         | -          | -            | -         | 2,179         | 2,024         |
| SDF Start-up Costs                              | -             | -          | 1,625        | -         | 1,625         | -             |
|   | <b>58,090</b> | <b>81</b>  | <b>2,555</b> | <b>-</b>  | <b>60,726</b> | <b>52,676</b> |
| <b>3(b) Fund raising costs</b>                  |               |            |              |           |               |               |
| Lottery prizes                                  | 720           | -          | -            | -         | 720           | 600           |
| Cost of Fetes & Festivals                       | 92            | -          | -            | -         | 92            | 47            |
|   | <b>812</b>    | <b>-</b>   | <b>-</b>     | <b>-</b>  | <b>812</b>    | <b>647</b>    |
| <b>3(c) Other outgoing resources</b>            |               |            |              |           |               |               |
| Paid for third parties                          | -             | -          | 5,950        | -         | 5,950         | 4,882         |
|   | <b>-</b>      | <b>-</b>   | <b>5,950</b> | <b>-</b>  | <b>5,950</b>  | <b>4,882</b>  |
| <b>TOTAL RESOURCES USED</b>                     | <b>58,902</b> | <b>81</b>  | <b>8,505</b> | <b>-</b>  | <b>67,488</b> | <b>58,205</b> |

**4. STAFF COSTS** (Included in expenses above)

|  | 2021       | 2020       |
|--|------------|------------|
|  | £          | £          |
| (a) Wages and salaries of the organists and the cleaner.   | 3,867      | 3,244      |
| (b) During the year the PCC employed Organists and a cleaner, none of whom earned £40,000 p.a. or more.  |            |            |
| (c) Additionally, the following payments were made to members of the PCC in respect of their participation as Vergers during wedding and funeral services. | 2021       | 2020       |
|  | £          | £          |
| Mr Ray Wright  | -          | 114        |
| Mr Peter Darley (served on the PCC<br>from 23 May 2021 to 13 December 2021)  | 342        | -          |
|  | <b>342</b> | <b>114</b> |

The above sums were passed directly on to the recipients through the Agency Restricted Fund having been received from the wedding couples and the undertakers. They are not included in the £3,867 referred to in Note 4(a) above.

**THE PAROCHIAL CHURCH COUNCIL OF THE ECCLESIASTICAL PARISH OF  
ST JOHN THE BAPTIST, SPALDING  
NOTES TO THE FINANCIAL STATEMENTS  
FOR THE YEAR ENDED 31 DECEMBER 2021**

**5. GIVING TO CHARITY**

Our principal giving to charity results from ongoing fundraising for an enablement project in Mozambique managed by the Leprosy Mission.

Onward giving in this way has been made as follows:

|              |        |
|--------------|--------|
| January 2022 | £1,355 |
| January 2021 | £930   |
| January 2020 | £1,235 |
| January 2019 | £1,296 |
| January 2018 | £1,382 |
| January 2017 | £1,330 |
| January 2016 | £1,689 |
| January 2015 | £1,014 |

Fundraising was also undertaken for The Children's Society and £201 was sent to their Christingle Appeal in December 2021.

**6. CASH AT BANK & IN HAND**

|  | 2021              |                 |                 | Total<br>£    | 2020          |
|--|-------------------|-----------------|-----------------|---------------|---------------|
|  | Unrestricted<br>£ | Designated<br>£ | Restricted<br>£ |               | £             |
| Lloyds Bank Current & Deposit Accounts | 9,849             | 19,388          | 2,389           | 31,626        | 14,068        |
| CCLA CBF Deposit Fund                  | 25,056            | -               | 19,944          | 45,000        | 45,000        |
| Cash In hand                           | 10                | -               | -               | 10            | 10            |
|  | <b>34,915</b>     | <b>19,388</b>   | <b>22,333</b>   | <b>76,636</b> | <b>59,078</b> |

**THE PAROCHIAL CHURCH COUNCIL OF THE ECCLESIASTICAL PARISH OF  
ST JOHN THE BAPTIST, SPALDING  
NOTES TO THE FINANCIAL STATEMENTS  
FOR THE YEAR ENDED 31 DECEMBER 2021**

**7. RESTRICTED FUND DETAILS**

|                            | Opening<br>balance<br>01/01/2020<br>£ | Funds<br>added<br>£ | Funds<br>used<br>£ | Funds<br>transferred<br>within<br>restricted<br>funds<br>£ | Funds<br>transferred<br>to/from<br>unrestricted<br>funds<br>£ | Carried<br>forward<br>31/12/2021<br>£ |
|----------------------------|---------------------------------------|---------------------|--------------------|--|---|---------------------------------------|
| Langford Legacy            | 19,953                                | 21                  | -                  | -  | -   | 19,974                                |
| Vicars Discretionary       | 172                                   | 217                 | -                  | -  | -   | 389                                   |
| Leprosy Mission            | -                                     | 1,030               | (930)              | -  | -   | 100                                   |
| Sundry                     | -                                     | 100                 | -                  | -  | -   | 100                                   |
| Strategic Development Fund | -                                     | 3,263               | (1,625)            | -  | -   | 1,638                                 |
| Funds for third parties    | 795                                   | 5,287               | (5,950)            | -  | -   | 132                                   |
|                            | <b>20,920</b>                         | <b>9,918</b>        | <b>(8,505)</b>     | -  | -   | <b>22,333</b>                         |

**8. GENERAL FUND DETAILS**

|                            | Opening<br>balance<br>01/01/2020<br>£ | Funds<br>added<br>£ | Funds<br>used<br>£ | Funds<br>transferred<br>within<br>unrestricted<br>funds<br>£ | Funds<br>transferred<br>to/from<br>restricted<br>funds<br>£ | Carried<br>forward<br>31/12/2021<br>£ |
|----------------------------|---------------------------------------|---------------------|--------------------|--|---|---------------------------------------|
| Designated Funds           |                                       |                     |                    |  |   |                                       |
| Fabric Fund                | 4,367                                 | 14,399              | -                  | -  | -   | 18,766                                |
| Flower Fund                | 548                                   | 155                 | (81)               | -  | -   | 622                                   |
| Total Designated Funds     | 4,915                                 | 14,554              | (81)               | -  | -   | 19,388                                |
| Undesignated General Funds | 33,243                                | 60,574              | (58,902)           | -  | -   | 34,915                                |
| Total Unrestricted Funds   | <b>38,158</b>                         | <b>75,128</b>       | <b>(58,983)</b>    | -  | -   | <b>54,303</b>                         |

**9. THIRD PARTY FUNDS HANDLED BY PCC**

During the year funds were collected for third parties or which were not for the immediate use of the PCC. These are held in a restricted fund and were collected and paid on or released for the following purposes.

|                                | Opening<br>Balances<br>01/01/2021 | Receipts     | Payments       | Closing<br>Balances<br>31/12/2021 |
|--------------------------------|-----------------------------------|--------------|----------------|-----------------------------------|
| Funeral Collections to Forward | -                                 | 1,441        | (1,441)        | -                                 |
| Funeral Control                | (130)                             | 1,575        | (1,658)        | (213)                             |
| Lottery Control                | 825                               | 960          | (1,440)        | 345                               |
| Other Collections to Forward   | -                                 | 611          | (611)          | -                                 |
| Wedding Control                | 100                               | 700          | (800)          | -                                 |
|                                | <b>795</b>                        | <b>5,287</b> | <b>(5,950)</b> | <b>132</b>                        |

**INDEPENDENT EXAMINER'S REPORT TO THE PAROCHIAL CHURCH COUNCIL OF THE ECCLESIASTICAL PARISH OF ST JOHN THE BAPTIST, SPALDING**

I report on the accounts of the PCC for the year ended 31 December 2021 which are set out on pages 3 to 11.

**Responsibilities and basis of report**

As the PCC's members you are responsible for the preparation of the accounts in accordance with the requirements of the Charities Act 2011 ('the Act').

I report in respect of my examination of the PCC's accounts carried out under section 145 of the Act and in carrying out my examination I have followed all the applicable Directions given by the Charity Commission under section 145(5)(b) of the Act.

**Independent examiner's statement**

I have completed my examination. I confirm that no material matters have come to my attention in connection with the examination giving me cause to believe that in any material respect:

1. accounting records were not kept in respect of the charity as required by section 130 of the Act; or
2. the accounts do not accord with those records

I have no concerns and have come across no other matters in connection with the examination to which attention should be drawn in this report in order to enable a proper understanding of the accounts to be reached.



Alistair Main FCA  
Duncan & Toplis Limited  
Enterprise Way  
Pinchbeck  
Spalding  
Lincolnshire

Date – 13 April 2022

|  | Unrestricted Funds |           |                  |               | Restricted Funds         |                 |                       |                 |            |                            |                         | Total Funds 2021 | Total Funds 2020 |                        |
|--|--------------------|-----------|------------------|---------------|--------------------------|-----------------|-----------------------|-----------------|------------|----------------------------|-------------------------|------------------|------------------|------------------------|
|  | General Fund       |           | Designated Funds |               | Total Unrestricted Funds | Langford Legacy | Vicar's Discretionary | Leprosy Mission | Sundry     | Strategic Development Fund | Funds for third parties |                  |                  | Total Restricted Funds |
|  | £                  | £         | Flower Fund      | Fabric Fund   |                          |                 |                       |                 |            |                            |                         |                  |                  |                        |
| <b>Receipts in the year</b>              |                    |           |                  |               |                          |                 |                       |                 |            |                            |                         |                  |                  |                        |
| <b>Voluntary Income</b>                  |                    |           |                  |               |                          |                 |                       |                 |            |                            |                         |                  |                  |                        |
| Planned Giving Gift Aided                | 31,983             |           | -                | -             |                          | -               | -                     | -               | -          | -                          | -                       | -                | -                | -                      |
| Income Tax reclaimed on above            | 8,212              |           | -                | -             |                          | -               | -                     | -               | -          | -                          | -                       | -                | -                | -                      |
| Planned Giving not Gift Aided            | 5,616              |           | -                | -             |                          | -               | -                     | -               | -          | -                          | -                       | -                | -                | -                      |
| Other "Open Plate" service collections   | 2,229              |           | -                | -             |                          | -               | -                     | -               | -          | -                          | -                       | -                | -                | -                      |
| One-off donations                        | 758                |           | 155              | -             |                          | -               | 209                   | -               | 100        | -                          | -                       | -                | -                | -                      |
| Income Tax on "One-off" donations        | 102                |           | -                | -             |                          | -               | 8                     | -               | -          | -                          | -                       | -                | -                | -                      |
| GASDS Tax relief obtained                | 1,093              |           | -                | -             |                          | -               | -                     | -               | -          | -                          | -                       | -                | -                | -                      |
| Legacies                                 | -                  |           | -                | 14,399        |                          | -               | -                     | -               | -          | -                          | -                       | -                | -                | -                      |
| Grants                                   | -                  | 49,993    | -                | -             | 64,547                   | -               | -                     | -               | -          | 3,263                      | -                       | 3,580            | 68,127           | 48,025                 |
| <b>Activities for generating funds</b>   |                    |           |                  |               |                          |                 |                       |                 |            |                            |                         |                  |                  |                        |
| Fund Raising Activities                  | 2,301              |           | -                | -             |                          | -               | -                     | 1,030           | -          | -                          | -                       | -                | -                | -                      |
| Lottery Income                           | 1,440              |           | -                | -             |                          | -               | -                     | -               | -          | -                          | -                       | -                | -                | -                      |
| Magazine Income                          | 1,370              |           | -                | -             |                          | -               | -                     | -               | -          | -                          | -                       | -                | -                | -                      |
| Tax reclaimed on Magazine Sponsorship    | 140                | 5,251     | -                | -             | 5,251                    | -               | -                     | -               | -          | -                          | -                       | 1,030            | 6,281            | 4,848                  |
| <b>Income From Investments</b>           |                    |           |                  |               |                          |                 |                       |                 |            |                            |                         |                  |                  |                        |
| Rental Income                            | 174                |           | -                | -             |                          | -               | -                     | -               | -          | -                          | -                       | -                | -                | -                      |
| Interest                                 | 26                 | 200       | -                | -             | 200                      | 21              | -                     | -               | -          | -                          | -                       | 21               | 221              | 427                    |
| <b>Income from our Church activities</b> |                    |           |                  |               |                          |                 |                       |                 |            |                            |                         |                  |                  |                        |
| Fees                                     | 3,475              |           | -                | -             |                          | -               | -                     | -               | -          | -                          | -                       | -                | -                | -                      |
| Lounge letting income                    | 1,588              |           | -                | -             |                          | -               | -                     | -               | -          | -                          | -                       | -                | -                | -                      |
| Sundry Sales                             | 67                 | 5,130     | -                | -             | 5,130                    | -               | -                     | -               | -          | -                          | -                       | -                | 5,130            | 4,449                  |
| <b>Other incoming resources</b>          |                    |           |                  |               |                          |                 |                       |                 |            |                            |                         |                  |                  |                        |
| Funds collected for third parties        | -                  | -         | -                | -             | -                        | -               | -                     | -               | -          | -                          | 5,287                   | 5,287            | 5,287            | 4,897                  |
| <b>Total Receipts</b>                    | <b>60,574</b>      |           | <b>155</b>       | <b>14,399</b> | <b>75,128</b>            | <b>21</b>       | <b>217</b>            | <b>1,030</b>    | <b>100</b> | <b>3,263</b>               | <b>5,287</b>            | <b>9,918</b>     | <b>85,046</b>    | <b>62,646</b>          |
| <b>Payments in the year</b>              |                    |           |                  |               |                          |                 |                       |                 |            |                            |                         |                  |                  |                        |
| Parish Share                             | 29,333             |           | -                | -             | 29,333                   | -               | -                     | -               | -          | -                          | -                       | -                | 29,333           | 26,667                 |
| Heating, light, water & Insurance        | 9,639              |           | -                | -             | 9,639                    | -               | -                     | -               | -          | -                          | -                       | -                | 9,639            | 9,267                  |
| Church maintenance & cleaning            | 11,645             |           | -                | -             | 11,645                   | -               | -                     | -               | -          | -                          | -                       | -                | 11,645           | 7,474                  |
| SDF start-up costs                       | -                  |           | -                | -             | -                        | -               | -                     | -               | -          | 1,625                      | -                       | 1,625            | 1,625            | -                      |
| Service running costs (inc Organists)    | 1,913              | 71        | -                | -             | 1,984                    | -               | -                     | -               | -          | -                          | -                       | -                | 1,984            | 1,385                  |
| Administration and ministry support      | 3,649              | 10        | -                | -             | 3,659                    | -               | -                     | -               | -          | -                          | -                       | -                | 3,659            | 3,182                  |
| Outreach and Charitable Giving           | 576                | -         | -                | -             | 576                      | -               | -                     | 930             | -          | -                          | -                       | 930              | 1,506            | 1,731                  |
| Advertising                              | 179                | -         | -                | -             | 179                      | -               | -                     | -               | -          | -                          | -                       | -                | 179              | 1,783                  |
| Charitable donations made                | -                  | -         | -                | -             | -                        | -               | -                     | -               | -          | -                          | -                       | -                | -                | -                      |
| Magazine production costs                | 1,156              | -         | -                | -             | 1,156                    | -               | -                     | -               | -          | -                          | -                       | -                | 1,156            | 1,187                  |
| Lottery prizes                           | 720                | -         | -                | -             | 720                      | -               | -                     | -               | -          | -                          | -                       | -                | 720              | 600                    |
| Other fundraising costs                  | 92                 | -         | -                | -             | 92                       | -               | -                     | -               | -          | -                          | -                       | -                | 92               | 47                     |
| Paid for third parties                   | -                  | -         | -                | -             | -                        | -               | -                     | -               | -          | -                          | 5,950                   | 5,950            | 5,950            | 4,882                  |
| <b>Total Payments</b>                    | <b>58,902</b>      | <b>81</b> | <b>-</b>         | <b>-</b>      | <b>58,983</b>            | <b>-</b>        | <b>-</b>              | <b>930</b>      | <b>-</b>   | <b>1,625</b>               | <b>5,950</b>            | <b>8,505</b>     | <b>67,488</b>    | <b>58,205</b>          |
| Opening Balances at 01/01/2021           | 33,243             | 548       | 4,367            |               | 38,158                   | 19,953          | 172                   | -               | -          | -                          | 795                     | 20,920           | 59,078           | 54,637                 |
| Receipts in the year                     | 60,574             |           | 155              | 14,399        | 75,128                   | 21              | 217                   | 1,030           | 100        | 3,263                      | 5,287                   | 9,918            | 85,046           | 62,646                 |
|  | 93,817             |           | 703              | 18,766        | 113,286                  | 19,974          | 389                   | 1,030           | 100        | 3,263                      | 6,082                   | 30,838           | 144,124          | 117,283                |
| Less Payments                            | - 58,902           | - 81      | - -              | - -           | - 58,983                 | - -             | - -                   | - 930           | - -        | - 1,625                    | - 5,950                 | - 8,505          | - 67,488         | - 58,205               |
| Closing Balances at 31/12/2021           | 34,915             |           | 622              | 18,766        | 54,303                   | 19,974          | 389                   | 100             | 100        | 1,638                      | 132                     | 22,333           | 76,636           | 59,078                 |

## St John the Baptist PCC, Spalding

## SUMMARY OF ASSETS AND LIABILITIES AS AT 31 DECEMBER 2021

|  | Unrestricted Funds |             |               |                          | Restricted Funds |                       |                 |            |                           |                         | Total Funds 2021 | Total Funds 2020 |                        |
|--|--------------------|-------------|---------------|--------------------------|------------------|-----------------------|-----------------|------------|---------------------------|-------------------------|------------------|------------------|------------------------|
|  | General Fund       | Flower Fund | Fabric Fund   | Total Unrestricted Funds | Langford Legacy  | Vicar's Discretionary | Leprosy Mission | Sundry     | Straegic Development Fund | Funds for third parties |                  |                  | Total Restricted Funds |
|  | £                  | £           | £             | £                        | £                | £                     | £               | £          | £                         | £                       | £                | £                |                        |
| <b>Cash Funds</b>                      |                    |             |               |                          |                  |                       |                 |            |                           |                         |                  |                  |                        |
| Lloyds Bank Accounts                   | 9,849              | 622         | 18,766        | 29,237                   | 30               | 389                   | 100             | 100        | 1,638                     | 132                     | 2,389            | 31,626           | 14,068                 |
| CCLA's CBF Deposit Funds               | 25,056             | -           | -             | 25,056                   | 19,944           | -                     | -               | -          | -                         | -                       | 19,944           | 45,000           | 45,000                 |
| Cash                                   | 10                 | -           | -             | 10                       | -                | -                     | -               | -          | -                         | -                       | -                | 10               | 10                     |
| <b>Total Current Assets</b>            | <b>34,915</b>      | <b>622</b>  | <b>18,766</b> | <b>54,303</b>            | <b>19,974</b>    | <b>389</b>            | <b>100</b>      | <b>100</b> | <b>1,638</b>              | <b>132</b>              | <b>22,333</b>    | <b>76,636</b>    | <b>59,078</b>          |
| <b>Other Monetary Assets</b>           |                    |             |               |                          |                  |                       |                 |            |                           |                         |                  |                  |                        |
| Income tax Recoverable                 | 825                | -           | -             | 825                      | -                | -                     | -               | -          | -                         | -                       | -                | 825              | 775                    |
| Other Monies Due                       | 502                | -           | -             | 502                      | -                | -                     | -               | -          | -                         | -                       | -                | 502              | 1,080                  |
| <b>Total monies owed to the Church</b> | <b>1,327</b>       | <b>-</b>    | <b>-</b>      | <b>1,327</b>             | <b>-</b>         | <b>-</b>              | <b>-</b>        | <b>-</b>   | <b>-</b>                  | <b>-</b>                | <b>-</b>         | <b>1,327</b>     | <b>1,855</b>           |
| <b>Monetary Liabilities</b>            |                    |             |               |                          |                  |                       |                 |            |                           |                         |                  |                  |                        |
| Third Party Monies                     | -                  | -           | -             | -                        | -                | -                     | 100             | -          | -                         | 132                     | 232              | 232              | 795                    |
| Owed for supplies                      | 1,032              | -           | -             | 1,032                    | -                | -                     | -               | -          | -                         | -                       | -                | 1,032            | 780                    |
|  | 1,032              | -           | -             | 1,032                    | -                | -                     | 100             | -          | -                         | 132                     | 232              | 1,264            | 1,575                  |

---

# Accounts

---

# The Parochial Church Council of the Ecclesiastical Parish of St John the Baptist, Spalding, Lincolnshire

Registered Charity number 1127799

## ANNUAL REPORT AND FINANCIAL STATEMENTS OF THE PAROCHIAL CHURCH COUNCIL FOR THE YEAR ENDED 31 DECEMBER 2020



**Minister in Charge:**

Rt Revd A R Gillion

Until 16th August 2020

**Principal Bankers:**

Lloyds TSB

Hall Place

Spalding

Lincolnshire

**Independent Examinars:**

Duncan and Toplis Limited

Chartered Accountants

Enterprise Way

Pinchbeck

Spalding

Lincolnshire

**The Parochial Church Council of the Ecclesiastical Parish of  
St John the Baptist, Spalding, Lincolnshire  
FOR THE YEAR ENDED 31 DECEMBER 2020**

**Parochial Church Council ("*PCC*") Members serving during 2020**

Ex Officio Members

|   |                     |   |                            |
|---|---------------------|---|----------------------------|
| <i>Priest in Charge:</i>  | Rt Revd A R Gillion | (SC)                                      | (Until 16 August )         |
| <i>Hon Assistant Priest:</i>  | Rev Pat Willson     | (SC)                                      |                            |
| <i>Curate on Placement:</i>   | Rev Evan McWilliams | (SC)                                      | (From 1 September)         |
| <i>Licensed Reader:</i>   | Mr Nicholas Adams   |   |                            |
| <i>Churchwardens:</i>   | Mrs Sally Sneath    | (SC)                                      | (PCC Chair from 16 August) |
| <i>Elected Representatives on the Deanery Synod until 2020 APCM</i> |                     |   |                            |
|   | Mrs Margaret Smith  | (Re-elected on 4 October until 2023 APCM) |                            |
|   | Mrs Yvonne Edgoose  | (Replacement to be appointed)             |                            |

PCC Elected Members: (\* All Elected at 2020 APCM on 4 October were elected until the next AGM)

|                 |                        |                             |                 |
|-----------------|------------------------|-----------------------------|-----------------|
|                 | * Mr Lawrence Calkin   | (SC)                        |                 |
|                 | * Mrs Freda Hilliar    | (SC)                        | (PCC Secretary) |
|                 | Mr Nicholas Hughes     | (resigned 8 August)         |                 |
|                 | * Mrs Betty Lennie     |                             |                 |
|                 | * Mrs Julie Millington | (SC)                        | (PCC Treasurer) |
|                 | * Mrs Hilary Moriaty   |                             |                 |
|                 | * Mr Michael Moriaty   | (SC)                        |                 |
|                 | * Mrs Jacky Owens      |                             |                 |
|                 | * Mr Christopher Wood  |                             |                 |
|                 | * Mrs Mary Wood        |                             |                 |
| <i>Co-opted</i> | Mr Ray Wright          | (until 24 August)           |                 |
|                 | Mrs Jacky Owens        | (24 August until 4 October) |                 |

(SC) indicates Standing Committee member

**CONTENTS OF THIS REPORT:**

|   | <b>Page</b> |
|---|-------------|
| Trustees Annual Report                  | 3 & 4       |
| Receipts and Payments                   | 5           |
| Statement of Assets and Liabilities     | 6           |
| Notes to the Accounts                   | 7 to 11     |
| Independent Examiner's Report           | 12          |
| Receipts and Payments Account in Detail | 13          |
| Summary of Assets and Liabilities       | 14          |

# THE PAROCHIAL CHURCH COUNCIL OF THE ECCLESIASTICAL PARISH OF ST JOHN THE BAPTIST, SPALDING

## ANNUAL REPORT FOR THE YEAR ENDED 31 DECEMBER 2020

### STRUCTURE, GOVERNANCE AND MANAGEMENT

The method of appointment of PCC members is set out in the Church Representation Rules. All church attendees are encouraged to register on the Church Electoral Roll and to stand for election to the PCC. The PCC is registered as a Charity. The Registered Charity Number is 1127799.

### OBJECTS AND ACTIVITIES

St. John the Baptist Parochial Church Council ("PCC") has the responsibility of co-operating with the Minister in Charge of the Parish in promoting within the ecclesiastical parish the whole mission of the Church, pastoral, evangelistic, social and ecumenical. (During an Interregnum the Rural Dean becomes the minister in charge of the Parish. Revd Michael Howard, fulfilled this responsibility after the departure of Bishop Rob Gillion in July 2020.) They also have maintenance responsibilities for the Parish Church of St. John the Baptist, Hawthorn Bank, Spalding, Lincolnshire.

### PUBLIC BENEFIT

The PCC considers that:-

- the operation of the Parish Church and its public acts of Christian Worship;
- its delivery of Baptism, Marriage and Funeral Services to any resident of the ecclesiastical parish;
- its involvement with three primary schools within its parish boundary;
- the use of its Lounge by local organisations and societies and regularly as a polling station; and the increasing use of its flexible church space for local community purposes; and
- the general spiritual support and teaching that it provides and offers to its members and to the local community.

combine to fully satisfy the requirement that, as a registered charity, the public benefit from its existence and its operation.

### MEMBERSHIP

Members of the PCC are either ex officio or elected by the Annual Parochial Church Meeting (APCM) in accordance with the Church Representation Rules. The members of the PCC during 2020 are set out on the previous page.

### COMMITTEES

The PCC had one defined sub-committee appointed annually after the APCM together with additional ad hoc committees and teams which meet between full PCC meetings as the need arises:

#### *Standing Committee:*

This is the only committee required by law. It has power to transact the business of the PCC between PCC meetings, subject to any directions given by the Council. The Standing Committee was appointed on 24<sup>th</sup> March 2020 to consist of the

Priest in Charge, Hon Assistant Priest, Churchwarden, Secretary, and Treasurer. Two other members of the PCC were appointed on 18<sup>th</sup> May 2020. The Curate on placement was also a member during his time with us. The committee met 9 times during 2020.

### ACHIEVEMENTS AND PERFORMANCE

#### *Church Electoral Roll ("CER") and church attendance*

At the end of 2020 there were 98 people on the CER (2019: 98), 17 of whom are not resident within the parish (2019: 19).

Details of Service of Public Worship conducted in addition to services at all the major Christian festivals are set out in the Review of the Year on page 4 of this financial pack.

#### *PCC Meetings*

The full PCC met 12 times during the year and the average attendance was 89%. (2019: 9 times and 80%). The Standing committee met 9 times during the year (2019: 0 times).

#### *Financial Review*

The full financial position is set out in the accounts on pages to 6 to 15 of this annual report pack.

During 2020 our normal annual income amounted to £57,659 exceeding our normal annual expenditure of £51,997 by £5,662. Legacies amounting to £4,367 were received during 2020 and were designated by the PCC as Fabric Fund. We ended 2020 with general and designated reserves of £38,158 and restricted reserves of £20,920 making total reserves of £59,078.

#### *Reserves Policy*

St John's PCC targets to hold general unrestricted reserves equivalent to approximately 6 months normal income/expenditure at any time although this will be exceeded if additional reserves are being accumulated to fund future capital projects and/or major repairs. The unrestricted reserves at 31 December 2020 amounted to £38,158 which was approximately 6 months of what is estimated would have been a normal full year running costs without the impact of the Coronavirus pandemic.

Our restricted Funds are principally the "Langford Legacy" which can only be expended on *The Church building and its interior* of £19,954; a fund specifically set up for direct local charitable grants to be expended at the Vicar's discretion, "Our Friends in Need" of £172; and funds for third parties of £795.

Reserves that are not required for immediate expenditure are held on deposit with the CCLA CBF C of E Deposit Fund.

**THE PAROCHIAL CHURCH COUNCIL OF THE ECCLESIASTICAL PARISH OF ST JOHN THE BAPTIST,  
SPALDING**

**ANNUAL REPORT FOR THE YEAR ENDED 31 DECEMBER 2020**

**Review of the Year**

During the very early part of 2020 St John's continued with Rt Rev Rob Gillion in post as part-time interim Priest In Charge with the assistance of our Honorary Assistant Priest, Rev Pat Willson. The pattern of Sunday services continued until unfortunately we were hit by the coronavirus pandemic which initially closed the church to all services in March. Bishop Rob and his wife Janine then began to provide weekly online communion services recorded in various parts of their home and garden and with contributions from other members of the congregation. We were eventually able to return to church in July under very strict Covid-19 rules with one weekly Sunday service which was still recorded and provided online. Bishop Rob and Janine left in August, and we were pleased to welcome Rev Evan McWilliams in September for a three-month placement with us. We also very much valued the ministry of Rev Pat. The provision of online services for those unable to attend in person continued thanks to the expertise of Lawrence Calkin and, later, Peter Darley. The second Covid-19 lockdown occurred in November but ended at the beginning of December.

Attendance numbers for the weekly 10 a.m. service were restricted according to social distancing regulations.

During the year the recruitment process continued and in November we were delighted to interview and subsequently appoint Rev Greg Bannister as Priest in Charge together with his wife Sophie as Assistant Priest with the backing of St George's, Stamford and the Strategic Development Fund.


**Church Building**

The building has been used only for weekly Sunday services and some occasional services during the pandemic. Sanitising and social distancing have been implemented, and the Treske chairs sidelined in favour of the more easily cleaned plastic chairs. There have obviously been no midweek services or coffee mornings in the Lounge.

Approved by the PCC and signed on their behalf.

[Signature]

Revd G S Bannister



[Date]

17/5/2021

**THE PAROCHIAL CHURCH COUNCIL OF THE ECCLESIASTICAL PARISH OF  
ST JOHN THE BAPTIST, SPALDING  
RECEIPTS AND PAYMENTS ACCOUNTS  
FOR THE YEAR ENDED 31 DECEMBER 2020**

|  | Note | Unrestricted  | Designated   | Restricted     | Endowment | Total Funds   |                |
|--|------|---------------|--------------|----------------|-----------|---------------|----------------|
|  |      | Funds         | Funds        | Funds          | Funds     | 2020          | 2019           |
|  |      | £             | £            | £              | £         | £             | £              |
| <b>RECEIPTS</b>  |      |               |              |                |           |               |                |
| Voluntary income   | 2(a) | 43,623        | 4,402        | -              | -         | 48,025        | 50,498         |
| Activities for generating funds  | 2(b) | 4,708         | 140          | -              | -         | 4,848         | 13,287         |
| Income from investments  | 2(c) | 337           | -            | 90             | -         | 427           | 506            |
| Income from church activities  | 2(d) | 4,449         | -            | -              | -         | 4,449         | 7,830          |
| Other incoming resources   | 2(e) | -             | -            | 4,897          | -         | 4,897         | 12,380         |
| <b>TOTAL RECEIPTS</b>  |      | <b>53,117</b> | <b>4,542</b> | <b>4,987</b>   | <b>-</b>  | <b>62,646</b> | <b>84,501</b>  |
| <b>PAYMENTS</b>  |      |               |              |                |           |               |                |
| Church activities  | 3(a) | 51,350        | -            | 6,208          | -         | 57,558        | 84,068         |
| Fund raising costs   | 3(b) | 647           | -            | -              | -         | 647           | 2,022          |
| <b>TOTAL PAYMENTS</b>  |      | <b>51,997</b> | <b>-</b>     | <b>6,208</b>   | <b>-</b>  | <b>58,205</b> | <b>86,090</b>  |
| <b>EXCESS OF RECEIPTS OVER<br/>PAYMENTS</b>                            |      | <b>1,120</b>  | <b>4,542</b> | <b>(1,221)</b> | <b>-</b>  | <b>4,441</b>  | <b>(1,589)</b> |
| <b>FUNDS TRANSFER</b>  |      | <b>-</b>      | <b>-</b>     | <b>-</b>       | <b>-</b>  | <b>-</b>      | <b>-</b>       |
|  |      | <b>1,120</b>  | <b>4,542</b> | <b>(1,221)</b> | <b>-</b>  | <b>4,441</b>  | <b>(1,589)</b> |
| <b>OPENING CASH AT BANK AND IN HAND<br/>AT 1 JANUARY 2020 (2019)</b>   |      | <b>32,123</b> | <b>373</b>   | <b>22,141</b>  | <b>-</b>  | <b>54,637</b> | <b>56,226</b>  |
| <b>CLOSING CASH AT BANK AND IN HAND<br/>AT 31 DECEMBER 2020 (2019)</b> |      | <b>33,243</b> | <b>4,915</b> | <b>20,920</b>  | <b>-</b>  | <b>59,078</b> | <b>54,637</b>  |

**THE PAROCHIAL CHURCH COUNCIL OF THE ECCLESIASTICAL PARISH OF  
ST JOHN THE BAPTIST, SPALDING  
STATEMENT OF ASSETS AND LIABILITIES AS AT 31 DECEMBER 2020**

|  | Note | Unrestricted<br>Funds<br>£ | Designated<br>Funds<br>£ | Restricted<br>Funds<br>£ | Endowment<br>Funds<br>£ | Total Funds<br>2020<br>£ | 2019<br>£     |
|--|------|----------------------------|--------------------------|--------------------------|-------------------------|--------------------------|---------------|
| <b>PRINCIPAL MONETARY ASSETS</b>                   |      |                            |                          |                          |                         |                          |               |
| Cash at bank and in hand                           | 6    | 33,243                     | 4,915                    | 20,920                   | -                       | 59,078                   | 54,637        |
|  |      | <b>33,243</b>              | <b>4,915</b>             | <b>20,920</b>            | <b>-</b>                | <b>59,078</b>            | <b>54,637</b> |
| <b>OTHER MONETARY ASSETS</b>                       |      |                            |                          |                          |                         |                          |               |
| Income tax recoverable                             |      | 775                        | -                        | -                        | -                       | 775                      | 925           |
| Monies Due   |      | 1,080                      | -                        | -                        | -                       | 1,080                    | -             |
| Total monies owed                                  |      | <b>1,855</b>               | <b>-</b>                 | <b>-</b>                 | <b>-</b>                | <b>1,855</b>             | <b>925</b>    |
| <b>MONETARY LIABILITIES</b>                        |      |                            |                          |                          |                         |                          |               |
| Third party monies                                 |      | -                          | -                        | 795                      | -                       | 795                      | 780           |
| Monies owed  |      | 780                        | -                        | -                        | -                       | 780                      | -             |
| Total monies owed                                  |      | <b>780</b>                 | <b>-</b>                 | <b>795</b>               | <b>-</b>                | <b>1,575</b>             | <b>780</b>    |
| <b>PARISH FUNDS</b>                                |      |                            |                          |                          |                         |                          |               |
| <b>Unrestricted Funds</b>                          |      |                            |                          |                          |                         |                          |               |
| Designated Funds Fabric Fund                       | 8    | -                          | 4,367                    | -                        | -                       | 4,367                    | -             |
| Designated Funds Flower Fund                       | 8    | -                          | 548                      | -                        | -                       | 548                      | 373           |
| Total Designated Funds                             |      | -                          | 4,915                    | -                        | -                       | 4,915                    | 373           |
| General Fund                                       | 8    | 33,243                     | -                        | -                        | -                       | 33,243                   | 32,123        |
| Total Unrestricted Funds                           |      | <b>33,243</b>              | <b>4,915</b>             | <b>-</b>                 | <b>-</b>                | <b>38,158</b>            | <b>32,496</b> |
| Langford Legacy Fund                               | 7    | -                          | -                        | 19,953                   | -                       | 19,953                   | 19,863        |
| Our Friends in Need                                | 7    | -                          | -                        | 172                      | -                       | 172                      | 262           |
| Leprosy Mission                                    | 7    | -                          | -                        | -                        | -                       | -                        | 1,236         |
| Children's Society                                 | 7    | -                          | -                        | -                        | -                       | -                        | -             |
| Funds for third parties                            | 7    | -                          | -                        | 795                      | -                       | 795                      | 780           |
| <b>Endowment</b> The church has no endowment funds |      | -                          | -                        | -                        | -                       | -                        | -             |
|  |      | <b>33,243</b>              | <b>4,915</b>             | <b>20,920</b>            | <b>-</b>                | <b>59,078</b>            | <b>54,637</b> |

Approved by the Parochial Church Council and signed on its behalf by:

**Rev'd G S Bannister**

(Priest in charge)



**Mrs J S Millington**

(Treasurer)



Dated:

9<sup>th</sup> May 2021

**THE PAROCHIAL CHURCH COUNCIL OF THE ECCLESIASTICAL PARISH OF  
ST JOHN THE BAPTIST, SPALDING  
NOTES TO THE FINANCIAL STATEMENTS  
FOR THE YEAR ENDED 31 DECEMBER 2020**

## **1. ACCOUNTING POLICIES**

The financial statements have been prepared under the historical cost convention on a cash accounting basis. The financial statements include all transactions for which the PCC is responsible for in law. They do not include the accounts of church groups that owe their main affiliation to another body, nor those that are informal gatherings of church members.

### **Funds**

*Endowment funds* are funds, the capital of which must be maintained; only income arising from investment of the endowment may be used either as restricted or unrestricted funds depending upon the purpose for which the endowment was established.

*Restricted funds* represent (a) income from trusts or endowments which may be expended only on those restricted objects provided in the terms of the trust or bequest, and (b) donations or grants received for a specific object or invited by the PCC for a specific object. The funds may only be expended on the specific object for which they were given. Any balance remaining unspent at the end of each year must be carried forward as a balance on that fund. The PCC does not usually invest separately for each fund. Where there is no separate investment, interest is apportioned to individual funds on an average basis.

*Unrestricted funds* are general funds which can be used for PCC ordinary purposes.

*Designated Funds* are Unrestricted Funds that the PCC has designated for a specific purpose and which the PCC may undesignate at any time if it wishes.

### **Incoming resources**

All income is recognized when it is received. All incoming resources are accounted for gross.

### **Resources expended**

All expenditure is generally recognized when it is paid and is accounted for gross.

### **Fixed Assets**

Consecrated and benefice property is not included in the accounts in accordance with s.10(2)(a) of the Charities Act 2011.

Movable church furnishings and held by the vicar and churchwardens on special trust for the PCC and which require a faculty for their acquisition or disposal are inalienable property, listed in the church's inventory, which can be inspected (at any reasonable time). These assets are not valued in the financial statement and expenditure on them is written off in the Statement of Financial Activity in the year that it is expended.

### **Current Assets and Liabilities**

Amounts owing to the PCC at 31 December in respect of fees, rent or other income are shown as other monetary assets, less provision for amounts that may prove uncollectable.

Amounts owed by the PCC or held for 3rd parties are shown as Monetary Liabilities.

**THE PAROCHIAL CHURCH COUNCIL OF THE ECCLESIASTICAL PARISH OF  
ST JOHN THE BAPTIST, SPALDING  
NOTES TO THE FINANCIAL STATEMENTS  
FOR THE YEAR ENDED 31 DECEMBER 2020**

**1. ACCOUNTING POLICIES CONTINUED**

**Money collected for third parties**

All funds collected for third parties and not the immediate property of the PCC are treated by the PCC's accounting systems as "Agency Funds" and are treated as a Restricted Fund in these accounts. Any part of these funds due to the PCC is only transferred to the General Fund when the PCC becomes entitled to these funds

**2. INCOMING RESOURCES**

|  | Unrestricted  | Designated   | Restricted   | Endowment | TOTAL FUNDS   |               |
|--|---------------|--------------|--------------|-----------|---------------|---------------|
|  | Funds         | Funds        | Funds        | Funds     | 2020          | 2019          |
|  | £             | £            | £            | £         | £             | £             |
| <b>(a) Voluntary income</b>                |               |              |              |           |               |               |
| Planned giving:                            |               |              |              |           |               |               |
| Gift Aided donations                       | 28,658        | -            | -            | -         | 28,658        | 28,501        |
| Income tax recoverable thereon             | 7,335         | -            | -            | -         | 7,335         | 7,602         |
| Other planned giving                       | 3,737         | -            | -            | -         | 3,737         | 6,394         |
| Collections (open plate) at all services   | 2,234         | -            | -            | -         | 2,234         | 5,286         |
| Gift Aid Grant on Small Donations          | 1,223         | -            | -            | -         | 1,223         | 2,092         |
| One-off giving                             |               |              |              |           |               |               |
| Donations                                  | 431           | 35           | -            | -         | 466           | 578           |
| Gift Aid on One-off Donations              | 5             | -            | -            | -         | 5             | 45            |
| Legacies                                   | -             | 4,367        | -            | -         | 4,367         | -             |
|  | <b>43,623</b> | <b>4,402</b> | -            | -         | <b>48,025</b> | <b>50,498</b> |
| <b>(b) Activities for generating funds</b> |               |              |              |           |               |               |
| Fund raising events and activities         | 2,557         | 140          | -            | -         | 2,697         | 11,268        |
| Magazine Income generated                  | 2,126         | -            | -            | -         | 2,126         | 1,954         |
| Gift Aid on Magazine Sponsorship           | 25            | -            | -            | -         | 25            | 65            |
|  | <b>4,708</b>  | <b>140</b>   | -            | -         | <b>4,848</b>  | <b>13,287</b> |
| <b>(c) Income from investments</b>         |               |              |              |           |               |               |
| Rental income                              | 174           | -            | -            | -         | 174           | 174           |
| Interest received                          | 163           | -            | 90           | -         | 253           | 332           |
|  | <b>337</b>    | -            | <b>90</b>    | -         | <b>427</b>    | <b>506</b>    |
| <b>(d) Income from church activities</b>   |               |              |              |           |               |               |
| Fees                                       | 3,436         | -            | -            | -         | 3,436         | 4,570         |
| Church lounge lettings                     | 967           | -            | -            | -         | 967           | 3,120         |
| Sundry sales                               | 46            | -            | -            | -         | 46            | 140           |
|  | <b>4,449</b>  | -            | -            | -         | <b>4,449</b>  | <b>7,830</b>  |
| <b>(e) Other incoming resources</b>        |               |              |              |           |               |               |
| Funds collected for third parties          | -             | -            | 4,897        | -         | 4,897         | 12,380        |
|  | -             | -            | <b>4,897</b> | -         | <b>4,897</b>  | <b>12,380</b> |
| <b>TOTAL INCOMING RESOURCES</b>            | <b>53,117</b> | <b>4,542</b> | <b>4,987</b> | -         | <b>62,646</b> | <b>84,501</b> |

**THE PAROCHIAL CHURCH COUNCIL OF THE ECCLESIASTICAL PARISH OF  
ST JOHN THE BAPTIST, SPALDING  
NOTES TO THE FINANCIAL STATEMENTS  
FOR THE YEAR ENDED 31 DECEMBER 2020**

**3. RESOURCES USED**

|   | Unrestricted  | Designated | Restricted   | Endowment | TOTAL FUNDS   |               |
|---|---------------|------------|--------------|-----------|---------------|---------------|
|   | Funds         | Funds      | Funds        | Funds     | 2020          | 2019          |
|   | £             | £          | £            | £         | £             | £             |
| <b>3(a) Church activities</b>                   |               |            |              |           |               |               |
| Ministry: Parish Share                          | 26,667        | -          | -            | -         | 26,667        | 42,927        |
| Clergy expenses                                 | 266           | -          | -            | -         | 266           | 567           |
| Church running expenses                         | 9,267         | -          | -            | -         | 9,267         | 10,462        |
| Service running costs                           | 353           | -          | -            | -         | 353           | 1,395         |
| Church maintenance and cleaning                 | 7,219         | -          | -            | -         | 7,219         | 7,150         |
| Church clock & bell repairs                     | 254           | -          | -            | -         | 254           | 415           |
| Church organ & piano repairs                    | -             | -          | -            | -         | -             | 120           |
| Mission and outreach costs and donations        | 405           | -          | 1,326        | -         | 1,731         | 2,164         |
| Salaries of the organists and other choir costs | 1,032         | -          | -            | -         | 1,032         | 1,605         |
| Magazine production                             | 1,187         | -          | -            | -         | 1,187         | 1,357         |
| General sundries                                | 2,676         | -          | -            | -         | 2,676         | 1,180         |
| Stationery, photocopying, computer costs, etc.  | 2,024         | -          | -            | -         | 2,024         | 2,195         |
| Parish Administrator                            | -             | -          | -            | -         | -             | -             |
| Paid for third parties                          | -             | -          | 4,882        | -         | 4,882         | 12,531        |
|   | <b>51,350</b> | <b>-</b>   | <b>6,208</b> | <b>-</b>  | <b>57,558</b> | <b>84,068</b> |
| <b>3(b) Fund raising costs</b>                  |               |            |              |           |               |               |
| Lottery prizes                                  | 600           | -          | -            | -         | 600           | 650           |
| Cost of Fetes & Festivals                       | 47            | -          | -            | -         | 47            | 1,372         |
|   | <b>647</b>    | <b>-</b>   | <b>-</b>     | <b>-</b>  | <b>647</b>    | <b>2,022</b>  |
| <b>TOTAL RESOURCES USED</b>                     | <b>51,997</b> | <b>-</b>   | <b>6,208</b> | <b>-</b>  | <b>58,205</b> | <b>86,090</b> |

**4. STAFF COSTS** (Included in expenses above)

|  | 2020  | 2019  |
|--|-------|-------|
|  | £     | £     |
| (a) Wages and salaries of the organists and the cleaner. | 3,244 | 4,357 |

(b) During the year the PCC employed Organists and a cleaner, none of whom earned £40,000 p.a. or more.

(c) Additionally, the following payments were made to members of the PCC in respect of their participation in wedding and funeral services.

|                           | 2020       | 2019       |
|---------------------------|------------|------------|
|                           | £          | £          |
| Mr Ray Wright (as verger) | 114        | 684        |
|                           | <b>114</b> | <b>684</b> |

The above sums were passed directly on to the recipients through the Agency Restricted Fund having been received from the wedding couples and the undertakers. They are not included in the £3,244 referred to in Note 4(a) above.

**THE PAROCHIAL CHURCH COUNCIL OF THE ECCLESIASTICAL PARISH OF  
ST JOHN THE BAPTIST, SPALDING  
NOTES TO THE FINANCIAL STATEMENTS  
FOR THE YEAR ENDED 31 DECEMBER 2020**

**5. GIVING TO CHARITY**

Our principal giving to charity results from ongoing fundraising for an enablement project in Mozambique managed by the Leprosy Mission.

Onward giving in this way has been made as follows:

|              |        |
|--------------|--------|
| January 2020 | £1,235 |
| January 2019 | £1,296 |
| January 2018 | £1,382 |
| January 2017 | £1,330 |
| January 2016 | £1,689 |
| January 2015 | £1,014 |

Fundraising was also undertaken for The British Legion and £30 was sent to their Poppy Appeal in December 2020.

**6. CASH AT BANK & IN HAND**

|  | 2020                 |                     |                      |                      | 2019                 |
|--|----------------------|---------------------|----------------------|----------------------|----------------------|
|  | Unrestricted<br>£    | Designated<br>£     | Restricted<br>£      | Total<br>£           | £                    |
| Lloyds Bank Current & Deposit Accounts | <b>8,156</b>         | <b>4,915</b>        | <b>997</b>           | <b>14,068</b>        | <i>9,414</i>         |
| CCLA CBF Deposit Fund                  | <b>25,077</b>        | -                   | <b>19,923</b>        | <b>45,000</b>        | <i>45,000</i>        |
| Cash In hand                           | <b>10</b>            | -                   | -                    | <b>10</b>            | <i>223</i>           |
|  | <b><u>33,243</u></b> | <b><u>4,915</u></b> | <b><u>20,920</u></b> | <b><u>59,078</u></b> | <i><u>54,637</u></i> |

**THE PAROCHIAL CHURCH COUNCIL OF THE ECCLESIASTICAL PARISH OF  
ST JOHN THE BAPTIST, SPALDING  
NOTES TO THE FINANCIAL STATEMENTS  
FOR THE YEAR ENDED 31 DECEMBER 2020**

**7. RESTRICTED FUND DETAILS**

|                         | Opening<br>balance<br>01/01/2020<br>£ | Funds<br>added<br>£ | Funds<br>used  | Funds<br>transferred<br>within<br>restricted<br>funds<br>£ | Funds<br>transferred<br>to/from<br>unrestricted<br>funds<br>£ | Carried<br>forward<br>31/12/2020<br>£ |
|-------------------------|---------------------------------------|---------------------|----------------|--|---|---------------------------------------|
| Langford Legacy Fund    | 19,863                                | 90                  |                | -  | -   | 19,953                                |
| Our Friends in Need     | 262                                   |                     | (90)           | -  | -   | 172                                   |
| Funds for third parties | 780                                   | 4,897               | (4,882)        | -  | -   | 795                                   |
| Leprosy Mission         | 1,236                                 |                     | (1,236)        | -  | -   | -                                     |
| Children's Society      | -                                     |                     |                | -  | -   | -                                     |
|                         | <b>22,141</b>                         | <b>4,987</b>        | <b>(6,208)</b> | <b>-</b>   | <b>-</b>  | <b>20,920</b>                         |

**8. GENERAL FUND DETAILS**

|                            | Opening<br>balance<br>01/01/2020<br>£ | Funds<br>added<br>£ | Funds<br>used<br>£ | Funds<br>transferred<br>within<br>unrestricted<br>funds<br>£ | Funds<br>transferred<br>to/from<br>restricted<br>funds<br>£ | Carried<br>forward<br>31/12/2020<br>£ |
|----------------------------|---------------------------------------|---------------------|--------------------|--|---|---------------------------------------|
| Designated Funds           |                                       |                     |                    |  |   |                                       |
| Fabric Fund                | -                                     | 4,367               | -                  | -  | -   | 4,367                                 |
| Flower Fund                | 373                                   | 175                 |                    | -  | -   | 548                                   |
| Total Designated Funds     | 373                                   | 4,542               | -                  | -  | -   | 4,915                                 |
| Undesignated General Funds | 32,123                                | 53,117              | (51,997)           | -  | -   | 33,243                                |
| Total Unrestricted Funds   | <b>32,496</b>                         | <b>57,659</b>       | <b>(51,997)</b>    | <b>-</b>   | <b>-</b>  | <b>38,158</b>                         |

**9. THIRD PARTY FUNDS HANDLED BY PCC**

During the year funds were collected for third parties or which were not for the immediate use of the PCC. These are held in a restricted fund and were collected and paid on or released for the following purposes.

|                                | Opening<br>Balances<br>01/01/2020 | Receipts | Payments | Closing<br>Balances<br>31/12/2020 |
|--------------------------------|-----------------------------------|----------|----------|-----------------------------------|
| Funeral Collections to Forward | -                                 |          |          | -                                 |
| Funeral Control                | -                                 |          |          | (130)                             |
| Lottery Control                | 480                               |          |          | 825                               |
| Other Collections to Forward   | -                                 |          |          | -                                 |
| Wedding Control                | 300                               |          |          | 100                               |
|                                | <b>780</b>                        | <b>-</b> | <b>-</b> | <b>795</b>                        |

**INDEPENDENT EXAMINER'S REPORT TO THE PAROCHIAL CHURCH COUNCIL OF THE ECCLESIASTICAL PARISH  
OF ST JOHN THE BAPTIST, SPALDING**

I report on the accounts of the PCC for the year ended 31 December 2020 which are set out on pages 3 to 12 .

**Responsibilities and basis of report**

As the PCC's members you are responsible for the preparation of the accounts in accordance with the requirements of the Charities Act 2011 ('the Act').

I report in respect of my examination of the PCC's accounts carried out under section 145 of the Act and in carrying out my examination I have followed all the applicable Directions given by the Charity Commission under section 145(5)(b) of the Act.

**Independent examiner's statement**

I have completed my examination. I confirm that no material matters have come to my attention in connection with the examination giving me cause to believe that in any material respect:

1. accounting records were not kept in respect of the charity as required by section 130 of the Act; or
2. the accounts do not accord with those records

I have no concerns and have come across no other matters in connection with the examination to which attention should be drawn in this report in order to enable a proper understanding of the accounts to be reached.



Alistair Main FCA  
Duncan & Toplis Limited  
Enterprise Way  
Pinchbeck  
Spalding  
Lincolnshire

Date – 18 May 2021

|  | Unrestricted Funds |        |                  |             | Restricted Funds         |                 |                     |                 |                         | Total Funds 2020       | Total Funds 2019 |          |
|--|--------------------|--------|------------------|-------------|--------------------------|-----------------|---------------------|-----------------|-------------------------|------------------------|------------------|----------|
|  | General Fund       |        | Designated Funds |             | Total Unrestricted Funds | Langford Legacy | Our friends in Need | Leprosy Mission | Funds for third parties | Total Restricted Funds | £                | £        |
|  | £                  | £      | Flower Fund      | Fabric Fund |                          |                 |                     |                 |                         |                        |                  |          |
| <b>Receipts in the year</b>              |                    |        |                  |             |                          |                 |                     |                 |                         |                        |                  |          |
| <b>Voluntary Income</b>                  |                    |        |                  |             |                          |                 |                     |                 |                         |                        |                  |          |
| Planned Giving Gift Aided                | 28,658             |        | -                | -           |                          | -               | -                   | -               | -                       |                        |                  |          |
| IncomeTax reclaimed on above             | 7,335              |        | -                | -           |                          | -               | -                   | -               | -                       |                        |                  |          |
| Planned Giving not Gift Aided            | 3,737              |        | -                | -           |                          | -               | -                   | -               | -                       |                        |                  |          |
| Other "Open Plate" service collections   | 2,234              |        | -                | -           |                          | -               | -                   | -               | -                       |                        |                  |          |
| One-off donations                        | 431                |        | 35               | -           |                          | -               | -                   | -               | -                       |                        |                  |          |
| Income Tax on "One-off" donations        | 5                  |        | -                | -           |                          | -               | -                   | -               | -                       |                        |                  |          |
| GASDS Tax relief obtained                | 1,223              |        | -                | -           |                          | -               | -                   | -               | -                       |                        |                  |          |
| Legacies                                 | -                  | 43,623 | -                | 4,367       | 48,025                   | -               | -                   | -               | -                       | -                      | 48,025           | 50,498   |
| <b>Activities for generating funds</b>   |                    |        |                  |             |                          |                 |                     |                 |                         |                        |                  |          |
| Fund Raising Activities                  | 1,087              |        | 140              | -           |                          | -               | -                   | -               | -                       |                        |                  |          |
| Lottery Income                           | 1,470              |        | -                | -           |                          | -               | -                   | -               | -                       |                        |                  |          |
| Magazine Income                          | 2,126              |        | -                | -           |                          | -               | -                   | -               | -                       |                        |                  |          |
| Tax reclaimed on Magazine Sponsorship    | 25                 | 4,708  | -                | -           | 4,848                    | -               | -                   | -               | -                       | -                      | 4,848            | 13,287   |
| <b>Income From Investments</b>           |                    |        |                  |             |                          |                 |                     |                 |                         |                        |                  |          |
| Rental Income                            | 174                |        | -                | -           |                          | -               | -                   | -               | -                       |                        |                  |          |
| Interest                                 | 163                | 337    | -                | -           | 337                      | 90              | -                   | -               | -                       | 90                     | 427              | 506      |
| <b>Income from our Church activities</b> |                    |        |                  |             |                          |                 |                     |                 |                         |                        |                  |          |
| Fees                                     | 3,436              |        | -                | -           |                          | -               | -                   | -               | -                       |                        |                  |          |
| Lounge letting income                    | 967                |        | -                | -           |                          | -               | -                   | -               | -                       |                        |                  |          |
| Sundry Sales                             | 46                 | 4,449  | -                | -           | 4,449                    | -               | -                   | -               | -                       | -                      | 4,449            | 7,830    |
| <b>Other incoming resources</b>          |                    |        |                  |             |                          |                 |                     |                 |                         |                        |                  |          |
| Contribution ex Deeping St Nichoilas     | -                  |        | -                | -           |                          | -               | -                   | -               | -                       |                        |                  |          |
| Insurance Claim                          | -                  |        | -                | -           |                          | -               | -                   | -               | -                       |                        |                  |          |
| Funds collected for third parties        | -                  | -      | -                | -           | -                        | -               | -                   | 4,897           | 4,897                   | 4,897                  | 4,897            | 12,380   |
| <b>Total Receipts</b>                    | 53,117             | 175    | 4,367            |             | 57,659                   | 90              | -                   | -               | 4,897                   | 4,987                  | 62,646           | 84,501   |
| <b>Payments in the year</b>              |                    |        |                  |             |                          |                 |                     |                 |                         |                        |                  |          |
| Parish Share                             | 26,667             | -      | -                |             | 26,667                   | -               | -                   | -               | -                       | -                      | 26,667           | 42,927   |
| Heating, light, water & Insurance        | 9,267              | -      | -                |             | 9,267                    | -               | -                   | -               | -                       | -                      | 9,267            | 10,462   |
| Church maintenance & cleaning            | 7,474              | -      | -                |             | 7,474                    | -               | -                   | -               | -                       | -                      | 7,474            | 7,685    |
| Church Re-ordering Costs                 | -                  | -      | -                |             | -                        | -               | -                   | -               | -                       | -                      | -                | -        |
| Service running costs (inc Organists)    | 1,385              | -      | -                |             | 1,385                    | -               | -                   | -               | -                       | -                      | 1,385            | 3,000    |
| Administration and ministry support      | 3,182              | -      | -                |             | 3,182                    | -               | -                   | -               | -                       | -                      | 3,182            | 3,636    |
| Outreach and Charitable Giving           | 405                | -      | -                |             | 405                      | -               | 90                  | 1,236           | -                       | 1,326                  | 1,731            | 2,164    |
| Advertising                              | 1,783              | -      | -                |             | 1,783                    | -               | -                   | -               | -                       | -                      | 1,783            | 306      |
| Charitable donations made                | -                  | -      | -                |             | -                        | -               | -                   | -               | -                       | -                      | -                | -        |
| Magazine production costs                | 1,187              | -      | -                |             | 1,187                    | -               | -                   | -               | -                       | -                      | 1,187            | 1,357    |
| Lottery prizes                           | 600                | -      | -                |             | 600                      | -               | -                   | -               | -                       | -                      | 600              | 650      |
| Other fundraising costs                  | 47                 | -      | -                |             | 47                       | -               | -                   | -               | -                       | -                      | 47               | 1,372    |
| Paid for third parties                   | -                  | -      | -                |             | -                        | -               | -                   | 4,882           | 4,882                   | 4,882                  | 4,882            | 12,531   |
| <b>Total Payments</b>                    | 51,997             | -      | -                |             | 51,997                   | -               | 90                  | 1,236           | 4,882                   | 6,208                  | 58,205           | 86,090   |
| Opening Balances at 01/01/2020           | 32,123             | 373    | -                |             | 32,496                   | 19,863          | 262                 | 1,236           | 780                     | 22,141                 | 54,637           | 56,226   |
| Receipts in the year                     | 53,117             | 175    | 4,367            |             | 57,659                   | 90              | -                   | -               | 4,897                   | 4,987                  | 62,646           | 84,501   |
|  | 85,240             | 548    | 4,367            |             | 90,155                   | 19,953          | 262                 | 1,236           | 5,677                   | 27,128                 | 117,283          | 140,727  |
| Less Payments                            | - 51,997           | -      | -                |             | - 51,997                 | -               | - 90                | - 1,236         | - 4,882                 | - 6,208                | - 58,205         | - 86,090 |
| Closing Balances at 31/12/2020           | 33,243             | 548    | 4,367            |             | 38,158                   | 19,953          | 172                 | -               | 795                     | 20,920                 | 59,078           | 54,637   |

## St John the Baptist PCC, Spalding

## SUMMARY OF ASSETS AND LIABILITIES AS AT 31 DECEMBER 2020

|  | Unrestricted Funds |             |              |                          | Restricted Funds |                     |                 |                   |                        | Total Funds<br>2020 | Total Funds<br>2019 |
|--|--------------------|-------------|--------------|--------------------------|------------------|---------------------|-----------------|-------------------|------------------------|---------------------|---------------------|
|  | General Fund       | Flower Fund | Fabric Fund  | Total Unrestricted Funds | Langford Legacy  | Our Friends in Need | Leprosy Mission | Third Party Funds | Total Restricted Funds |                     |                     |
|  | £                  | £           | £            | £                        | £                | £                   | £               | £                 | £                      | £                   | £                   |
| <b>Cash Funds</b>                      |                    |             |              |                          |                  |                     |                 |                   |                        |                     |                     |
| Lloyds Bank Accounts                   | 8,156              | 548         | 4,367        | 13,071                   | 30               | 172                 | -               | 795               | 997                    | 14,068              | 9,414               |
| CCLA's CBF Deposit Funds               | 25,077             | -           | -            | 25,077                   | 19,923           | -                   | -               | -                 | 19,923                 | 45,000              | 45,000              |
| Cash                                   | 10                 | -           | -            | 10                       | -                | -                   | -               | -                 | -                      | 10                  | 223                 |
| <b>Total Current Assets</b>            | <b>33,243</b>      | <b>548</b>  | <b>4,367</b> | <b>38,158</b>            | <b>19,953</b>    | <b>172</b>          | <b>-</b>        | <b>795</b>        | <b>20,920</b>          | <b>59,078</b>       | <b>54,637</b>       |
| <b>Other Monetary Assets</b>           |                    |             |              |                          |                  |                     |                 |                   |                        |                     |                     |
| Income tax Recoverable                 | 775                | -           | -            | 775                      | -                | -                   | -               | -                 | -                      | 775                 | 925                 |
| Other Monies Due                       | 1,080              | -           | -            | 1,080                    | -                | -                   | -               | -                 | -                      | 1,080               | -                   |
| <b>Total monies owed to the Church</b> | <b>1,855</b>       | <b>-</b>    | <b>-</b>     | <b>1,855</b>             | <b>-</b>         | <b>-</b>            | <b>-</b>        | <b>-</b>          | <b>-</b>               | <b>1,855</b>        | <b>925</b>          |
| <b>Monetary Liabilities</b>            |                    |             |              |                          |                  |                     |                 |                   |                        |                     |                     |
| Third Party Monies                     | -                  | -           | -            | -                        | -                | -                   | -               | 795               | 795                    | 795                 | 780                 |
| Owed for supplies                      | 780                | -           | -            | 780                      | -                | -                   | -               | -                 | -                      | 780                 | -                   |
|  | <b>780</b>         | <b>-</b>    | <b>-</b>     | <b>780</b>               | <b>-</b>         | <b>-</b>            | <b>-</b>        | <b>795</b>        | <b>795</b>             | <b>1,575</b>        | <b>780</b>          |