

Company Registration Number : 06751712

Charity Registration Number : 1127204

# **The Ascension Trust**

Trustees Annual Report and Accounts

31 December 2021



**The Ascension Trust**

**Report and accounts for the year ended 31 December 2021**

**Contents**

	<b>Page</b>
<b>Charity information</b>	<b>1</b>
<b>Trustees' Annual Report</b>	<b>2</b>
<b>Statement of directors' responsibilities</b>	<b>11</b>
<b>Independent Examiner's Report</b>	<b>13</b>
<b>Funds Statements:</b>	
<i>Statement of Financial Activities</i>	<b>15</b>
<i>Statement of Financial Activities - Prior Year statement</i>	<b>15</b>
<i>Income and Expenditure account</i>	<b>17</b>
<b>Cash Flow Statement</b>	<b>18</b>
<b>Balance sheet</b>	<b>21</b>
<b>Notes to the accounts</b>	<b>23</b>

The Ascension Trust  
Annual Report 2021 (continued)

**Reference and Administrative Details**

**Trustees**

Mr O Ladega, Chair  
Dr C C Ekhatior Deputy Chair  
Rev L W Isaac OBE  
Mrs C Cato  
Mr T Mathias-Nwaulune  
Ms J Hedman  
Rev Angela Bacon  
Mr C J Voke

**Secretary**

Mr A W H Crow

**Chief Executive Officer:**

Rev L W Isaac

**Principal Office:**

Alpha House Alpha Place,  
158 Garth Road,  
Morden,  
Surrey SM4 4TQ

**Bankers**

Royal Bank of Scotland  
Drummond House  
1 Redheughs Avenue  
Edinburgh EH12 9JN

**Accountants & Independent Examiners**

Fred Lamptey & Co,  
Chartered Certified Accountants,  
26 Felstead Way  
Luton, LU2 7LH

## The Ascension Trust Annual Report 2021 (continued)

### **Trustees' Report**

The trustees, who are directors for the purposes of company law, present the annual report together with the financial statements and Independent Examiner's report of The Ascension Trust (hereinafter called "AT") for the year ended 31 December 2021. This Report and the Accounts have been prepared to comply with the SORP FRS 102.

### **Structure, governance and management**

AT is a charitable company limited by guarantee, governed by its Memorandum and Articles of Association adopted on the 1st January 2009. It has no share capital and the liability of each member in the event of winding-up is limited to £10. Prior to this, AT was a charitable trust but converted to a Charitable Company limited by guarantee due to the rapid expansion of the Trust.

### **Recruitment and appointment of trustees**

AT is run by a board of directors which comprises eight directors (Trustees). The Trustees are both Trustees of the Charity and Directors of the Company. Where there is a need for new Trustees, these would be identified and appointed by the current Trustees.

### **Organisational Structure**

At present, the eight Trustees come from a variety of professional backgrounds, each relevant to the activities of the charity. The Board of Trustees meets at least four times a year, receiving reports from the Chief Executive Officer (CEO) who currently is also a Trustee about the activities of the charity through its various projects set out below. The day-to-day management of the organisation is shouldered by a staff team, headed by the CEO. Such day-to-day management is supervised by the CEO and a Senior Management Team (SMT) that includes the Operations Director, the Legal & Policy Officer and a volunteer legal consultant, the Company Secretary. The SMT receives regular reports (at least monthly) from the charity's in-house Accountant and serious consideration is given to the state of the charity's finances with appropriate reports being made to the Board of Directors for decisions to be made for the continuing financial viability of the charity. The remuneration of the paid SMT members is reviewed annually by the Board of Trustees who takes into consideration the level of pay accorded to people in similar positions within the Third Sector. The charity wholly owns its subsidiary trading company, Ascension Commercial Ltd, of which the CEO is also a Director. The principal business of the trading subsidiary is the supply of uniforms to Street Pastors, School and College Pastors, Rail Pastors, and Response Pastors together with merchandise that promotes the work of the charity through its various initiatives.

### **Induction and training of trustees**

The chair of Trustees is responsible for the induction of any new Trustee. This involves awareness training of a Trustee's duties and responsibilities, the governing document, administrative procedures, as well as the history and ethos of the charity. A new Trustee will also receive a copy of the charity's governing document and the previous year's annual report and a copy of the Charity Commission leaflet 'The Essential Trustee: What You Need to Know'.



## The Ascension Trust Annual Report 2021 (continued)

### **Public benefit**

AT has a number of schemes in operation which actively serve the public, namely Street Pastors, Response Pastors, School and College Pastors, Urban Youth Mission, Rail Pastors, the 60/40 Youth Project, the Synergy Network, 2gether1, AT Beacon Project and the Oyibi Project. More details are provided below.

The trustees confirm that they have complied with the requirements of section 4 of the Charities Act 2011 to have due regard to the public benefit guidance published by the Charity Commission for England and Wales.

### **Objectives and activities**

The principal objective of AT concerns the advancement of the community through outreach and training. Each year the trustees review the objectives and activities to ensure that they continue to reflect our aims. During this review, the trustees consider the Charity Commission's guidance on public benefit.

The aims of AT as set out in the charity's Memorandum of Association are summarised as follows:

- (a) To advance the Christian faith.
- (b) To relieve sickness and financial hardship.
- (c) To promote and preserve good physical, mental and emotional health.

This is achieved in the following ways:

- For the benefit of the public, transforming the direction of not only somebody's night but somebody's life.
- Offering human contact which reduces social isolation and provides connection within communities.
- Strengthening and preserving good physical, mental and emotional health of communities.
- By the use of volunteers, influencing and giving power to individuals over own lives and communities.
- Building strong resilient communities.
- Building positive relationships with the police, Local Authority and those who wish to partner with the Trust to reduce the challenges which is faced by all communities.

## The Ascension Trust Annual Report 2021 (continued)

AT has demonstrated its power and ability to mobilise communities and build positive relationships with its partners, particularly the Police and Local Authorities and churches that together we call 'The Urban Trinity'.

As set out below (Achievements and Performance), the charity aims to ensure and increase the safety of communities in the night-time economy, safety outside schools and colleges, to prevent suicides on train stations, to support and counsel those traumatised by national tragic events, engaging young people in positive community activities rather than gang-related violence and drawing out the enormous potential that young people have to impact their peers and the wider community for good, building solidarity and cooperation between charities, community agencies, the police and local authorities in addressing all the above issues. More details are given in the "Achievements and Performance" section below.

### **Volunteers**

Volunteers perform a key task on behalf of AT. They are therefore central to meeting the aims and objectives of AT. It would be impossible to deliver our mission without them. At present, there are approximately 14,000 trained volunteers in England and Wales working for local charities operating under the AT umbrella as Street Pastors, School and College Pastors, Rail Pastors and Response Pastors. AT aims to sustain and increase its volunteer base. AT aims, through its social action initiatives, to train individuals for relevant and informed interaction at local, national and international levels.

### **Achievements and performance**

#### **Training**

AT through its social action initiatives aims to train individuals for relevant and informed interaction at local, national and international levels.

- A number of new Street Pastors were added to the pool of Street Pastors serving UK during 2021. The individuals training were able to attend and complete their training through the Ascension Trust Online Training. The online training was launched in October 2020 with the hope of delivering training to all for Street Pastors, School, Leadership courses, Equality course and other bespoke training courses to both our Pastor's initiatives and to the public in general.
- New School Pastors trained online alongside Street Pastors in mental health, youth culture and listening skills in 2021.
- Training events took place across the networks in the areas of Roles & Responsibilities, Refresher courses and School Pastors.

The Ascension Trust  
Annual Report 2021 (continued)

## **Projects**

### **Street Pastors**

Street Pastors are trained volunteers who patrol the streets between the hours of 10pm and 4am (although this varies in some areas according to local needs). At present there are approximately 260 local initiatives up and down the country and more internationally. (Website: [www.streetpastors.org.uk](http://www.streetpastors.org.uk) )

### **Response Pastors**

Response Pastors deliver help to those who are traumatised by major disasters at events such as terrorist attacks, crashes and other incidents. Past events where Response Pastors have offered support included the London Bridge terrorists attack.

### **School and College Pastors**

As of 31 December 2021, there were 35 initiatives in the UK. School Pastors meet students at the school gate, at the bus stop and go into schools with a caring and listening ear, ready to help staff in encouraging young people who are hurting and vulnerable. (Website: [www.schoolpastors.org.uk](http://www.schoolpastors.org.uk) )

### **Urban Youth Mission**

This typically involves taking a group of young people away for a week where they can be inspired, share fellowship with each other, develop gifts and talents, grow and stay connected to God. . It was not possible to hold a mission this year.

### **Rail Pastors**

Rail Pastors help to patrol on platforms and like Street Pastors they listen, care and help, thereby reducing risk maintaining the safety and wellbeing of the travellers.

### **60/40 Youth Project**

Working in partnership with the Lambeth Methodist Circuit and the London City Mission, this project equips young people in the Borough of Lambeth to realise their full potential and develop as responsible members of their community. Two full time youth workers are working within the church and wider community to equip and empower young people to play their part in community life.

### **The Synergy Network**

AT leads this network bringing together organisations and individuals to work collaboratively to address knife and gun crime. Currently working in London, relationship is key as together we are stronger. The Synergy Network brings all voices to the table so that we unite behind one cry to bring peace and hope back to our streets and community. In the past, AT was instrumental in organising a Rally in Trafalgar Square, "Standing Together", bringing together church leaders and families of those who had been traumatised by the loss or injury of young people through knife crime, calling for a united Church response to this troubling, persistent problem.

### **Overseas Mission**

This year, AT was unable to organise the annual mission to Ghana (see also Oyibi Project below.)

## The Ascension Trust Annual Report 2021 (continued)

### **Oyibi Project**

Situated in Greater Accra region, Ghana, Oyibi is working with exploited young women. Due to the covid-19 restriction, AT was unable to send a team for the annual overseas social action mission to enable people to share their skills for the benefit of others and to encourage a love for God's global Kingdom.

### **2Gether1**

AT ran a course for churches in the UK to encourage and enrich married couple relationships in all phases of marriage.

### **Breathe**

Breathe provides training and retreats for school teachers and sessions took place in the course of this year.

### **Five2Medics**

Building wellness and resilience in communities facing challenges, disadvantage and requiring support, Five2Medics aim to improve lives and to reduce the impact of physical, psychological and social issues.

- Five2Medics deliver projects and initiatives that ease the health burdens on systems, communities and individuals.
- We promote health, dismantle misinformation and protect wellbeing in response to societal challenges, inequities, disadvantage and deprivation.
- We deliver these initiatives in partnership with key stakeholders through Commissioning, Collaboration, Partnership and Enterprise.

Since the disproportionate impact of COVID 19 on those from ethnic minorities backgrounds became apparent, Five2Medics have gathered at speed an expanding coalition of doctors, nurses, mental health workers, counsellors, social care professionals and allied health care workers to address the impact of the COVID 19 pandemic on those from ethnic minorities communities during the pandemic and beyond.

One of its main projects is **The ATBeacon Project** working currently across Lambeth, Lewisham and Southwark, having Health and Well-being Hubs, providing access to trusted sources on health and well-being. The ATBeacon Project supports people to make healthy choices, provides mental health and peer support, and facilitates education and webinars for churches, faith groups and local communities. (website: [www.atbeaconproject.org](http://www.atbeaconproject.org) )

### **Principal funding sources**

Although we generate income by way of donations from the public and churches, the principal funding source for the charity are contributions from its various initiatives (including Street Pastors Initiatives) in the form of licence fees. The licence fee income, when compared to the previous years has reduced. However, we would like to thank our initiatives who, notwithstanding their stressed financial circumstances, continue to contribute to the central funds so that AT can maintain its services to the whole network.

## The Ascension Trust Annual Report 2021 (continued)

This financial year has been a very difficult one with the coronavirus pandemic resulting in many of the Street Pastor and School/College Pastor initiatives ceasing much of their activity for large parts of the year due to the Government lockdown regulations. AT was helped substantially since April 2020 to September 2021 with the Government Job Retention (furlough) scheme whereby a significant proportion of staff salaries were paid by the Government.

Also, the Board and its Finance Sub-Committee remains vigilant in their commitment to the work of AT, seeking to identify new opportunities to increase revenue and to review fundraising options.

We acknowledge and thank all those individuals, churches, and companies, who have supported the work of Ascension Trust in the past years through their kind donations of funds, advice and time.

Our specific thanks to the following organisations:

Church Communities UK	St Marks Kennington PCC
Christian Life Fellowship	Parochial Church Council
The Jerusalem Trust	New Testament Church of God
Micah Christian	Rye Lane Baptist Church
The Apostolic Church	Perry Rise Baptist Church
Berrymead Evangelical Church	Mount Zion Community Church

### Financial Review

*The charity's financial position at the end of the year ended 31 December 2021*

	2021	2020
	£	£
<b>Net expenditure(income)</b>	<u>295,792</u>	<u>16,666</u>
Unrestricted Revenue Funds available for the general purpose of the charity	776,673	466,742

The Ascension Trust  
Annual Report 2021 (continued)

Restricted Revenue Funds	52,119	66,258
Total Funds	<u>828,792</u>	<u>533,000</u>

## Reserves

The Management and Trustees examined the charity's requirements for reserves in the light of the main risks to the organisation. It has established a policy whereby the unrestricted funds not committed or invested in tangible fixed assets held by AT is not less than 12 months of expenditure. This will allow AT to function properly, even if there is a significant downturn in income in the present economic circumstances. As at 31 December 2021, Ascension Trust had free reserves, being unrestricted funds not designated for a specific purpose, totalling **£776,673** (2020: £466,742). This represents about 16 months of expected overhead expenditure.

The Management and Trustees acknowledge the significant shortfall of its target level and plan to continue to build reserves through operating surpluses and targeted funding applications. In the short term, the Management and Trustees have also considered the extent to which existing activities and expenditure could be curtailed, should such circumstances arise.

## Investment policy and objectives

To date there has been very little financial headroom to consider any significant long-term investment opportunities. The Senior Management Team and Trustees remain active in exploring ways to improve the returns on cash reserves.

## Major risks and management of those risks

The CEO, along with the directors, routinely examines the business, reputation and operational risks when preparing strategic plans and budgets, and when considering forthcoming projects. In particular, AT is aware of the risks involved in working with its various constituencies, including:

- i. Associated projects around the UK
- ii. Vulnerable people including young people
- iii. Individual Street Pastors
- iv. Financial procedures
- v. International development



## The Ascension Trust Annual Report 2021 (continued)

The SMT reviews the financial position of the charity on a monthly basis with the in house Accountant. The CEO seeks to raise funds in the many meetings he has across the UK. The Accountant regularly chase local Street Pastor initiatives for the payment of licence fees. The Board of Trustees receives financial reports at each of their meetings and will advise the CEO of strategies that need to be undertaken to address potential shortfalls in income. The Board of Trustees is aware of the pattern of the plateauing of licence fee income from the longer established Street Pastor initiatives. The CEO and members of the SMT regularly speak to the coordinators and Chairs of the Management Teams and, where necessary and possible, meet with local initiatives to stimulate growth through fresh outworking of local charitable objectives.

A careful watch is kept upon the use of uniforms by local initiatives to ensure no undermining of AT's reputation or brands. Furthermore, AT carries out regular Quality Assurance Reviews with local initiatives, particularly where concerns arise in dealings between AT and a local initiative.

The Refresher courses address the key issue of safety on the streets for all our Street Pastors and School and College Pastor initiatives.

### **Plans for future periods**

AT will continue all its projects listed in the section above "Achievements and Performance – Projects" seeking, where the demand is expressed by local churches, to grow the number of Street Pastor initiatives nationally and internationally and School and College Pastor initiatives throughout the UK. Particular work will be continued to grow the 60/40 Youth Project, the Synergy Network and Five2Medics.

Further training of Response Pastors will be undertaken. AT will continue to provide online training for new Street Pastors and School Pastors nationally and internationally.

The Board of Trustees and the SMT will work with the AT Prayer Representatives to grow prayer for all its projects.

### **Disclosure of information to Independent Examiner**

Each trustee has taken steps that they ought to have taken as a trustee in order to make themselves aware of any relevant independent examination information and to establish that the charity's independent examiner is aware of that information. The trustees confirm that there is no relevant information that they know of and of which they know the independent examiner is unaware.


### **Support**

Having read this Report, please consider supporting the work of AT. Through our various projects, we are addressing key issues affecting our society today and the number of years that we have been operating is testimony to the effectiveness of our projects and methods of working. There is still much work to be done and your support will be invaluable to our contributing our part in improving the lives of young people and the wider community.

The Ascension Trust  
Annual Report 2021 (continued)

Please contact us on 020 8333 2809 or by email at [finance@ascensiontrust.org.uk](mailto:finance@ascensiontrust.org.uk) to make a donation or set up a standing order.

The annual report was approved by the trustees of the charity on .....<sup>22/09/22</sup>.....and signed on its behalf

  
.....  
Rev L W Isaac  
Chief Executive Officer and Trustee



The Ascension Trust  
Annual Report 2021 (continued)

**Statement of the Directors Trustees' Responsibilities**

The charity's trustees are responsible for the preparation of the accounts in accordance with the terms of the Companies Act 2006, the Charities Act 2011 and the Charities (Accounts and Reports) Regulations 2008. Notwithstanding the explicit requirement in the extant statutory regulations, the Charities (Accounts and Reports) Regulations 2008, to prepare the financial statements in accordance with the SORP 2005, in view of the fact that the SORP 2005 has been withdrawn, the Trustees determined to interpret this responsibility as requiring them to follow current best practice and prepare the accounts according to the FRS 102 SORP (Statement of Recommended Practice for Accounting and Reporting by Charities) 2015, (as amended by the Bulletin issued in October 2018 and applicable to all accounting periods beginning on or after 1<sup>st</sup> January 2019), (The SORP), .

In particular, the Companies Act 2006 and charity law require the Board of Trustees to prepare financial statements for each financial year which give a true and fair view of the state of affairs of the charity as at the end of the financial year and of the surplus or deficit of the charity. In preparing those financial statements the Board is required to:

- Prepare the accounts in accordance with United Kingdom Generally Accepted Accounting Practice (United Kingdom Accounting Standards and applicable law).
- Select suitable accounting policies and apply them consistently.
- Make judgements and estimates that are reasonable and prudent.
- Prepare the financial statements on the going concern basis unless it is inappropriate to presume that the charity will continue in business.
- State whether applicable accounting standards and statements of recommended practice had been followed, subject to any material departures disclosed and explained in the financial statements.

The law requires that the trustees must not approve the accounts unless they are satisfied that they give a true and fair view of the state of affairs of the charity and of the surplus or deficit of the charity for the year.

The Trustees are also responsible for maintaining adequate accounting records which disclose with reasonable accuracy at any time the financial position of the charity and which are sufficient to show and explain the charity's transactions and enable them to ensure that the financial statements comply with the Companies Act 2006 and comply with regulations made under the

The Ascension Trust  
Annual Report 2021 (continued)

Charities Act. They are also responsible for safeguarding the assets of the charity and hence for taking reasonable steps for the prevention and detection of fraud and other irregularities.

The Trustees are also responsible for the contents of the Trustees' report, and the statutory responsibility of the Independent Examiner in relation to the Trustees' report is limited to examining the report and ensuring that, the report is consistent with the figures disclosed in the financial statements.


Method of preparation of accounts - small company provisions

The financial statements are set out on pages 14 to 42.

The financial statements have been prepared implementing the FRS 102 SORP (Statement of Recommended Practice for Accounting and Reporting by Charities) 2015, (as amended by the Bulletin issued in October 2018 and applicable to all accounting periods beginning on or after 1<sup>st</sup> January 2019), (The SORP), and in accordance with the Financial Reporting Standard 102, (effective 1st January 2016).

These financial statements have been prepared in accordance with the provisions in Part 15 of the Companies Act 2006 applicable to companies subject to the small companies' regime.

Approved by the trustees of the charity on 22/09/2022 and signed on its behalf by:



Rev L W Isaac  
Chief Executive Officer and Trustee

The Ascension Trust  
Annual Report 2021 (continued)

**Independent Examiner's Report to the trustees of The Ascension Trust**

I report to the charity trustees on my examination of the accounts of the charity for the year ended 31 December 2020 which are set out on pages 14 to 42. The charity's gross income exceeded £250,000 and I am qualified to undertake the examination by being a qualified member of Association of Chartered Certified Accountants.

**Respective responsibilities of trustees and examiner**

As the charity's trustees of The Ascension Trust (and also its directors for the purposes of company law) you are responsible for the preparation of the accounts in accordance with the requirements of the Companies Act 2006 ('the 2006 Act').

Having satisfied myself that the accounts of The Ascension Trust are not required to be audited under Part 16 of the 2006 Act and are eligible for independent examination, I report in respect of my examination of your charity's accounts as carried out under section 145 of the Charities Act 2011 ('the 2011 Act'). In carrying out my examination I have followed the Directions given by the Charity Commission under section 145(5)(b) of the 2011 Act.

**Independent examiner's statement**

I have completed my examination. I confirm that no matters have come to my attention in connection with the examination giving me cause to believe:

1. accounting records were not kept in respect of The Ascension Trust as required by section 386 of the 2006 Act; or
2. the accounts do not accord with those records; or
3. the accounts do not comply with the accounting requirements of section 396 of the 2006 Act other than any requirement that the accounts give a 'true and fair view' which is not a matter considered as part of an independent examination; or
4. the accounts have not been prepared in accordance with the methods and principles of the Statement of Recommended Practice for accounting and reporting by charities [applicable to charities preparing their accounts in accordance with the Financial Reporting Standard applicable in the UK and Republic of Ireland (FRS 102)].

The Ascension Trust  
Annual Report 2021 (continued)

I have no concerns and have come across no other matters in connection with the examination to which attention should be drawn in this report in order to enable a proper understanding of the accounts to be reached.



Fred Lamprey  
Fred Lamprey & Co  
Chartered Certified Accountant & Independent Examiner  
26 Felstead Way  
Luton,  
LU2 7LH

Date: 23/09/22

**The Ascension Trust - Statement of Financial Activities for the year ended 31 December 2021**

*Statement of Financial Activities (including the Income and Expenditure Account for the year ended 31 December 2021, as required by the Companies Act 2006)*

	SORP Ref	Current year Unrestricted Funds  2021 £	Current year Restricted Funds  2021 £	Current year Total Funds  2021 £	Prior Year Total Funds  2020 £
<b>Income &amp; Endowments from:</b>					
Donations & Legacies	A1	395,509	30,640	426,149	169,581
Charitable activities	A2	269,521	-	269,521	210,242
Other trading activities	A3	18,662	-	18,662	29,591
Investments	A4	339	-	339	411
Other	A5	57	-	57	4,608
<b>Total income</b>	<b>A</b>	<b>684,088</b>	<b>30,640</b>	<b>714,728</b>	<b>414,433</b>
<b>Expenditure on:</b>					
Raising funds	B1	76,345	-	76,345	800
Charitable activities	B2	297,812	44,779	342,591	396,967
<b>Total expenditure</b>	<b>B</b>	<b>374,157</b>	<b>44,779</b>	<b>418,936</b>	<b>397,767</b>
<b>Net income for the year</b>		<b>309,931</b>	<b>(14,139)</b>	<b>295,792</b>	<b>16,666</b>
<b>Net income after transfers</b>	<b>A-B-C</b>	<b>309,931</b>	<b>(14,139)</b>	<b>295,792</b>	<b>16,666</b>
<b>Net movement in funds</b>		<b>309,931</b>	<b>(14,139)</b>	<b>295,792</b>	<b>16,666</b>
<b>Reconciliation of funds:-</b>					
	<b>E</b>				
<b>Total funds brought forward</b>		<b>466,742</b>	<b>66,258</b>	<b>533,000</b>	<b>516,334</b>
<b>Total funds carried forward</b>		<b>776,673</b>	<b>52,119</b>	<b>828,792</b>	<b>533,000</b>

The 'SORP Ref' indicated above is the classification of income set out in the formal SORP documents. As required by paragraph 4.60 of the SORP, the brought forward and carried forward funds above have been agreed to the Balance Sheet.

A separate Statement of Total Recognised Gains and Losses is not required as this statement includes all recognised gains and losses.

All activities derive from continuing operations

The notes attached on pages 22 to 42 form an integral part of these accounts.

**The Ascension Trust - Statement of Financial Activities for the year ended 31 December 2021**

**The Ascension Trust - Analysis of prior year total funds, as required by paragraph 4.2 of the SORP**

	SORP Ref	Prior Year Unrestricted Funds 2020 £	Prior Year Restricted Funds 2020 £	Prior Year Total Funds 2020 £
<b>Income &amp; Endowments from:</b>				
Donations & Legacies	A1	145,773	23,808	169,581
Charitable activities	A2	210,242	-	210,242
Other trading activities	A3	29,591	-	29,591
Investments	A4	411	-	411
Other	A5	4,608	-	4,608
<b>Total income</b>	<b>A</b>	<b>390,625</b>	<b>23,808</b>	<b>414,433</b>
<b>Expenditure on:</b>				
Raising funds	B1	800	-	800
Charitable activities	B2	312,582	83,211	396,967
Other	B3	-	-	-
Tax on surplus on ordinary activity	B3	-	-	-
Other taxation	B3	-	-	-
<b>Total expenditure</b>	<b>B</b>	<b>313,382</b>	<b>83,211</b>	<b>397,767</b>
Net gains on investments	B4	-	-	-
<b>Net income for the year</b>		<b>77,243</b>	<b>(59,403)</b>	<b>16,666</b>
<b>Transfers between funds</b>	<b>C</b>	<b>-</b>	<b>-</b>	<b>-</b>
<b>Net income after transfers</b>		<b>77,243</b>	<b>(59,403)</b>	<b>16,666</b>
<b>Net movement in funds</b>		<b>77,243</b>	<b>(59,403)</b>	<b>16,666</b>
<b>Reconciliation of funds:-</b>				
<b>Total funds brought forward</b>	<b>E</b>	<b>389,497</b>	<b>126,833</b>	<b>516,334</b>
<b>Total funds carried forward</b>		<b>466,740</b>	<b>67,430</b>	<b>533,000</b>

**All activities derive from continuing operations**

A separate Statement of Total Recognised Gains and Losses is not required as this statement includes all recognised gains and losses.'

The notes attached on pages 22 to 42 form an integral part of these accounts.

**The Ascension Trust - Statement of Financial Activities for the year ended 31 December 2021**

**The Ascension Trust - Resources applied in the year ended 31 December 2021 towards fixed assets for Charity use:-**

	2021 £	2020 £
Funds generated in the year as detailed in the SOFA	295,792	16,666
Resources applied on functional fixed assets	(7,076)	-
Other applications of funds	-	-
<b>Net resources available to fund charitable activities</b>	<b>288,716</b>	<b>16,666</b>

The resources applied on fixed assets for charity use represents the cost of additions less proceeds of any disposals.

The notes attached on pages 22 to 42 form an integral part of these accounts.

**Movements in revenue and capital funds for the year ended 31 December 2021**

**Revenue accumulated funds**

	Unrestricted Funds 2021 £	Restricted Funds 2021 £	Total Funds 2021 £	Last year Total Funds 2020 £
Accumulated funds brought forward	466,742	66,258	533,000	516,334
Recognised gains and losses before transfers	309,931	(14,139)	295,792	16,666
	<b>776,673</b>	<b>52,119</b>	<b>828,792</b>	<b>533,000</b>
<b>Closing revenue funds</b>	<b>776,673</b>	<b>52,119</b>	<b>828,792</b>	<b>533,000</b>

**Summary of funds**

	Unrestricted and Designated funds 2021 £	Restricted Funds 2021 £	Total Funds 2021 £	Last Year Total Funds 2020 £
Revenue accumulated funds	776,673	52,119	828,792	533,000

The notes attached on pages 22 to 42 form an integral part of these accounts.

**The Ascension Trust - Statement of Financial Activities for the year ended 31 December 2021**

**The Ascension Trust  
Income and Expenditure Account for the year ended 31 December 2021 as required by the  
Companies Act 2006**

	2021 £	2020 £
<b>Income</b>		
Income from operations	714,332	409,414
Investment income and interest receivable	339	411
Other operating income	57	4,608
<b>Gross income in the year before exceptional items</b>	<b>714,728</b>	<b>414,433</b>
<b>Gross income in the year including exceptional items</b>	<b>714,728</b>	<b>414,433</b>
<b>Expenditure</b>		
Charitable expenditure, excluding depreciation and amortisation	329,567	383,494
Depreciation and amortisation	8,902	8,399
Fundraising costs	76,345	800
Governance costs	3,531	3,635
Interest payable	591	1,439
Realised losses on disposals of social investments which are programme related	-	-
<b>Total expenditure in the year</b>	<b>418,936</b>	<b>397,767</b>
<b>Net income before tax in the financial year</b>	<b>295,792</b>	<b>16,666</b>
Tax on surplus on ordinary activities	-	-
<b>Net income after tax in the financial year</b>	<b>295,792</b>	<b>16,666</b>
<b>Retained surplus for the financial year</b>	<b>295,792</b>	<b>16,666</b>
All activities derive from continuing operations		

In accordance with the provisions of the Companies Act 2006, the headings and subheadings used in the Income and Expenditure account have been adapted to reflect the special nature of the charity's activities.

The notes attached on pages 22 to 42 form an integral part of these accounts.



**The Ascension Trust**

**Cash Flow Statement for the year ended 31 December 2021**

		2021 £	2020 £
<b>Cash flows from operating activities</b>			
Net cash provided by operating activities as shown below	A	232,231	49,465
<b>Cash flows from investing activities</b>			
Interest received		339	411
Purchase of property, plant and equipment		(7,076)	-
<b>Net cash provided by investing activities</b>	B	(6,737)	411
<b>Cash flows from financing activities</b>			
Repayment of amounts borrowed		(4,733)	(71,728)
Cash inflows from new borrowings		-	50,000
<b>Net cash provided by financing activities</b>	C	(4,733)	(21,728)
<b>Overall cash provided by all activities</b>	A+B+C	220,760	28,148
<b>Cash movements</b>			
Change in cash and cash equivalents from activities in the year ended 31 December 2021		220,760	28,148
Cash and cash equivalents at 1 January 2021		285,148	257,000
Change in cash and cash equivalents due to exchange rate movements		-	-
<b>Cash at bank and in hand less overdrafts at 31 December</b>		505,908	285,148

**The Ascension Trust**

**Cash Flow Statement for the year ended 31 December 2021**

**The Ascension Trust**

**Cash Flow Statement for the year ended 31 December 2021 - Continued**

**Reconciliation of net income to net cash flow from operating activities**

Net income as shown in the Statement of Financial Activities	291,792	16,666
<b>Adjustments for :-</b>		
Depreciation charges	8,902	8,399
Write downs of investments	-	-
Net unrealised losses on investment assets	-	-
Dividends, interest and rents from investments	(339)	(411)
Increase in debtors	(53,661)	3,701
Increase/Decrease in creditors, excluding loans	(14,463)	21,110
<b>Net cash provided by operating activities</b>	<b>A 232,231</b>	<b>49,465</b>

**Analysis of cash and cash equivalents**

	<b>2021</b>	<b>2020</b>
	<b>£</b>	<b>£</b>
Cash in hand at for the year ended 31 December 2021	505,908	285,148
Notice deposits - (less than 3 months)	-	-
<b>Total cash and cash equivalents</b>	<b>505,908</b>	<b>285,148</b>

**The Ascension Trust**

**Cash Flow Statement for the year ended 31 December 2021 - Continued**

**Analysis of change in net debt**

	<b>At start</b>	<b>Cash</b>	<b>At end</b>
	<b>of year</b>	<b>Flows and</b>	<b>of year</b>
Cash	285,148	220,760	505,908
		220,760	220,760
Loans falling due within one year	(5,000)	(5,648)	(10,648)
Loans falling due after more than one year	(45,000)	10,381	(34,619)
<b>Total</b>	<b>235,148</b>	<b>225,493</b>	<b>175,493</b>

**The Ascension Trust - Balance Sheet as at 31 December 2021**

	SORP		2021	2020
	Note	Ref	£	£
<b>Fixed assets</b>		A		
Tangible assets	8	A2	226,069	227,895
Investments held as fixed assets	9	A4	1	1
<b>Total fixed assets</b>			<u>226,070</u>	<u>227,896</u>
<b>Current assets</b>		B		
Debtors	10	B2	206,529	148,868
Cash at bank and in hand		B4	505,913	285,149
<b>Total current assets</b>			<u>712,442</u>	<u>434,017</u>
<b>Creditors: amounts falling due within one year</b>	11	C1	<u>(75,101)</u>	<u>(83,916)</u>
<b>Net current assets</b>			637,341	350,104
			<u>863,411</u>	<u>578,000</u>
<b>Net assets</b>				
Creditors: amounts falling due after more than one year	12	C2	(34,619)	(45,000)
<b>The total net assets of the charity</b>			<u>828,792</u>	<u>533,000</u>

The total net assets of the charity are funded by the funds of the charity, as follows:-

<b>Restricted funds</b>				
Restricted Revenue Funds	17	D2	52,119	66,258
			52,119	66,258
<b>Unrestricted Funds</b>				
Unrestricted Revenue Funds	17	D3	776,673	466,742
			776,673	466,742
<b>Designated Funds</b>				
<b>Total charity funds</b>			<u>828,792</u>	<u>533,000</u>

The 'SORP Ref' indicated above is the classification of Balance Sheet items as set out in the formal SORP documents. As required by paragraph 4.60 of the SORP, the brought forward and carried forward funds above have been agreed to the SOFA..

**The Ascension Trust - Balance Sheet as at 31 December 2021**

The directors are satisfied that the company is entitled to exemption from the requirement to obtain an audit under section 477 of the Companies Act 2006.

The members have not required the company to obtain an audit in accordance with section 476 of the Act.

The directors acknowledge their responsibilities for complying with the requirements of the Companies Act 2006 with respect to accounting records and the preparation of accounts.


The charity is subject to Independent Examination under charity legislation, and the report of the Independent Examiner is on page 13.

The financial statements have been prepared in accordance with the provisions in Part 15 of the Companies Act 2006, applicable to companies subject to the small companies' regime.

**MR O LADEGA**

Trustee

Approved by the board of trustees on .....

22/09/22 

The notes attached on pages 22 to 42 form an integral part of these accounts.

## The Ascension Trust

### Notes to the Accounts for the year ended 31 December 2021

#### 1 Accounting policies

##### *Policies relating to the production of the accounts.*

###### **Basis of preparation and accounting convention**

The accounts have been prepared on the accruals basis, under the historical cost convention, and in accordance with the Financial Reporting Standard 102, (effective 1st January 2016) and 'FRS 102 SORP (Statement of Recommended Practice for Accounting and Reporting by Charities) 2015, (as amended by the Bulletin issued in October 2018 and applicable to all accounting periods beginning on or after 1st January 2019), (The SORP), published by the Charity Commission in England & Wales (CCEW), effective January 2016, and in accordance with all applicable law in the charity's jurisdiction of registration, except that the charity has prepared the financial statements in accordance with the FRS 102 SORP (Statement of Recommended Practice for Accounting and Reporting by Charities) 2015, (as amended by the Bulletin issued in October 2018 and applicable to all accounting periods beginning on or after 1st January 2019), (The SORP), in preference to the previous SORP, the SORP 2005, which has been withdrawn, notwithstanding the fact that the extant statutory regulations, the Charities (Accounts and Reports) Regulations 2008 refer explicitly to the SORP 2005. This has been done to accord with current best practice.

###### **Presentation Currency**

The financial Statement are prepared in £ which is the functional currency of the charity. Monetary amounts in these financial statements are rounded to the nearest £.

###### **Going Concern**

The charitable activities are entirely dependent on continuing grant aid and voluntary donations as well as trading revenues. As a consequence, the going concern basis is dependent on the future flow of these uncertain funding streams. Accordingly, the Trustees have obtained forecasts and, after reviewing the financial forecasts for future periods to 31 December 2022, the Trustees are satisfied that, at the time of approving the financial statements, it is appropriate to adopt the going concern basis in preparing the financial statements. Other than these matters, the Trustees are not aware of any material uncertainties about the charity's ability to continue as a going concern.

##### *Policies relating to categories of income and income recognition.*

**Income from a non-exchange transaction** is where the charity receives value from the donor without providing equal value in exchange, and includes donations of money, goods and services freely given without giving equal value in exchange.

###### **Income recognition**

All income is recognised once the charity has entitlement to the income, it is probable that the income will be received and the amount of the income receivable can be measured reliably.

Where there are terms or conditions attached to incoming resources, particularly grants, then these terms or conditions must be met before the income is recognised as the entitlement condition will not be satisfied until that point. Where terms or conditions have not been met or uncertainty exists as to whether they can be met then the relevant income is not recognised in the year but deferred and shown on the balance sheet as deferred income.

## The Ascension Trust

### Notes to the Accounts for the year ended 31 December 2021

#### Accounting for deferred income and income received in advance

Where terms and conditions relating to income have not been met or uncertainty exists as to whether the charity can meet any terms or conditions otherwise within its control, income is not recognised but is deferred as a liability until it is probable that the terms or conditions imposed can be met.

Any grant that is subject to performance-related conditions received in advance of delivering the goods and services required by that condition, or is subject to unmet conditions wholly outside the control of the recipient charity, is accounted for as a liability and shown on the balance sheet as deferred income. Deferred income is released to income in the reporting period in which the performance-related or other conditions that limit recognition are met.

When income from a grant or donation has not been recognised due to the conditions applying to the gift not being wholly within the control of the recipient charity, it is disclosed as a contingent asset if receipt of the grant or donation is probable once those conditions are met.

Where time related conditions are imposed or implied by a funder, then the income is apportioned to the time periods concerned, and, where applicable, is accounted for as a liability and shown on the balance sheet as deferred income. When grants are received in advance of the expenditure on the activity funded by them, but there are no specific time related conditions, then the income is not deferred.

Any condition that allows for the recovery by the donor of any unexpended part of a grant does not prevent recognition of the income concerned, but a liability to any repayment is recognised when repayment becomes probable.

#### Income from legacies

Income from legacies is recognised when the charity has sufficient evidence that a gift has been left to them, that where required, probate has been granted, the executor is satisfied that the property in question will not be required to satisfy claims in the estate, that it is probable that the amount will be received by the charity, and the amount to be received can be estimated with sufficient accuracy, and that any conditions attached to the legacy are either within the control of the charity or have been met.

Where a payment is received from an estate or is notified as receivable by the executors after the reporting date and before the accounts are authorised for issue but it is clear that the payment had been agreed by the executors prior to the end of the reporting period, then the amount concerned is treated as an adjusting event and accrued as income in the accounting period if receipt is probable.

Where the charity has established entitlement to a legacy but there is uncertainty as to the amount of the payment, details of the legacy are disclosed as a contingent asset until the criteria for income recognition are met. Where a legacy is subject to the interest of a life tenant, the legacy is not recognised as income until the death of the life tenant.

If it is doubtful that full settlement of a legacy debtor will be received, then an adjustment is made to reduce the amount of the legacy debtor and legacy income rather than charging the adjustment as expenditure in the Statement of Financial Activities

#### *Policies relating to expenditure on goods and services provided to the charity.*

#### Recognition of liabilities and expenditure

A liability, and the related expenditure, is recognised when a legal or constructive obligation exists as a result of a past event, and when it is more likely than not that a transfer of economic benefits will be required in settlement, and when the amount of the obligation can be measured or reliably estimated.

Liabilities arising from future funding commitments and constructive obligations, including performance related grants, where the timing or the amount of the future expenditure required to settle the obligation are uncertain, give rise to a provision in the accounts, which is reviewed at the accounting year end. The provision is increased to reflect any increases in liabilities, and is decreased by the utilisation of any provision within the period, and reversed if any provision is no longer required. These movements are charged or credited to the respective funds and activities to which the provision relates.

## The Ascension Trust

### Notes to the Accounts for the year ended 31 December 2021

#### Allocating costs to activities

Direct costs that are specifically related to an activity are allocated to that activity. Support and overhead costs are allocated between fundraising activities and charitable activities. Governance costs are those support costs which relate to the strategic and day to day management of a charity. Support costs, overhead costs and any shared direct costs are apportioned between activities as follows:-

Staffing - on the basis of time spent in connection with any particular activity.

Other support costs, overheads and shared direct - on the basis of the usage of resources, in terms of time taken, capacity used, request made or other measures.

#### Volunteers

In accordance with the SORP, and in recognition of the difficulties in placing a monetary value on the contribution from volunteers, the contribution of volunteers is not included within the income of the charity.

However, the trustees value the significant contribution made to the activities of the charity by unpaid volunteers and this is described more fully in Note 4.

#### *Policies relating to assets, liabilities and provisions and other matters.*

#### Fixed Asset Investments

Fixed asset investments in quoted shares, traded bonds, investment properties and similar investments are shown initially at cost upon acquisition and at their market value at the balance sheet date at the end of the financial period. Investment properties are not depreciated.

Fixed asset investments in unlisted equities are shown at the balance sheet date at the best estimate of their market value, where practicable. Where valuation techniques are considered unreliable or where, in the opinion of the trustees, the costs outweigh the benefits to the users of the accounts, the investment is included at cost, and a review is undertaken at each year end as to whether the asset should be written down.

Investments in subsidiaries, associates are measured at cost less impairment.

All gains on fixed asset investments, whether realised or unrealised, are included in row B4 of the Statement of Financial Activities.

#### *Tangible fixed assets*

Tangible fixed assets are measured at their original cost value, or subsequent revaluation, or if donated, as described above. Cost value includes all costs expended in bringing the asset into its intended working condition.

Depreciation has been provided at the following rates in order to write off the assets to their anticipated residual value over their estimated useful lives.

Leasehold premises	2 % straight line
Plant and machinery	15 % straight line
Motor vehicles	20 % reducing balance

A regular annual review of the likelihood of asset impairment is undertaken.

## The Ascension Trust

### Notes to the Accounts for the year ended 31 December 2021

#### Debtors

Debtors are measured at their recoverable amounts at the balance sheet date.

#### Creditors and provisions

Trade creditors are recognised initially at the transaction price and subsequently measured at amortised cost using effective interest method.

#### Financial instruments including cash and bank balances

Cash held by the charity is included at the amount actually held and counted at the year end. Bank balances, whether in credit or overdrawn, are shown at the amounts properly reconciled to the bank statements.

#### Pensions - defined contribution schemes

The charity operates a defined contribution pension scheme. Contributions are charged to the profit and loss account as they become payable in accordance with the rules of the scheme.

### 2 Net surplus before tax in the financial year

	2021 £	2020 £
The net surplus before tax in the financial year is stated after charging:-		
Depreciation of owned fixed assets	8,902	8,399
Pension costs	3,987	5,149

### 3 Interest payable

	2021 £	2020 £
Bank interest payable	591	1,439

### 4 The contribution of volunteers

The charity depends on the support of its volunteers, which is much appreciated. The arrangements with volunteers are difficult to value precisely in monetary terms and have not been recognised in the Statement of Financial Activities. The volunteers and the charity accept and agree that no contract of employment is created by these arrangements.

### 5 Staff costs and emoluments

<i>Salary costs</i>	2021 £	2020 £
Gross Salaries excluding trustees and key management personnel	188,819	236,947
Employer's National Insurance for all staff	15,025	19,230
Employer's operating costs of defined contribution pension schemes	3,987	5,149
<b>Total salaries, wages and related costs</b>	<b>207,831</b>	<b>261,326</b>



## The Ascension Trust

### Notes to the Accounts for the year ended 31 December 2021

The average number of part time staff employed in the year was	3	11
The average number of full-time staff employed in the year was	7	11
The estimated full time equivalent number of all staff employed in the year was	8	11
<i>The estimated full time equivalent number of all staff employed as above</i>	<u>8</u>	<u>11</u>

Ascension Trust's key management personnel is the member of the Senior Management Team who is considered the organisation's visionary and driver. The total employment costs (including the on costs) of the key management personnel is £37,471.62 (2020 £42,542.25).

Neither the trustees nor any persons connected with them have received any remuneration from the charity or any related entity, either in the current or prior year.

No employees received emoluments (excluding pension costs) in excess of £60,000 per annum.

#### 6 Defined contribution pension schemes

The charity operates a defined contribution pension scheme, the costs of which are shown above.

Any liabilities and assets associated with the scheme are shown under debtors and creditors.

#### 7 Remuneration and payments to Trustees and persons connected with them

Under the authority of the governing document, the CEO (who is also a Trustee) was paid a salary for his role as CEO. The amounts paid are fully disclosed in note 5.

No trustees or persons connected with them received any remuneration from the charity, or any related entity.

#### 8 Tangible fixed assets

<i>Current Year</i>	Land and Buildings	Office Equipment	Furniture & Fitting	Total
	£	£	£	£
<b>Cost</b>				
At 1 January 2021	283,476	39,638	4,609	327,723
Additions	-	7,076	-	7,076
<b>At 31 December 2021</b>	<u>283,476</u>	<u>46,714</u>	<u>4,609</u>	<u>334,799</u>
<b>Depreciation</b>				
At 1 January 2021	67,923	27,918	3,987	99,828
Charge for the year	5,670	3,109	124	8,903
<b>At 31 December 2021</b>	<u>73,593</u>	<u>31,027</u>	<u>4,111</u>	<u>108,731</u>
<b>Net book value</b>				
<b>At 31 December 2021</b>	<u>209,883</u>	<u>15,687</u>	<u>498</u>	<u>226,069</u>
<b>At 31 December 2020</b>	<u>215,553</u>	<u>11,720</u>	<u>622</u>	<u>227,895</u>

## The Ascension Trust

### Notes to the Accounts for the year ended 31 December 2021

<i>Prior Year</i>	Land and Buildings	Office Equipment	Furniture & Fitting	Total
	£	£	£	£
<b>Cost</b>				
02 January 2020	283,476	39,638	4,609	327,723
31 December 2020	<u>283,476</u>	<u>39,638</u>	<u>4,609</u>	<u>327,723</u>
<b>Depreciation</b>				
02 January 2020	62,253	25,344	3,832	91,429
Charge for the year	5,670	2,574	155	8,399
31 December 2020	<u>67,923</u>	<u>27,918</u>	<u>3,987</u>	<u>99,828</u>
<b>Net book value</b>				
31 December 2020	<u>215,553</u>	<u>11,720</u>	<u>622</u>	<u>227,895</u>
01 January 2020	<u>221,223</u>	<u>14,294</u>	<u>777</u>	<u>236,294</u>

#### 9 Investments held as fixed assets

	Investments in subsidiaries	Listed investments	Other Classes of Investment	Total
	£	£	£	£
<b>Carrying values of investments</b>				
At 1 January 2021	1	-	-	1
At 31 December 2021	<u>1</u>	<u>-</u>	<u>-</u>	<u>1</u>
<b>Analysis between fair value and historical cost</b>				
Investments as above held at fair value	1	-	-	1

#### 10 Debtors

	2021 £	2020 £
Trade debtors	46,027	19,728
Amounts owed by group undertakings and undertakings in which the charity has a participating interest	80,070	67,695
Prepayments and accrued income	65,517	54,728
Other debtors	<u>14,915</u>	<u>6,717</u>
	<u>206,529</u>	<u>148,868</u>

## The Ascension Trust

### Notes to the Accounts for the year ended 31 December 2021

<b>11 Creditors: amounts falling due within one year</b>	<b>2021</b>	<b>2020</b>
	£	£
Bank loans and overdrafts	10,648	5,000
Accruals for grants payable	30,084	43,087
Trade creditors	17,182	12,849
Accruals	4,812	10,637
PAYE, NIC VAT and other taxes	4,314	3,594
Other creditors	8,061	8,749
	<b>75,101</b>	<b>83,916</b>

<b>12 Creditors: amounts falling due after one year</b>	<b>2021</b>	<b>2020</b>
	£	£
Bank loans and overdrafts	34,619	45,000

<b>13 Assets of the charity charged to meet its liabilities</b>	<b>2021</b>	<b>2020</b>
	£	£
Government Bounce Back Loan		
At the Balance Sheet date, the amount secured is estimated to be	45,267	50,000

<b>14 Income and Expenditure account summary</b>	<b>2021</b>	<b>2020</b>
	£	£
At 1 January 2021	533,000	516,334
Surplus after tax for the year	295,792	16,666
At 31 December 2021	<b>828,793</b>	<b>533,000</b>

### 15 No related party transactions

There were no transactions with related parties in the year, except with regard to a trustee remuneration and trustee expenses which are fully disclosed in notes 5 above.

### 16 Particulars of how particular funds are represented by assets and liabilities

<b>At 31 December 2021</b>	<b>Unrestricted funds</b>	<b>Designated funds</b>	<b>Restricted funds</b>	<b>Total Funds</b>
	£	£	£	£
Tangible Fixed Assets	226,069	-	-	226,069
Investments at valuation: -				
<i>Fixed asset investments</i>	1	-	-	1
Current Assets	660,330		52,112	712,442
Current Liabilities	(75,101)	-	-	(75,101)
Long Term Liabilities	(34,619)	-	-	(34,619)
	<b>776,680</b>	<b>-</b>	<b>52,112</b>	<b>828,792</b>

## The Ascension Trust

### Notes to the Accounts for the year ended 31 December 2021

At 1 January 2021

	Unrestricted funds £	Designated funds £	Restricted funds £	Total Funds £
Tangible Fixed Assets	227,895	-	-	227,895
Investments at valuation: -				
Fixed asset investments	1	-	-	1
Current Assets	367,762	-	66,255	434,017
Current Liabilities	(83,916)	-	-	(83,916)
Long Term Liabilities	(45,000)	-	-	(45,000)
	<b>466,742</b>	<b>-</b>	<b>66,255</b>	<b>533,000</b>

#### 17 Change in total funds over the year as shown in Note 16, analysed by individual funds

	Funds brought forward from 2020	Movement in funds in 2021	Transfers between funds in 2021	Funds carried forward to 2022
	£	See Note 18 £	See Note 0 £	£
<b>Unrestricted and designated funds:-</b>				
Unrestricted Revenue Funds	466,742	309,931	-	776,673
<b>Total unrestricted and designated funds</b>	<b>466,742</b>	<b>309,931</b>	<b>-</b>	<b>776,673</b>
<b>Restricted funds:-</b>				
Operation Save Jamaica	1,358	360	-	1,718
Operation Restoration	(1,320)	-	-	(1,320)
60:40 Methodist Project	(178)	178	-	-
Jerusalem Trust	10,486	(113)	-	10,373
Other restricted funds	55,912	(14,564)	-	41,348
<b>Total restricted funds</b>	<b>66,258</b>	<b>(14,139)</b>	<b>-</b>	<b>52,119</b>
<b>Total charity funds</b>	<b>533,000</b>	<b>295,792</b>	<b>-</b>	<b>828,792</b>

#### 18 Analysis of movements in funds over the year as shown in Note 17

	Income	Expenditure	Other Gains & Losses	Movement in funds
	2021 £	2021 £	2021 £	2021 £
<b>Unrestricted and designated funds:-</b>				
Unrestricted Revenue Funds	684,088	(374,157)	-	309,931
<b>Restricted funds:-</b>				
Operation Save Jamaica	1,875	(1,515)	-	360
Operation Restoration	11,772	(11,772)	-	-
60:40 Methodist Project	6,174	(5,996)	-	178
Jerusalem Trust	-	(113)	-	(113)
Synergy Network	10,819	(10,819)	-	-
Other restricted funds	-	(14,564)	-	(14,564)
	<b>714,728</b>	<b>(418,936)</b>	<b>-</b>	<b>295,792</b>

## The Ascension Trust

### Notes to the Accounts for the year ended 31 December 2021

#### 19 The purposes for which the funds as

##### *Unrestricted and designated funds:-*

Unrestricted Revenue Funds	These funds are held for the meeting the objectives of the charity, and to provide reserves for future activities, and , subject to charity legislation, are free from all restrictions on their use.
Unrestricted Revaluation Reserve	This fund represents the unrestricted surplus arising on the revaluation of the charity's assets.

##### *Restricted funds:-*

Restricted Revaluation Reserve	This fund represents the restricted surplus arising on the revaluation of the charity's assets.
Operation Save Jamaica	Operation Save Jamaica is the umbrella body that operates Street Pastor initiatives in Jamaica under a Master Operator Agreement with Ascension Trust.
Operation Restoration	Operation Restoration Christian School is a school in Trench Town, Kingston, Jamaica which Ascension Trust has partnered with to raise funds towards the school's running costs.
60:40 Methodist Project	The 60/40 Youth Project is an initiative of Ascension Trust based in the London Borough of Lambeth in partnership with the Methodist Church and London City Mission. The project has been established to care for, equip and empower young people in the borough of Lambeth.
Jerusalem Trust	Jerusalem Trust provided funding for the Synergy Network initiative of Ascension Trust which tackles youth violence and knife crime.
Other restricted funds	Restricted funds from previous projects
Synergy Network	The Synergy Network is the initiative of Ascension Trust together in association with South London Church Fund & Southwark Diocesan Board of Finance, London City Mission and Churches Together in Britain & Ireland. The aim is to tackle and impact in a positive manner on the levels of violence and societal dysfunction, to help vulnerable individuals and benefit society.

#### 20 Ultimate controlling party

The charity is under the control of its legal members.

Every member of the charity is obliged to contribute such amount as may be required not exceeding £10 to the assets of the company in the event of its being wound up while he or she is a member, or within one year after he or she ceases to be a member.

## The Ascension Trust

Detailed analysis of income and expenditure for the year ended 31 December 2021 as required by the SORP 2015

*This analysis is classified by conventional nominal descriptions and not by activity.*

### 21 Donations, Grants and Legacies

	Current year Unrestricted Funds 2021 £	Current year Restricted Funds 2021 £	Current year Total Funds 2021 £	Prior Year Total Funds 2020 £
Donations and gifts from individuals				
Donations and gifts from Individuals	16,190	-	16,190	16,377
Donations and gifts Non Gift Aidable	15,257	-	15,257	12,874
Oyibi Project	3,615	-	3,615	7,440
Operation Restoration	-	11,772	11,772	11,620
Operation Save Jamaica	-	1,875	1,875	810
Covid-19 Appeal	152	-	152	2,103
Five2Medics - General	2,525	-	2,525	1,275
Donations >5k - Church Communities UK	15,000	-	15,000	-
<b>Total donations and gifts from individuals</b>	<b>52,739</b>	<b>13,647</b>	<b>66,386</b>	<b>52,499</b>

All the donations and gifts in the prior year were unrestricted.

Donations and gifts from individuals (Include HMRC refunds on gift aided donations) - Prior Year analysis

	Prior Year Unrestricted Funds 2020 £	Prior Year Restricted Funds 2020 £	Prior Year Total Funds 2020 £
Prior year	40,069	12,430	52,499

	Current year Unrestricted Funds 2021 £	Current year Restricted Funds 2021 £	Current year Total Funds 2021 £	Prior Year Total Funds 2020 £
Legacies receivable				
Legacies	-	-	-	11,000
<b>Total legacies receivable</b>	<b>-</b>	<b>-</b>	<b>-</b>	<b>11,000</b>

## The Ascension Trust

Detailed analysis of income and expenditure for the year ended 31 December 2021 as required by the SORP 2015

	Current year Unrestricted Funds 2021 £	Current year Restricted Funds 2021 £	Current year Total Funds 2021 £	Prior Year Total Funds 2020 £
<b>Revenue grants from government and public bodies</b>				
Small grants individually less than £1000	-	-	-	-
HMRC Job Retention Scheme	35,461	-	35,461	68,047
Five2Medics - South East London clinical Commissioning Group	128,782	-	128,782	-
Five2Medics - London Borough of Lambeth	61,961	-	61,961	-
Five2Medics -London Borough of Lewisham	52,779	-	52,779	-
Volunteering Matters Grant	-	-	-	8,539
<b>Total public sector revenue grants</b>	<b>314,983</b>	<b>-</b>	<b>314,983</b>	<b>76,586</b>

	Current year Unrestricted Funds 2021 £	Current year Restricted Funds 2021 £	Current year Total Funds 2021 £	Prior Year Total Funds 2020 £
<b>Revenue grants and donations from non public bodies</b>				
Church Donations	8,131	-	8,131	7,224
Other Donations	9,247	-	9,247	3,842
60:40 Projects	-	6,174	6,174	11,378
Synergy Network Project	-	10,819	10,819	-
<b>Total private sector revenue grants</b>	<b>17,378</b>	<b>16,993</b>	<b>34,371</b>	<b>22,444</b>

All the grants in the prior year were unrestricted.

Revenue grants and donations from non public bodies (Include Gift Aid donations from subsidiaries) - Prior Year analysis

	Prior Year Unrestricted Funds 2020 £	Prior Year Restricted Funds 2020 £	Prior Year Total Funds 2020 £
<b>Prior Year</b>	<b>11,066</b>	<b>11,378</b>	<b>22,444</b>

## The Ascension Trust

Detailed analysis of income and expenditure for the year ended 31 December 2021 as required by the SORP 2015

	Current year Unrestricted Funds	Current year Restricted Funds	Current year Total Funds	Prior Year Total Funds
	2021 £	2021 £	2021 £	2020 £
<b>Gift Aid</b>				
Gift Aid Receivable	10,409	-	10,409	6,552
<b>Total Gift Aid</b>	<b>10,409</b>	<b>-</b>	<b>10,409</b>	<b>6,552</b>

	Current year Unrestricted Funds	Current year Restricted Funds	Current year Total Funds	Prior Year Total Funds
	2021 £	2021 £	2021 £	2020 £
<b>Mission Income</b>				
General Mission	-	-	-	500
<b>Total Mission Income</b>	<b>-</b>	<b>-</b>	<b>-</b>	<b>500</b>

<b>Total Donations, Grants and Legacies</b>				
<b>Total Donations, Grants and Legacies</b>	<b>A1</b>	<b>395,509</b>	<b>30,640</b>	<b>426,149</b>
				<b>169,581</b>

All the donations and gifts in the prior year were unrestricted.

<b>Prior year</b>	Unrestricted Funds 2020 £	Restricted Funds 2020 £	Prior Year Total Funds 2020 £
<b>Total Donations, Grants and Legacies</b>	<b>A1</b>	<b>145,773</b>	<b>23,808</b>
			<b>169,581</b>

## 22 Income from charitable activities - Trading Activities

<b>Current year</b>	Current year Unrestricted Funds	Current year Restricted Funds	Current year Total Funds	Prior Year Total funds
	2021 £	2021 £	2021 £	2020 £
<b>Primary purpose and ancillary trading</b>				
Licence Fee	207,862	-	207,862	177,740
Ancillary trading in support of primary purpose trading	1,329	-	1,329	941
Management fees and charges received	28,284	-	28,284	-
Training Income	27,449	-	27,449	30,012
Closure Funds	4,597	-	4,597	1,549
<b>Total Primary purpose and ancillary trading</b>	<b>269,521</b>	<b>-</b>	<b>269,521</b>	<b>210,242</b>



The Ascension Trust

Detailed analysis of income and expenditure for the year ended 31 December 2021 as required by the SORP 2015

23 Total income from charitable activities

<i>Current year</i>		Current year Unrestricted Funds	Current year Restricted Funds	Current year Total Funds	Prior Year Total Funds
		2021	2021	2021	2020
		£	£	£	£
Total income from charitable trading		269,521	-	269,521	210,242
<b>Total from charitable activities</b>	<b>A2</b>	<b>269,521</b>	<b>-</b>	<b>269,521</b>	<b>210,242</b>

24 Income from other, non-charitable, trading activities

		Current year Unrestricted Funds	Current year Restricted Funds	Current year Total Funds	Prior Year Total Funds
		2021	2021	2021	2020
		£	£	£	£
Income from fundraising events		826	-	826	1,868
Non-charitable trading activities of subsidiary entities		7,566	-	7,566	14,544
Income from letting and licensing of property for non charitable purposes		10,270	-	10,270	13,179
<b>Total from other activities</b>	<b>A3</b>	<b>18,662</b>	<b>-</b>	<b>18,662</b>	<b>29,591</b>

25 Investment income

		Current year Unrestricted Funds	Current year Restricted Funds	Current year Total Funds	Prior Year Total Funds
		2021	2021	2021	2020
		£	£	£	£
Bank Interest Receivable		339	-	339	411
<b>Total investment income</b>	<b>A4</b>	<b>339</b>	<b>-</b>	<b>339</b>	<b>411</b>

26 Other income and gains

<i>Current year</i>		Current year Unrestricted Funds	Current year Restricted Funds	Current year Total Funds	Prior Year Total Funds
		2021	2021	2021	2020
		£	£	£	£
Insurance claims - Revenue items		57	-	57	608
Other Income Employment Allowance		-	-	-	4,000
<b>Total other income</b>	<b>A5</b>	<b>57</b>	<b>-</b>	<b>57</b>	<b>4,608</b>

# The Ascension Trust

Detailed analysis of income and expenditure for the year ended 31 December 2021 as required by the SORP 2015

## 27 Expenditure on charitable activities - Direct spending

		Current year	Current year	Current year	Prior Year
		Unrestricted	Restricted	Total Funds	Total Funds
		Funds	Funds		
<i>Current Year</i>		2021	2021	2021	2020
		£	£	£	£
Travel and Subsistence - Charitable Activities		-	-	-	2,459
Rebuild Barbuda Expenses		-	-	-	3,000
Operation Restoration Expenses		-	11,772	11,772	11,620
Synergy Expenses		-	392	392	-
Operation Save Jamaica		-	1,515	1,515	450
60:40 Youth Project Expenses		-	2,933	2,933	725
Street Pastors		53,825	-	53,825	57,865
Prayer Pastor Expenses		-	-	-	10
<b>Total direct spending</b>	<b>B2a</b>	<b>53,825</b>	<b>16,612</b>	<b>70,437</b>	<b>76,129</b>

All the expenditure in the prior year was unrestricted.

		Prior Year	Prior Year	Prior Year
		Unrestricted	Restricted	Total Funds
		Funds	Funds	
<i>Prior Year</i>		2020	2020	2020
		£	£	£
Travel and Subsistence - Charitable Activities		2,459	-	2,459
Rebuild Barbuda Expenses		-	3,000	3,000
Operation Restoration Expenses		-	11,620	11,620
Operation Save Jamaica		-	-	450
60:40 Youth Project Expenses		-	-	725
Street Pastors		57,865	-	57,865
Prayer Pastor Expenses		10	-	10
<b>Total direct spending</b>	<b>B2a</b>	<b>60,334</b>	<b>14,620</b>	<b>76,129</b>

## 28 Expenditure on charitable activities - Charitable trading

		Current year	Current year	Current year	Prior Year
		Unrestricted	Restricted	Total Funds	Total Funds
		Funds	Funds		
<i>Current Year</i>		2021	2021	2021	2020
		£	£	£	£
Cost of goods for primary purpose trading - Including movement in stock		623	-	623	442
Training Expenditure		14,696	-	14,696	6,460
Licence Fee Refund		-	-	-	390
Gross wages and salaries - charitable trading activities		36,590	25,054	61,644	56,183
Employers' NI - charitable trading activities		1,552	2,253	3,805	3,636
Defined contribution pension costs - charitable trading activities		385	256	641	281
<b>Total charitable trading costs</b>	<b>B2b</b>	<b>53,846</b>	<b>27,563</b>	<b>81,409</b>	<b>67,392</b>

All the expenditure in the prior year was unrestricted.

## The Ascension Trust

Detailed analysis of income and expenditure for the year ended 31 December 2021 as required by the SORP 2015

<i>Prior Year</i>	Prior Year Unrestricted Funds	Prior Year Restricted Funds	Prior Year Total Funds
	2020 £	2020 £	2020 £
Cost of goods for primary purpose trading - Including movement in stock	442	-	442
Training Expenditure	6,460	-	6,460
Licence Fee Refund	390	-	390
Gross wages and salaries - charitable trading activities	19,851	36,332	56,183
Employers' NI - charitable trading activities	3,636	-	3,636
Defined contribution pension costs - charitable trading activities	281	-	281
<b>Total charitable trading costs</b> B2b	<b>31,060</b>	<b>36,332</b>	<b>67,392</b>

### 29 Expenditure on charitable activities- Grant funding of activities

<i>Current Year</i>	Current year Unrestricted Funds	Current year Restricted Funds	Current year Total Funds	Prior Year Total Funds
	2021 £	2021 £	2021 £	2020 £
Grants made to organisations	-	-	-	3,738
<b>Total grantmaking costs</b> B2c	<b>-</b>	<b>-</b>	<b>-</b>	<b>3,738</b>

### 30 Support costs for charitable activities

<i>Current Year</i>	Current year Unrestricted Funds	Current year Restricted Funds	Current year Total Funds	Prior Year Total Funds
	2021 £	2021 £	2021 £	2020 £
<b>Employee costs not included in direct costs</b>				
Cost of salaries recharged to other organisations	1,707	-	1,707	5,970
Salaries - Administrative staff	125,468	-	125,468	174,794
Defined contribution pension cost - administrative staff	3,346	-	3,346	4,868
Employers' NI - Administrative staff	11,220	-	11,220	15,594
Life Insurance	593	7	600	1,635
<b>Volunteer costs</b>				
Volunteers' expenses	265	-	265	579
<b>Premises Expenses</b>				
Rates and water charges	2,109	26	2,135	3,147
Rent / Service charge	1,012	12	1,024	720
Light heat and power	5,228	64	5,292	5,186
Cleaning and waste management	669	8	677	1,363
Premises repairs, renewals and maintenance	2,267	28	2,295	317
Property insurance	1,154	14	1,168	974
<b>Administrative overheads</b>				
Telephone, fax and internet	7,852	95	7,947	6,362
Postage	178	2	180	439
Stationery and printing	674	8	682	324
Subscriptions	593	7	600	332

## The Ascension Trust

### Detailed analysis of income and expenditure for the year ended 31 December 2021 as required by the SORP 2015

Software licences and expenses	5,537	67	5,604	6,066
Liability and contents insurance	2,058	25	2,083	2,199
Sundry expenses	422	5	427	1,283
Bad Debt & v other write off	-	-	-	4
Travel & Subsistence	682	8	690	462
Entertainment	32	-	32	121
Recruitment Expenses	295	-	295	-
<b>Professional fees paid to advisors other than the auditor or examiner</b>				
Professional fees	360	4	364	364
Consultancy fees	692	8	700	300
<b>Financial costs</b>				
Bank charges	2,885	35	2,920	2,833
Depreciation & Amortisation in total for	8,728	174	8,902	8,399
Bank interest payable	584	7	591	1,439

<b>Support costs before reallocation</b>	<b>186,610</b>	<b>604</b>	<b>187,214</b>	<b>246,073</b>
--	----------------	------------	----------------	----------------

<b>Total support costs - Current Year</b>	<b>186,610</b>	<b>604</b>	<b>187,214</b>	<b>246,073</b>
---	----------------	------------	----------------	----------------

The basis of allocation of costs between activities is described under accounting policies

	Current year Unrestricted Funds	Current year Restricted Funds	Prior Year Total Funds
	2021	2021	2020
	£	£	£

#### **Prior Year**

#### **Employee costs not included in direct costs**

Cost of salaries recharged to other organisations	-	5,970	5,970
Salaries - Administrative staff	150,171	24,623	174,794
Defined contribution pension cost - administrative staff	4,606	262	4,868
Employers' NI - Administrative staff	14,632	962	15,594
Life Insurance	1,619	16	1,635

#### **Premises Expenses**

Rates and water charges	3,116	31	3,147
Rent / Service charge	713	7	720
Light heat and power	5,134	52	5,186
Cleaning and waste management	1,349	14	1,363
Premises repairs, renewals and maintenance	314	3	317
Property insurance	964	10	974

#### **Administrative overheads**

Telephone, fax and internet	6,298	64	6,362
Postage	435	4	439
Stationery and printing	321	3	324
Subscriptions	329	3	332
Software licences and expenses	6,005	61	6,066
Liability and contents insurance	2,177	22	2,199
Sundry expenses	1,270	13	1,283
Travel & Subsistence	457	5	462
Entertainment	120	1	121

## The Ascension Trust

### Detailed analysis of income and expenditure for the year ended 31 December 2021 as required by the SORP 2015

#### Professional fees paid to advisors

Professional fees	360	4	364
Consultancy fees	297	3	300

#### Financial costs

Bank charges	2,805	28	2,833
Depreciation & Amortisation in total for	8,315	84	8,399
Bank interest payable	1,425	14	1,439

#### Support costs before reallocation

213,815	32,259	246,073
---------	--------	---------

#### Total support costs - Prior Year

213,815	32,259	246,073
---------	--------	---------

The basis of allocation of costs between activities is described under accounting policies

### 31 Other Expenditure - Governance costs

	Current year Unrestricted Funds	Current year Restricted Funds	Current year Total Funds	Prior Year Total Funds
	2021	2021	2021	2020
	£	£	£	£
Independent Examiner's fees	1,800	-	1,800	3,600
Legal Fees	314	-	314	35
Professional & Consultancy Fee	1,417	-	1,417	-
<b>Total Governance costs</b>	<b>3,531</b>	<b>-</b>	<b>3,531</b>	<b>3,635</b>

All the expenditure in the prior year was unrestricted.

### 32 Total Charitable expenditure

		Current year Unrestricted Funds	Current year Restricted Funds	Current year Total Funds	Prior Year Total Funds
		2021	2021	2021	2020
		£	£	£	£
Total direct spending	<b>B2a</b>	53,825	16,612	70,437	76,129
Total charitable trading costs	<b>B2b</b>	53,846	27,563	81,409	67,392
Total grantmaking costs	<b>B2c</b>	-	-	-	3,738
Total support costs	<b>B2d</b>	186,610	604	187,214	246,073
Total Governance costs	<b>B2e</b>	3,531	-	3,531	3,635
<b>Total charitable expenditure</b>	<b>B2</b>	<b>297,812</b>	<b>44,779</b>	<b>342,591</b>	<b>396,967</b>

#### Prior Year

		Prior Year Unrestricted Funds	Prior Year Restricted Funds	Prior Year Total Funds
		2020	2020	2020
		£	£	£
Total direct spending	<b>B2a</b>	60,334	14,620	76,129
Total charitable trading costs	<b>B2b</b>	31,060	36,332	67,392
Total grantmaking costs	<b>B2c</b>	3,738	-	3,738
Total support costs	<b>B2d</b>	213,815	32,259	246,073
Total Governance costs	<b>B2e</b>	3,635	-	3,635
<b>Total charitable expenditure</b>	<b>B2</b>	<b>312,582</b>	<b>83,211</b>	<b>396,967</b>

### 33 Expenditure on raising funds and costs of investment management

The Ascension Trust

Detailed analysis of income and expenditure for the year ended 31 December 2021 as required by the SORP 2015

<i>Current Year</i>		Current year Unrestricted Funds	Current year Restricted Funds	Current year Total Funds	Prior Year Total Funds
		2021 £	2021 £	2021 £	2020 £
Five2Medics		76,345	-	76,345	800
Total fundraising costs	B1	<u>76,345</u>	<u>-</u>	<u>76,345</u>	<u>800</u>

All the expenditure in the prior year was unrestricted.

## The Ascension Trust

Activity analysis of Income and expenditure for the for the year ended 31 December 2021

*This analysis is classified by activity and not by conventional nominal descriptions.*

### 34 Analysis of income by activity

Activity	SOFA ref	2021 £	2020 -
<b>Income from charitable activities</b>			
Training		27,449	30,012
Other Primary Purpose Trading		1,329	941
Pastors Projects		212,458	179,290
Other charitable activities		28,284	-
<b>Total Income from charitable activities</b>	<b>A2</b>	<b>269,521</b>	<b>210,242</b>
<b>Income from other, non charitable, trading activities</b>			
Fundraising activities		826	1,868
Non charity Trading Activity 1		17,836	27,723
<b>Total Income from other, non charitable, trading activities</b>	<b>A3</b>	<b>18,662</b>	<b>29,591</b>
<b>Summary of Total Income, including the items above</b>			
Charitable activities	A2	269,521	210,242
Other activities	A3	18,662	29,591
Donations & Legacies	A1	426,149	169,581
Investment income	A4	339	411
Other income	A5	57	4,608
<b>Total income as shown in the SOFA</b>	<b>A</b>	<b>714,728</b>	<b>414,433</b>
<b>Categories of income</b>			
Income from exchange transactions		714,728	414,433

### 35 Analysis of charitable expenditure by activity

Activity	Direct costs	Support costs	Grant funding of activities	Total	Total
	2021 £	2021 £	2021 £	2021 £	2020 £
<b>Training</b>					
Charitable trading costs	14,696	-	-	14,696	6,460
Employee costs not included in direct cos	-	14,021	-	14,021	18,441
Volunteer costs	-	26	-	26	58
Premises expenses	-	378	-	378	234
Administrative overheads	-	556	-	556	352
Professional fees	-	32	-	32	13
Financial costs	-	372	-	372	253
<b>Total Training</b>	<b>14,696</b>	<b>15,385</b>	<b>-</b>	<b>30,081</b>	<b>25,811</b>

## The Ascension Trust

### Activity analysis of Income and expenditure for the for the year ended 31 December 2021

	Direct costs	Support costs	Grant funding of activities	Total	Total
	2021	2021	2021	2021	2020
	£	£	£	£	£
<b>Other Primary Purpose Trading</b>					
Charitable trading costs	623	-	-	623	442
Employee costs not included in direct cos	-	-	-	-	33
<b>Total Other Primary Purpose Trading</b>	<b>623</b>	<b>-</b>	<b>-</b>	<b>623</b>	<b>475</b>

	Direct costs	Support costs	Grant funding of activities	Total	Total
	2021	2021	2021	2021	2020
	£	£	£	£	£
<b>Pastors Projects</b>					
Direct costs	53,825	-	-	53,825	60,334
Charitable trading costs	19,899	-	-	19,899	60,490
Employee costs not included in direct cos	-	126,605	-	126,605	156,440
Volunteer costs	-	238	-	238	486
Premises expenses	-	12,062	-	12,062	11,004
Administrative overheads	-	17,763	-	17,763	16,536
Professional fees	-	1,019	-	1,019	624
Financial costs	-	11,824	-	11,824	11,912
Grantmaking costs	-	-	-	-	3,738
<b>Total Pastors Projects</b>	<b>73,724</b>	<b>169,511</b>	<b>-</b>	<b>243,235</b>	<b>321,564</b>

	Direct costs	Support costs	Grant funding of activities	Total	Total
	2021	2021	2021	2021	2020
	£	£	£	£	£
<b>Restricted Charitable activities</b>					
Direct costs	16,612	-	-	16,612	15,795
Charitable trading costs	13,309	-	-	13,309	-
Employee costs not included in direct cos	-	1,714	-	1,714	16,833
Premises expenses	-	151	-	151	117
Administrative overheads	-	223	-	223	176
Professional fees	-	13	-	13	7
Financial costs	-	217	-	217	127
<b>Total Restricted Charitable activities</b>	<b>29,921</b>	<b>2,318</b>	<b>-</b>	<b>32,239</b>	<b>33,055</b>

	Direct costs	Support costs	Grant funding of activities	Total	Total
	2021	2021	2021	2021	2020
	£	£	£	£	£
<b>Other charitable activities</b>					
Charitable trading costs	32,882	-	-	32,882	11,114
Volunteer costs	-	-	-	-	35
Premises expenses	-	-	-	-	351
Administrative overheads	-	-	-	-	528
Professional fees	-	-	-	-	20
Financial costs	-	-	-	-	380
<b>Total Other charitable activities</b>	<b>32,882</b>	<b>-</b>	<b>-</b>	<b>32,882</b>	<b>12,428</b>



## The Ascension Trust

### Activity analysis of Income and expenditure for the for the year ended 31 December 2021

#### Summary of charitable costs by activity

	Direct costs	Support costs	Grant funding of activities	Total	Total
	2021 £	2021 £	2021 £	2021 £	2020 £
Total Training	14,696	15,385	-	30,081	25,811
Total Other Primary Purpose Trading	623	-	-	623	475
Total Pastors Projects	73,724	169,511	-	243,235	321,564
Total Restricted Charitable activities	29,921	2,318	-	32,239	33,055
Total Other charitable activities	32,882	-	-	32,882	12,428
Total Governance costs as detailed in Note 31	-	3,531	-	3,531	3,635
<b>Total charitable expenditure</b>	<b>151,846</b>	<b>190,745</b>	<b>-</b>	<b>342,591</b>	<b>396,967</b>

The basis of allocation of costs between activities is described under accounting policies

The breakdown of this expenditure by type of spending (ie nominal classification) is detailed in note 32

#### Analysis of support and governance costs by charitable activities

Activity	Governance	Finance	Human Resources	Other Overheads	Total
Training	-	372	14,047	966	15,385
Pastors Projects	3,531	11,824	126,843	30,844	173,042
Restricted Charitable activities	-	217	1,714	387	2,318
<b>Grand Total</b>	<b>3,531</b>	<b>12,413</b>	<b>142,604</b>	<b>32,197</b>	<b>190,745</b>

#### Summary of grant making by activity

	Grants to institutions	Grants to individuals	Support costs	Total	Total
	2021 £	2021 £	2021 £	2021 £	2020 £
Pastors Projects	-	-	-	-	3,738
	-	-	-	-	3,738

Fuller details of grants made and related costs, including support costs, are shown in note 29.

### 36 Analysis of non charitable expenditure by activity

<i>Fundraising activities</i>	Fundraising activities	Fundraising activities
	2021 £	2020 £
Five2Medics	76,345	800
<i>Governance costs</i>	Governance costs	Governance costs
	2021 £	2020 £
Other Expenditure - Governance costs as detailed in Note 31	3,531	3,635
<b>Total non-charitable expenditure</b>	<b>76,345</b>	<b>800</b>
Total costs of Fundraising activities	76,345	800
<b>Total non-charitable expenditure</b>	<b>76,345</b>	<b>800</b>