

CRANLEIGH RIDING FOR THE DISABLED ASSOCIATION GROUP

England & Wales · Charity number 1125242

Details

Status Registered

Legal form Charitable company

Company number [06603028](#)

Registered 2008-07-29

Register [View on the Charity Commission register](#)

Contact

Address Casis Farm
Rowly Drive
Cranleigh
GU6 8PL

Phone 01483222429

Website www.cranleighrdagroup.co.uk

Activities

Objects: TO PROMOTE THE OBJECTS OF THE RIDING FOR THE DISABLED ASSOCIATION INCORPORATING CARRIAGE DRIVING A CHARITY REGISTERED UNDER CHARITY NUMBER 244108 ('RDA') BY PROVIDING DISABLED PEOPLE WITH THE OPPORTUNITY TO RIDE AND/OR TO CARRIAGE DRIVE TO BENEFIT THEIR HEALTH AND WELL BEING IN THE CRANLEIGH AREA.

Activities: Providing horse riding for disabled children and adults

Classification

- **How:** Provides Services
- **What:** Education/training, Disability, Amateur Sport, Animals
- **Who:** Children/young People, People With Disabilities

Geography

- Area of benefit: CRANLEIGH
- Surrey

Finances

Period end	Income	Expenditure	Assets	Employees
2025-03-31	£64,920	£90,132	-	-
2024-03-31	£78,776	£97,857	-	-
2023-03-31	£93,434	£88,483	-	-
2022-03-31	£59,630	£65,814	-	-
2021-03-31	£53,118	£59,098	-	-

Trustees

Name	Role	Appointed
Alastair MacDonald		2023-09-20
Anthea Dickson		2019-11-01
Catherine Ivie		2011-11-07
LIZ HARRISON		2008-05-20
Mark Fidling		2022-10-14
Richard Lane		2019-12-06

CRANLEIGH RIDING FOR THE DISABLED ASSOCIATION GROUP

England & Wales - Charity number 1125242

Accounts

**Cranleigh Riding for the Disabled Association Group
Company Limited by Guarantee**

Financial Statements for the year ended 31 March 2025

Cranleigh Riding for the Disabled Association Group

Company Limited by Guarantee

Financial Statements

31 March 2025

Company Registration Number: 06603028

Charity Number: 1125242

Contents

Trustees' Annual Report	1-3
Independent Examiner's Report	4
Statement of Financial Activities	5
Balance Sheet	6
Notes	7-11
Detailed Statement of Financial Activities	12

Trustees' Annual Report

The trustees, who are also directors for the purposes of company law, present their report and the unaudited financial statements of the company for the year ended 31 March 2025.

The financial statements comply with the Charities Act 2011, the Companies Act 2006, the Memorandum and Articles of Association, and Accounting and Reporting by Charities: Statement of Recommended Practice applicable to charities preparing their accounts in accordance with the Financial Reporting Standard for Smaller Entities.

OBJECTIVES AND ACTIVITIES

The objects of the charity are to promote the objects of the Riding for the Disabled Association Incorporating Carriage Driving, a charity registered under charity number 244108, by providing disabled people with the opportunity to ride and/or to carriage drive to benefit their health and well-being in the Cranleigh area.

We have referred to the guidance contained in the Charity Commission's general guidance on public benefit when reviewing our aims and objectives and in planning our future activities. We believe that the charity provides public benefit by delivering riding opportunities for disabled people.

The trustees intend to carry on activities in similar fashion.

Chairman's Report

The year has sometimes felt like a game of snakes and ladders, with a few setbacks but fortunately more positives, particularly in recent months.

This was especially the case with our herd of ponies and horses. Having welcomed Percy, Romeo, and Woody on loan, the latter two, along with Casper, returned to their owners for different reasons. Unfortunately, while with us, Woody sustained a bad accident in the autumn storms, which put him in hospital and left us with a not insignificant bill for his treatment. We have now purchased Percy and we are also looking to purchase another horse – both purchases possible due to generous bequests and donations we have received this year, so our thanks to those donors.

We are delighted to have had several new coaches qualify during the year, so my congratulations to them and thanks to all our existing coaches who helped them over the line. Our new Volunteer Welcome Team has done an outstanding job since its formation, meeting over 40 people and recruiting some half of those already. With some ongoing discussions, we hope to see some more new faces. A warm welcome to all our new volunteers and thanks to the Team.

Our 'Tea with a Pony' pilot for people experiencing dementia proved a great success and we are aiming to expand it further, so thanks to the team involved with this innovative initiative. Once again, the Sponsored Fun Ride on Good Friday saw Cranleigh RDA at its very best, with so many volunteers giving up their day to help us raise over £12,000, despite having fewer guest riders this year. Well done, and thanks to everyone involved with the event.

A special mention to two volunteers who were recognised at RDA National level: Mary Biggs, recipient of the President's Award for unparalleled dedication and service for three

Financial Statements for the year ended 31 March 2025

decades or more, which was presented to Mary personally by RDA President, the Princess Royal; and Kim Balchin, recipient of the New Coach of the Year Award. Congratulations to both.

Overall, we have made very good progress as an organisation with our aims of increasing the number of coaches; identifying more sources of income; and engaging more actively and frequently with our entire community of volunteers. But there is still more work to do!

But let me finish by expressing my sincere thanks to:

- Nikki Kelso, who stepped down from the Board for health reasons. We wish her well.
- The stable management team, for their hard work 365 days a year.
- Our coaches and organisers for managing our programme so effectively.
- All our volunteers, the beating heart of Cranleigh RDA, for their dedication.
- All our donors and supporters, for their generosity.
- My fellow Board members, for their support and contributions to every aspect of running Cranleigh RDA.

I look forward to us all continuing to work together throughout 2025-26 and beyond, especially to what will be our Diamond Jubilee Year in 2027.

FINANCIAL REVIEW

During the year we have continued to receive many generous donations from numerous sources, and these remain essential to the continued operation of the group. This year we have seen a reduction in our overall income to £65k (2024: £78.8k) this is in large part due to the fact that in the prior year we received several large "one off" donations which have not been repeated this year.

Riding donations have seen an increase for the first time since before the pandemic. This is due mainly to an increase in our suggested donation from riders which was implemented from January 2025. As this increase applies to only one term, we are hopeful that a further increase will be seen in the next financial year. This was supported by donations from non-riding sessions, such as Tea with a Pony, which were run for the first time during the summer holidays. The annual Sponsored Ride was once again a great success and raised in excess of £11k, which remains a very welcome boost to our overall income,

We continue to see increases in some costs, especially some of those relating directly to the care and welfare of our horses. Vet fees have increased significantly to £13.8k (2024: £8.5k), although £3.5k of this relates to the treatment for the unfortunate injury to Woody. We have not purchased any horses during the year, although we did receive £2.5k from the sale of Cookie. Administration costs continue to be tightly controlled, and we were fortunate not to see any repetition of the large repair bill we incurred in the previous year. Premises expenses included replacement of some of the fences in the summer fields at a cost of around £5k and we anticipate that the remaining fences will be replaced in the coming year.

**Cranleigh Riding for the Disabled Association Group
Company Limited by Guarantee**

Financial Statements for the year ended 31 March 2025

The profit and loss statement for the period shows net loss of £25,213 (2023 net loss £18,981). Total funds at the end of the period totalled £836,232 (2024: £861,346). Cash balances have reduced to £77,661 (2023: £87,899). Total expenditure (excluding depreciation) in 2024 was £74,475 (2024: £82,199). It is the trustees' policy to maintain sufficient reserves to cover 12 months' expenditure, and this level of cover has been met, albeit with reduced headroom compared to previous years

The trustees meet on a regular basis to review the charity's financial position: expenditure is being tightly managed and fundraising activities are ongoing.

Given all the circumstances, the trustees consider the Group remains adequately funded to continue its operations.

STRUCTURE, GOVERNANCE AND MANAGEMENT

The charity is constituted as a company limited by guarantee and is therefore governed by a memorandum and articles of association. The directors of the company are also trustees of the charity. Eligibility for membership of the charity and membership of the board of trustees is governed by the memorandum and articles of association. There are no restrictions in the governing document on the operation of the charity or on its investment powers, other than those imposed by general charity law. New trustees are identified in relation to the knowledge and skills that they can bring to the charity's activities.

REFERENCE AND ADMINISTRATIVE DETAILS

Registered charity name	Cranleigh Riding for the Disabled Association Group
Charity registration number	1125242
Company registration number	06603028
Principal and registered office	Casi's Farm Rowly Drive Cranleigh Surrey GU6 8PL


Trustees, all of whom served the company throughout the period, were as follows:

Alastair McDonald (Chair)
Cass Ivie (Secretary)
Mark Fidling (Treasurer)
Anthea Dickson
Liz Harrison
Dick Lane
Nicola Kelso

Independent examiner	Bernard Brace FCCA 52-53 Smithbrook Kilns Cranleigh Surrey GU6 8JJ
----------------------	--

Bernard Brace has been re-appointed as independent examiner for the ensuing year.

Signed on behalf of the trustees.



Mark Fidling
Director and trustee

14th NOVEMBER 2025

INDEPENDENT EXAMINER'S REPORT

TO THE MEMBERS OF CRANLEIGH RIDING FOR THE DISABLED ASSOCIATION GROUP

I report on the accounts of the company for the year ended 31 March 2025 which are set out on pages 1 to 12.

RESPECTIVE RESPONSIBILITIES OF TRUSTEES AND EXAMINER

The trustees (who are also the directors of Cranleigh Riding for the Disabled Association Group for the purposes of company law) are responsible for the preparation of the accounts. The trustees consider that an audit is not required for this year under section 144(2) of the Charities Act 2011 (the 2011 Act) and that an independent examination is needed.

Having satisfied myself that the company is not subject to audit under company law and is eligible for independent examination, it is my responsibility to:

- examine the accounts under section 145 of the 2011 Act;
- follow the procedures laid down in the general Directions given by the Charity Commission under section 145(5)(b) of the 2011 Act; and
- state whether particular matters have come to my attention.

BASIS OF INDEPENDENT EXAMINER'S REPORT

My examination was carried out in accordance with the general Directions given by the Charity Commission. An examination includes a review of the accounting records kept by the company and a comparison of the accounts presented with those records. It also includes consideration of any unusual items or disclosures in the accounts and seeking explanations from you as trustees concerning any such matters. The procedures undertaken do not provide all the evidence that would be required in an audit and consequently no opinion is given as to whether the accounts present a 'true and fair view' and the report is limited to those matters set out in the statement below.

INDEPENDENT EXAMINER'S STATEMENT

In connection with my examination, no matter has come to my attention:

1. which gives me reasonable cause to believe that in any material respect the requirements:
 - to keep accounting records in accordance with section 386 of the Companies Act 2006; and
 - to prepare accounts which accord with the accounting records, comply with the accounting requirements of section 396 of the Companies Act 2006 and with the methods and principles of the Statement of Recommended Practice: Accounting and Reporting by Charities

have not been met; or

2. to which, in my opinion, attention should be drawn in order to enable a proper understanding of the accounts to be reached.

Bernard Brace FCCA

52-53 Smithbrook Kilns
Cranleigh, Surrey, GU6 8JJ
Independent examiner



14th NOVEMBER 2025

STATEMENT OF FINANCIAL ACTIVITIES
(Incorporating the Income and Expenditure Account)

	Note	2025			2024
		Unrestricted Funds £	Restricted Funds £	Total Funds £	Total Funds £
<i>Income from:</i>					
Donations and legacies	2	25,146	-	25,146	34,620
Charitable activities	3	24,249	-	24,249	20,084
Other trading activities	4	14,896	-	14,896	23,561
Investments	5	628	-	628	511
Total Income		64,919	-	64,919	78,776
<i>Expenditure on:</i>					
Raising funds	6	754	-	754	1,305
Charitable activities	7/8	89,378	-	89,378	96,452
Premises improvements		-	-	-	-
Total Expenditure		90,132	-	90,132	97,757
Net Income / (Expenditure)		(25,213)	-	(25,213)	(18,981)

The Statement of Financial Activities includes all gains and losses recognised in the year.
All of the above amounts relate to continuing activities.

**Cranleigh Riding for the Disabled Association Group
Company Limited by Guarantee**

Financial Statements for the year ended 31 March 2025

BALANCE SHEET


		2025	2024
	Note	£	£
Fixed Assets			
Tangible Assets	11	756,548	772,205
		756,548	772,205
Current Assets			
Debtors	12	2,022	1,340
Cash at Bank		77,662	87,889
		79,684	89,239
Liabilities			
Creditors: Amounts falling due within one year	13	-	-
Net Current Assets		79,684	89,239
Total Assets less Current Liabilities		836,232	861,445
Net Assets		836,232	861,445
Funds			
Restricted Income Funds			
Unrestricted Income Funds	15	836,232	861,445
Total Funds		836,232	861,445

For the year ended 31 March 2025 the company was entitled to exemption from audit under section 477 of the Companies Act (2006) relating to small companies.

Trustees' responsibilities:

- The members have not required the company to obtain an audit of its accounts for the year in question in accordance with section 476; and
- The Trustees acknowledge their responsibilities for complying with the requirements of the Act with respect to accounting records and the preparation of accounts.

These financial statements were approved by the members of the Board and authorised for issue on date and are signed on their behalf by:



Mark Fiddling
Director and trustee

14th NOVEMBER 2025

Company registration Number: 06603028

The Notes on Pages 7 to 12 form part of these Financial Statements.

NOTES

1. ACCOUNTING POLICIES

Basis of accounting

The financial statements have been prepared in accordance with Accounting and Reporting by Charities: Statement of Recommended Practice applicable to charities preparing their accounts in accordance with the Financial Reporting Standard for Smaller Entities published on 16 July 2014, the Financial Reporting Standard for Smaller Entities (effective January 2015) and the Companies Act 2006. Assets and liabilities are initially recognised at historical cost or transaction value except for investments which are included at market value.

Fund accounting

Funds are split between unrestricted and restricted funds. Restricted funds are funds where the donor determined the way in which the charity should apply the funds.

Fixed assets

Tangible fixed assets are measured at cost less accumulated depreciation and any accumulated impairment losses.

The cost shown in the accounts for freehold land is the historical cost at which it was inherited by the charity (from the previously unincorporated charity in 2009).

Depreciation is calculated to write down the cost less estimated residual value of all tangible fixed assets, other than freehold land, over their expected useful lives using the straight-line method. The rates applicable are:

Freehold buildings	50 years (and starting in the year after acquisition)
Equipment (tack)	the directors believe that the net realisable value is at least equal to historic cost, and so is not depreciated.
Motor vehicles	4 years

Stocks

Stocks are valued at the lower of cost and net realisable value, after making due allowance for obsolete and slow moving items.

**Cranleigh Riding for the Disabled Association Group
Company Limited by Guarantee**

Financial Statements for the year ended 31 March 2025

2. INCOME FROM DONATIONS AND LEGACIES

	Unrestricted Funds £	Restricted Funds £	Total Funds 2025 £	Total Funds 2024 £
Donations	22,251	-	22,251	34,620
Grants	2,895	-	2,895	-
	25,146	-	25,146	34,620

3. INCOME FROM CHARITABLE ACTIVITIES

	Unrestricted Funds £	Restricted Funds £	Total Funds 2025 £	Total Funds 2024 £
Voluntary Donations from Riders	24,249	-	24,249	20,084
	24,249	-	24,249	20,084

The charity does ask riders for a donation to help with costs: however, this is entirely voluntary, and services are provided regardless of whether or not a donation is received.

4. INCOME FROM OTHER TRADING ACTIVITIES

	Unrestricted Funds £	Restricted Funds £	Total Funds 2025 £	Total Funds 2024 £
Shop income	980	-	980	1,064
Sponsored Ride	11,020	-	11,020	11,149
Other Fund-Raising events	-	-	-	10,303
Sale of a Pony	2,500	-	2,500	-
Other activities for generating funds	396	-	396	1,045
	14,896	-	14,896	23,561

5. INCOME FROM INVESTMENTS

	Unrestricted Funds £	Restricted Funds £	Total Funds 2025 £	Total Funds 2024 £
Bank interest	628	-	628	511
	628	-	628	511

Financial Statements for the year ended 31 March 2025

6. EXPENDITURE ON RAISING FUNDS

	Unrestricted Funds £	Restricted Funds £	Total Funds 2025 £	Total Funds 2024 £
Shop costs	48	-	48	731
Fundraising costs	671	-	671	514
Bank charges	35	-	35	60
	754	-	754	1,304

7. EXPENDITURE ON CHARITABLE ACTIVITIES BY ACTIVITY TYPE

	Riding Facilities £	Total 2025 £	Total 2024 £
Provision of riding facilities	73,721	73,721	71,795
Purchase of horses	-	-	9,000
Depreciation	15,657	15,657	15,657
	89,378	89,378	96,452

8. SUMMARY ANALYSIS OF EXPENDITURE AND RELATED INCOME FOR CHARITABLE ACTIVITIES

	Providing Riding Opportunities £	Total 2025 £	Total 2024 £
Voluntary donations from riders	24,249	24,249	20,084
Provision of riding facilities	(73,721)	(73,721)	(71,795)
Purchase of horses	-	-	(9,000)
	(49,472)	(49,472)	(46,907)
Depreciation	(15,657)	(15,657)	(15,657)
Net expenditure on charitable activities	(65,129)	(65,129)	(76,368)

Expenditure on charitable activities includes Depreciation of £15,657 (2024: £15,657) which is a non-cash item. The underlying (cash) net expenditure is funded by voluntary contributions from riders, fundraising activities (eg the annual sponsored ride), grants and donations.

**Cranleigh Riding for the Disabled Association Group
Company Limited by Guarantee**

Financial Statements for the year ended 31 March 2025

9. STAFF COSTS AND EMOLUMENTS

	Total 2025 £	Total 2024 £
Total staff costs were as follows:		
Wages and salaries, incl National Insurance and pension	21,342	20,059
	<u>21,342</u>	<u>20,059</u>

Particulars of employees:

The average monthly headcount was 1 (2024:1) and the average number of employees during the year, calculated on the basis of full-time equivalents was as follows:

	2025	2024
Number of management staff	<u>1</u>	<u>1</u>

No employee received remuneration of more than £60,000 during the year (2024: None).

10. TANGIBLE FIXED ASSETS

	Freehold Land £	Freehold Buildings £	Equipment £	Motor Vehicles £	Total £
Cost					
At 1 April 2024	79,286	782,862	4,000	6,420	872,568
Additions	-	-	-	-	-
Disposals	-	-	-	-	-
At 31 March 2025	<u>79,286</u>	<u>782,862</u>	<u>4,000</u>	<u>6,420</u>	<u>872,568</u>
Depreciation					
At 1 April 2024	-	93,943	-	6,420	116,020
In Year	-	15,657	-	-	-
At 31 March 2025	<u>-</u>	<u>109,600</u>	<u>-</u>	<u>6,420</u>	<u>116,020</u>
Net Book Value					
At 31 March 2024	79,286	688,920	4,000	-	772,205
At 31 March 2025	<u>79,286</u>	<u>673,262</u>	<u>4,000</u>	<u>-</u>	<u>756,548</u>

11. DEBTORS

	2025 £	2024 £
Trade debtors	-	-
Other debtors	-	-
Prepayments	2,022	1,341
	<u>2,022</u>	<u>1,341</u>

12. CREDITORS: Amounts falling due within one year

Financial Statements for the year ended 31 March 2025

	2025 £	2024 £
Trade creditors	-	1200
Short term loans	-	-
	<u>-</u>	<u>1,291</u>

13. COMPANY LIMITED BY GUARANTEE

The company is incorporated under the Companies Act 1985 and is limited by guarantee, each member having undertaken to contribute such amounts not exceeding £1 as may be required in the event of the company being wound up whilst he or she is still a member or within one year thereafter.

**The following page does not form part of
the statutory financial statements which are
the subject of the independent examiner's report on Page 4.**

**Cranleigh Riding for the Disabled Association Group
Company Limited by Guarantee**

Financial Statements for the year ended 31 March 2025

DETAILED STATEMENT OF FINANCIAL ACTIVITIES

This statement does not form part of the statutory financial statements which are the subject of the independent examiner's report on Page 4.

	Note	2025			2024
		Unrestricted Funds £	Restricted Funds £	Total Funds £	Total Funds £
<u>Income from:</u>					
Donations		22,251	-	22,251	34,620
Grants		2,895	-	2,895	-
Donations and legacies	2	25,146	-	25,146	34,620
Voluntary contributions from riders		24,249	-	24,249	20,084
Charitable activities	3	24,249	-	24,249	20,084
Shop income		980	-	980	1,064
Fundraising – Sponsored Ride		11,022	-	11,022	11,148
Fundraising – Other activities					10,302
Sale of pony		2,500	-	2,500	-
Other activities for generating funds		395	-	395	1,045
Other trading activities	4	14,897	-	14,897	23,561
Investments	5	628	-	628	511
Total Income		64,920	-	64,920	78,776
<u>Expenditure on:</u>					
Shop costs		48	=	48	731
Fundraising costs		671	-	671	514
Bank charges		35	-	35	60
Raising funds	6	754	-	754	1,304
Total staff costs		21,342	-	21,342	20,059
Bedding		2,839	-	2,839	1,670
Hay, feed, supplements etc		6,364	-	6,364	5,189
Farrier		6,620	-	6,620	6,058
Vet, physio, dentist etc		13,790	-	13,790	8,550
Tack and equipment		1,832	-	1,832	4,173
Teaching and training		742	-	742	310
Horse purchases		-	-	-	9,000
Repairs and maintenance		9,266	-	9,266	14,903
Electricity and Water		4,162	-	4,162	4,406
Insurance and subscriptions		5,056	-	5,056	5,093
Office expenses		1,324	-	1,324	1,124
Advertising		-	-	-	191
Transport and travel costs		384	-	384	-
Depreciation of buildings		15,657	-	15,657	15,657
Charitable activities	7	89,378	-	89,378	97,857
Premises improvements		-	-	-	-
Total Expenditure		90,132	-	90,132	97,857
Net Income / (Expenditure)		(25,213)	-	(25,213)	(18,981)

CRANLEIGH RIDING FOR THE DISABLED ASSOCIATION GROUP

England & Wales - Charity number 1125242

Accounts

**Cranleigh Riding for the Disabled Association Group
Company Limited by Guarantee**

Financial Statements for the year ended 31 March 2024

Cranleigh Riding for the Disabled Association Group

Company Limited by Guarantee

Financial Statements

31 March 2024

Company Registration Number: 06603028

Charity Number: 1125242

**Cranleigh Riding for the Disabled Association Group
Company Limited by Guarantee**

Financial Statements for the year ended 31 March 2024

Contents

Trustees' Annual Report	1-3
Independent Examiner's Report	4
Statement of Financial Activities	5
Balance Sheet	6
Notes	7-11
Detailed Statement of Financial Activities	12

Trustees' Annual Report

The trustees, who are also directors for the purposes of company law, present their report and the unaudited financial statements of the company for the year ended 31 March 2024.

The financial statements comply with the Charities Act 2011, the Companies Act 2006, the Memorandum and Articles of Association, and Accounting and Reporting by Charities: Statement of Recommended Practice applicable to charities preparing their accounts in accordance with the Financial Reporting Standard for Smaller Entities.

OBJECTIVES AND ACTIVITIES

The objects of the charity are to promote the objects of the Riding for the Disabled Association Incorporating Carriage Driving, a charity registered under charity number 244108, by providing disabled people with the opportunity to ride and/or to carriage drive to benefit their health and well-being in the Cranleigh area.

We have referred to the guidance contained in the Charity Commission's general guidance on public benefit when reviewing our aims and objectives and in planning our future activities. We believe that the charity provides public benefit by delivering riding opportunities for disabled people.

The trustees intend to carry on activities in similar fashion.

Chairman's Report

Since I took over as Chair at the last AGM have certainly flown by quickly. During that time, it has been a pleasure and a privilege to learn more about our activities, get to know more volunteers, and see how they bring so much joy to our riders.

Highlights for me include the Christmas event we held to bring together everyone associated with Cranleigh RDA; attending the Cranleigh Golf Club presentation evening to receive a cheque for over £10,000, raised by their 2023 Captains; and getting involved, albeit in a small way, in the annual Sponsored Ride on Good Friday, which raised over £11,000 for our funds.

As you will see in the Treasurer's Report, we are in a reasonably healthy financial position at present. However, the Board is very conscious of our running costs increasing while our rider income has been falling. As reported last year, we are still short of coaches, although we have increased the number of trainee coaches in the pipeline. Consequently, we have agreed three ongoing priorities we all need to work on together:

- Increase the number of coaches, to enable us to run more sessions in the medium term and ultimately grow rider income.
- Identify more sources of income through sponsorship, grants, and foundations.
- Engage more actively and frequently with our entire community of volunteers, to recognise and thank them for their contributions.

So, we continue to thrive but must be aware of the challenges we face. Let me finish, however, on a positive note by expressing my sincere thanks to:

- Mary Stokes and Sarah Matthews, my predecessors as Chair, for their stewardship of Cranleigh RDA through a difficult period.
- Maggie Bradley, who stepped down from the Board in February, for her contribution while a Board member.
- The stable management team, for their hard work in keeping our horses in great shape, 365 days a year.

Financial Statements for the year ended 31 March 2024

- The Coaches and Organisers Committee, for continually developing and managing an outstanding programme for all our riders.
- All our volunteers, the beating heart of Cranleigh RDA, for their dedication.
- All our donors and supporters, for their generosity.
- My fellow Board members, for their support in helping me settle into my role.

I look forward to us all continuing to work together to provide life-enhancing opportunities for riders with disabilities throughout 2024-25 and beyond.

FINANCIAL REVIEW

The Group has seen a reduction of rider numbers and rider donations compared to last year. This is mainly a result of fewer riding sessions being run, which in turn results from having fewer coaches. Riding donations totally £20.1k compared to £24.1k for the previous year, which is a fall of c19%. However annual rider donations are still running at c£14k below pre-Covid levels, and, given the issues currently faced in maintaining the number of sessions held, it is unlikely that we will return to historical levels within the near future.

During the year we were very fortunate to receive significant donations of £10.3k from the Cranleigh Golf club together with a donation of £8.6k from one of our volunteers who raised this through their employer's sponsorship scheme. These, together with many other generous donations, have given our cash reserves a welcome boost. This year the Easter sponsored ride was very well supported and it raised over £11k, up from £8.6k in the prior year.

An increase in some costs has been seen, especially some of those relating directly to the care and welfare of our horses, such as vet and farrier fees. We purchased two new horses during the year, Jet and Rupert, at a cost of £7k and £2,5k respectively. Administration costs have been tightly controlled, although during the year we incurred several unexpected premises costs, including repairs to the hoist and ramp and replacing the grader, which between them cost £7.8k. The profit and loss statement for the period the shows net expenditure of £19,081 (2023 net income £4,951).

Total funds at the end of the period were £861,346 (2023: £880,427). Cash balances have reduced to £87,899 (2023: £92,523). Total expenditure (excluding depreciation) in 2024 was £82,199 (2023: £72,826). Cash reserves are sufficient to cover 12 months' expenditure (2023: 15 months). It is the trustees' policy to maintain sufficient reserves to cover 12 months' expenditure.

The trustees meet on a regular basis to review the charity's financial position: expenditure is being tightly managed and fundraising activities are ongoing.

Given all the circumstances, the trustees consider the Group remains adequately funded to continue its operations.

STRUCTURE, GOVERNANCE AND MANAGEMENT

The charity is constituted as a company limited by guarantee and is therefore governed by a memorandum and articles of association. The directors of the company are also trustees of the charity. Eligibility for membership of the charity and membership of the board of trustees is governed by the memorandum and articles of association. There are no restrictions in the governing document on the operation of the charity or on its investment powers, other than those imposed by general charity law. New trustees are identified in relation to the knowledge and skills that they can bring to the charity's activities.

REFERENCE AND ADMINISTRATIVE DETAILS

Registered charity name	Cranleigh Riding for the Disabled Association Group
Charity registration number	1125242
Company registration number	06603028
Principal and registered office	Casi's Farm Rowly Drive Cranleigh Surrey GU6 8PL


Trustees, all of whom served the company throughout the period, were as follows:

Alastair McDonald (Chair) Joined September 2023
Sarah Matthews (Co-Chair) Resigned September 2023
Mary Stokes (Co-Chair) Resigned September 2023
Cass Ivie (Secretary)
Mark Fidling (Treasurer)
Pat Breakell Resigned September 2023
Anthea Dickson
Liz Harrison
Dick Lane
Nicola Kelso

Independent examiner	Bernard Brace FCCA 52-53 Smithbrook Kilns Cranleigh Surrey GU6 8JJ
----------------------	--

Bernard Brace has been re-appointed as independent examiner for the ensuing year.

Signed on behalf of the trustees.



Mark Fidling
Director and trustee

INDEPENDENT EXAMINER'S REPORT

TO THE MEMBERS OF CRANLEIGH RIDING FOR THE DISABLED ASSOCIATION GROUP

I report on the accounts of the company for the year ended 31 March 2024 which are set out on pages 1 to 12.

RESPECTIVE RESPONSIBILITIES OF TRUSTEES AND EXAMINER

The trustees (who are also the directors of Cranleigh Riding for the Disabled Association Group for the purposes of company law) are responsible for the preparation of the accounts. The trustees consider that an audit is not required for this year under section 144(2) of the Charities Act 2011 (the 2011 Act) and that an independent examination is needed.

Having satisfied myself that the company is not subject to audit under company law and is eligible for independent examination, it is my responsibility to:

- examine the accounts under section 145 of the 2011 Act;
- follow the procedures laid down in the general Directions given by the Charity Commission under section 145(5)(b) of the 2011 Act; and
- state whether particular matters have come to my attention.

BASIS OF INDEPENDENT EXAMINER'S REPORT

My examination was carried out in accordance with the general Directions given by the Charity Commission. An examination includes a review of the accounting records kept by the company and a comparison of the accounts presented with those records. It also includes consideration of any unusual items or disclosures in the accounts and seeking explanations from you as trustees concerning any such matters. The procedures undertaken do not provide all the evidence that would be required in an audit and consequently no opinion is given as to whether the accounts present a 'true and fair view' and the report is limited to those matters set out in the statement below.


INDEPENDENT EXAMINER'S STATEMENT

In connection with my examination, no matter has come to my attention:

1. which gives me reasonable cause to believe that in any material respect the requirements:
 - to keep accounting records in accordance with section 386 of the Companies Act 2006; and
 - to prepare accounts which accord with the accounting records, comply with the accounting requirements of section 396 of the Companies Act 2006 and with the methods and principles of the Statement of Recommended Practice: Accounting and Reporting by Charitieshave not been met; or
2. to which, in my opinion, attention should be drawn in order to enable a proper understanding of the accounts to be reached.

Bernard Brace FCCA

52-53 Smithbrook Kilns
Cranleigh, Surrey, GU6 8JJ
Independent examiner



.....

**Cranleigh Riding for the Disabled Association Group
Company Limited by Guarantee**

Financial Statements for the year ended 31 March 2024

STATEMENT OF FINANCIAL ACTIVITIES
(Incorporating the Income and Expenditure Account)

	Note	2024			2023
		Unrestricted Funds £	Restricted Funds £	Total Funds £	Total Funds £
<i>Income from:</i>					
Donations and legacies	2	34,620	-	34,620	32,672
Charitable activities	3	20,084	-	20,084	24,805
Other trading activities	4	23,561	-	23,561	35,929
Investments	5	511	-	511	28
Total Income		78,776	-	78,776	93,434
<i>Expenditure on:</i>					
Raising funds	6	1,305	-	1,305	1,490
Charitable activities	7/8	96,452	-	96,452	86,993
Premises improvements		-	-	-	-
Total Expenditure		97,757	-	97,757	88,483
Net Income / (Expenditure)		(18,981)	-	(18,981)	4,195

The Statement of Financial Activities includes all gains and losses recognised in the year.

All of the above amounts relate to continuing activities.

BALANCE SHEET		2024	2023
	Note	£	£
Fixed Assets			
Tangible Assets	11	772,205	787,862
		772,205	787,862
Current Assets			
Debtors	12	1,340	1,241
Cash at Bank		87,889	92,533
		89,239	
Liabilities			
Creditors: Amounts falling due within one year	13	-	(1,200)
Net Current Assets		89,239	92,564
Total Assets less Current Liabilities		861,445	880,427
Net Assets		861,445	880,427
Funds			
Restricted Income Funds			
Unrestricted Income Funds	15	861,445	880,427
Total Funds		861,445	880,427

For the year ended 31 March 2021 the company was entitled to exemption from audit under section 477 of the Companies Act (2006) relating to small companies.

Trustees' responsibilities:

- The members have not required the company to obtain an audit of its accounts for the year in question in accordance with section 476; and
- The Trustees acknowledge their responsibilities for complying with the requirements of the Act with respect to accounting records and the preparation of accounts.

These financial statements were approved by the members of the Board and authorised for issue on date and are signed on their behalf by:

Mark Fidling
Director and trustee

Company registration Number: 06603028

The Notes on Pages 7 to 12 form part of these Financial Statements.

NOTES

1. ACCOUNTING POLICIES

Basis of accounting

The financial statements have been prepared in accordance with Accounting and Reporting by Charities: Statement of Recommended Practice applicable to charities preparing their accounts in accordance with the Financial Reporting Standard for Smaller Entities published on 16 July 2014, the Financial Reporting Standard for Smaller Entities (effective January 2015) and the Companies Act 2006. Assets and liabilities are initially recognised at historical cost or transaction value except for investments which are included at market value.

Fund accounting

Funds are split between unrestricted and restricted funds. Restricted funds are funds where the donor determined the way in which the charity should apply the funds.

Fixed assets

Tangible fixed assets are measured at cost less accumulated depreciation and any accumulated impairment losses.

The cost shown in the accounts for freehold land is the historical cost at which it was inherited by the charity (from the previously unincorporated charity in 2009).

Depreciation is calculated to write down the cost less estimated residual value of all tangible fixed assets, other than freehold land, over their expected useful lives using the straight-line method. The rates applicable are:

Freehold buildings	50 years (and starting in the year after acquisition)
Equipment (tack)	the directors believe that the net realisable value is at least equal to historic cost, and so is not depreciated.
Motor vehicles	4 years

Stocks

Stocks are valued at the lower of cost and net realisable value, after making due allowance for obsolete and slow moving items.

Financial Statements for the year ended 31 March 2024

2. INCOME FROM DONATIONS AND LEGACIES

	Unrestricted Funds £	Restricted Funds £	Total Funds 2024 £	Total Funds 2023 £
Donations	34,620	-	34,620	32,672
Grants	-	-	-	-
	34,620	-	34,620	32,672

3. INCOME FROM CHARITABLE ACTIVITIES

	Unrestricted Funds £	Restricted Funds £	Total Funds 2024 £	Total Funds 2023 £
Voluntary Donations from Riders	20,084	-	20,084	24,805
	20,084	-	20,084	24,805

The charity does ask riders for a donation to help with costs: however, this is entirely voluntary, and services are provided regardless of whether or not a donation is received.

4. INCOME FROM OTHER TRADING ACTIVITIES

	Unrestricted Funds £	Restricted Funds £	Total Funds 2024 £	Total Funds 2023 £
Shop income	1,064	-	1,064	142
Sponsored Ride	11,149	-	11,149	7,744
Other Fund-Raising events	10,303	-	10,303	21,854
Sale of a Pony	-	-	-	4,949
Other activities for generating funds	1,045	-	1,045	1,240
	23,561	-	23,561	18,515

5. INCOME FROM INVESTMENTS

	Unrestricted Funds £	Restricted Funds £	Total Funds 2024 £	Total Funds 2023 £
Bank interest	511	-	511	28
	511	-	511	28

**Cranleigh Riding for the Disabled Association Group
Company Limited by Guarantee**

Financial Statements for the year ended 31 March 2024

6. EXPENDITURE ON RAISING FUNDS

	Unrestricted Funds £	Restricted Funds £	Total Funds 2024 £	Total Funds 2023 £
Shop costs	731	-	731	376
Fundraising costs	514	-	514	1042
Bank charges	60	-	60	72
	1,304	-	1,304	1490

7. EXPENDITURE ON CHARITABLE ACTIVITIES BY ACTIVITY TYPE

	Riding Facilities £	Total 2024 £	Total 2023 £
Provision of riding facilities	71,795	71,795	63,806
Purchase of horses	9,000	9,000	7,907
Depreciation	15,657	15,657	15,657
	96,452	96,452	87,370

8. SUMMARY ANALYSIS OF EXPENDITURE AND RELATED INCOME FOR CHARITABLE ACTIVITIES

	Providing Riding Opportunities £	Total 2024 £	Total 2023 £
Voluntary donations from riders	20,084	20,084	24,805
Provision of riding facilities	(71,795)	(71,795)	(63,806)
Purchase of horses	(9,000)	(9,000)	(7,906)
	(46,907)	(46,907)	(46,907)
Depreciation	(15,657)	(15,657)	(15,657)
Net expenditure on charitable activities	(76,368)	(76,368)	(62,564)

Expenditure on charitable activities includes Depreciation of £15,657 (2023: £15,657) which is a non-cash item. The underlying (cash) net expenditure is funded by voluntary contributions from riders, fundraising activities (eg the annual sponsored ride), grants and donations.

**Cranleigh Riding for the Disabled Association Group
Company Limited by Guarantee**

Financial Statements for the year ended 31 March 2024

9. STAFF COSTS AND EMOLUMENTS

	Total 2024 £	Total 2023 £
Total staff costs were as follows:		
Wages and salaries, incl National Insurance and pension	20,059	19,241
	<u>20,059</u>	<u>19,241</u>

Particulars of employees:

The average monthly headcount was 1 (2023:1) and the average number of employees during the year, calculated on the basis of full-time equivalents was as follows:

	2024	2023
Number of management staff	<u>1</u>	<u>1</u>

No employee received remuneration of more than £60,000 during the year (2023: None).

10. TANGIBLE FIXED ASSETS

	Freehold Land £	Freehold Buildings £	Equipment £	Motor Vehicles £	Total £
Cost					
At 1 April 2023	79,286	782,863	4,000	6,420	872,569
Additions	-	-	-	-	-
Disposals	-	-	-	-	-
At 31 March 2024	<u>79,286</u>	<u>782,863</u>	<u>4,000</u>	<u>6,420</u>	<u>872,569</u>
Depreciation					
At 1 April 2023	-	78,286	-	6,420	84,705
In Year	-	15,657	-	-	15,657
At 31 March 2024	<u>-</u>	<u>93,943</u>	<u>-</u>	<u>6,420</u>	<u>100,363</u>
Net Book Value					
At 31 March 2024	79,286	688,920	4,000	-	772,205
At 31 March 2024	<u>79,286</u>	<u>688,920</u>	<u>4,000</u>	<u>-</u>	<u>772,205</u>

11. DEBTORS

	2024 £	2023 £
Trade debtors	-	-
Other debtors	-	-
Prepayments	1,341	1,241
	<u>1,241</u>	<u>1,179</u>

12. CREDITORS: Amounts falling due within one year

**Cranleigh Riding for the Disabled Association Group
Company Limited by Guarantee**

Financial Statements for the year ended 31 March 2024

	2024 £	2023 £
Trade creditors	-	1200
Short term loans	-	-
	1,200	1,291

13. COMPANY LIMITED BY GUARANTEE

The company is incorporated under the Companies Act 1985 and is limited by guarantee, each member having undertaken to contribute such amounts not exceeding £1 as may be required in the event of the company being wound up whilst he or she is still a member or within one year thereafter.

**The following page does not form part of
the statutory financial statements which are
the subject of the independent examiner's report on Page 4.**

DETAILED STATEMENT OF FINANCIAL ACTIVITIES

This statement does not form part of the statutory financial statements which are the subject of the independent examiner's report on Page 4.

	Note	2024			2023
		Unrestricted Funds £	Restricted Funds £	Total Funds £	Total Funds £
<u>Income from:</u>					
Donations		34,620	-	34,620	32,672
Grants		-	-	-	-
Donations and legacies	2	34,620	-	34,620	32,672
Voluntary contributions from riders		20,084	-	20,084	24,808
Charitable activities	3	20,084	-	20,084	24,805
Shop income		1,064	-	1,064	141
Fundraising – Sponsored Ride 2022		11,148	-	11,148	7,744
Fundraising – Other activities		10,302	-	10,302	21,854
Sale of pony		-	-	-	4,949
Other activities for generating funds		1,045	-	1,045	1,240
Other trading activities	4	23,561	-	23,561	35,777
Investments	5	511	-	511	29
Total Income		78,776	-	78,776	93,434
<u>Expenditure on:</u>					
Shop costs		731	-	731	376
Fundraising costs		514	-	514	1,042
Bank charges		60	-	60	72
Raising funds	6	1,304	-	1,304	1,490
Total staff costs		20,059	-	20,059	19,243
Bedding		1,670	-	1,670	1,841
Hay, feed, supplements etc		5,189	-	5,189	5,235
Farrier		6,058	-	6,058	4,795
Vet, physio, dentist etc		8,550	-	8,550	7,633
Tack and equipment		4,173	-	4,173	5,385
Teaching and training		310	-	310	1,635
Horse purchases		9,000	-	9,000	7,907
Repairs and maintenance		14,903	-	14,903	8,694
Electricity and Water		4,406	-	4,406	2,081
Insurance and subscriptions		4,993	-	5,093	4,522
Office expenses		1,124	-	1,124	935
Advertising		191	-	191	--
Transport and travel costs		-	-	-	--
Depreciation of buildings		15,657	-	15,657	15,657
Charitable activities	7	97,857	-	97,857	88,483
Premises improvements		-	-	-	-
Total Expenditure		97,857	-	97,857	88,483
Net Income / (Expenditure)		(18,981)	-	(18,981)	4,951

CRANLEIGH RIDING FOR THE DISABLED ASSOCIATION GROUP

England & Wales - Charity number 1125242

Accounts

**Cranleigh Riding for the Disabled Association Group
Company Limited by Guarantee**

Financial Statements for the year ended 31 March 2023

Cranleigh Riding for the Disabled Association Group
Company Limited by Guarantee

Financial Statements
31 March 2023

Company Registration Number: 06603028

Charity Number: 1125242

**Cranleigh Riding for the Disabled Association Group
Company Limited by Guarantee**

Financial Statements for the year ended 31 March 2023

Trustees' Annual Report	1-3
Independent Examiner's Report	4
Statement of Financial Activities	5
Balance Sheet	6
Notes	7-12
Detailed Statement of Financial Activities	14

Trustees' Annual Report

The trustees, who are also directors for the purposes of company law, present their report and the unaudited financial statements of the company for the year ended 31 March 2023.

The financial statements comply with the Charities Act 2011, the Companies Act 2006, the Memorandum and Articles of Association, and Accounting and Reporting by Charities: Statement of Recommended Practice applicable to charities preparing their accounts in accordance with the Financial Reporting Standard for Smaller Entities.

OBJECTIVES AND ACTIVITIES

The objects of the charity are to promote the objects of the Riding for the Disabled Association Incorporating Carriage Driving, a charity registered under charity number 244108, by providing disabled people with the opportunity to ride and/or to carriage drive to benefit their health and well-being in the Cranleigh area.

We have referred to the guidance contained in the Charity Commission's general guidance on public benefit when reviewing our aims and objectives and in planning our future activities. We believe that the charity provides public benefit by delivering riding opportunities for disabled people.

The trustees intend to carry on activities in similar fashion.

ACHIEVEMENTS AND PERFORMANCE

Period	Riders	Rides
Summer Term 2022	118	606
Summer Holidays 2022	14	38
Autumn Term 2022	102	579
Spring Term 2023	81	492

Initially, during the reporting year we saw rider numbers starting to return to a level nearer to our pre-covid levels. However, this did not continue.

As can be seen from the above numbers, we have seen a significant drop in rider numbers and therefore rides enjoyed. This can be attributed to no evening rides in the Spring Term (too dark/cold), 12 riders leaving for a variety of reasons, mainly health, and the onerous requirements of RDA UK for coaches seeking to qualify and those needing a competence review. This has caused a number of our coaches to give up their sessions. We are endeavouring to rectify this situation and have 4 coaches in training which will significantly boost our numbers. We believe RDA UK are seeking to ease the pressure on coaches which will be beneficial.

Another factor influencing our rider numbers is that one school has lost the funding for riding activities and are no longer continuing. The impact of this will not be reflected until the next financial year.

Financial Statements for the year ended 31 March 2023

As reported last year, we have been actively looking for new horses, and suitable equines are proving difficult to find. However, we recently have acquired 3 new ponies, one of whom we have already purchased, the other two are still on trial. Other horses brought in during the reporting year have been tried and returned as they did not fit into or enjoy RDA equine life.

During the year, we held a very successful Open Day to show case our work and to encourage and welcome local awareness of Cranleigh RDA. We had a lot of people come and see our demonstration rides and meet our ponies. As a bonus people saw a thrilling demonstration by one of our Directors, Dick Lane, with his Team of Four driving in our indoor school. Although this was not a fundraising event, we did benefit from circa £1,000 from our raffles, etc.

The trustees would like to take this opportunity to thank all those who contribute with such enthusiasm to the successful running of this wonderful organisation: the many volunteers (including coaches and other helpers), donors, staff – and of course the horses – who between them ensure that we can continue to offer opportunities for therapeutic riding to adults and children in the Cranleigh area.

FINANCIAL REVIEW

The Group has seen a recovery in rider numbers and donations compared to last year which was heavily impacted by Covid. Riding donations totally £24,805 compared to £11,878 for the previous year, which is an increase of 109%. However annual rider donations are still c£10k below pre-Covid levels, and given the issues currently faced in maintaining the number of sessions held, it is unlikely that we will return to the pre-Covid levels within the near future.

During the year we were very fortunate to receive a donation of £21.8k from one of our volunteers who raised this through their employer's sponsorship scheme, which has given our cash reserves a welcome boost. Once again, the 2022 Good Friday Sponsored Fun Ride was well supported, and the event raised a total of £8,400.

An increase in some costs has been seen, especially some of those relating directly to the care and welfare of our horses, such as vet and farrier fees and the cost of hay. However, administration costs have been tightly controlled, and the Statement of Financial Activities shows a net income for the year of £4,951 for the year (2022 net expenditure £6,184).

Total funds at the end of the period were £880,427 (2022: £875,476). Cash balances have increased to £92,523 (2022 £72,067). Total expenditure (excluding depreciation) in 2023 was £72,826 (2022: £50,156). Cash reserves are sufficient to cover 15 months' expenditure (2022: 17 months). It is the trustees' policy to maintain sufficient reserves to cover 12 months' expenditure.

The trustees meet on a regular basis to review the charity's financial position: expenditure is being tightly managed and fundraising activities are ongoing.

Given all the circumstances, the trustees consider the financial performance by the charity during the year to have been satisfactory.

STRUCTURE, GOVERNANCE AND MANAGEMENT

The charity is constituted as a company limited by guarantee and is therefore governed by a memorandum and articles of association. The directors of the company are also trustees of the charity. Eligibility for membership of the charity and membership of the board of trustees is governed by the memorandum and articles of association. There are no restrictions in the governing document on the operation of the charity or on its investment powers, other than those imposed by general charity law. New trustees are identified in relation to the knowledge and skills that they can bring to the charity's activities.

REFERENCE AND ADMINISTRATIVE DETAILS

Registered charity name	Cranleigh Riding for the Disabled Association Group
Charity registration number	1125242
Company registration number	06603028
Principal and registered office	Casi's Farm Rowly Drive Cranleigh Surrey GU6 8PL

Trustees, all of whom served the company throughout the period, were as follows:

Sarah Matthews (Co-Chair)
Mary Stokes (Co-Chair)
Cass Ivie (Secretary)
Sarah Lambert - Retired October 2022 (Treasurer)
Mark Fidling - Appointed October 2022 (Treasurer)
Pat Breakell
Anthea Dickson
Liz Harrison
Dick Lane
Nicola Kelso - Appointed April 2022

Independent examiner	Bernard Brace FCCA 52-53 Smithbrook Kilns Cranleigh Surrey GU6 8JJ
----------------------	--

Bernard Brace has been re-appointed as independent examiner for the ensuing year.

Signed on behalf of the trustees.



Mark Fidling
Director and trustee

INDEPENDENT EXAMINER'S REPORT

TO THE MEMBERS OF CRANLEIGH RIDING FOR THE DISABLED ASSOCIATION GROUP

I report on the accounts of the company for the year ended 31 March 2023 which are set out on pages 1 to 12.

RESPECTIVE RESPONSIBILITIES OF TRUSTEES AND EXAMINER

The trustees (who are also the directors of Cranleigh Riding for the Disabled Association Group for the purposes of company law) are responsible for the preparation of the accounts. The trustees consider that an audit is not required for this year under section 144(2) of the Charities Act 2011 (the 2011 Act) and that an independent examination is needed.

Having satisfied myself that the company is not subject to audit under company law and is eligible for independent examination, it is my responsibility to:

- examine the accounts under section 145 of the 2011 Act;
- follow the procedures laid down in the general Directions given by the Charity Commission under section 145(5)(b) of the 2011 Act; and
- state whether particular matters have come to my attention.

BASIS OF INDEPENDENT EXAMINER'S REPORT

My examination was carried out in accordance with the general Directions given by the Charity Commission. An examination includes a review of the accounting records kept by the company and a comparison of the accounts presented with those records. It also includes consideration of any unusual items or disclosures in the accounts and seeking explanations from you as trustees concerning any such matters. The procedures undertaken do not provide all the evidence that would be required in an audit and consequently no opinion is given as to whether the accounts present a 'true and fair view' and the report is limited to those matters set out in the statement below.

INDEPENDENT EXAMINER'S STATEMENT


In connection with my examination, no matter has come to my attention:

1. which gives me reasonable cause to believe that in any material respect the requirements:
 - to keep accounting records in accordance with section 386 of the Companies Act 2006; and
 - to prepare accounts which accord with the accounting records, comply with the accounting requirements of section 396 of the Companies Act 2006 and with the methods and principles of the Statement of Recommended Practice: Accounting and Reporting by Charities

have not been met; or

2. to which, in my opinion, attention should be drawn in order to enable a proper understanding of the accounts to be reached.

Bernard Brace FCCA



.....

52-53 Smithbrook Kilns
Cranleigh, Surrey, GU6 8JJ
Independent examiner

STATEMENT OF FINANCIAL ACTIVITIES
(Incorporating the Income and Expenditure Account)

	Note	2023			2022
		Unrestricted Funds £	Restricted Funds £	Total Funds £	Total Funds £
<i>Income from:</i>					
Donations and legacies	2	32,672	-	32,672	29,237
Charitable activities	3	24,805	-	24,805	11,878
Other trading activities	4	35,929	-	35,929	18,515
Investments	5	28	-	28	-
Total Income		93,434	-	93,434	59,630
<i>Expenditure on:</i>					
Raising funds	6	1,490	-	1,490	929
Charitable activities	7/8	86,993	-	86,993	64,885
Premises improvements		-	-	-	-
Total Expenditure		88,483	-	88,483	65,814
Net Income / (Expenditure)		4,951	-	4,951	(6,184)
Transfers between Funds		-	-	-	-
Net Movement in Funds		4,951	-	4,951	(6,184)
<i>Reconciliation of Funds</i>					
Total Funds Brought Forward		875,476	-	875,476	881,660
Total Funds Carried Forward		880,427	-	880,427	875,476

The Statement of Financial Activities includes all gains and losses recognised in the year.
All of the above amounts relate to continuing activities.

The Notes on Pages 7 to 12 form part of these Financial Statements.

**Cranleigh Riding for the Disabled Association Group
Company Limited by Guarantee**

Financial Statements for the year ended 31 March 2023


BALANCE SHEET		2023	2022
	Note	£	£
Fixed Assets			
Tangible Assets	11	787,863	803,521
		787,863	803,521
Current Assets			
Debtors	12	1,241	1,179
Cash at Bank		92,523	72,067
		93,764	73,246
Liabilities			
Creditors: Amounts falling due within one year	13	(1,200)	(1,291)
Net Current Assets		92,564	71,955
Total Assets less Current Liabilities		880,427	875,476
Net Assets		880,427	875,476
Funds			
Restricted Income Funds	14		2,906
Unrestricted Income Funds	15	880,427	872,570
Total Funds		880,427	875,476

For the year ended 31 March 2021 the company was entitled to exemption from audit under section 477 of the Companies Act (2006) relating to small companies.

Trustees' responsibilities:

- The members have not required the company to obtain an audit of its accounts for the year in question in accordance with section 476; and
- The Trustees acknowledge their responsibilities for complying with the requirements of the Act with respect to accounting records and the preparation of accounts.

These financial statements were approved by the members of the Board and authorised for issue on date and are signed on their behalf by:


Mark Fielding
Director and trustee

27 July 2023

Company registration Number: 06603028

The Notes on Pages 7 to 12 form part of these Financial Statements.

NOTES

1. ACCOUNTING POLICIES

Basis of accounting

The financial statements have been prepared in accordance with Accounting and Reporting by Charities: Statement of Recommended Practice applicable to charities preparing their accounts in accordance with the Financial Reporting Standard for Smaller Entities published on 16 July 2014, the Financial Reporting Standard for Smaller Entities (effective January 2015) and the Companies Act 2006. Assets and liabilities are initially recognised at historical cost or transaction value except for investments which are included at market value.

Fund accounting

Funds are split between unrestricted and restricted funds. Restricted funds are funds where the donor determined the way in which the charity should apply the funds.

Fixed assets

Tangible fixed assets are measured at cost less accumulated depreciation and any accumulated impairment losses.

The cost shown in the accounts for freehold land is the historical cost at which it was inherited by the charity (from the previously unincorporated charity in 2009).

Depreciation is calculated to write down the cost less estimated residual value of all tangible fixed assets, other than freehold land, over their expected useful lives using the straight-line method.

The rates applicable are:

Freehold buildings	50 years (and starting in the year after acquisition)
Equipment (tack)	the directors believe that the net realisable value is at least equal to historic cost, and so is not depreciated.
Motor vehicles	4 years

Stocks

Stocks are valued at the lower of cost and net realisable value, after making due allowance for obsolete and slow moving items.

**Cranleigh Riding for the Disabled Association Group
Company Limited by Guarantee**

Financial Statements for the year ended 31 March 2023

2. INCOME FROM DONATIONS AND LEGACIES

	Unrestricted Funds £	Restricted Funds £	Total Funds 2023 £	Total Funds 2022 £
Donations	32,672	-	32,672	29,237
Grants	-	-	-	-
	<u>32,672</u>	<u>-</u>	<u>32,672</u>	<u>29,237</u>

3. INCOME FROM CHARITABLE ACTIVITIES

	Unrestricted Funds £	Restricted Funds £	Total Funds 2023 £	Total Funds 2022 £
Voluntary Donations from Riders	24,805	-	24,805	11,878
	<u>24,805</u>	<u>-</u>	<u>24,805</u>	<u>11,878</u>

The charity does ask riders for a donation to help with costs: however, this is entirely voluntary, and services are provided regardless of whether or not a donation is received.

4. INCOME FROM OTHER TRADING ACTIVITIES

	Unrestricted Funds £	Restricted Funds £	Total Funds 2023 £	Total Funds 2022 £
Shop income	142	-	142	-
Fundraising events – Sponsored Ride 2022	-	-	-	1,235
Fundraising events – Sponsored Ride 2021	7,744	-	7,714	11,513
Other fundraising events	21,854	-	21,854	1,715
Sale of pony	4,949	-	4,949	2,500
Other activities for generating funds	1,240	-	1,240	1,522
	<u>35,929</u>	<u>-</u>	<u>35,929</u>	<u>18,515</u>

5. INCOME FROM INVESTMENTS

	Unrestricted Funds £	Restricted Funds £	Total Funds 2023 £	Total Funds 2022 £
Bank interest	28	-	28	-
	<u>28</u>	<u>-</u>	<u>28</u>	<u>-</u>

Financial Statements for the year ended 31 March 2023

6. EXPENDITURE ON RAISING FUNDS

	Unrestricted Funds £	Restricted Funds £	Total Funds 2023 £	Total Funds 2022 £
Shop costs	376	-	376	-
Fundraising costs	1042	-	1042	833
Bank charges	72	-	72	96
	1,490	-	1,490	929

7. EXPENDITURE ON CHARITABLE ACTIVITIES BY FUND TYPE

	Unrestricted Funds £	Restricted Funds £	Total Funds 2023 £	Total Funds 2022 £
Provision of riding facilities	63,806		63,806	44,754
Purchase of horses	7,907		7,907	4,474
Depreciation	15,657	-	15,657	15,657
	87,370		87,370	64,885

8. EXPENDITURE ON CHARITABLE ACTIVITIES BY ACTIVITY TYPE

	Riding Facilities £	Total 2023 £	Total 2022 £
Provision of riding facilities	63,806	63,806	44,754
Purchase of horses	7,907	7,907	4,474
Depreciation	15,657	15,657	15,657
	87,370	87,370	64,885

**Cranleigh Riding for the Disabled Association Group
Company Limited by Guarantee**

Financial Statements for the year ended 31 March 2023

9. SUMMARY ANALYSIS OF EXPENDITURE AND RELATED INCOME FOR CHARITABLE ACTIVITIES

	Providing Riding Opportunities	Total 2023	Total 2022
	£	£	£
Voluntary donations from riders	24,805	24,805	11,878
Provision of riding facilities	(63,806)	(63,806)	(44,754)
Purchase of horses	(7,906)	(7,906)	(4,474)
	<u>(46,907)</u>	<u>(46,907)</u>	<u>(37,350)</u>
Depreciation	(15,657)	(15,657)	(15,657)
Net expenditure on charitable activities	(62,564)	(62,564)	(53,007)

Expenditure on charitable activities includes Depreciation of £15,657 (2022: £15,657) which is a non-cash item. The underlying (cash) net expenditure is funded by voluntary contributions from riders, fundraising activities (eg the annual sponsored ride), grants and donations.

10. STAFF COSTS AND EMOLUMENTS

	Total 2023	Total 2022
	£	£
Total staff costs were as follows:		
Wages and salaries, incl National Insurance and pension	19,241	16,897
	<u>19,241</u>	<u>16,897</u>

Particulars of employees:

The average monthly headcount was 1 (2022: 1) and the average number of employees during the year, calculated on the basis of full-time equivalents was as follows:

	2023	2022
Number of management staff	<u>1</u>	<u>1</u>

No employee received remuneration of more than £60,000 during the year (2022: None).

**Cranleigh Riding for the Disabled Association Group
Company Limited by Guarantee**

Financial Statements for the year ended 31 March 2023

11. TANGIBLE FIXED ASSETS

	Freehold Land £	Freehold Buildings £	Equipment £	Motor Vehicles £	Total £
Cost					
At 1 April 2022	79,286	782,863	4,000	6,420	872,569
Additions	-	-	-	-	-
Disposals	-	-	-	-	-
At 31 March 2023	79,286	782,863	4,000	6,420	872,569
Depreciation					
At 1 April 2022	-	62,628	-	6,420	69,048
In Year	-	15,657	-	-	15,657
At 31 March 2023	-	78,285	-	6,420	84,705
Net Book Value					
At 31 March 2022	79,286	720,235	4,000	-	803,521
At 31 March 2023	79,286	704,578	4,000	-	787,864

12. DEBTORS

	2023 £	2022 £
Trade debtors	-	-
Other debtors	-	-
Prepayments	1,241	1,179
	1,241	1,179

13. CREDITORS: Amounts falling due within one year

	2023 £	2022 £
Trade creditors	1,200	1,291
Short term loans	-	-
	1,200	1,291

14. RESTRICTED INCOME FUNDS

	At 1 April £	Incoming Resources £	Outgoing Resources £	Transfers £	At 31 March £
2022 – General Fund	1,000	5,509	(2,603)	(1,000)	2,906
2023 – General Fund	2,906	2,214	(5,210)	-	-

**Cranleigh Riding for the Disabled Association Group
Company Limited by Guarantee**

Financial Statements for the year ended 31 March 2023

15. UNRESTRICTED INCOME FUNDS

	At 1 April £	Incoming Resources £	Outgoing Resources £	Transfers £	At 31 March £
2022	<u>880,660</u>	<u>54,121</u>	<u>(63,211)</u>	<u>1,000</u>	<u>872,570</u>
2023	<u>872,570</u>	<u>93,434</u>	<u>(88,484)</u>	<u>2,909</u>	<u>880,427</u>

16. ANALYSIS OF NET ASSETS BETWEEN FUNDS

	Tangible Fixed Assets £	Net Current Assets £	Total £
2023			
Restricted income funds	-	2,906	2,906
Unrestricted income funds	<u>803,521</u>	<u>69,049</u>	<u>872,570</u>
	803,521	71,955	875,476
2023			
Restricted income funds	-	-	-
Unrestricted income funds	<u>787,863</u>	<u>92,564</u>	<u>880,427</u>
	787,863	92,564	880,427

17. COMPANY LIMITED BY GUARANTEE

The company is incorporated under the Companies Act 1985 and is limited by guarantee, each member having undertaken to contribute such amounts not exceeding £1 as may be required in the event of the company being wound up whilst he or she is still a member or within one year thereafter.

**The following page does not form part of
the statutory financial statements which are
the subject of the independent examiner's report on Page 4.**

DETAILED STATEMENT OF FINANCIAL ACTIVITIES

This statement does not form part of the statutory financial statements which are the subject of the independent examiner's report on Page 4.

	Note	2023			2022
		Unrestricted Funds £	Restricted Funds £	Total Funds £	Total Funds £
<u>Income from:</u>					
Donations		32,672	-	32,672	29,237
Grants		-	-	-	-
Donations and legacies	2	32,672	-	32,672	29,237
Voluntary contributions from riders		24,805	-	24,805	11,878
Charitable activities	3	24,805	-	24,805	11,878
Shop income		141	-	141	-
Fundraising – Sponsored Ride 2023		100	-	100	1,235
Fundraising – Sponsored Ride 2022		7,644	-	7,644	11,513
Fundraising – Other activities		21,854	-	21,854	1,715
Sale of pony		4,949	-	4,949	2,500
Other activities for generating funds		1,240	-	1,240	1,552
Other trading activities	4	35,926	-	35,777	18,515
Investments	5	29	-	29	-
Total Income		93,434	-	93,424	59,630
<u>Expenditure on:</u>					
Shop costs		376	-	376	-
Fundraising costs		1,042	-	1,042	833
Bank charges		72	-	72	96
Raising funds	6	1,490	-	1,490	929
Total staff costs		19,242	-	19,243	16,898
Bedding		1,841	-	1,841	1,314
Hay, feed, supplements etc		5,235	-	5,235	3,303
Farrier		4,795	-	4,795	3,260
Vet, physio, dentist etc		7,632	-	7,633	3,213
Tack and equipment		5,385	-	5,385	3,312
Teaching and training		1,635	-	1,635	878
Horse purchases		7,907	-	7,907	4,474
Repairs and maintenance		8,694	-	8,694	4,884
Electricity and Water		2,081	-	2,081	2,858
Insurance and subscriptions		4,522	-	4,522	4,000
Office expenses		935	-	935	834
Advertising		763	-	763	--
Transport and travel costs		669	-	669	--
Depreciation of buildings		15,657	-	15,657	15,657
Charitable activities	7	88,483	-	88,483	64,885
Premises improvements		-	-	-	-
Total Expenditure		88,483	-	88,483	64,885
Net Income / (Expenditure)		4,951	-	4,951	(6,184)

CRANLEIGH RIDING FOR THE DISABLED ASSOCIATION GROUP

England & Wales - Charity number 1125242

Accounts

**Cranleigh Riding for the Disabled Association Group
Company Limited by Guarantee**

Financial Statements for the year ended 31 March 2022

Cranleigh Riding for the Disabled Association Group
Company Limited by Guarantee

Financial Statements
31 March 2022

Company Registration Number: 06603028

Charity Number: 1125242

Contents

Trustees' Annual Report	1-3
Independent Examiner's Report	4
Statement of Financial Activities	5
Balance Sheet	6
Notes	7-12
Detailed Statement of Financial Activities	14

Trustees' Annual Report

The trustees, who are also directors for the purposes of company law, present their report and the unaudited financial statements of the company for the year ended 31 March 2022.

The financial statements comply with the Charities Act 2011, the Companies Act 2006, the Memorandum and Articles of Association, and Accounting and Reporting by Charities: Statement of Recommended Practice applicable to charities preparing their accounts in accordance with the Financial Reporting Standard for Smaller Entities. CHECK

OBJECTIVES AND ACTIVITIES

The objects of the charity are to promote the objects of the Riding for the Disabled Association Incorporating Carriage Driving, a charity registered under charity number 244108, by providing disabled people with the opportunity to ride and/or to carriage drive to benefit their health and well-being in the Cranleigh area.

We have referred to the guidance contained in the Charity Commission's general guidance on public benefit when reviewing our aims and objectives and in planning our future activities. We believe that the charity provides public benefit by delivering riding opportunities for disabled people.

The trustees intend to carry on activities in similar fashion.

ACHIEVEMENTS AND PERFORMANCE

The global outbreak of Covid-19 continued to have a significant impact on Cranleigh RDA throughout the 2021/22 financial year, and indeed activity levels are unlikely to return to pre-Covid levels (about 120 riders/week) for some time to come.

However, rider numbers are continuing to grow. In the Summer term 2021, when restrictions continued to have a major impact, 43 riders returned – quite an achievement in all the circumstances and given that no schools had yet resumed their off-site activities. This increased to 73 riders in the Autumn term – of whom 34 came with their schools. The Spring Term saw 90 riders, and this has increased to 95 (including 27 from schools) in the Summer term 2022.

We continue to find new ways to reach out both to our existing and potential new riders. In 2021, we offered riding during the Summer holidays for the first time, and we are looking to build on the success of that initiative this year. We are currently running a trial session on a Sunday morning, to see if this can meet the needs of some of those on our waiting list.

Unfortunately, we have lost a number of coaches over the last couple of years, which has impacted the number of sessions that we are able to run. However, four potential coaches are currently undergoing training, and once that is complete and they have passed their assessment, we are hopeful that we will be able to open up further sessions.

As reported last year, we have been actively looking for new horses, and suitable equines are proving difficult to find. Temperament is key – above all, they must be able to flourish in an environment where they are handled by different people and have many different riders of varying ability – but they must also be physically sound (all are required to pass a

Financial Statements for the year ended 31 March 2022

two stage vetting). We also need horses which are able to carry different rider weights, so a mix of smaller ponies and stronger cobs and horses (our maximum weight limit remains at 12 stone) is ideal. After an exhaustive search, three horses (Spot, Sam and Mustard) have joined the herd in the last 15 months, and they are settling into their new role supported by training as appropriate. The search continues for further horses to buy or loan, both to increase the total number of RDA ponies and also to allow some of the existing horses to enjoy a well-earned retirement.

The trustees would like to take this opportunity to thank all those who contribute with such enthusiasm to the successful running of this wonderful organisation: the many volunteers (including coaches and other helpers), donors, staff – and of course the horses – who between them ensure that we can continue to offer opportunities for therapeutic riding to adults and children in the Cranleigh area.

FINANCIAL REVIEW

The impact of Covid-19 has continued to be felt throughout the year to 31 March 2022. Activity levels have picked up from the disastrous levels seen in 2020/21, but rider numbers in the Summer term 2022 are still only 79% of pre-Covid levels.

Donations from riders totalled £11,878 – up 190% on last year (2021: £4,101), but still well below 2020 (£31,609). Other donations of £29,237 were at a similar level to 2021 (£28,819). One off Grants of £10,000 were also received in 2021.

As reported last year, the 2021 Good Friday Sponsored Fun Ride was run just days after Covid-19 restrictions were eased. Perhaps unsurprisingly after such a long and enforced period of inactivity, riders and supporters together raised a record £14,000. The Sponsored Fun Ride on 15th April 2022 raised a *very welcome* £8,500, of which £1,235 was received before the year end.

Costs have been tightly controlled and the Statement of Financial Activities shows net expenditure of £6,184 for the year (2021: net expenditure of £5,980).

Given all the circumstances, the trustees consider the financial performance by the charity during the year to have been satisfactory.

Total funds at the end of the period were £875,476 (2021: £881,660), of which £2,906 is restricted (2021: £1,000). It is the trustees' policy to maintain sufficient reserves to cover 12 months' expenditure, excluding depreciation.

Total expenditure (excluding depreciation) in 2022 was £50,157 (2021: £43,441). Excluding tangible fixed assets used to carry out the charity's activities, total reserves at 31 March 2022 were £71,955 (2021: £62,482), representing 17 months' expenditure (2021: 17 months).

The trustees meet on a regular basis to review the charity's financial position: expenditure is being tightly managed and various fundraising activities (including to finance the purchase of more ponies for the Group) are ongoing.

STRUCTURE, GOVERNANCE AND MANAGEMENT

The charity is constituted as a company limited by guarantee and is therefore governed by a memorandum and articles of association. The directors of the company are also trustees of the charity. Eligibility for membership of the charity and membership of the board of trustees is governed by the memorandum and articles of association. There are no restrictions in the governing document on the operation of the charity or on its investment powers, other than those imposed by general charity law. New trustees are identified in relation to the knowledge and skills that they can bring to the charity's activities.

REFERENCE AND ADMINISTRATIVE DETAILS

Registered charity name	Cranleigh Riding for the Disabled Association Group
Charity registration number	1125242
Company registration number	06603028
Principal and registered office	Casi's Farm Rowly Drive Cranleigh Surrey GU6 8PL


Trustees, all of whom served the company throughout the period, were as follows:

Sarah Matthews (Co-Chair)
Mary Stokes (Co-Chair)
Cass Ivie (Secretary)
Sarah Lambert (Treasurer)
Pat Breakell
Anthea Dickson
Liz Harrison
Dick Lane

Independent examiner	Bernard Brace FCCA 52-53 Smithbrook Kilns Cranleigh Surrey GU6 8JJ
----------------------	--

Bernard Brace has been re-appointed as independent examiner for the ensuing year.

Signed on behalf of the trustees



Sarah Lambert
Director and trustee

27 July 2022

INDEPENDENT EXAMINER'S REPORT

TO THE MEMBERS OF CRANLEIGH RIDING FOR THE DISABLED ASSOCIATION GROUP

I report on the accounts of the company for the year ended 31 March 2022 which are set out on pages 1 to 12.

RESPECTIVE RESPONSIBILITIES OF TRUSTEES AND EXAMINER

The trustees (who are also the directors of Cranleigh Riding for the Disabled Association Group for the purposes of company law) are responsible for the preparation of the accounts. The trustees consider that an audit is not required for this year under section 144(2) of the Charities Act 2011 (the 2011 Act) and that an independent examination is needed.

Having satisfied myself that the company is not subject to audit under company law and is eligible for independent examination, it is my responsibility to:

- examine the accounts under section 145 of the 2011 Act;
- follow the procedures laid down in the general Directions given by the Charity Commission under section 145(5)(b) of the 2011 Act; and
- state whether particular matters have come to my attention.

BASIS OF INDEPENDENT EXAMINER'S REPORT

My examination was carried out in accordance with the general Directions given by the Charity Commission. An examination includes a review of the accounting records kept by the company and a comparison of the accounts presented with those records. It also includes consideration of any unusual items or disclosures in the accounts, and seeking explanations from you as trustees concerning any such matters. The procedures undertaken do not provide all the evidence that would be required in an audit and consequently no opinion is given as to whether the accounts present a 'true and fair view' and the report is limited to those matters set out in the statement below.


INDEPENDENT EXAMINER'S STATEMENT

In connection with my examination, no matter has come to my attention:

1. which gives me reasonable cause to believe that in any material respect the requirements:
 - to keep accounting records in accordance with section 386 of the Companies Act 2006; and
 - to prepare accounts which accord with the accounting records, comply with the accounting requirements of section 396 of the Companies Act 2006 and with the methods and principles of the Statement of Recommended Practice: Accounting and Reporting by Charitieshave not been met; or
2. to which, in my opinion, attention should be drawn in order to enable a proper understanding of the accounts to be reached.

Bernard Brace FCCA

52-53 Smithbrook Kilns
Cranleigh, Surrey, GU6 8JJ
Independent examiner



.....

27 July 2022

STATEMENT OF FINANCIAL ACTIVITIES
(Incorporating the Income and Expenditure Account)

	Note	2022			2021
		Unrestricted Funds	Restricted Funds	Total Funds	Total Funds
		£	£	£	£
<i>Income from:</i>					
Donations and legacies	2	23,728	5,509	29,237	38,819
Charitable activities	3	11,878	-	11,878	4,101
Other trading activities	4	18,515	-	18,515	10,198
Investments	5	-	-	-	-
Total Income		54,121	5,509	59,630	53,118
<i>Expenditure on:</i>					
Raising funds	6	929	-	929	127
Charitable activities	7/8	62,282	2,603	64,885	58,971
Premises improvements		-	-	-	-
Total Expenditure		63,211	2,603	65,814	59,098
Net Income / (Expenditure)		(9,090)	2,906	(6,184)	(5,980)
Transfers between Funds		1,000	(1,000)	-	-
Net Movement in Funds		(8,090)	1,906	(6,184)	(5,980)
<i>Reconciliation of Funds</i>					
Total Funds Brought Forward		880,660	1,000	881,660	887,640
Total Funds Carried Forward		872,570	2,906	875,476	881,660

The Statement of Financial Activities includes all gains and losses recognised in the year.
All of the above amounts relate to continuing activities.

The Notes on Pages 7 to 12 form part of these Financial Statements.

Cranleigh Riding for the Disabled Association Group
Company Limited by Guarantee

Financial Statements for the year ended 31 March 2022

BALANCE SHEET

		2022	2021
	Note	£	£
Fixed Assets			
Tangible Assets	11	803,521	819,178
		803,521	819,178
Current Assets			
Debtors	12	1,179	1,439
Cash at Bank		72,067	62,566
		73,246	64,005
Liabilities			
Creditors: Amounts falling due within one year	13	(1,291)	(1,523)
Net Current Assets			
		71,955	62,482
Total Assets less Current Liabilities		875,476	881,660
Net Assets		875,476	881,660
Funds			
Restricted Income Funds	14	2,906	1,000
Unrestricted Income Funds	15	872,570	880,660
Total Funds		875,476	881,660


For the year ended 31 March 2021 the company was entitled to exemption from audit under section 477 of the Companies Act (2006) relating to small companies.

Trustees' responsibilities:

- The members have not required the company to obtain an audit of its accounts for the year in question in accordance with section 476; and
- The Trustees acknowledge their responsibilities for complying with the requirements of the Act with respect to accounting records and the preparation of accounts.

These financial statements were approved by the members of the Board and authorised for issue on 2nd August 2021 and are signed on their behalf by:

Sarah Lambert
Director and trustee



27 July 2022

Company registration Number: 06603028

The Notes on Pages 7 to 12 form part of these Financial Statements.

NOTES

1. ACCOUNTING POLICIES

Basis of accounting

The financial statements have been prepared in accordance with Accounting and Reporting by Charities: Statement of Recommended Practice applicable to charities preparing their accounts in accordance with the Financial Reporting Standard for Smaller Entities published on 16 July 2014, the Financial Reporting Standard for Smaller Entities (effective January 2015) and the Companies Act 2006. Assets and liabilities are initially recognised at historical cost or transaction value except for investments which are included at market value.

Fund accounting

Funds are split between unrestricted and restricted funds. Restricted funds are funds where the donor determined the way in which the charity should apply the funds.

Fixed assets

Tangible fixed assets are measured at cost less accumulated depreciation and any accumulated impairment losses.

The cost shown in the accounts for freehold land is the historical cost at which it was inherited by the charity (from the previously unincorporated charity in 2009).

Depreciation is calculated to write down the cost less estimated residual value of all tangible fixed assets, other than freehold land, over their expected useful lives using the straight-line method. The rates applicable are:

Freehold buildings	50 years (and starting in the year after acquisition)
Equipment (tack)	the directors believe that the net realisable value is at least equal to historic cost, and so is not depreciated
Motor vehicles	4 years

Stocks

Stocks are valued at the lower of cost and net realisable value, after making due allowance for obsolete and slow moving items.

**Cranleigh Riding for the Disabled Association Group
Company Limited by Guarantee**

Financial Statements for the year ended 31 March 2022

2. INCOME FROM DONATIONS AND LEGACIES

	Unrestricted Funds £	Restricted Funds £	Total Funds 2022 £	Total Funds 2021 £
Donations	23,728	5,509	29,237	28,819
Grants	-	-	-	10,000
	<u>23,728</u>	<u>5,509</u>	<u>29,237</u>	<u>38,819</u>

During the year, the charity received donations totalling £3,009 in relation to vetting fees, and purchases of tack and equipment for the benefit of riders. Of this, £2,603 was spent in 2021/22 and £406 is carried forward into 2022/23. A further £2,500 was donated towards the cost of a pony, and this is also carried forward into 2022/23.

3. INCOME FROM CHARITABLE ACTIVITIES

	Unrestricted Funds £	Restricted Funds £	Total Funds 2022 £	Total Funds 2021 £
Voluntary Donations from Riders	11,878	-	11,878	4,101
	<u>11,878</u>	<u>-</u>	<u>11,878</u>	<u>4,101</u>

The charity does ask riders for a donation to help with costs: however, this is entirely voluntary, and services are provided regardless of whether or not a donation is received.

4. INCOME FROM OTHER TRADING ACTIVITIES

	Unrestricted Funds £	Restricted Funds £	Total Funds 2022 £	Total Funds 2021 £
Shop income	-	-	-	15
Fundraising events – Sponsored Ride 2022	1,235	-	1,235	-
Fundraising events – Sponsored Ride 2021	11,513	-	11,513	2,692
Other fundraising events	1,715	-	1,715	5,931
Sale of pony	2,500	-	2,500	-
Other activities for generating funds	1,552	-	1,552	1,560
	<u>18,515</u>	<u>-</u>	<u>18,515</u>	<u>10,198</u>

**Cranleigh Riding for the Disabled Association Group
Company Limited by Guarantee**

Financial Statements for the year ended 31 March 2022

5. INCOME FROM INVESTMENTS

	Unrestricted Funds £	Restricted Funds £	Total Funds 2022 £	Total Funds 2021 £
Bank interest	-	-	-	-
	-	-	-	-

6. EXPENDITURE ON RAISING FUNDS

	Unrestricted Funds £	Restricted Funds £	Total Funds 2022 £	Total Funds 2021 £
Shop costs	-	-	-	-
Fundraising costs	833	-	833	58
Bank charges	96	-	96	69
	929	-	929	127

7. EXPENDITURE ON CHARITABLE ACTIVITIES BY FUND TYPE

	Unrestricted Funds £	Restricted Funds £	Total Funds 2022 £	Total Funds 2021 £
Provision of riding facilities	42,401	2,353	44,754	43,314
Purchase of horses	4,224	250	4,474	-
Depreciation	15,657	-	15,657	15,657
	62,282	2,603	64,885	58,971

8. EXPENDITURE ON CHARITABLE ACTIVITIES BY ACTIVITY TYPE

	Riding Facilities £	Total 2022 £	Total 2021 £
Provision of riding facilities	44,754	44,754	43,314
Purchase of horses	4,474	4,474	-
Depreciation	15,657	15,657	15,657
	64,885	64,885	58,971

Financial Statements for the year ended 31 March 2022

9. SUMMARY ANALYSIS OF EXPENDITURE AND RELATED INCOME FOR CHARITABLE ACTIVITIES

	Providing Riding Opportunities £	Total 2022 £	Total 2021 £
Voluntary donations from riders	11,878	11,878	4,101
Provision of riding facilities	(44,754)	(44,754)	(43,314)
Purchase of horses	(4,474)	(4,474)	-
	<u>(37,350)</u>	<u>(37,350)</u>	<u>(39,213)</u>
Depreciation	(15,657)	(15,657)	(15,657)
Net expenditure on charitable activities	<u>(53,007)</u>	<u>(53,007)</u>	<u>(54,870)</u>

Expenditure on charitable activities includes Depreciation of £15,657 (2021: £15,657) which is a non-cash item. The underlying (cash) net expenditure is funded by voluntary contributions from riders, fundraising activities (eg the annual sponsored ride), grants and donations.

10. STAFF COSTS AND EMOLUMENTS

	Total 2022 £	Total 2021 £
Total staff costs were as follows:		
Wages and salaries, incl National Insurance and pension	16,898	16,950
	<u>16,898</u>	<u>16,950</u>

Particulars of employees:

The average monthly headcount was 1 (2021: 1) and the average number of employees during the year, calculated on the basis of full-time equivalents was as follows:

	2022	2021
Number of management staff	<u>1</u>	<u>1</u>

No employee received remuneration of more than £60,000 during the year (2021: None).

**Cranleigh Riding for the Disabled Association Group
Company Limited by Guarantee**

Financial Statements for the year ended 31 March 2022

11. TANGIBLE FIXED ASSETS

	Freehold Land £	Freehold Buildings £	Equipment £	Motor Vehicles £	Total £
Cost					
At 1 April 2021	79,286	782,863	4,000	6,420	872,569
Additions	-	-	-	-	-
Disposals	-	-	-	-	-
At 31 March 2022	<u>79,286</u>	<u>782,863</u>	<u>4,000</u>	<u>6,420</u>	<u>872,569</u>
Depreciation					
At 1 April 2021	-	46,971	-	6,420	53,391
In Year	-	15,657	-	-	15,657
At 31 March 2022	<u>-</u>	<u>62,628</u>	<u>-</u>	<u>6,420</u>	<u>69,048</u>
Net Book Value					
At 31 March 2021	<u>79,286</u>	<u>735,892</u>	<u>4,000</u>	<u>-</u>	<u>819,178</u>
At 31 March 2022	<u>79,286</u>	<u>720,235</u>	<u>4,000</u>	<u>-</u>	<u>803,521</u>

12. DEBTORS

	2022 £	2021 £
Trade debtors	-	-
Other debtors	-	-
Prepayments	1,179	1,439
	<u>1,179</u>	<u>1,439</u>

13. CREDITORS: Amounts falling due within one year

	2021 £	2020 £
Trade creditors	1,291	1,523
Short term loans	-	-
	<u>1,291</u>	<u>1,523</u>

**Cranleigh Riding for the Disabled Association Group
Company Limited by Guarantee**

Financial Statements for the year ended 31 March 2022

14. RESTRICTED INCOME FUNDS

	At 1 April £	Incoming Resources £	Outgoing Resources £	Transfers £	At 31 March £
2021 – General Fund	-	2,557	(1,557)	-	1,000
2022 – General Fund	1,000	5,509	(2,603)	(1,000)	2,906

£1,000 was donated for the purchase of a horse in 2020/21, which was used towards the cost of a horse in 2021/22.

15. UNRESTRICTED INCOME FUNDS

	At 1 April £	Incoming Resources £	Outgoing Resources £	Transfers £	At 31 March £
2021	887,640	50,561	(57,541)	-	880,660
2022	880,660	54,121	(63,211)	1,000	872,570

16. ANALYSIS OF NET ASSETS BETWEEN FUNDS

	Tangible Fixed Assets £	Net Current Assets £	Total £
2021			
Restricted income funds	-	1,000	1,000
Unrestricted income funds	819,178	61,482	880,660
	<u>819,178</u>	<u>62,482</u>	<u>881,660</u>
2022			
Restricted income funds	-	2,906	2,906
Unrestricted income funds	803,521	69,049	872,570
	<u>803,521</u>	<u>71,955</u>	<u>875,476</u>

17. COMPANY LIMITED BY GUARANTEE

The company is incorporated under the Companies Act 1985 and is limited by guarantee, each member having undertaken to contribute such amounts not exceeding £1 as may be required in the event of the company being wound up whilst he or she is still a member or within one year thereafter.

**The following pages do not form part of
the statutory financial statements which are
the subject of the independent examiner's report on Page 4.**

DETAILED STATEMENT OF FINANCIAL ACTIVITIES

This statement does not form part of the statutory financial statements which are the subject of the independent examiner's report on Page 4.

	Note	2022			2021
		Unrestricted Funds £	Restricted Funds £	Total Funds £	Total Funds £
<u>Income from:</u>					
Donations	2	23,728	5,509	29,237	28,819
Grants		-	-	-	10,000
Donations and legacies	2	23,728	5,509	29,237	38,819
Voluntary contributions from riders		11,878	-	11,878	4,101
Charitable activities	3	11,878	-	11,878	4,101
Shop income		-	-	-	15
Fundraising – Sponsored Ride 2022		1,235	-	1,235	-
Fundraising – Sponsored Ride 2021		11,513	-	11,513	2,692
Fundraising – Other activities		1,715	-	1,715	5,931
Sale of pony		2,500	-	2,500	-
Other activities for generating funds		1,552	-	1,552	1,560
Other trading activities	4	18,515	-	18,515	10,198
Investments	5	-	-	-	-
Total Income		54,121	5,509	59,630	53,118
<u>Expenditure on:</u>					
Shop costs		-	-	-	-
Fundraising costs		833	-	833	58
Bank charges		96	-	96	69
Raising funds	6	929	-	929	127
Total staff costs		16,898	-	16,898	16,950
Bedding		1,314	-	1,314	746
Hay, feed, supplements etc		3,303	-	3,303	7,054
Farrier		3,260	-	3,260	3,595
Vet, physio, dentist etc	2	3,213	-	3,213	4,510
Tack and equipment		959	2,353	3,312	301
Teaching and training		878	-	878	50
Horse purchases		4,224	250	4,474	-
Repairs and maintenance		4,884	-	4,884	2,461
Electricity and Water		2,858	-	2,858	2,617
Insurance and subscriptions	2	4,000	-	4,000	4,036
Office expenses		834	-	834	336
Sundry		-	-	-	658
Depreciation of buildings		15,657	-	15,657	15,657
Charitable activities	7	62,282	2,603	64,885	58,971
Premises improvements		-	-	-	-
Total Expenditure		63,211	2,603	65,814	59,098
Net Income / (Expenditure)	2	(9,090)	2,906	(6,184)	(5,980)

CRANLEIGH RIDING FOR THE DISABLED ASSOCIATION GROUP

England & Wales - Charity number 1125242

Accounts

Cranleigh Riding for the Disabled Association Group

Company Limited by Guarantee

Financial Statements

31 March 2021

Company Registration Number: 06603028

Charity Number: 1125242

Contents

Trustees' Annual Report	1-3
Independent Examiner's Report	4
Statement of Financial Activities	5
Balance Sheet	6
Notes	7-12
Detailed Statement of Financial Activities	14

Trustees' Annual Report

The trustees, who are also directors for the purposes of company law, present their report and the unaudited financial statements of the company for the year ended 31 March 2021.

The financial statements comply with the Charities Act 2011, the Companies Act 2006, the Memorandum and Articles of Association, and Accounting and Reporting by Charities: Statement of Recommended Practice applicable to charities preparing their accounts in accordance with the Financial Reporting Standard for Smaller Entities.

OBJECTIVES AND ACTIVITIES

The objects of the charity are to promote the objects of the Riding for the Disabled Association Incorporating Carriage Driving, a charity registered under charity number 244108, by providing disabled people with the opportunity to ride and/or to carriage drive to benefit their health and well-being in the Cranleigh area.

We have referred to the guidance contained in the Charity Commission's general guidance on public benefit when reviewing our aims and objectives and in planning our future activities. We believe that the charity provides public benefit by delivering riding opportunities for disabled people.

The trustees intend to carry on activities in similar fashion.

ACHIEVEMENTS AND PERFORMANCE

The global outbreak of Covid-19 significantly impacted Cranleigh RDA's activities throughout the 2020/21 financial year, and continues to do so. Many of our riders have missed out on all the benefits that regular riding would normally bring, whether in terms of the therapeutic impact of physical activity, social interaction or for their mental health - not to mention having fun!

Lockdown prevented any activity from 17 March 2020, but we were one of the first RDA Groups nationally to get re-started when we opened our doors again in mid-September. Operating under Covid-19 secure conditions, including additional hygiene and social distancing measures, we were restricted on the numbers of people (riders and helpers) able to take part in a session, and only 25 of our most able riders could return. The second Lockdown was then imposed from 5th November 2020, and we remained closed to all but a handful of riders until 6th April 2021.

Since then we have been working on increasing rider numbers as restrictions allow. Most schools have not been undertaking any off-site activities for their pupils since March 2020, but as at today's date 43 of our independent riders are back in the saddle every week. This compares to a total of about 120 riders in the weeks before the first Lockdown. We are planning to remain open over much of the summer (subject to a 2 week holiday for the ponies) to our independent riders, and are in contact with schools to facilitate their smooth return at the start of the Autumn term in September. All this, of course, is subject to any future changes in Government restrictions arising from Covid-19.

While we have been unable to offer riding to most or all our riders in the last 15 months, a dedicated team of volunteers has worked with our stable manager throughout the period to care for and exercise the ponies so that they could return to work as soon as riders were allowed to return. Sadly, five of our ponies had to be retired from RDA duties over the last year, and significant amounts of time and effort continue to be dedicated to finding (and securing funding for) suitable replacement ponies. Repairs and maintenance work has also continued on the building and paddocks throughout the period.

Riders and volunteers have been kept up to date with everything going on at Casi's Farm with a regular Newsletter and ongoing contact with Coaches and session Organisers. The directors would like to take this opportunity to thank all our wonderful, dedicated volunteers for everything they have done and continue to do to support the vital work undertaken by Cranleigh RDA, particularly during these especially challenging times.

FINANCIAL REVIEW

Covid-19 Lockdowns and restrictions on activities have had a significant impact on the Cranleigh RDA's finances over the year to 31 March 2021.

Donations from riders totalled just £4,101, down 87% on the previous year (2020: £31,609), reflecting the periods of closure and reduced activity. Other donations of £38,819 were up £13,295 on the previous year (2020: £25,524) reflecting the receipt of two grants and the loyalty and generosity of our supporter base.

The 2020 Good Friday Sponsored Ride was cancelled due to Lockdown, but almost £6,000 was raised through various other fundraising events in the Spring of 2020. The Sponsored Ride management team pressed on with plans for the 2021 event, and this was run just days after Covid-19 restrictions eased. Over £13,000 was raised, a record sum in recent years, of which £2,692 was received before the year end.

Costs have been tightly controlled and the Statement of Financial Activities shows net expenditure of £5,980 for the year (2020: net expenditure of £5,302).

Given all the circumstances, the trustees consider the financial performance by the charity during the year to have been satisfactory.

Total funds at the end of the period were £881,660 (2020: £887,640), of which £1,000 is restricted (2020: all funds were unrestricted). It is the trustees' policy to maintain sufficient reserves to cover 12 months' expenditure, excluding depreciation.

Total expenditure (excluding depreciation) in 2021 was £43,441 (2020: £60,817). Excluding tangible fixed assets used to carry out the charity's activities, total reserves at 31 March 2021 were £62,482 (2020: £52,805), representing 17 months' expenditure (2020: 10 months. Excluding the cost of horses purchased in 2020, however, there were sufficient reserves to cover 12 months' expenditure).

The trustees meet on a regular basis to review the charity's financial position: expenditure is being tightly managed and various fundraising activities (including to finance the purchase of more ponies for the Group) are ongoing.

STRUCTURE, GOVERNANCE AND MANAGEMENT

The charity is constituted as a company limited by guarantee and is therefore governed by a memorandum and articles of association. The directors of the company are also trustees of the charity. Eligibility for membership of the charity and membership of the board of trustees is governed by the memorandum and articles of association. There are no restrictions in the governing document on the operation of the charity or on its investment powers, other than those imposed by general charity law. New trustees are identified in relation to the knowledge and skills that they can bring to the charity's activities.

REFERENCE AND ADMINISTRATIVE DETAILS

Registered charity name	Cranleigh Riding for the Disabled Association Group
Charity registration number	1125242
Company registration number	06603028
Principal and registered office	Casi's Farm Rowly Drive Cranleigh Surrey GU6 8PL


The trustees who served the company during the period were as follows:

Sarah Matthews (Co-Chair)
Mary Stokes (Co-Chair)
Cass Ivie (Secretary)
Sarah Lambert (Treasurer, appointed 5 October 2020)
Pat Breakell
Anthea Dickson
Liz Harrison
Dick Lane
Colin Russell (resigned 11 November 2020)
Paul Sayers (resigned 11 November 2020)
Mike Sicely (resigned 11 November 2020)

Independent examiner	Bernard Brace FCCA 52-53 Smithbrook Kilns Cranleigh Surrey GU6 8JJ
----------------------	--

Bernard Brace has been re-appointed as independent examiner for the ensuing year.

Signed on behalf of the trustees



Sarah Lambert
Director and trustee

2nd August 2021

INDEPENDENT EXAMINER'S REPORT

TO THE MEMBERS OF CRANLEIGH RIDING FOR THE DISABLED ASSOCIATION GROUP

I report on the accounts of the company for the year ended 31 March 2021 which are set out on pages 1 to 12.

RESPECTIVE RESPONSIBILITIES OF TRUSTEES AND EXAMINER

The trustees (who are also the directors of Cranleigh Riding for the Disabled Association Group for the purposes of company law) are responsible for the preparation of the accounts. The trustees consider that an audit is not required for this year under section 144(2) of the Charities Act 2011 (the 2011 Act) and that an independent examination is needed.

Having satisfied myself that the company is not subject to audit under company law and is eligible for independent examination, it is my responsibility to:

- examine the accounts under section 145 of the 2011 Act;
- follow the procedures laid down in the general Directions given by the Charity Commission under section 145(5)(b) of the 2011 Act; and
- state whether particular matters have come to my attention.

BASIS OF INDEPENDENT EXAMINER'S REPORT

My examination was carried out in accordance with the general Directions given by the Charity Commission. An examination includes a review of the accounting records kept by the company and a comparison of the accounts presented with those records. It also includes consideration of any unusual items or disclosures in the accounts, and seeking explanations from you as trustees concerning any such matters. The procedures undertaken do not provide all the evidence that would be required in an audit and consequently no opinion is given as to whether the accounts present a 'true and fair view' and the report is limited to those matters set out in the statement below.


INDEPENDENT EXAMINER'S STATEMENT

In connection with my examination, no matter has come to my attention:

1. which gives me reasonable cause to believe that in any material respect the requirements:
 - to keep accounting records in accordance with section 386 of the Companies Act 2006; and
 - to prepare accounts which accord with the accounting records, comply with the accounting requirements of section 396 of the Companies Act 2006 and with the methods and principles of the Statement of Recommended Practice: Accounting and Reporting by Charitieshave not been met; or
2. to which, in my opinion, attention should be drawn in order to enable a proper understanding of the accounts to be reached.

Bernard Brace FCCA

52-53 Smithbrook Kilns
Cranleigh, Surrey, GU6 8JJ
Independent examiner



.....

8th September 2021

STATEMENT OF FINANCIAL ACTIVITIES
(Incorporating the Income and Expenditure Account)

	Note	Unrestricted Funds £	2021 Restricted Funds £	Total Funds £	2020 Total Funds £
<i>Income from:</i>					
Donations and legacies	2	36,262	2,557	38,819	25,524
Charitable activities	3	4,101	-	4,101	31,609
Other trading activities	4	10,198	-	10,198	15,455
Investments	5	-	-	-	55
Total Income		50,561	2,557	53,118	72,643
<i>Expenditure on:</i>					
Raising funds	6	127	-	127	1,870
Charitable activities	7/8	57,414	1,557	58,971	76,075
Premises improvements		-	-	-	-
Total Expenditure		57,541	1,557	59,098	77,945
Net Income / (Expenditure)		(6,980)	1,000	(5,980)	(5,302)
Transfers between Funds		-	-	-	-
Net Movement in Funds		(6,980)	1,000	(5,980)	(5,302)
<i>Reconciliation of Funds</i>					
Total Funds Brought Forward		887,640	-	887,640	892,942
Total Funds Carried Forward		880,660	1,000	881,660	887,640

The Statement of Financial Activities includes all gains and losses recognised in the year.
All of the above amounts relate to continuing activities.

The Notes on Pages 7 to 12 form part of these Financial Statements.

**Cranleigh Riding for the Disabled Association Group
Company Limited by Guarantee**

Financial Statements for the year ended 31 March 2021

BALANCE SHEET

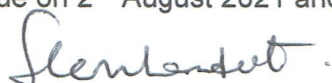
		2021	2020
	Note	£	£
Fixed Assets			
Tangible Assets	11	819,178	834,835
		819,178	834,835
Current Assets			
Debtors	12	1,439	2,584
Cash at Bank		62,566	56,501
		64,005	59,085
Liabilities			
Creditors: Amounts falling due within one year	13	(1,523)	(6,280)
Net Current Assets		62,482	52,805
Total Assets less Current Liabilities		881,660	887,640
Net Assets		881,660	887,640
Funds			
Restricted Income Funds	14	1,000	-
Unrestricted Income Funds	15	880,660	887,640
Total Funds		881,660	887,640

For the year ended 31 March 2021 the company was entitled to exemption from audit under section 477 of the Companies Act (2006) relating to small companies.

Trustees' responsibilities:

- The members have not required the company to obtain an audit of its accounts for the year in question in accordance with section 476; and
- The Trustees acknowledge their responsibilities for complying with the requirements of the Act with respect to accounting records and the preparation of accounts.

These financial statements were approved by the members of the Board and authorised for issue on 2nd August 2021 and are signed on their behalf by:



Sarah Lambert
Director and trustee 2nd August 2021

Company registration Number: 06603028

The Notes on Pages 7 to 12 form part of these Financial Statements.

NOTES

1. ACCOUNTING POLICIES

Basis of accounting

The financial statements have been prepared in accordance with Accounting and Reporting by Charities: Statement of Recommended Practice applicable to charities preparing their accounts in accordance with the Financial Reporting Standard for Smaller Entities published on 16 July 2014, the Financial Reporting Standard for Smaller Entities (effective January 2015) and the Companies Act 2006. Assets and liabilities are initially recognised at historical cost or transaction value except for investments which are included at market value.

Fund accounting

Funds are split between unrestricted and restricted funds. Restricted funds are funds where the donor determined the way in which the charity should apply the funds.

Fixed assets

Tangible fixed assets are measured at cost less accumulated depreciation and any accumulated impairment losses.

The cost shown in the accounts for freehold land is the historical cost at which it was inherited by the charity (from the previously unincorporated charity in 2009).

Depreciation is calculated to write down the cost less estimated residual value of all tangible fixed assets, other than freehold land, over their expected useful lives using the straight-line method. The rates applicable are:

Freehold buildings	50 years (and starting in the year after acquisition)
Equipment (tack)	the directors believe that the net realisable value is at least equal to historic cost, and so is not depreciated
Motor vehicles	4 years

Stocks

Stocks are valued at the lower of cost and net realisable value, after making due allowance for obsolete and slow moving items.

Financial Statements for the year ended 31 March 2021

2. INCOME FROM DONATIONS AND LEGACIES

	Unrestricted Funds £	Restricted Funds £	Total Funds 2021 £	Total Funds 2020 £
Donations	26,262	2,557	28,819	25,524
Grants	10,000	-	10,000	-
	<u>36,262</u>	<u>2,557</u>	<u>38,819</u>	<u>25,524</u>

During the year, the charity received £1,057 in relation to vet fees (Spice and Blue), and £500 towards subscription costs (Xero). The obligations relating to these kind donations were fulfilled in the year. In addition, £1,000 was donated towards the purchase of a horse, which is carried forward in Restricted Reserves.

Grants were gratefully received by ESG/Sports England (£5,000) and The Haymans Trust Fund (£5,000).

3. INCOME FROM CHARITABLE ACTIVITIES

	Unrestricted Funds £	Restricted Funds £	Total Funds 2021 £	Total Funds 2020 £
Voluntary Donations from Riders	4,101	-	4,101	31,609
	<u>4,101</u>	<u>-</u>	<u>4,101</u>	<u>31,609</u>

The charity does ask riders for a donation to help with costs: however, this is entirely voluntary, and services are provided regardless of whether or not a donation is received.

4. INCOME FROM OTHER TRADING ACTIVITIES

	Unrestricted Funds £	Restricted Funds £	Total Funds 2021 £	Total Funds 2020 £
Shop income	15	-	15	274
Fundraising events – Sponsored Ride	2,692	-	2,692	11,603
Other fundraising events	5,931	-	5,931	-
Other activities for generating funds	1,560	-	1,560	3,578
	<u>10,198</u>	<u>-</u>	<u>10,198</u>	<u>15,455</u>

**Cranleigh Riding for the Disabled Association Group
Company Limited by Guarantee**

Financial Statements for the year ended 31 March 2021

5. INCOME FROM INVESTMENTS

	Unrestricted Funds £	Restricted Funds £	Total Funds 2021 £	Total Funds 2020 £
Bank interest	-	-	-	55
	-	-	-	55

6. EXPENDITURE ON RAISING FUNDS

	Unrestricted Funds £	Restricted Funds £	Total Funds 2021 £	Total Funds 2020 £
Shop costs	-	-	-	337
Fundraising costs	58	-	58	1,293
Bank charges	69	-	69	240
	127	-	127	1,870

7. EXPENDITURE ON CHARITABLE ACTIVITIES BY FUND TYPE

	Unrestricted Funds £	Restricted Funds £	Total Funds 2021 £	Total Funds 2020 £
Provision of riding facilities	41,757	1,557	43,314	51,947
Purchase of horses	-	-	-	7,000
Depreciation	15,657	-	15,657	17,128
	57,414	1,557	58,971	76,075

8. EXPENDITURE ON CHARITABLE ACTIVITIES BY ACTIVITY TYPE

	Riding Facilities £	Total 2021 £	Total 2020 £
Provision of riding facilities	43,314	43,314	51,947
Purchase of horses	-	-	7,000
Depreciation	15,657	15,657	17,128
	58,971	58,971	76,075

Financial Statements for the year ended 31 March 2021

9. SUMMARY ANALYSIS OF EXPENDITURE AND RELATED INCOME FOR CHARITABLE ACTIVITIES

	Providing Riding Opportunities £	Total 2021 £	Total 2020 £
Voluntary donations from riders	4,101	4,101	31,609
Provision of riding facilities	(43,314)	(43,314)	(51,947)
Purchase of horses	-	-	(7,000)
	<u>(39,213)</u>	<u>(39,213)</u>	<u>(27,338)</u>
Depreciation	(15,657)	(15,657)	(17,128)
Net expenditure on charitable activities	<u>(54,870)</u>	<u>(54,870)</u>	<u>(44,466)</u>

Expenditure on charitable activities includes Depreciation of £15,657 (2020: £17,128) which is a non-cash item. The underlying (cash) net expenditure is funded by voluntary contributions from riders, fundraising activities (eg the annual sponsored ride), grants and donations.

10. STAFF COSTS AND EMOLUMENTS

	Total 2021 £	Total 2020 £
Total staff costs were as follows:		
Wages and salaries, incl National Insurance and pension	16,950	15,710
	<u>16,950</u>	<u>15,710</u>

Particulars of employees:

The average monthly headcount was 1 (2020: 1) and the average number of employees during the year, calculated on the basis of full-time equivalents was as follows:

	2021	2020
Number of management staff	<u>1</u>	<u>1</u>

No employee received remuneration of more than £60,000 during the year (2020: None).

**Cranleigh Riding for the Disabled Association Group
Company Limited by Guarantee**

Financial Statements for the year ended 31 March 2021

11. TANGIBLE FIXED ASSETS

	Freehold Land £	Freehold Buildings £	Equipment £	Motor Vehicles £	Total £
Cost					
At 1 April 2020	79,286	782,863	4,000	6,420	872,569
Additions	-	-	-	-	-
Disposals	-	-	-	-	-
At 31 March 2021	<u>79,286</u>	<u>782,863</u>	<u>4,000</u>	<u>6,420</u>	<u>872,569</u>
Depreciation					
At 1 April 2020	-	31,314	-	6,420	37,734
In Year	-	15,657	-	-	15,657
At 31 March 2021	<u>-</u>	<u>46,971</u>	<u>-</u>	<u>6,420</u>	<u>53,391</u>
Net Book Value					
At 31 March 2020	<u>79,286</u>	<u>751,549</u>	<u>4,000</u>	<u>-</u>	<u>834,835</u>
At 31 March 2021	<u>79,286</u>	<u>735,892</u>	<u>4,000</u>	<u>-</u>	<u>819,178</u>

12. DEBTORS

	2021 £	2020 £
Trade debtors	-	-
Other debtors	-	1,400
Prepayments	1,439	1,184
	<u>1,439</u>	<u>2,584</u>

13. CREDITORS: Amounts falling due within one year

	2021 £	2020 £
Trade creditors	1,523	6,280
Short term loans	-	-
	<u>1,523</u>	<u>6,280</u>

**Cranleigh Riding for the Disabled Association Group
Company Limited by Guarantee**

Financial Statements for the year ended 31 March 2021

14. RESTRICTED INCOME FUNDS

	At 1 April £	Incoming Resources £	Outgoing Resources £	Transfers £	At 31 March £
2020 – General Fund	-	10,664	(8,312)	(2,352)	-
2021 – General Fund	-	2,557	(1,557)	-	1,000

£1,000 was donated for the purchase of a horse, which is carried forward in Restricted Reserves.

15. UNRESTRICTED INCOME FUNDS

	At 1 April £	Incoming Resources £	Outgoing Resources £	Transfers £	At 31 March £
2020	892,942	61,979	(69,633)	2,352	887,640
2021	887,640	50,561	(57,541)	-	880,660

16. ANALYSIS OF NET ASSETS BETWEEN FUNDS

	Tangible Fixed Assets £	Net Current Assets £	Total £
2020			
Restricted income funds	-	-	-
Unrestricted income funds	834,835	52,805	887,640
	<u>834,835</u>	<u>52,805</u>	<u>887,640</u>
2021			
Restricted income funds	-	1,000	1,000
Unrestricted income funds	819,178	61,482	880,660
	<u>819,178</u>	<u>62,482</u>	<u>881,660</u>

17. COMPANY LIMITED BY GUARANTEE

The company is incorporated under the Companies Act 1985 and is limited by guarantee, each member having undertaken to contribute such amounts not exceeding £1 as may be required in the event of the company being wound up whilst he or she is still a member or within one year thereafter.

**The following pages do not form part of
the statutory financial statements which are
the subject of the independent examiner's report on Page 4.**

Financial Statements for the year ended 31 March 2021

DETAILED STATEMENT OF FINANCIAL ACTIVITIES

This statement does not form part of the statutory financial statements which are the subject of the independent examiner's report on Page 4.

		2021		2020	
	Note	Unrestricted Funds £	Restricted Funds £	Total Funds £	Total Funds £
<u>Income from:</u>					
Donations	2	26,262	2,557	28,819	14,859
Grants		10,000	-	10,000	-
Donations and legacies	2	36,262	2,557	38,819	25,524
Voluntary contributions from riders		4,101	-	4,101	31,609
Charitable activities	3	4,101	-	4,101	31,609
Shop income		15	-	15	274
Fundraising – Sponsored Ride		2,692	-	2,692	11,603
Fundraising – Other activities		5,931	-	5,931	-
Other activities for generating funds		1,560	-	1,560	3,577
Other trading activities	4	10,198	-	10,198	15,455
Investments	5	-	-	-	55
Total Income		50,561	2,557	53,118	72,643
<u>Expenditure on:</u>					
Shop costs		-	-	-	337
Fundraising costs		58	-	58	1,293
Bank charges		69	-	69	240
Raising funds	6	127	-	127	1,870
Total staff costs		16,950	-	16,950	15,710
Feed and bedding		7,800	-	7,800	6,846
Farrier		3,595	-	3,595	5,147
Vet, physio, dentist etc	2	3,453	1,057	4,510	4,695
Tack and equipment		301	-	301	1,405
Teaching and training		50	-	50	723
Horse purchases		-	-	-	7,000
Repairs and maintenance		2,461	-	2,461	9,217
Heat, light and power		2,181	-	2,181	2,607
Insurance and subscriptions	2	3,536	500	4,036	3,473
Office expenses		773	-	773	1,427
Sundry		657	-	657	696
Depreciation of buildings		15,657	-	15,657	17,128
Charitable activities	7	57,414	1,557	58,971	76,075
Premises improvements		-	-	-	-
Total Expenditure		57,541	1,557	59,098	77,945
Net Income / (Expenditure)	2	(6,980)	1,000	(5,980)	(5,302)