

# MARY ALICE HARRIS CHARITABLE TRUST

England & Wales · Charity number 1124756

## Details

---

**Status** Registered

**Legal form** Trust

**Registered** 2008-07-01

**Register** [View on the Charity Commission register](#)

## Contact

---

**Address** The Barn  
Dippenhall  
Farnham  
GU10 5ED

**Phone** 01483 302264

**Email** [mahtrust07@btinternet.com](mailto:mahtrust07@btinternet.com)

## Activities

---

**Objects:** THE TRUSTEES SHALL HOLD THE CAPITAL AND INCOME OF THE TRUST FUND UPON TRUST TO PAY OR APPLY THE INCOME, AND ( IF AND WHEN THE TRUSTEES IN THEIR DISCRETION THINK FIT ) ALL OR ANY PART OR PARTS OF THE CAPITAL TO OR FOR SUCH EXCLUSIVELY CHARITABLE OBJECTS OR PURPOSES IN ANY PART OF THE WORLD AS THE TRUSTEES MAY IN THEIR DISCRETION THINK FIT.

**Activities:** To make grants to organisations including schools and other charities.

## Classification

---

- **How:** Makes Grants To Organisations
- **What:** General Charitable Purposes
- **Who:** The General Public/mankind

## Geography

---

- **Area of benefit:** UNDEFINED. IN PRACTICE, NATIONAL
- Throughout England And Wales

## Finances

| Period end | Income  | Expenditure | Assets | Employees |
|------------|---------|-------------|--------|-----------|
| 2025-04-05 | £38,124 | £37,245     | -      | -         |
| 2024-04-05 | £33,586 | £38,191     | -      | -         |
| 2023-04-05 | £23,697 | £21,754     | -      | -         |
| 2022-04-05 | £38,309 | £37,393     | -      | -         |
| 2021-04-05 | £32,554 | £21,537     | -      | -         |

## Trustees

| Name                       | Role  | Appointed |
|----------------------------|-------|-----------|
| <b>NIGEL ROBERT HARRIS</b> | Chair |           |
| ABIGAIL SIAN ARRIS         |       |           |
| DAVID WILLIAM COULTRIP     |       |           |
| KATE ANNIQUE HARRIS        |       |           |
| VALERIE JANE HARRIS        |       |           |

**MARY ALICE HARRIS CHARITABLE TRUST**

England & Wales - Charity number 1124756

---

# Accounts

---

# **THE MARY ALICE HARRIS CHARITABLE TRUST**

## **FINANCIAL STATEMENTS**

**YEAR ENDED 5 APRIL 2025**

**CHARITY NUMBER 1124756**

# THE MARY ALICE HARRIS CHARITABLE TRUST

## Members of the Board and Professional Advisers

The Trustees :  
Nigel Robert Harris  
Mrs Valerie Jane Harris  
Miss Abigail Sian Arris  
Miss Kate Annique Harris  
David William Coultrip

Registered Office :  
The Barn  
Dippenhall  
Farnham  
Surrey  
GU10 5ED

Investment Adviser :  
Rathbones Group Plc  
30 Gresham Street  
London  
EC2V 7QN

Solicitors :  
Stevens & Bolton LLP  
Wey House  
Farnham  
Guildford  
Surrey  
GU1 4YD

# THE MARY ALICE HARRIS CHARITABLE TRUST

## Trustees Annual Report Year ended 5 April 2025

### Objectives

The Trustees shall hold the capital and the income of the trust fund upon Trust to pay or apply the income, and (if and when the trustees in their discretion think fit) all or any part of parts of the capital to or for such exclusively charitable objects or purposes in any part of the world as the Trustees may in their discretion think fit.

### Legal Status

The charity is an unincorporated trust registered with the Charity Commission under Number 1124756

### Organisation

The Trust is controlled by the five trustees

### Financial Controls

During the financial year the trustees gave discretion to the investment managers to undertake all decisions concerning the investment portfolio for the advancement of the Trust's investment objectives.

### Investment Objectives

It is intended that the capital value of the portfolio is managed with the long term aim of providing a balance between income and capital growth in a diversified portfolio of equities, fixed income stocks and cash.

The Trust is a registered charity and thus exempt from capital gains tax. Therefore, the investment objectives of the Trust are not restricted by capital gains limitations.

### Investment Criteria

In order to achieve these objectives, the trustees have appointed Rathbones to manage the portfolio on a discretionary basis in medium risk assets comprising equities and fixed income stocks. There are no limitations or restrictions on investment and the trustees intend to keep this under review with its advisers.

### Review

The trustees will review the investment objectives and criteria of the Trust in conjunction with the advisers on at least an annual basis.

Signed on behalf of the trustees :

.....  
Nigel Harris

.....  
Valerie Harris

# THE MARY ALICE HARRIS CHARITABLE TRUST

## Independent Examiner's Report to the Trustees Year ended 5 April 2025

Reporting on the unaudited accounts of the charity for the year ended 5 April 2025

### RESPECTIVE RESPONSIBILITIES OF THE TRUSTEES AND THE INDEPENDENT EXAMINER

The charity's trustees are responsible for the preparation of the accounts.  
The charity's trustees consider that an audit is not required for this year under section 43(3)(a) of the Charities Act 1993 and that an independent examination is needed.

It is my responsibility to :

1. examine the accounts section 43(3)(a) of the 1993 Act;
2. follow the procedures laid down in the General Directions given by the Charity Commissioners section 43(7)(b) of the 1993 Act; and
3. state whether particular matters have come to my attention.

### BASIS OF INDEPENDENT EXAMINER'S REPORT

My examination was carried out in accordance with the general directions given by the Charities Commissioners. An independent examination includes a review of the accounting records kept by the Trust and a comparison of the accounts presented with those records. It also includes consideration of any unusual items or disclosures in the accounts, and seeking explanations from you as trustees concerning such matters. The procedures undertaken do not provide all the evidence that would be required in an audit, and consequently I do not express an audit opinion on the view given by the accounts.

### INDEPENDENT EXAMINER'S STATEMENT

In connection with my examination, no matter has come to my attention:

(1) which gives me reasonable cause to believe that in any material respect the requirements:

- (a) to keep accounting records in accordance with section 41 of the act; and
- (b) to prepare accounts which accord with the accounting records and to comply with the accounting requirements of the Act.

have not been met; or

(2) to which, in my opinion, attention should be drawn in order to enable a proper understanding of the accounts to be reached.

BAILEY & CO TAX CONSULTANTS LTD  
Victoria House, South Street,  
Farnham, Surrey GU9 7QU

# THE MARY ALICE HARRIS CHARITABLE TRUST

## Notes to the Financial Statements

YEAR ENDED 5 APRIL 2025

|   |                    |                   |                    |
|---|--------------------|-------------------|--------------------|
| <b>1 Net Donations Received</b>                           |                    | <b>£</b>          |                    |
| N Harris  |                    | -                 |                    |
| V Harris  |                    | -                 |                    |
|   |                    | <u>£0.00</u>      |                    |
| <b>2. Investment Income</b>                               |                    |                   |                    |
| UK Dividends  | 941.49             |                   |                    |
| UK Unit Trusts and OEIC Dividends accumulated             | 143.84             |                   |                    |
| UK REIT Dividend  | 621.45             |                   |                    |
| Overseas Dividends - cash                                 | 3,171.55           |                   |                    |
| Overseas Dividends - accumulated (ERI)                    | 0.00               |                   |                    |
| Overseas Dividends - accumulated                          | <u>0.00</u>        | 4,878.33          |                    |
| UK Interest received on Unit Trust/OEICs                  | 0.00               |                   |                    |
| UK Interest received on deposits                          | 724.52             |                   |                    |
| UK Gilt Interest  | 16.26              |                   |                    |
| UK REIT Interest  | 0.00               |                   |                    |
| Overseas Interest   | 992.11             |                   |                    |
| Overseas Interest - Accumulated                           | <u>226.48</u>      |                   |                    |
|   |                    | <u>1,959.37</u>   |                    |
|   |                    | <u>£6,837.70</u>  |                    |
| <b>3. Costs in furtherance of charitable objects</b>      |                    |                   |                    |
| Simon Langton Grammar School                              |                    | £10,000.00        |                    |
| Treloar Trust   |                    | £10,000.00        |                    |
| The Royal School for the Blind                            |                    | <u>£7,500.00</u>  |                    |
|   |                    | <u>£27,500.00</u> |                    |
| <b>4. Management and Administration</b>                   |                    |                   |                    |
| Legal and Professional - accrual 2025                     |                    | 4,188.00          |                    |
| Investec - management fee                                 |                    | <u>5,557.64</u>   |                    |
|   |                    | <u>£9,745.64</u>  |                    |
| <b>5. Debtors and Cash Held</b>                           |                    |                   |                    |
| HMRC (provisional tax reclaim - gift aid/income tax)      |                    | 492.95            |                    |
| Cash held by Stevens & Bolton LLP                         |                    | 0.00              |                    |
| Cash held by Investec - GBP                               |                    | 4,586.65          |                    |
| Cash held by Investec - USD                               |                    | <u>2.00</u>       |                    |
|   |                    | <u>£5,081.60</u>  |                    |
| <b>6. Creditors - Amounts falling due within one year</b> |                    |                   |                    |
| Legal fee creditor (2024)                                 |                    | 3,996.00          |                    |
| Legal fee creditor (2025)                                 |                    | <u>4,188.00</u>   |                    |
|   |                    | <u>£8,184.00</u>  |                    |
| <b>7. Analysis of Net Assets in unrestricted funds</b>    |                    |                   |                    |
|   | Investments (cost) | Other             | Total              |
| Unrestricted funds  | <u>£453,951.85</u> | <u>(3,102.40)</u> | <u>£450,849.45</u> |

# THE MARY ALICE HARRIS CHARITABLE TRUST

## STATEMENT OF FINANCIAL ACTIVITIES

YEAR ENDED 5 APRIL 2024

|   | Note | £                        |
|---|------|--------------------------|
| <b>INCOMING RESOURCES</b>                         |      |                          |
| Net Donations received                            | 1    | -                        |
| Investment Income                                 | 2    | <u>6,837.70</u>          |
| <b>TOTAL INCOMING RESOURCES</b>                   |      | <u><u>6,837.70</u></u>   |
| <b>RESOURCES EXPENDED</b>                         |      |                          |
| <b>Charitable expenditure:</b>                    |      |                          |
| Costs in furtherance of charitable objects        | 3    | 27,500.00                |
| Management and administration                     | 4    | <u>9,745.64</u>          |
| <b>TOTAL RESOURCES EXPENDED</b>                   |      | <u><u>37,245.64</u></u>  |
| <b>NET INCOMING RESOURCES</b>                     |      | (30,407.94)              |
| <b>OTHER RECOGNISED GAINS AND LOSSES</b>          |      |                          |
| Net gains/(losses) - investment assets            |      | 31,168.40                |
| Net gains/(losses) on foreign currency            |      | <u>118.59</u>            |
| <b>NET MOVEMENT IN FUNDS RELATING TO THE YEAR</b> |      | 879.05                   |
| BALANCE BROUGHT FORWARD                           |      | 451,263.03               |
| BALANCE CARRIED FORWARD                           |      | <u><u>452,142.08</u></u> |

# THE MARY ALICE HARRIS CHARITABLE TRUST

## BALANCE SHEET

AS AT 5 APRIL 2024

|  | Note           | £               | £                         |
|--|----------------|-----------------|---------------------------|
| <b>FIXED ASSETS</b>                          | <i>Annexed</i> |                 | 453,951.85                |
| CURRENT ASSETS                               |                |                 |                           |
| Debtors & cash held                          | 5              | 5,081.60        |                           |
| CREDITORS                                    |                |                 |                           |
| Amounts falling due within one year          | 6              | <u>8,184.00</u> | (3,102.40)                |
| <b>TOTAL ASSETS LESS CURRENT LIABILITIES</b> |                |                 | <u><u>£450,849.45</u></u> |

REPRESENTED BY :

### FUNDS

|              |   |  |                           |
|--------------|---|--|---------------------------|
| Unrestricted | 7 |  | 450,849.45                |
|              |   |  | <u><u>£450,849.45</u></u> |

**THE MARY ALICE HARRIS CHARITABLE TRUST**  
**Schedule of Investments for the period from 6 April 2024 to 5 April 2025**

|                                   |              | Opening Balances |           | Acquisitions |            | Disposals |           |           |             | Closing |           | Market Value |
|-----------------------------------|--------------|------------------|-----------|--------------|------------|-----------|-----------|-----------|-------------|---------|-----------|--------------|
|                                   |              | Units            | Cost      | Units        | Cost       | Units     | Proceeds  | Cost      | Profit/Loss | Units   | Cost      |              |
| Alphabet Inc Cap Stk USD0.001     |              |                  |           |              |            |           |           |           |             |         |           |              |
| 06/04/2024                        | B/fwd        | 250              | 2,511.08  |              |            |           |           |           |             |         |           |              |
| 05/04/2025                        | C/fwd        |                  |           |              |            |           |           |           |             | 250     | 2,511.08  | 28,130       |
| Amazon Com Inc Com USD0.01        |              |                  |           |              |            |           |           |           |             |         |           |              |
| 06/04/2024                        | B/fwd        | 220              | 15,082.57 |              |            |           |           |           |             |         |           |              |
| 05/04/2025                        | C/fwd        |                  |           |              |            |           |           |           |             | 220     | 15,082.57 | 29,073       |
| Astrazenca Ord USD0.25            |              |                  |           |              |            |           |           |           |             |         |           |              |
| 11/12/2025                        | Bought       |                  |           | 124          | 13,054.43  |           |           |           |             |         |           |              |
| 05/04/2025                        | C/fwd        |                  |           |              |            |           |           |           |             | 124     | 13,054.43 | 13,401       |
| Atlas Copco AB Ser 'A'            |              |                  |           |              |            |           |           |           |             |         |           |              |
| 06/04/2024                        | B/fwd        | 796              | 9,345.00  |              |            |           |           |           |             |         |           |              |
| 05/04/2025                        | C/fwd        |                  |           |              |            |           |           |           |             | 796     | 9,345.00  | 8,762        |
| BH Macro Ord NPV GBP              |              |                  |           |              |            |           |           |           |             |         |           |              |
| 06/04/2024                        | B/fwd        | 13,380           | 38,682.20 |              |            |           |           |           |             |         |           |              |
| 13/11/2024                        | Sold         |                  |           |              |            | 13,380    | 49,394.74 | 38,682.20 | 10,712.54   |         |           |              |
| 05/04/2025                        | C/fwd        |                  |           |              |            |           |           |           |             | 0       | 0.00      | 0            |
| BNY Mellon Glb Cr Z               |              |                  |           |              |            |           |           |           |             |         |           |              |
| 29/10/2024                        | Bought       |                  |           | 28,950       | 32,232.93  |           |           |           |             |         |           |              |
| 11/02/2025                        | Equalisation |                  |           | -            | (1,230.38) |           |           |           |             |         |           |              |
| 11/02/2025                        | Acc div      |                  |           | -            | 226.48     |           |           |           |             |         |           |              |
| 05/04/2025                        | C/fwd        |                  |           |              |            |           |           |           |             | 28,950  | 31,229.03 | 32,983       |
| Booking Holdings Inc Com USD0.008 |              |                  |           |              |            |           |           |           |             |         |           |              |
| 06/04/2024                        | B/fwd        | 7                | 14,725.00 |              |            |           |           |           |             |         |           |              |
| 15/08/2024                        | Bought       |                  |           | 4            | 11,268.41  |           |           |           |             |         |           |              |
| 28/03/2025                        | Sold         |                  |           |              |            | 3         | 10,987.10 | 7,089.11  | 3,897.99    |         |           |              |
| 05/04/2025                        | C/fwd        |                  |           |              |            |           |           |           |             | 8       | 18,904.30 | 26,486       |
| Compass Group Ord GBP0.11050      |              |                  |           |              |            |           |           |           |             |         |           |              |
| 06/04/2024                        | B/fwd        | 930              | 20,095.78 |              |            |           |           |           |             |         |           |              |
| 05/04/2025                        | C/fwd        |                  |           |              |            |           |           |           |             | 930     | 20,095.78 | 23,338       |
| ELI Lilly & Co Com                |              |                  |           |              |            |           |           |           |             |         |           |              |
| 28/01/2025                        | Bought       |                  |           | 28           | 18,135.94  |           |           |           |             |         |           |              |
| 05/04/2025                        | C/fwd        |                  |           |              |            |           |           |           |             | 28      | 18,135.94 | 15,974       |

**THE MARY ALICE HARRIS CHARITABLE TRUST**  
**Schedule of Investments for the period from 6 April 2024 to 5 April 2025**

|                                      |        | Opening Balances |           | Acquisitions |           | Disposals |           |           | Closing     |           | Market Value |
|--------------------------------------|--------|------------------|-----------|--------------|-----------|-----------|-----------|-----------|-------------|-----------|--------------|
|                                      |        | Units            | Cost      | Units        | Cost      | Units     | Proceeds  | Cost      | Profit/Loss | Units     |              |
| Graham Macro Ucits H Platform        |        |                  |           |              |           |           |           |           |             |           |              |
| 13/11/2024                           | Bought |                  |           | 416          | 49,635.75 |           |           |           |             |           |              |
| 05/04/2025                           | C/fwd  |                  |           |              |           |           |           |           | 416         | 49,635.75 | 52,247       |
| Morgan Stanley Emg Mkts DT Opps Jh   |        |                  |           |              |           |           |           |           |             |           |              |
| GBP Acc                              |        |                  |           |              |           |           |           |           |             |           |              |
| 06/04/2024                           | B/fwd  | 2,700            | 27,567.00 |              |           |           |           |           |             |           |              |
| 05/04/2025                           | C/fwd  |                  |           |              |           |           |           |           | 2,700       | 27,567.00 | 32,967       |
| Equinix Inc Com USD0.001             |        |                  |           |              |           |           |           |           |             |           |              |
| 06/04/2024                           | B/fwd  | 32               | 9,741.00  |              |           |           |           |           |             |           |              |
| 05/04/2025                           | C/fwd  |                  |           |              |           |           |           |           | 32          | 9,741.00  | 18,948       |
| HarbourVest G1 PE Ord                |        |                  |           |              |           |           |           |           |             |           |              |
| 06/04/2024                           | B/fwd  | 1,318            | 19,969.71 |              |           |           |           |           |             |           |              |
| 05/04/2025                           | C/fwd  |                  |           |              |           |           |           |           | 1,318       | 19,969.71 | 30,874       |
| HCA Healthcare Inc Com USD0.01       |        |                  |           |              |           |           |           |           |             |           |              |
| 06/04/2024                           | B/fwd  | 120              | 1,907.72  |              |           |           |           |           |             |           |              |
| 05/04/2025                           | C/fwd  |                  |           |              |           |           |           |           | 120         | 1,907.72  | 30,756       |
| Intuitive Surgical Com USD0.001      |        |                  |           |              |           |           |           |           |             |           |              |
| 06/04/2024                           | B/fwd  | 63               | 14,536.36 |              |           |           |           |           |             |           |              |
| 05/04/2025                           | C/fwd  |                  |           |              |           |           |           |           | 63          | 14,536.36 | 21,986       |
| JP Morgan Chase & Com USD1           |        |                  |           |              |           |           |           |           |             |           |              |
| 06/04/2024                           | B/fwd  | 200              | 5,689.71  |              |           |           |           |           |             |           |              |
| 28/01/2025                           | Sold   |                  |           |              |           | 50        | 10,634.75 | 1,422.43  | 9,212.32    |           |              |
| 05/04/2025                           | C/fwd  |                  |           |              |           |           |           |           | 150         | 4,267.28  | 24,376       |
| Legal & General L&G Ise Cyber Sec    |        |                  |           |              |           |           |           |           |             |           |              |
| 06/04/2024                           | B/fwd  | 1,150            | 19,610.41 |              |           |           |           |           |             |           |              |
| 25/02/2025                           | Sold   |                  |           |              |           | 1,150     | 27,537.60 | 19,610.41 | 7,927.19    |           |              |
| 05/04/2025                           | C/fwd  |                  |           |              |           |           |           |           | 0           | 0.00      | 0            |
| Lululemon Athletic Com USD0.005      |        |                  |           |              |           |           |           |           |             |           |              |
| 06/04/2024                           | B/fwd  | 48               | 14,257.53 |              |           |           |           |           |             |           |              |
| 05/04/2025                           | C/fwd  |                  |           |              |           |           |           |           | 48          | 14,257.53 | 9,782        |
| Melrose Industries Ord GBP0.22857142 |        |                  |           |              |           |           |           |           |             |           |              |
| 06/04/2024                           | B/fwd  | 3,135            | 7,947.65  |              |           |           |           |           |             |           |              |
| 04/09/2024                           | Sold   |                  |           |              |           | 3,135     | 14,774.37 | 7,947.65  | 6,826.72    |           |              |
| 05/04/2025                           | C/fwd  |                  |           |              |           |           |           |           | 0           | 0.00      | 0            |

**THE MARY ALICE HARRIS CHARITABLE TRUST**  
**Schedule of Investments for the period from 6 April 2024 to 5 April 2025**

|                                  |              | Opening Balances |           | Acquisitions |           | Disposals |           |           |             | Closing |           | Market |
|----------------------------------|--------------|------------------|-----------|--------------|-----------|-----------|-----------|-----------|-------------|---------|-----------|--------|
|                                  |              | Units            | Cost      | Units        | Cost      | Units     | Proceeds  | Cost      | Profit/Loss | Units   | Cost      | Value  |
| M&G Japan Sterling Pp Acc        |              |                  |           |              |           |           |           |           |             |         |           |        |
| 06/04/2024                       | B/fwd        | 8,750            | 13,212.50 |              |           |           |           |           |             |         |           |        |
| 30/04/2024                       | Equalisation |                  |           | -            | (62.25)   |           |           |           |             |         |           |        |
| 30/04/2024                       | Acc div      |                  |           | -            | 25.03     |           |           |           |             |         |           |        |
| 31/10/2024                       | Acc div      |                  |           | -            | 118.81    |           |           |           |             |         |           |        |
| 05/04/2025                       | C/fwd        |                  |           |              |           |           |           |           |             | 8,750   | 13,294.09 | 13,354 |
| Marvell Technology USD0.002      |              |                  |           |              |           |           |           |           |             |         |           |        |
| 04/09/2024                       | Bought       |                  |           | 288          | 15,626.00 |           |           |           |             |         |           |        |
| 05/04/2025                       | C/fwd        |                  |           |              |           |           |           |           |             | 288     | 15,626.00 | 11,002 |
| Microsoft Corp Com USD0.00000625 |              |                  |           |              |           |           |           |           |             |         |           |        |
| 06/04/2024                       | B/fwd        | 93               | 14,911.00 |              |           |           |           |           |             |         |           |        |
| 05/04/2025                       | C/fwd        |                  |           |              |           |           |           |           |             | 93      | 14,911.00 | 25,862 |
| Moet Hennessy EUR1.30            |              |                  |           |              |           |           |           |           |             |         |           |        |
| 06/04/2024                       | B/fwd        | 19               | 10,040.53 |              |           |           |           |           |             |         |           |        |
| 05/04/2025                       | C/fwd        |                  |           |              |           |           |           |           |             | 19      | 10,040.53 | 8,551  |
| Netflix Inc Com USD0.002         |              |                  |           |              |           |           |           |           |             |         |           |        |
| 04/09/2024                       | Bought       |                  |           | 38           | 19,755.20 |           |           |           |             |         |           |        |
| 05/04/2025                       | C/fwd        |                  |           |              |           |           |           |           |             | 38      | 19,755.20 | 25,134 |
| Nike Inc Class B Com             |              |                  |           |              |           |           |           |           |             |         |           |        |
| 06/04/2024                       | B/fwd        | 186              | 14,798.00 |              |           |           |           |           |             |         |           |        |
| 15/08/2024                       | Bought       |                  |           | 214          | 13,724.40 |           |           |           |             |         |           |        |
| 04/09/2024                       | Sold         |                  |           |              |           | 400       | 24,409.48 | 28,522.40 | (4,112.92)  |         |           |        |
| 05/04/2025                       | C/fwd        |                  |           |              |           |           |           |           |             | 0       | 0.00      | 0      |
| Novo Nordisk A/S Ser b DKK0.1    |              |                  |           |              |           |           |           |           |             |         |           |        |
| 04/09/2024                       | Bought       |                  |           | 187          | 19,126.35 |           |           |           |             |         |           |        |
| 05/04/2025                       | C/fwd        |                  |           |              |           |           |           |           |             | 187     | 19,126.35 | 9,194  |
| Palo Alto Networks Com USD0.0001 |              |                  |           |              |           |           |           |           |             |         |           |        |
| 06/04/2024                       | B/fwd        | 112              | 5,178.04  |              |           |           |           |           |             |         |           |        |
| 16/12/2024                       | Stock split  |                  |           | 112          | 0.00      |           |           |           |             |         |           |        |
| 28/01/2025                       | Sold         |                  |           |              |           | 54        | 8,468.38  | 1,248.28  | 7,220.10    |         |           |        |
| 05/04/2025                       | C/fwd        |                  |           |              |           |           |           |           |             | 170     | 3,929.76  | 20,176 |
| Pimco Gbl Inv Grade Credit H     |              |                  |           |              |           |           |           |           |             |         |           |        |
| 06/04/2024                       | B/fwd        | 2,767            | 31,045.74 |              |           |           |           |           |             |         |           |        |
| 25/10/2024                       | Sold         |                  |           |              |           | 2,767     | 32,346.23 | 31,045.74 | 1,300.49    |         |           |        |
| 05/04/2025                       | C/fwd        |                  |           |              |           |           |           |           |             | 0       | 0.00      | 0      |



# THE MARY ALICE HARRIS CHARITABLE TRUST

## Trustees Annual Report Year ended 5 April 2025

### Objectives

The Trustees shall hold the capital and the income of the trust fund upon Trust to pay or apply the income, and (if and when the trustees in their discretion think fit) all or any part of parts of the capital to or for such exclusively charitable objects or purposes in any part of the world as the Trustees may in their discretion think fit.

### Legal Status

The charity is an unincorporated trust registered with the Charity Commission under Number 1124756

### Organisation

The Trust is controlled by the five trustees

### Financial Controls

During the financial year the trustees gave discretion to the investment managers to undertake all decisions concerning the investment portfolio for the advancement of the Trust's investment objectives.

### Investment Objectives

It is intended that the capital value of the portfolio is managed with the long term aim of providing a balance between income and capital growth in a diversified portfolio of equities, fixed income stocks and cash.

The Trust is a registered charity and thus exempt from capital gains tax. Therefore, the investment objectives of the Trust are not restricted by capital gains limitations.

### Investment Criteria


In order to achieve these objectives, the trustees have appointed Rathbones to manage the portfolio on a discretionary basis in medium risk assets comprising equities and fixed income stocks. There are no limitations or restrictions on investment and the trustees intend to keep this under review with its advisers.

### Review

The trustees will review the investment objectives and criteria of the Trust in conjunction with the advisers on at least an annual basis.

Signed on behalf of the trustees :

  
.....  
Nigel Harris

  
.....  
Valerie Harris

**MARY ALICE HARRIS CHARITABLE TRUST**

England & Wales - Charity number 1124756

---

# Accounts

---

# **THE MARY ALICE HARRIS CHARITABLE TRUST**

## **FINANCIAL STATEMENTS**

**YEAR ENDED 5 APRIL 2024**

**CHARITY NUMBER 1124756**

# THE MARY ALICE HARRIS CHARITABLE TRUST

## Members of the Board and Professional Advisers

The Trustees :  
Nigel Robert Harris  
Mrs Valerie Jane Harris  
Miss Abigail Sian Arris  
Miss Kate Annique Harris  
David William Coultrip

Registered Office :  
The Barn  
Dippenhall  
Farnham  
Surrey  
GU10 5ED

Investment Adviser :  
Rathbones Group Plc  
30 Gresham Street  
London  
EC2V 7QN

Solicitors :  
Stevens & Bolton LLP  
Wey House  
Farnham  
Guildford  
Surrey  
GU1 4YD

# THE MARY ALICE HARRIS CHARITABLE TRUST

## Trustees Annual Report Year ended 5 April 2024

### Objectives

The Trustees shall hold the capital and the income of the trust fund upon Trust to pay or apply the income, and (if and when the trustees in their discretion think fit) all or any part of parts of the capital to or for such exclusively charitable objects or purposes in any part of the world as the Trustees may in their discretion think fit.

### Legal Status

The charity is an unincorporated trust registered with the Charity Commission under Number 1124756

### Organisation

The Trust is controlled by the five trustees

### Financial Controls

During the financial year the trustees gave discretion to the investment managers to undertake all decisions concerning the investment portfolio for the advancement of the Trust's investment objectives.

### Investment Objectives

It is intended that the capital value of the portfolio is managed with the long term aim of providing a balance between income and capital growth in a diversified portfolio of equities, fixed income stocks and cash.

The Trust is a registered charity and thus exempt from capital gains tax. Therefore, the investment objectives of the Trust are not restricted by capital gains limitations.

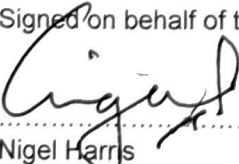
### Investment Criteria


In order to achieve these objectives, the trustees have appointed Rathbones Group Plc to manage the portfolio on a discretionary basis in medium risk assets comprising equities and fixed income stocks. There are no limitations or restrictions on investment and the trustees intend to keep this under review with its advisers.

### Review

The trustees will review the investment objectives and criteria of the Trust in conjunction with the advisers on at least an annual basis.

Signed on behalf of the trustees :

  
.....  
Nigel Harris

  
.....  
Valerie Harris

# THE MARY ALICE HARRIS CHARITABLE TRUST

## Independent Examiner's Report to the Trustees Year ended 5 April 2024

Reporting on the unaudited accounts of the charity for the year ended 5 April 2024

### RESPECTIVE RESPONSIBILITIES OF THE TRUSTEES AND THE INDEPENDENT EXAMINER

The charity's trustees are responsible for the preparation of the accounts. The charity's trustees consider that an audit is not required for this year under section 43(3)(a) of the Charities Act 1993 and that an independent examination is needed.

It is my responsibility to :

1. examine the accounts section 43(3)(a) of the 1993 Act;
2. follow the procedures laid down in the General Directions given by the Charity Commissioners section 43(7)(b) of the 1993 Act; and
3. state whether particular matters have come to my attention.

### BASIS OF INDEPENDENT EXAMINER'S REPORT

My examination was carried out in accordance with the general directions given by the Charities Commissioners. An independent examination includes a review of the accounting records kept by the Trust and a comparison of the accounts presented with those records. It also includes consideration of any unusual items or disclosures in the accounts, and seeking explanations from you as trustees concerning such matters. The procedures undertaken do not provide all the evidence that would be required in an audit, and consequently I do not express an audit opinion on the view given by the accounts.

### INDEPENDENT EXAMINER'S STATEMENT

In connection with my examination, no matter has come to my attention:

(1) which gives me reasonable cause to believe that in any material respect the requirements:

- (a) to keep accounting records in accordance with section 41 of the act; and
- (b) to prepare accounts which accord with the accounting records and to comply with the accounting requirements of the Act.

have not been met; or

(2) to which, in my opinion, attention should be drawn in order to enable a proper understanding of the accounts to be reached.

BAILEY & CO TAX CONSULTANTS LTD  
Suite 4B, Victoria House, South Street,  
Farnham, Surrey GU9 7DR

**THE MARY ALICE HARRIS CHARITABLE TRUST**  
**Notes to the Financial Statements**  
**YEAR ENDED 5 APRIL 2024**

|   |                    |            |             |
|---|--------------------|------------|-------------|
| <b>1 Net Donations Received</b>                           |                    | <b>£</b>   |             |
| N Harris  |                    | -          |             |
| V Harris  |                    | -          |             |
|   |                    | £0.00      |             |
| <b>2. Investment Income</b>                               |                    |            |             |
| UK Dividends  | 455.38             |            |             |
| UK Unit Trusts and OEIC Dividends accumulated             | 593.53             |            |             |
| Overseas Dividends - cash                                 | 3,103.54           |            |             |
| Overseas Dividends - accumulated (ERI)                    | 0.00               |            |             |
| Overseas Dividends - accumulated                          | 0.00               | 4,152.45   |             |
| UK Interest received on Unit Trust/OEICs                  |                    |            |             |
| UK Interest received on deposits                          | 398.70             |            |             |
| UK Gilt Interest  | 139.86             |            |             |
| UK REIT Interest  | 781.44             |            |             |
| Overseas Interest   | 1,135.04           |            |             |
|   |                    | 2,455.04   |             |
|   |                    | £6,607.49  |             |
| <b>3. Costs in furtherance of charitable objects</b>      |                    |            |             |
| The Bevern Trust  |                    | £20,000.00 |             |
| Treloar Trust   |                    | £3,000.00  |             |
| Seeability  |                    | £5,000.00  |             |
|   |                    | £28,000.00 |             |
| <b>4. Management and Administration</b>                   |                    |            |             |
| Legal and Professional - accrual 2024                     |                    | 3,996.00   |             |
| Investec - management fee                                 |                    | 6,195.83   |             |
|   |                    | £10,191.83 |             |
| <b>5. Debtors and Cash Held</b>                           |                    |            |             |
| HMRC (provisional tax reclaim - gift aid/income tax)      |                    | 492.95     |             |
| Cash held by Stevens & Bolton LLP                         |                    | 0.00       |             |
| Cash held by Investec - GBP                               |                    | 41,632.60  |             |
|   |                    | £42,125.55 |             |
| <b>6. Creditors - Amounts falling due within one year</b> |                    |            |             |
| Legal fee creditor (2024)                                 |                    | 3,996.00   |             |
|   |                    | £3,996.00  |             |
| <b>7. Analysis of Net Assets in unrestricted funds</b>    |                    |            |             |
|   | Investments (cost) | Other      | Total       |
| Unrestricted funds  | £413,133.48        | 38,129.55  | £451,263.03 |
|   |                    |            |             |

# THE MARY ALICE HARRIS CHARITABLE TRUST

## STATEMENT OF FINANCIAL ACTIVITIES

YEAR ENDED 5 APRIL 2024

|   | Note | £                        |
|---|------|--------------------------|
| <b>INCOMING RESOURCES</b>                         |      |                          |
| Net Donations received                            | 1    | -                        |
| Investment Income                                 | 2    | <u>6,607.49</u>          |
| <b>TOTAL INCOMING RESOURCES</b>                   |      | <u><u>6,607.49</u></u>   |
| <b>RESOURCES EXPENDED</b>                         |      |                          |
| <b>Charitable expenditure:</b>                    |      |                          |
| Costs in furtherance of charitable objects        | 3    | 28,000.00                |
| Management and administration                     | 4    | <u>10,191.83</u>         |
| <b>TOTAL RESOURCES EXPENDED</b>                   |      | <u><u>38,191.83</u></u>  |
| <b>NET INCOMING RESOURCES</b>                     |      | (31,584.34)              |
| <b>OTHER RECOGNISED GAINS AND LOSSES</b>          |      |                          |
| Net gains/(losses) - investment assets            |      | 26,979.33                |
| Net gains/(losses) on foreign currency            |      | <u>-</u>                 |
| <b>NET MOVEMENT IN FUNDS RELATING TO THE YEAR</b> |      | (4,605.01)               |
| BALANCE BROUGHT FORWARD                           |      | 455,868.04               |
| BALANCE CARRIED FORWARD                           |      | <u><u>451,263.03</u></u> |

# THE MARY ALICE HARRIS CHARITABLE TRUST

## BALANCE SHEET

AS AT 5 APRIL 2024

|  | Note           | £               | £                         |
|--|----------------|-----------------|---------------------------|
| <b>FIXED ASSETS</b>                          | <i>Annexed</i> |                 | 413,133.48                |
| CURRENT ASSETS                               |                |                 |                           |
| Debtors & cash held                          | 5              | 42,125.55       |                           |
| CREDITORS                                    |                |                 |                           |
| Amounts falling due within one year          | 6              | <u>3,996.00</u> | 38,129.55                 |
| <b>TOTAL ASSETS LESS CURRENT LIABILITIES</b> |                |                 | <u><b>£451,263.03</b></u> |
| <br><b>REPRESENTED BY :</b>                  |                |                 |                           |
| <br><b>FUNDS</b>                             |                |                 |                           |
| Unrestricted                                 | 7              |                 | 451,263.03                |
|  |                |                 | <u><b>£451,263.03</b></u> |



**THE MARY ALICE HARRIS CHARITABLE TRUST**  
**Schedule of Investments for the period from 6 April 2023 to 5 April 2024**

|                                    |            | Opening Balances | Acquisitions |       | Disposals | Profit/Loss | Closing | Market     |
|------------------------------------|------------|------------------|--------------|-------|-----------|-------------|---------|------------|
|                                    |            | Units            | Units        | Units | Proceeds  | Cost        | Units   | Value      |
|                                    |            | Cost             | Cost         | Cost  | Cost      | Cost        |         |            |
| Eaton Vance Intl Em Dbt Opps S G   |            | 2,700            |              |       |           |             |         |            |
| 06/04/2023                         | B/fwd      | 27,567.00        |              |       |           |             |         |            |
| 14/08/2023                         | Conversion |                  | (2,700)      |       |           |             | 0       | 0          |
| 05/04/2024                         | C/fwd      |                  |              |       |           | 0.00        |         |            |
| Morgan Stanley Emg Mkts DT Opps Jh |            |                  | 2,700        |       |           |             | 2,700   | 30,132     |
| GBP Acc                            | Conversion |                  | 27,567.00    |       |           |             |         |            |
| 14/08/2023                         | C/fwd      |                  |              |       |           | 27,567.00   |         |            |
| 05/04/2024                         |            |                  |              |       |           |             |         |            |
| Equinix Inc Com USD0.001           |            | 32               |              |       |           |             | 32      | 19,899     |
| 06/04/2023                         | B/fwd      | 9,741.00         |              |       |           |             |         |            |
| 05/04/2024                         | C/fwd      |                  |              |       |           | 9,741.00    |         |            |
| Estee Lauder Com USD0.01           |            | 90               |              |       |           |             |         |            |
| 06/04/2023                         | B/fwd      | 14,900.69        |              |       |           |             |         |            |
| 30/06/2023                         | Sold       |                  | 90           |       | 13,683.61 | 14,900.69   |         | (1,217.08) |
| 05/04/2024                         | C/fwd      |                  |              |       |           | 0.00        | 0       | 0          |
| HarbourVest G1 PE Ord              |            | 1,318            |              |       |           |             | 1,318   | 30,446     |
| 06/04/2023                         | B/fwd      | 19,969.71        |              |       |           |             |         |            |
| 05/04/2024                         | C/fwd      |                  |              |       |           | 19,969.71   |         |            |
| HCA Healthcare Inc Com USD0.01     |            | 120              |              |       |           |             | 120     | 31,278     |
| 06/04/2023                         | B/fwd      | 1,907.72         |              |       |           |             |         |            |
| 05/04/2024                         | C/fwd      |                  |              |       |           | 1,907.72    |         |            |
| Hipgnosis Songs Fu Ord             |            | 10,000           |              |       |           |             |         |            |
| 06/04/2023                         | B/fwd      | 11,538.09        |              |       |           |             |         |            |
| 22/02/2024                         | Sold       |                  | 10,000       |       | 6,380.00  | 11,538.09   |         | (5,158.09) |
| 05/04/2024                         | C/fwd      |                  |              |       |           | 0.00        | 0       | 0          |
| Intuitive Surgical Com USD0.001    |            | 63               |              |       |           |             | 63      | 19,397     |
| 06/04/2023                         | B/fwd      | 14,536.36        |              |       |           |             |         |            |
| 05/04/2024                         | C/fwd      |                  |              |       |           | 14,536.36   |         |            |



**THE MARY ALICE HARRIS CHARITABLE TRUST**  
**Schedule of Investments for the period from 6 April 2023 to 5 April 2024**

|                                  |        |        | Opening Balances | Acquisitions | Units    | Disposals | Profit/Loss | Closing | Market |
|----------------------------------|--------|--------|------------------|--------------|----------|-----------|-------------|---------|--------|
|                                  |        |        | Units            | Units        | Units    | Proceeds  | Cost        | Units   | Value  |
|                                  |        |        | Cost             | Cost         |          | Cost      | Cost        |         |        |
| M&G Japan Sterling Pp Acc        |        |        |                  |              |          |           |             |         |        |
| 02/01/2024                       | Bought |        |                  | 8,750        |          |           |             |         |        |
| 05/04/2024                       | C/fwd  |        |                  |              |          |           | 13,212.50   | 8,750   | 14,753 |
| Microsoft Corp Com USD0.00000625 |        |        |                  |              |          |           |             |         |        |
| 06/04/2023                       | B/fwd  | 93     | 14,911.00        |              |          |           |             |         |        |
| 05/04/2024                       | C/fwd  |        |                  |              |          |           |             | 93      | 31,371 |
| Moet Hennessy EUR1.30            |        |        |                  |              |          |           |             |         |        |
| 06/04/2023                       | B/fwd  | 19     | 10,040.53        |              |          |           |             |         |        |
| 05/04/2024                       | C/fwd  |        |                  |              |          |           |             | 19      | 13,033 |
| Nike Inc Class B Com             |        |        |                  |              |          |           |             |         |        |
| 06/04/2023                       | B/fwd  | 186    | 14,798.00        |              |          |           |             |         |        |
| 05/04/2024                       | C/fwd  |        |                  |              |          |           |             | 186     | 13,099 |
| Palo Alto Networks Com USD0.0001 |        |        |                  |              |          |           |             |         |        |
| 06/04/2023                       | B/fwd  | 198    | 9,154.04         |              |          |           |             |         |        |
| 21/11/2023                       | Sold   |        |                  | 48           | 9,920.58 | 2,219.16  | 7,701.42    |         |        |
| 02/01/2024                       | Sold   |        |                  | 38           | 8,767.46 | 1,756.84  | 7,010.62    |         |        |
| 05/04/2024                       | C/fwd  |        |                  |              |          |           |             | 112     | 23,885 |
| Pimco Gbl Inv Grade Credit H     |        |        |                  |              |          |           |             |         |        |
| 06/04/2023                       | B/fwd  | 2,767  | 31,045.74        |              |          |           |             |         |        |
| 05/04/2024                       | C/fwd  |        |                  |              |          |           |             | 2,767   | 31,627 |
| Primary Health Prop Ord GBP0.125 |        |        |                  |              |          |           |             |         |        |
| 06/04/2023                       | B/fwd  | 14,286 | 20,957.13        |              |          |           |             |         |        |
| 05/04/2024                       | C/fwd  |        |                  |              |          |           |             | 14,286  | 12,897 |
| Raytheon Technology Com USD1.00  |        |        |                  |              |          |           |             |         |        |
| 06/04/2023                       | B/fwd  | 180    | 14,866.00        |              |          |           |             |         |        |
| 05/04/2024                       | C/fwd  |        |                  |              |          |           |             | 180     | 14,510 |
| Thermo Fisher Science Com USD1   |        |        |                  |              |          |           |             |         |        |
| 06/04/2023                       | B/fwd  | 37     | 7,848.66         |              |          |           |             |         |        |
| 05/04/2024                       | C/fwd  |        |                  |              |          |           |             | 37      | 16,996 |

**THE MARY ALICE HARRIS CHARITABLE TRUST**  
**Schedule of Investments for the period from 6 April 2023 to 5 April 2024**

|                                    |         | Opening Balances | Acquisitions | Units   | Disposals  | Profit/Loss | Closing | Cost       | Market  |
|------------------------------------|---------|------------------|--------------|---------|------------|-------------|---------|------------|---------|
|                                    |         | Units            | Units        | Units   | Proceeds   | Cost        | Units   |            | Value   |
| Totalenergies Se EUR2.5            |         |                  |              |         |            |             |         |            |         |
| 06/04/2023                         | B/fwd   | 302              | 9,808.19     |         |            |             |         |            |         |
| 01/02/2024                         | Sold    |                  |              | 302     | 15,616.76  | 9,808.19    |         |            |         |
| 05/04/2024                         | C/fwd   |                  |              |         |            |             | 0       | 0.00       | 0       |
| UK Gov Idx/Lkd Snr 22/11/2032      |         |                  |              |         |            |             |         |            |         |
| 06/04/2023                         | B/fwd   | £6,500           | 14,107.39    |         |            |             |         |            |         |
| 15/01/2024                         | Sold    |                  |              | £6,500  | 12,230.15  | 14,107.39   |         |            |         |
| 05/04/2024                         | C/fwd   |                  |              |         |            |             | 0       | 0.00       | 0       |
| UK Gov 0.125% Wnr 30/01/2026       |         |                  |              |         |            |             |         |            |         |
| 15/01/2024                         | Bought  |                  |              | £13,000 |            | 12,069.56   |         |            |         |
| 30/01/2024                         | Acc Int |                  |              | -       |            | (7.51)      |         |            |         |
| 05/04/2024                         | C/fwd   |                  |              |         |            |             | £13,000 | 12,062.05  | 12,086  |
| Universal Music GR EUR10.00        |         |                  |              |         |            |             |         |            |         |
| 23/03/2024                         | Bought  |                  |              | 638     |            | 14,690.99   |         |            |         |
| 05/04/2024                         | C/fwd   |                  |              |         |            |             | 638     | 14,690.99  | 15,096  |
| Visa Inc Com Stik USD0.0001        |         |                  |              |         |            |             |         |            |         |
| 06/04/2023                         | B/fwd   | 100              | 8,905.11     |         |            |             |         |            |         |
| 05/04/2024                         | C/fwd   |                  |              |         |            |             | 100     | 8,905.11   | 21,970  |
| Vontobel AM MTX Sust Asian Leaders |         |                  |              |         |            |             |         |            |         |
| 06/04/2023                         | B/fwd   | 198              | 19,887.12    |         |            |             |         |            |         |
| 18/01/2024                         | Sold    |                  |              | 198     | 19,409.94  | 19,887.12   |         |            |         |
| 05/04/2024                         | C/fwd   |                  |              |         |            |             | 0       | 0.00       | 0       |
| Walt Disney Co Com USD0.01         |         |                  |              |         |            |             |         |            |         |
| 06/04/2023                         | B/fwd   | 275              | 22,949.00    |         |            |             |         |            |         |
| 05/04/2024                         | C/fwd   |                  |              |         |            |             | 275     | 22,949.00  | 25,807  |
| Totals                             |         |                  |              |         |            |             |         |            |         |
|                                    |         |                  |              |         | 145,346.93 | 118,367.60  |         |            | 624,874 |
|                                    |         |                  |              |         |            |             |         | 413,133.48 |         |

**MARY ALICE HARRIS CHARITABLE TRUST**

England & Wales - Charity number 1124756

---

# Accounts

---

# **THE MARY ALICE HARRIS CHARITABLE TRUST**

## **FINANCIAL STATEMENTS**

**YEAR ENDED 5 APRIL 2022**

**CHARITY NUMBER 1124756**

# THE MARY ALICE HARRIS CHARITABLE TRUST

## Members of the Board and Professional Advisers

The Trustees :  
Nigel Robert Harris  
Mrs Valerie Jane Harris  
Miss Abigail Sian Arris  
Miss Kate Annique Harris  
David William Coultrip

Registered Office :  
The Barn  
Dippenhall  
Farnham  
Surrey  
GU10 5ED

Investment Adviser :  
Investec Wealth & Investment Limited  
30 Gresham Street  
London  
EC2V 7QN

Solicitors :  
Stevens & Bolton LLP  
Wey House  
Farnham  
Guildford  
Surrey  
GU1 4YD

# THE MARY ALICE HARRIS CHARITABLE TRUST

## Trustees Annual Report Year ended 5 April 2022

### Objectives

The Trustees shall hold the capital and the income of the trust fund upon Trust to pay or apply the income, and (if and when the trustees in their discretion think fit) all or any part of parts of the capital to or for such exclusively charitable objects or purposes in any part of the world as the Trustees may in their discretion think fit.

### Legal Status

The charity is an unincorporated trust registered with the Charity Commission under Number 1124756

### Organisation

The Trust is controlled by the five trustees

### Financial Controls

During the financial year the trustees gave discretion to the investment managers to undertake all decisions concerning the investment portfolio for the advancement of the Trust's investment objectives.

### Investment Objectives

It is intended that the capital value of the portfolio is managed with the long term aim of providing a balance between income and capital growth in a diversified portfolio of equities, fixed income stocks and cash.

The Trust is a registered charity and thus exempt from capital gains tax. Therefore, the investment objectives of the Trust are not restricted by capital gains limitations.


### Investment Criteria

In order to achieve these objectives, the trustees have appointed Investec Wealth & Investment Limited to manage the portfolio on a discretionary basis in medium risk assets comprising equities and fixed income stocks. There are no limitations or restrictions on investment and the trustees intend to keep this under review with its advisers.

### Review

The trustees will review the investment objectives and criteria of the Trust in conjunction with the advisers on at least an annual basis.

Signed on behalf of the trustees :

  
.....  
Nigel Harris

  
.....  
Valerie Harris

# THE MARY ALICE HARRIS CHARITABLE TRUST

## Independent Examiner's Report to the Trustees Year ended 5 April 2022

Reporting on the unaudited accounts of the charity for the year ended 5 April 2022

### RESPECTIVE RESPONSIBILITIES OF THE TRUSTEES AND THE INDEPENDENT EXAMINER

The charity's trustees are responsible for the preparation of the accounts. The charity's trustees consider that an audit is not required for this year under section 43(3)(a) of the Charities Act 1993 and that an independent examination is needed.

It is my responsibility to :

1. examine the accounts section 43(3)(a) of the 1993 Act;
2. follow the procedures laid down in the General Directions given by the Charity Commissioners section 43(7)(b) of the 1993 Act; and
3. state whether particular matters have come to my attention.

### BASIS OF INDEPENDENT EXAMINER'S REPORT

My examination was carried out in accordance with the general directions given by the Charities Commissioners. An independent examination includes a review of the accounting records kept by the Trust and a comparison of the accounts presented with those records. It also includes consideration of any unusual items or disclosures in the accounts, and seeking explanations from you as trustees concerning such matters. The procedures undertaken do not provide all the evidence that would be required in an audit, and consequently I do not express an audit opinion on the view given by the accounts.

### INDEPENDENT EXAMINER'S STATEMENT

In connection with my examination, no matter has come to my attention:

(1) which gives me reasonable cause to believe that in any material respect the requirements:

- (a) to keep accounting records in accordance with section 41 of the act; and
- (b) to prepare accounts which accord with the accounting records and to comply with the accounting requirements of the Act.

have not been met; or

(2) to which, in my opinion, attention should be drawn in order to enable a proper understanding of the accounts to be reached.

BAILEY & CO TAX CONSULTANTS LTD  
16a West Street  
Farnham, Surrey GU9 7DR

**THE MARY ALICE HARRIS CHARITABLE TRUST**  
**Notes to the Financial Statements**  
**YEAR ENDED 5 APRIL 2022**

|   |                    |                   |                    |
|---|--------------------|-------------------|--------------------|
| <b>1 Net Donations Received</b>                           |                    | <b>£</b>          |                    |
| N Harris  |                    | -                 |                    |
| V Harris  |                    | -                 |                    |
|   |                    | <u>£0.00</u>      |                    |
| <b>2. Investment Income</b>                               |                    |                   |                    |
| UK Dividends  | 503.09             |                   |                    |
| UK Unit Trusts and OEIC Dividends accumulated             | 252.70             |                   |                    |
| Overseas Dividends - cash                                 | 4,238.29           |                   |                    |
| Overseas Dividends - accumulated (ERI)                    | 0.00               |                   |                    |
| Overseas Dividends - accumulated                          | <u>0.00</u>        | 4,994.08          |                    |
| UK Interest received on Unit Trust/OEICs                  | 1,043.20           |                   |                    |
| UK Interest received on deposits                          | 0.11               |                   |                    |
| UK Gilt Interest  | 113.17             |                   |                    |
| Overseas Interest   | <u>904.31</u>      | 2,060.79          |                    |
|   |                    | <u>£7,054.87</u>  |                    |
| <b>3. Costs in furtherance of charitable objects</b>      |                    |                   |                    |
| Family Counselling Trust                                  |                    | £1,000.00         |                    |
| The Bevern Trust  |                    | £16,000.00        |                    |
| Treloar Trust   |                    | £2,000.00         |                    |
| RNLI  |                    | £1,000.00         |                    |
| Wellbeing of Women  |                    | £1,000.00         |                    |
| Dogs for Autism   |                    | £2,000.00         |                    |
| Disasters Emergency Committee                             |                    | £2,000.00         |                    |
| Seeability  |                    | <u>£2,000.00</u>  |                    |
|   |                    | <u>£27,000.00</u> |                    |
| <b>4. Management and Administration</b>                   |                    |                   |                    |
| Legal and Professional - accrual 2022                     |                    | 3,660.00          |                    |
| Investec - management fee                                 |                    | <u>6,733.97</u>   |                    |
|   |                    | <u>£10,393.97</u> |                    |
| <b>5. Debtors and Cash Held</b>                           |                    |                   |                    |
| HMRC (provisional tax reclaim - gift aid/income tax)      |                    | 492.95            |                    |
| Cash held by Stevens & Bolton LLP                         |                    | 0.00              |                    |
| Cash held by Investec - GBP                               |                    | <u>7,198.79</u>   |                    |
|   |                    | <u>£7,691.74</u>  |                    |
| <b>6. Creditors - Amounts falling due within one year</b> |                    |                   |                    |
| Legal fee creditor (2021)                                 |                    | 3,588.00          |                    |
| Legal fee creditor (2022)                                 |                    | <u>3,660.00</u>   |                    |
|   |                    | <u>£7,248.00</u>  |                    |
| <b>7. Analysis of Net Assets in unrestricted funds</b>    |                    |                   |                    |
|   | Investments (cost) | Other             | Total              |
| Unrestricted funds  | <u>£453,541.41</u> | <u>£443.74</u>    | <u>£453,985.15</u> |

# THE MARY ALICE HARRIS CHARITABLE TRUST

## STATEMENT OF FINANCIAL ACTIVITIES

YEAR ENDED 5 APRIL 2022

|   | Note | £                        |
|---|------|--------------------------|
| <b>INCOMING RESOURCES</b>                         |      |                          |
| Net Donations received                            | 1    | -                        |
| Investment Income                                 | 2    | <u>7,054.87</u>          |
| <b>TOTAL INCOMING RESOURCES</b>                   |      | <u><u>7,054.87</u></u>   |
| <b>RESOURCES EXPENDED</b>                         |      |                          |
| <b>Charitable expenditure:</b>                    |      |                          |
| Costs in furtherance of charitable objects        | 3    | 27,000.00                |
| Management and administration                     | 4    | <u>10,393.97</u>         |
| <b>TOTAL RESOURCES EXPENDED</b>                   |      | <u><u>37,393.97</u></u>  |
| <b>NET INCOMING RESOURCES</b>                     |      | (30,339.10)              |
| <b>OTHER RECOGNISED GAINS AND LOSSES</b>          |      |                          |
| Net gains/(losses) - investment assets            |      | 31,254.17                |
| Net gains/(losses) on foreign currency            |      | <u>-</u>                 |
| <b>NET MOVEMENT IN FUNDS RELATING TO THE YEAR</b> |      | 915.07                   |
| BALANCE BROUGHT FORWARD                           |      | 453,070.08               |
| BALANCE CARRIED FORWARD                           |      | <u><u>453,985.15</u></u> |

# THE MARY ALICE HARRIS CHARITABLE TRUST

## BALANCE SHEET

AS AT 5 APRIL 2022

|  | Note           | £               | £                         |
|--|----------------|-----------------|---------------------------|
| <b>FIXED ASSETS</b>                          | <i>Annexed</i> |                 | 453,541.41                |
| CURRENT ASSETS                               |                |                 |                           |
| Debtors & cash held                          | 5              | 7,691.74        |                           |
| CREDITORS                                    |                |                 |                           |
| Amounts falling due within one year          | 6              | <u>7,248.00</u> | 443.74                    |
| <b>TOTAL ASSETS LESS CURRENT LIABILITIES</b> |                |                 | <u><u>£453,985.15</u></u> |
| <br><b>REPRESENTED BY :</b>                  |                |                 |                           |
| <br><b>FUNDS</b>                             |                |                 |                           |
| Unrestricted                                 | 7              |                 | 453,985.15                |
|  |                |                 | <u><u>£453,985.15</u></u> |

**THE MARY ALICE HARRIS CHARITABLE TRUST**  
**Schedule of Investments for the period from 6 April 2021 to 5 April 2022**

|                                      |                 | Opening Balances |           | Acquisitions |             | Disposals |           |           |             | Closing |           | Market Value |
|--------------------------------------|-----------------|------------------|-----------|--------------|-------------|-----------|-----------|-----------|-------------|---------|-----------|--------------|
|                                      |                 | Units            | Cost      | Units        | Cost        | Units     | Proceeds  | Cost      | Profit/Loss | Units   | Cost      |              |
| Alphabet Inc A shares                |                 |                  |           |              |             |           |           |           |             |         |           |              |
| 06/04/2021                           | B/fwd           | 18               | 3,615.95  |              |             |           |           |           |             |         |           |              |
| 14/09/2021                           | Sold            |                  |           |              |             | 3         | 6,160.73  | 602.66    | 5,558.07    |         |           |              |
| 05/04/2022                           | C/fwd           |                  |           |              |             |           |           |           |             | 15      | 3,013.29  | 32,122       |
| Amazon Com Inc Com USD0.01           |                 |                  |           |              |             |           |           |           |             |         |           |              |
| 06/04/2021                           | B/fwd           | 11               | 15,082.57 |              |             |           |           |           |             |         |           |              |
| 05/04/2022                           | C/fwd           |                  |           |              |             |           |           |           |             | 11      | 15,082.57 | 27,488       |
| Atlas Copco AB Ser 'A'               |                 |                  |           |              |             |           |           |           |             |         |           |              |
| 20/09/2021                           | Bought          |                  |           | 199          | 9,517.58    |           |           |           |             |         |           |              |
| 05/04/2022                           | C/fwd           |                  |           |              |             |           |           |           |             | 199     | 9,517.58  | 7,794        |
| Baillie Gifford Japanese W3 ACC      |                 |                  |           |              |             |           |           |           |             |         |           |              |
| 06/04/2021                           | B/fwd           | 789              | 13,933.74 |              |             |           |           |           |             |         |           |              |
| 30/06/2021                           | Acc Div         |                  |           | -            | 116.76      |           |           |           |             |         |           |              |
| 05/04/2022                           | C/fwd           |                  |           |              |             |           |           |           |             | 789     | 14,050.50 | 15,299       |
| BH Global Ord GBP                    |                 |                  |           |              |             |           |           |           |             |         |           |              |
| 06/04/2021                           | B/fwd           | 1,844            | 29,082.84 |              |             |           |           |           |             |         |           |              |
| 31/08/2021                           | Reorganisation  |                  |           | (1,844)      | (29,082.84) |           |           |           |             |         |           |              |
| 05/04/2022                           | C/fwd           |                  |           |              |             |           |           |           |             | 0       | 0.00      | 0            |
| BH Macro Ord NPV GBP                 |                 |                  |           |              |             |           |           |           |             |         |           |              |
| 31/08/2021                           | Reorganisation  |                  |           | 1,068        | 29,082.84   |           |           |           |             |         |           |              |
| 09/09/2021                           | Fractional cash |                  |           | -            | (9.61)      |           |           |           |             |         |           |              |
| 24/09/2021                           | Bought          |                  |           | 270          | 9,608.97    |           |           |           |             |         |           |              |
| 05/04/2022                           | C/fwd           |                  |           |              |             |           |           |           |             | 1,338   | 38,682.20 | 55,527       |
| Blackrock Emerging Mkts Flexi Dyn Bd |                 |                  |           |              |             |           |           |           |             |         |           |              |
| 06/04/2021                           | B/fwd           | 210              | 18,708.90 |              |             |           |           |           |             |         |           |              |
| 12/07/2021                           | Bought          |                  |           | 118          | 9,901.38    |           |           |           |             |         |           |              |
| 03/08/2021                           | Sold            |                  |           |              |             | 328       | 27,781.60 | 28,610.28 | (828.68)    |         |           |              |
| 05/04/2022                           | C/fwd           |                  |           |              |             |           |           |           |             | 0       | 0.00      | 0            |
| Boohoo Group Ord GBP0.01             |                 |                  |           |              |             |           |           |           |             |         |           |              |
| 06/04/2021                           | B/fwd           | 2,900            | 9,830.10  |              |             |           |           |           |             |         |           |              |
| 21/07/2021                           | Sold            |                  |           |              |             | 2,900     | 8,015.29  | 9,830.10  | (1,814.81)  |         |           |              |
| 05/04/2022                           | C/fwd           |                  |           |              |             |           |           |           |             | 0       | 0.00      | 0            |

**THE MARY ALICE HARRIS CHARITABLE TRUST**  
**Schedule of Investments for the period from 6 April 2021 to 5 April 2022**

|                                  |        | Opening Balances |           | Acquisitions |           | Disposals |           |           | Closing     |           | Market Value |
|----------------------------------|--------|------------------|-----------|--------------|-----------|-----------|-----------|-----------|-------------|-----------|--------------|
|                                  |        | Units            | Cost      | Units        | Cost      | Units     | Proceeds  | Cost      | Profit/Loss | Units     |              |
| CVS Group Ord GBP0.002           |        |                  |           |              |           |           |           |           |             |           |              |
| 06/04/2021                       | B/fwd  | 540              | 9,774.00  |              |           |           |           |           |             |           |              |
| 05/04/2022                       | C/fwd  |                  |           |              |           |           |           |           | 540         | 9,774.00  | 9,858        |
| Danaher Corp Com USD0.01         |        |                  |           |              |           |           |           |           |             |           |              |
| 06/04/2021                       | B/fwd  | 115              | 15,065.66 |              |           |           |           |           |             |           |              |
| 05/04/2022                       | C/fwd  |                  |           |              |           |           |           |           | 115         | 15,065.66 | 25,169       |
| Eaton Vance Intl Em Dbt Opps S G |        |                  |           |              |           |           |           |           |             |           |              |
| 03/08/2021                       | Bought |                  |           | 2,700        | 27,567.00 |           |           |           |             |           |              |
| 05/04/2022                       | C/fwd  |                  |           |              |           |           |           |           | 2,700       | 27,567.00 | 25,839       |
| Enel SPA Eur1                    |        |                  |           |              |           |           |           |           |             |           |              |
| 06/04/2021                       | B/fwd  | 3,745            | 10,572.00 |              |           |           |           |           |             |           |              |
| 10/09/2021                       | Sold   |                  |           |              |           | 3,745     | 23,896.19 | 10,572.00 | 13,324.19   |           |              |
| 05/04/2022                       | C/fwd  |                  |           |              |           |           |           |           | 0           | 0.00      | 0            |
| Equinix Inc Com USD0.001         |        |                  |           |              |           |           |           |           |             |           |              |
| 06/04/2021                       | B/fwd  | 32               | 9,741.00  |              |           |           |           |           |             |           |              |
| 05/04/2022                       | C/fwd  |                  |           |              |           |           |           |           | 32          | 9,741.00  | 18,581       |
| Estee Lauder Com USD0.01         |        |                  |           |              |           |           |           |           |             |           |              |
| 06/04/2021                       | B/fwd  | 90               | 14,900.69 |              |           |           |           |           |             |           |              |
| 05/04/2022                       | C/fwd  |                  |           |              |           |           |           |           | 90          | 14,900.69 | 18,689       |
| HarbourVest G1 PE Ord            |        |                  |           |              |           |           |           |           |             |           |              |
| 06/04/2021                       | B/fwd  | 1,318            | 19,969.71 |              |           |           |           |           |             |           |              |
| 05/04/2022                       | C/fwd  |                  |           |              |           |           |           |           | 1,318       | 19,969.71 | 34,367       |
| HCA Healthcare Inc Com USD0.01   |        |                  |           |              |           |           |           |           |             |           |              |
| 06/04/2021                       | B/fwd  | 177              | 2,813.88  |              |           |           |           |           |             |           |              |
| 01/11/2021                       | Sold   |                  |           |              |           | 57        | 10,510.73 | 906.16    | 9,604.57    |           |              |
| 05/04/2022                       | C/fwd  |                  |           |              |           |           |           |           | 120         | 1,907.72  | 22,264       |
| Hipgnosis Songs Fu Ord           |        |                  |           |              |           |           |           |           |             |           |              |
| 06/04/2021                       | B/fwd  | 21,600           | 24,922.27 |              |           |           |           |           |             |           |              |
| 05/04/2022                       | C/fwd  |                  |           |              |           |           |           |           | 21,600      | 24,922.27 | 26,179       |
| Home Depot                       |        |                  |           |              |           |           |           |           |             |           |              |
| 06/04/2021                       | B/fwd  | 94               | 11,854.61 |              |           |           |           |           |             |           |              |
| 05/04/2022                       | C/fwd  |                  |           |              |           |           |           |           | 94          | 11,854.61 | 21,825       |

**THE MARY ALICE HARRIS CHARITABLE TRUST**  
**Schedule of Investments for the period from 6 April 2021 to 5 April 2022**

|                                     |         | Opening Balances |           | Acquisitions |           | Disposals |          |          | Closing     |           | Market Value |
|-------------------------------------|---------|------------------|-----------|--------------|-----------|-----------|----------|----------|-------------|-----------|--------------|
|                                     |         | Units            | Cost      | Units        | Cost      | Units     | Proceeds | Cost     | Profit/Loss | Units     |              |
| Intuitive Surgical Com USD0.001     |         |                  |           |              |           |           |          |          |             |           |              |
| 22/07/2021                          | Bought  |                  |           | 63           | 14,536.36 |           |          |          |             |           |              |
| 05/04/2022                          | C/fwd   |                  |           |              |           |           |          |          | 63          | 14,536.36 | 14,198       |
| Invesco Mgrs Per Corp Bond UK D Dis |         |                  |           |              |           |           |          |          |             |           |              |
| 06/04/2021                          | B/fwd   | 18,884.32        | 32,827.74 |              |           |           |          |          |             |           |              |
| 05/04/2022                          | C/fwd   |                  |           |              |           |           |          |          | 18,884.32   | 32,827.74 | 36,075       |
| JP Morgan European Smaller C Acc    |         |                  |           |              |           |           |          |          |             |           |              |
| 06/04/2021                          | B/fwd   | 2124             | 14547.17  |              |           |           |          |          |             |           |              |
| 28/02/2022                          | Acc div |                  |           | -            | 135.94    |           |          |          |             |           |              |
| 05/04/2022                          | C/fwd   |                  |           |              |           |           |          |          | 2,124       | 14,683.11 | 21,877       |
| JP Morgan Chase & Com USD1          |         |                  |           |              |           |           |          |          |             |           |              |
| 06/04/2021                          | B/fwd   | 259              | 7,368.18  |              |           |           |          |          |             |           |              |
| 05/04/2022                          | C/fwd   |                  |           |              |           |           |          |          | 259         | 7,368.18  | 26,302       |
| JP Morgan China Growth Ord GBP0.25  |         |                  |           |              |           |           |          |          |             |           |              |
| 26/04/2021                          | Bought  |                  |           | 1,150        | 7,706.38  |           |          |          |             |           |              |
| 10/09/2021                          | Sold    |                  |           |              |           | 1,150     | 6,269.54 | 7,706.38 | (1,436.84)  |           |              |
| 05/04/2022                          | C/fwd   |                  |           |              |           |           |          |          | 0           | 0.00      | 0            |
| Kainos Group Ord GBP0.005           |         |                  |           |              |           |           |          |          |             |           |              |
| 06/04/2021                          | B/fwd   | 710              | 9,956.21  |              |           |           |          |          |             |           |              |
| 14/03/2022                          | Sold    |                  |           |              |           | 710       | 9,084.45 | 9,956.21 | (871.76)    |           |              |
| 05/04/2022                          | C/fwd   |                  |           |              |           |           |          |          | 0           | 0.00      | 0            |
| Legal & General L&G Ise Cyber Sec   |         |                  |           |              |           |           |          |          |             |           |              |
| 06/04/2021                          | B/fwd   | 1,150            | 19,610.41 |              |           |           |          |          |             |           |              |
| 05/04/2022                          | C/fwd   |                  |           |              |           |           |          |          | 1,150       | 19,610.41 | 21,609       |
| London Stock Exchange Ord           |         |                  |           |              |           |           |          |          |             |           |              |
| GBP0.06918604                       |         |                  |           |              |           |           |          |          |             |           |              |
| 06/04/2021                          | B/fwd   | 125              | 9,002.29  |              |           |           |          |          |             |           |              |
| 01/11/2021                          | Sold    |                  |           |              |           | 125       | 8,930.64 | 9,002.29 | (71.65)     |           |              |
| 05/04/2022                          | C/fwd   |                  |           |              |           |           |          |          | 0           | 0.00      | 0            |
| Medtronic USD0.0001                 |         |                  |           |              |           |           |          |          |             |           |              |
| 06/04/2021                          | B/fwd   | 114              | 7,848.63  |              |           |           |          |          |             |           |              |
| 05/04/2022                          | C/fwd   |                  |           |              |           |           |          |          | 114         | 7,848.63  | 9,594        |

**THE MARY ALICE HARRIS CHARITABLE TRUST**  
**Schedule of Investments for the period from 6 April 2021 to 5 April 2022**

|                                       |                   | Opening Balances |           | Acquisitions |             | Disposals |          |          | Closing     |           | Market Value |
|---------------------------------------|-------------------|------------------|-----------|--------------|-------------|-----------|----------|----------|-------------|-----------|--------------|
|                                       |                   | Units            | Cost      | Units        | Cost        | Units     | Proceeds | Cost     | Profit/Loss | Units     |              |
| Melrose Industries Ord GBP0.06857143  |                   |                  |           |              |             |           |          |          |             |           |              |
| 06/04/2021                            | B/fwd             | 10,452           | 11,214.19 |              |             |           |          |          |             |           |              |
| 31/08/2021                            | Consolidation     |                  |           | (10,452)     | (11,214.19) |           |          |          |             |           |              |
| 05/04/2022                            | C/fwd             |                  |           |              |             |           |          |          | 0           | 0.00      | 0            |
| Melrose Industries Ord GBP0.076190476 |                   |                  |           |              |             |           |          |          |             |           |              |
| 31/08/2021                            | Consolidation     |                  |           | 9,406        | 10,201.00   |           |          |          |             |           |              |
| 05/04/2022                            | C/fwd             |                  |           |              |             |           |          |          | 9,406       | 10,201.00 | 11,562       |
| Melrose Industries B2 Share Capital   |                   |                  |           |              |             |           |          |          |             |           |              |
| 31/08/2021                            | Consolidation     |                  |           | 10,452       | 1,013.19    |           |          |          |             |           |              |
| 15/09/2021                            | Return of Capital |                  |           |              |             | 10,452    | 1,567.80 | 1,013.19 | 554.61      |           |              |
| 05/04/2022                            | C/fwd             |                  |           |              |             |           |          |          | 0           | 0         | 0            |
| Microsoft Corp Com USD0.00000625      |                   |                  |           |              |             |           |          |          |             |           |              |
| 06/04/2021                            | B/fwd             | 93               | 14,911.00 |              |             |           |          |          |             |           |              |
| 05/04/2022                            | C/fwd             |                  |           |              |             |           |          |          | 93          | 14,911.00 | 22,019       |
| Moet Hennessy EUR1.30                 |                   |                  |           |              |             |           |          |          |             |           |              |
| 20/09/2021                            | Bought            |                  |           | 19           | 10,040.53   |           |          |          |             |           |              |
| 05/04/2022                            | C/fwd             |                  |           |              |             |           |          |          | 19          | 10,040.53 | 10,462       |
| Nike Inc Class B Com                  |                   |                  |           |              |             |           |          |          |             |           |              |
| 06/04/2021                            | B/fwd             | 186              | 14,798.00 |              |             |           |          |          |             |           |              |
| 05/04/2022                            | C/fwd             |                  |           |              |             |           |          |          | 186         | 14,798.00 | 18,741       |
| Palo Alto Networks Com USD0.0001      |                   |                  |           |              |             |           |          |          |             |           |              |
| 06/04/2021                            | B/fwd             | 66               | 9,154.04  |              |             |           |          |          |             |           |              |
| 05/04/2022                            | C/fwd             |                  |           |              |             |           |          |          | 66          | 9,154.04  | 31,222       |
| Paypal Holdings Com USD0.0001         |                   |                  |           |              |             |           |          |          |             |           |              |
| 06/04/2021                            | B/fwd             | 94               | 7,890.75  |              |             |           |          |          |             |           |              |
| 15/02/2022                            | Sold              |                  |           |              |             | 94        | 7,929.42 | 7,890.75 | 38.67       |           |              |
| 05/04/2022                            | C/fwd             |                  |           |              |             |           |          |          | 0           | 0.00      | 0            |
| Primary Health Prop Ord GBP0.125      |                   |                  |           |              |             |           |          |          |             |           |              |
| 23/03/2022                            | Bought            |                  |           | 14,286       | 20,957.13   |           |          |          |             |           |              |
| 05/04/2022                            | C/fwd             |                  |           |              |             |           |          |          | 14,286      | 20,957.13 | 21,565       |



**MARY ALICE HARRIS CHARITABLE TRUST**

England & Wales - Charity number 1124756

---

# Accounts

---

# **THE MARY ALICE HARRIS CHARITABLE TRUST**

## **FINANCIAL STATEMENTS**

**YEAR ENDED 5 APRIL 2021**

**CHARITY NUMBER 1124756**

# THE MARY ALICE HARRIS CHARITABLE TRUST

## Members of the Board and Professional Advisers

The Trustees :

Nigel Robert Harris  
Mrs Valerie Jane Harris  
Miss Abigail Sian Arris  
Miss Kate Annique Harris  
David William Coultrip

Registered Office :

The Barn  
Dippenhall  
Farnham  
Surrey  
GU10 5ED

Investment Adviser :

Investec Wealth & Investment Limited  
30 Gresham Street  
London  
EC2V 7QN

Solicitors :

Stevens & Bolton LLP  
Wey House  
Farnham  
Guildford  
Surrey  
GU1 4YD

# THE MARY ALICE HARRIS CHARITABLE TRUST

## Trustees Annual Report Year ended 5 April 2021

### Objectives

The Trustees shall hold the capital and the income of the trust fund upon Trust to pay or apply the income, and (if and when the trustees in their discretion think fit) all or any part of parts of the capital to or for such exclusively charitable objects or purposes in any part of the world as the Trustees may in their discretion think fit.

### Legal Status

The charity is an unincorporated trust registered with the Charity Commission under Number 1124756

### Organisation

The Trust is controlled by the five trustees

### Financial Controls

During the financial year the trustees gave discretion to the investment managers to undertake all decisions concerning the investment portfolio for the advancement of the Trust's investment objectives.

### Investment Objectives

It is intended that the capital value of the portfolio is managed with the long term aim of providing a balance between income and capital growth in a diversified portfolio of equities, fixed income stocks and cash.

The Trust is a registered charity and thus exempt from capital gains tax. Therefore, the investment objectives of the Trust are not restricted by capital gains limitations.


### Investment Criteria

In order to achieve these objectives, the trustees have appointed Investec Wealth & Investment Limited to manage the portfolio on a discretionary basis in medium risk assets comprising equities and fixed income stocks. There are no limitations or restrictions on investment and the trustees intend to keep this under review with its advisers.

### Review

The trustees will review the investment objectives and criteria of the Trust in conjunction with the advisers on at least an annual basis.

Signed on behalf of the trustees :

  
.....  
Nigel Harris

  
.....  
Valerie Harris

# THE MARY ALICE HARRIS CHARITABLE TRUST

## Independent Examiner's Report to the Trustees Year ended 5 April 2021

Reporting on the unaudited accounts of the charity for the year ended 5 April 2021

### RESPECTIVE RESPONSIBILITIES OF THE TRUSTEES AND THE INDEPENDENT EXAMINER

The charity's trustees are responsible for the preparation of the accounts.  
The charity's trustees consider that an audit is not required for this year under section 43(3)(a) of the Charities Act 1993 and that an independent examination is needed.

It is my responsibility to :

1. examine the accounts section 43(3)(a) of the 1993 Act;
2. follow the procedures laid down in the General Directions given by the Charity Commissioners section 43(7)(b) of the 1993 Act; and
3. state whether particular matters have come to my attention.

### BASIS OF INDEPENDENT EXAMINER'S REPORT

My examination was carried out in accordance with the general directions given by the Charities Commissioners. An independent examination includes a review of the accounting records kept by the Trust and a comparison of the accounts presented with those records. It also includes consideration of any unusual items or disclosures in the accounts, and seeking explanations from you as trustees concerning such matters. The procedures undertaken do not provide all the evidence that would be required in an audit, and consequently I do not express an audit opinion on the view given by the accounts.

### INDEPENDENT EXAMINER'S STATEMENT

In connection with my examination, no matter has come to my attention:

(1) which gives me reasonable cause to believe that in any material respect the requirements:

- (a) to keep accounting records in accordance with section 41 of the act; and
- (b) to prepare accounts which accord with the accounting records and to comply with the accounting requirements of the Act.

have not been met; or

(2) to which, in my opinion, attention should be drawn in order to enable a proper understanding of the accounts to be reached.

BAILEY & CO TAX CONSULTANTS LTD  
16a West Street  
Farnham, Surrey GU9 7DR

**THE MARY ALICE HARRIS CHARITABLE TRUST**  
**Notes to the Financial Statements**  
**YEAR ENDED 5 APRIL 2021**

|   |                    |                   |                    |
|---|--------------------|-------------------|--------------------|
| <b>1 Net Donations Received</b>                           | <b>£</b>           |                   |                    |
| N Harris  |                    | -                 |                    |
| V Harris  |                    | -                 |                    |
|   |                    | <u>£0.00</u>      |                    |
| <b>2. Investment Income</b>                               |                    |                   |                    |
| UK Dividends  | 326.67             |                   |                    |
| UK Unit Trusts and OEIC Dividends accumulated             | 128.47             |                   |                    |
| Overseas Dividends - cash                                 | 3,865.20           |                   |                    |
| Overseas Dividends - accumulated (ERI)                    | 0.00               |                   |                    |
| Overseas Dividends - accumulated                          | <u>0.00</u>        | 4,320.34          |                    |
| UK Interest received on Unit Trust/OEICs                  | 1,819.42           |                   |                    |
| UK Interest received on deposits                          | 0.00               |                   |                    |
| Overseas Interest   | <u>0.00</u>        |                   |                    |
|   |                    | <u>1,819.42</u>   |                    |
|   |                    | <u>£6,139.76</u>  |                    |
| <b>3. Costs in furtherance of charitable objects</b>      |                    |                   |                    |
| Charities Aid Foundation                                  |                    | £10,000.00        |                    |
| Seeability  |                    | <u>£2,000.00</u>  |                    |
|   |                    | <u>£12,000.00</u> |                    |
| <b>4. Management and Administration</b>                   |                    |                   |                    |
| Legal and Professional - accrual 2021                     |                    | 3,588.00          |                    |
| Investec - management fee                                 |                    | <u>5,949.41</u>   |                    |
|   |                    | <u>£9,537.41</u>  |                    |
| <b>5. Debtors and Cash Held</b>                           |                    |                   |                    |
| HMRC (provisional tax reclaim - gift aid/income tax)      |                    | 492.95            |                    |
| Cash held by Stevens & Bolton LLP                         |                    | 0.00              |                    |
| Cash held by Investec - GBP                               |                    | <u>11,178.39</u>  |                    |
|   |                    | <u>£11,671.34</u> |                    |
| <b>6. Creditors - Amounts falling due within one year</b> |                    |                   |                    |
| Legal fee creditor (2021)                                 |                    | <u>£3,588.00</u>  |                    |
| <b>7. Analysis of Net Assets in unrestricted funds</b>    |                    |                   |                    |
|   | Investments (cost) | Other             | Total              |
| Unrestricted funds  | <u>£444,986.74</u> | <u>£8,083.34</u>  | <u>£453,070.08</u> |

# THE MARY ALICE HARRIS CHARITABLE TRUST

## STATEMENT OF FINANCIAL ACTIVITIES

YEAR ENDED 5 APRIL 2021

|   | Note | £                        |
|---|------|--------------------------|
| <b>INCOMING RESOURCES</b>                         |      |                          |
| Net Donations received                            | 1    | -                        |
| Investment Income                                 | 2    | <u>6,139.76</u>          |
| <b>TOTAL INCOMING RESOURCES</b>                   |      | <u><u>6,139.76</u></u>   |
| <b>RESOURCES EXPENDED</b>                         |      |                          |
| <b>Charitable expenditure:</b>                    |      |                          |
| Costs in furtherance of charitable objects        | 3    | 12,000.00                |
| Management and administration                     | 4    | <u>9,537.41</u>          |
| <b>TOTAL RESOURCES EXPENDED</b>                   |      | <u><u>21,537.41</u></u>  |
| <b>NET INCOMING RESOURCES</b>                     |      | (15,397.65)              |
| <b>OTHER RECOGNISED GAINS AND LOSSES</b>          |      |                          |
| Net gains/(losses) - investment assets            |      | 26,968.49                |
| Net gains/(losses) on foreign currency            |      | <u>(554.09)</u>          |
| <b>NET MOVEMENT IN FUNDS RELATING TO THE YEAR</b> |      | 11,016.75                |
| BALANCE BROUGHT FORWARD                           |      | 442,053.33               |
| BALANCE CARRIED FORWARD                           |      | <u><u>453,070.08</u></u> |

# THE MARY ALICE HARRIS CHARITABLE TRUST

## BALANCE SHEET

AS AT 5 APRIL 2021

|  | Note           | £               | £                         |
|--|----------------|-----------------|---------------------------|
| <b>FIXED ASSETS</b>                          | <i>Annexed</i> |                 | 444,986.74                |
| CURRENT ASSETS                               |                |                 |                           |
| Debtors & cash held                          | 5              | 11,671.34       |                           |
| CREDITORS                                    |                |                 |                           |
| Amounts falling due within one year          | 6              | <u>3,588.00</u> | 8,083.34                  |
| <b>TOTAL ASSETS LESS CURRENT LIABILITIES</b> |                |                 | <u><b>£453,070.08</b></u> |
| <br><b>REPRESENTED BY :</b>                  |                |                 |                           |
| <br><b>FUNDS</b>                             |                |                 |                           |
| Unrestricted                                 | 7              |                 | 453,070.08                |
|  |                |                 | <u><b>£453,070.08</b></u> |

**THE MARY ALICE HARRIS CHARITABLE TRUST**  
**Schedule of Investments for the period from 6 April 2020 to 5 April 2021**

|                                      |        | Opening Balances |           | Acquisitions |           | Units | Disposals |           |          | Closing     |           | Market Value |
|--------------------------------------|--------|------------------|-----------|--------------|-----------|-------|-----------|-----------|----------|-------------|-----------|--------------|
|                                      |        | Units            | Cost      | Units        | Cost      |       | Units     | Proceeds  | Cost     | Profit/Loss | Units     |              |
| Alphabet Inc A shares                |        |                  |           |              |           |       |           |           |          |             |           |              |
| 06/04/2020                           | B/fwd  | 25               | 5,022.15  |              |           |       |           |           |          |             |           |              |
| 22/03/2021                           | Sold   |                  |           |              |           | 7     | 10,242.28 | 1,406.20  | 8,836.08 |             |           |              |
| 05/04/2021                           | C/fwd  |                  |           |              |           |       |           |           |          | 18          | 3,615.95  | 27,741       |
| Amazon Com Inc Com USD0.01           |        |                  |           |              |           |       |           |           |          |             |           |              |
| 06/04/2020                           | B/fwd  | 16               | 21,938.28 |              |           |       |           |           |          |             |           |              |
| 22/03/2021                           | Sold   |                  |           |              |           | 5     | 11,059.84 | 6,855.71  | 4,204.13 |             |           |              |
| 05/04/2021                           | C/fwd  |                  |           |              |           |       |           |           |          | 11          | 15,082.57 | 25,161       |
| Baillie Gifford Japanese W3 ACC      |        |                  |           |              |           |       |           |           |          |             |           |              |
| 28/08/2020                           | Bought |                  |           | 789          | 13,933.74 |       |           |           |          |             |           |              |
| 05/04/2021                           | C/fwd  |                  |           |              |           |       |           |           |          | 789         | 13,933.74 | 16,530       |
| BH Global Ord GBP                    |        |                  |           |              |           |       |           |           |          |             |           |              |
| 06/04/2020                           | B/fwd  | 1,320            | 19,174.00 |              |           |       |           |           |          |             |           |              |
| 01/03/2021                           | Bought |                  |           | 524          | 9,908.84  |       |           |           |          |             |           |              |
| 05/04/2021                           | C/fwd  |                  |           |              |           |       |           |           |          | 1,844       | 29,082.84 | 35,220       |
| Blackrock Emerging Mkts Flexi Dyn Bd |        |                  |           |              |           |       |           |           |          |             |           |              |
| 22/03/2021                           | Bought |                  |           | 210          | 18,708.90 |       |           |           |          |             |           |              |
| 05/04/2021                           | C/fwd  |                  |           |              |           |       |           |           |          | 210         | 18,708.90 | 18,554       |
| Boohoo Group Ord GBP0.01             |        |                  |           |              |           |       |           |           |          |             |           |              |
| 22/03/2021                           | Bought |                  |           | 2,900        | 9,830.10  |       |           |           |          |             |           |              |
| 05/04/2021                           | C/fwd  |                  |           |              |           |       |           |           |          | 2,900       | 9,830.10  | 10,085       |
| Chubb Limited Ord CHF24.15           |        |                  |           |              |           |       |           |           |          |             |           |              |
| 06/04/2020                           | B/fwd  | 138              | 14,163.05 |              |           |       |           |           |          |             |           |              |
| 01/07/2021                           | Sold   |                  |           |              |           | 138   | 14,197.00 | 14,163.05 | 33.95    |             |           |              |
| 05/04/2021                           | C/fwd  |                  |           |              |           |       |           |           |          | 0           | 0.00      | 0            |
| Coca-Cola Co Com                     |        |                  |           |              |           |       |           |           |          |             |           |              |
| 06/04/2020                           | B/fwd  | 448              | 9,962.00  |              |           |       |           |           |          |             |           |              |
| 08/01/2021                           | Sold   |                  |           |              |           | 448   | 16,462.10 | 9,962.00  | 6,500.10 |             |           |              |
| 05/04/2021                           | C/fwd  |                  |           |              |           |       |           |           |          | 0           | 0.00      | 0            |
| CVS Group Ord GBP0.002               |        |                  |           |              |           |       |           |           |          |             |           |              |
| 22/03/2021                           | Bought |                  |           | 540          | 9,774.00  |       |           |           |          |             |           |              |
| 05/04/2021                           | C/fwd  |                  |           |              |           |       |           |           |          | 540         | 9,774.00  | 9,747        |

**THE MARY ALICE HARRIS CHARITABLE TRUST**

**Schedule of Investments for the period from 6 April 2020 to 5 April 2021**

|                                     |        | Opening Balances |           | Acquisitions |           | Disposals |           |           | Closing     |           | Market Value |
|-------------------------------------|--------|------------------|-----------|--------------|-----------|-----------|-----------|-----------|-------------|-----------|--------------|
|                                     |        | Units            | Cost      | Units        | Cost      | Units     | Proceeds  | Cost      | Profit/Loss | Units     |              |
| Danaher Corp Com USD0.01            |        |                  |           |              |           |           |           |           |             |           |              |
| 05/05/2020                          | Bought |                  |           | 115          | 15,065.66 |           |           |           |             |           |              |
| 05/04/2021                          | C/fwd  |                  |           |              |           |           |           |           | 115         | 15,065.66 | 18,730       |
| Enel SPA Eur1                       |        |                  |           |              |           |           |           |           |             |           |              |
| 06/04/2020                          | B/fwd  | 3,745            | 10,572.00 |              |           |           |           |           |             |           |              |
| 05/04/2021                          | C/fwd  |                  |           |              |           |           |           |           | 3,745       | 10,572.00 | 26,882       |
| Equinix Inc Com USD0.001            |        |                  |           |              |           |           |           |           |             |           |              |
| 06/04/2020                          | B/fwd  | 32               | 9,741.00  |              |           |           |           |           |             |           |              |
| 05/04/2021                          | C/fwd  |                  |           |              |           |           |           |           | 32          | 9,741.00  | 15,700       |
| Estee Lauder Com USD0.01            |        |                  |           |              |           |           |           |           |             |           |              |
| 06/04/2020                          | B/fwd  | 90               | 14,900.69 |              |           |           |           |           |             |           |              |
| 05/04/2021                          | C/fwd  |                  |           |              |           |           |           |           | 90          | 14,900.69 | 19,038       |
| HarbourVest G1 PE Ord               |        |                  |           |              |           |           |           |           |             |           |              |
| 06/04/2020                          | B/fwd  | 1,318            | 19,969.71 |              |           |           |           |           |             |           |              |
| 05/04/2021                          | C/fwd  |                  |           |              |           |           |           |           | 1,318       | 19,969.71 | 26,393       |
| HCA Healthcare Inc Com USD0.01      |        |                  |           |              |           |           |           |           |             |           |              |
| 06/04/2020                          | B/fwd  | 177              | 2,813.88  |              |           |           |           |           |             |           |              |
| 05/04/2021                          | C/fwd  |                  |           |              |           |           |           |           | 177         | 2,813.88  | 23,842       |
| Hipgnosis Songs Fu Ord              |        |                  |           |              |           |           |           |           |             |           |              |
| 07/10/2020                          | Bought |                  |           | 8,600        | 9,971.27  |           |           |           |             |           |              |
| 01/03/2021                          | Bought |                  |           | 13,000       | 14,951.00 |           |           |           |             |           |              |
| 05/04/2021                          | C/fwd  |                  |           |              |           |           |           |           | 21,600      | 24,922.27 | 26,827       |
| Home Depot                          |        |                  |           |              |           |           |           |           |             |           |              |
| 06/04/2020                          | B/fwd  | 94               | 11,854.61 |              |           |           |           |           |             |           |              |
| 05/04/2021                          | C/fwd  |                  |           |              |           |           |           |           | 94          | 11,854.61 | 20,933       |
| Invesco Mgrs Per Corp Bond UK D Dis |        |                  |           |              |           |           |           |           |             |           |              |
| 06/04/2020                          | B/fwd  | 31,284.32        | 54,383.40 |              |           |           |           |           |             |           |              |
| 02/03/2021                          | Sold   |                  |           |              |           | 12,400.00 | 25,153.40 | 21,555.66 | 3,597.74    |           |              |
| 05/04/2021                          | C/fwd  |                  |           |              |           |           |           |           | 18,884.32   | 32,827.74 | 38,397       |

**THE MARY ALICE HARRIS CHARITABLE TRUST**  
**Schedule of Investments for the period from 6 April 2020 to 5 April 2021**

|                                   | Opening Balances |          | Acquisitions |           | Disposals |           |          |             | Closing |           | Market Value |
|-----------------------------------|------------------|----------|--------------|-----------|-----------|-----------|----------|-------------|---------|-----------|--------------|
|                                   | Units            | Cost     | Units        | Cost      | Units     | Proceeds  | Cost     | Profit/Loss | Units   | Cost      |              |
| JP Morgan European Smaller C Acc  |                  |          |              |           |           |           |          |             |         |           |              |
| 04/05/2020                        |                  |          | 2,124        | 14,521.79 |           |           |          |             |         |           |              |
| 26/02/2021                        |                  |          | -            | 25.38     |           |           |          |             |         |           |              |
| 05/04/2021                        |                  |          |              |           |           |           |          |             | 2,124   | 14,547.17 | 21,941       |
| JP Morgan Chase & Com USD1        |                  |          |              |           |           |           |          |             |         |           |              |
| 06/04/2020                        |                  |          |              |           |           |           |          |             |         |           |              |
| 22/03/2021                        | 350              | 9,957.00 |              |           | 91        | 10,011.99 | 2,588.82 | 7,423.17    |         |           |              |
| 05/04/2021                        |                  |          |              |           |           |           |          |             | 259     | 7,368.18  | 28,808       |
| Kainos Group Ord GBP0.005         |                  |          |              |           |           |           |          |             |         |           |              |
| 22/03/2021                        |                  |          | 710          | 9,956.21  |           |           |          |             |         |           |              |
| 05/04/2021                        |                  |          |              |           |           |           |          |             | 710     | 9,956.21  | 10,831       |
| Legal & General L&G Ise Cyber Sec |                  |          |              |           |           |           |          |             |         |           |              |
| 10/03/2021                        |                  |          | 580          | 9,886.61  |           |           |          |             |         |           |              |
| 22/03/2021                        |                  |          | 570          | 9,723.80  |           |           |          |             |         |           |              |
| 05/04/2021                        |                  |          |              |           |           |           |          |             | 1,150   | 19,610.41 | 19,462       |
| London Stock Exchange Ord         |                  |          |              |           |           |           |          |             |         |           |              |
| GBP0.06918604                     |                  |          |              |           |           |           |          |             |         |           |              |
| 22/03/2021                        |                  |          | 125          | 9,002.29  |           |           |          |             |         |           |              |
| 05/04/2021                        |                  |          |              |           |           |           |          |             | 125     | 9,002.29  | 9,035        |
| Marathon Petroleum Com USD0.01    |                  |          |              |           |           |           |          |             |         |           |              |
| 06/04/2020                        |                  |          | 188          | 9,767.00  |           |           |          |             |         |           |              |
| 30/09/2020                        |                  |          |              |           | 188       | 4,310.00  | 9,767.00 | (5,457.00)  |         |           |              |
| 05/04/2021                        |                  |          |              |           |           |           |          |             | 0       | 0.00      | 0            |
| Medtronic USD0.0001               |                  |          |              |           |           |           |          |             |         |           |              |
| 06/04/2020                        |                  |          | 114          | 7,848.63  |           |           |          |             |         |           |              |
| 05/04/2021                        |                  |          |              |           |           |           |          |             | 114     | 7,848.63  | 9,750        |
| Melrose Industries                |                  |          |              |           |           |           |          |             |         |           |              |
| 06/04/2020                        |                  |          | 10,452       | 11,214.19 |           |           |          |             |         |           |              |
| 05/04/2021                        |                  |          |              |           |           |           |          |             | 10,452  | 11,214.19 | 18,150       |
| Microsoft Corp Com USD0.00000625  |                  |          |              |           |           |           |          |             |         |           |              |
| 05/10/2020                        |                  |          | 93           | 14,911.00 |           |           |          |             |         |           |              |
| 05/04/2021                        |                  |          |              |           |           |           |          |             | 93      | 14,911.00 | 16,309       |



**THE MARY ALICE HARRIS CHARITABLE TRUST**  
**Schedule of Investments for the period from 6 April 2020 to 5 April 2021**

|                                    |         | Opening Balances |            | Acquisitions |            | Disposals |            |            |             | Closing |            | Market Value |
|------------------------------------|---------|------------------|------------|--------------|------------|-----------|------------|------------|-------------|---------|------------|--------------|
|                                    |         | Units            | Cost       | Units        | Cost       | Units     | Proceeds   | Cost       | Profit/Loss | Units   | Cost       |              |
| Schroder UT Tokyo L Acc            |         |                  |            |              |            |           |            |            |             |         |            |              |
| 06/04/2020                         | B/fwd   | 17,647           | 14,181.12  |              |            |           |            |            |             |         |            |              |
| 30/04/2020                         | Acc div |                  |            | -            | 103.09     |           |            |            |             |         |            |              |
| 21/08/2020                         | Sold    |                  |            |              |            | 17,647    | 14,440.54  | 14,284.21  | 156.33      |         |            |              |
| 05/04/2021                         | C/fwd   |                  |            |              |            |           |            |            |             | 0       | 0.00       | 0            |
| Tencent Holdings HKD0.00002        |         |                  |            |              |            |           |            |            |             |         |            |              |
| 06/05/2020                         | Bought  |                  |            | 356          | 15,140.69  |           |            |            |             |         |            |              |
| 05/04/2021                         | C/fwd   |                  |            |              |            |           |            |            |             | 356     | 15,140.69  | 21,664       |
| Thermo Fisher Science Com USD1     |         |                  |            |              |            |           |            |            |             |         |            |              |
| 06/04/2020                         | B/fwd   | 37               | 7,848.66   |              |            |           |            |            |             |         |            |              |
| 05/04/2021                         | C/fwd   |                  |            |              |            |           |            |            |             | 37      | 7,848.66   | 12,217       |
| UK Gov Idx/Lkd Snr 22/11/2032      |         |                  |            |              |            |           |            |            |             |         |            |              |
| 23/12/2020                         | Bought  |                  |            | £6,500       | 14,107.39  |           |            |            |             |         |            |              |
| 05/04/2021                         | C/fwd   |                  |            |              |            |           |            |            |             | £6,500  | 14,107.39  | 13,501       |
| Visa Inc Com Stik USD0.0001        |         |                  |            |              |            |           |            |            |             |         |            |              |
| 06/04/2020                         | B/fwd   | 100              | 8,905.11   |              |            |           |            |            |             |         |            |              |
| 05/04/2021                         | C/fwd   |                  |            |              |            |           |            |            |             | 100     | 8,905.11   | 15,692       |
| Vontobel AM MTX Sust Asian Leaders |         |                  |            |              |            |           |            |            |             |         |            |              |
| 06/04/2020                         | B/fwd   | 198              | 19,887.12  |              |            |           |            |            |             |         |            |              |
| 05/04/2021                         | C/fwd   |                  |            |              |            |           |            |            |             | 198     | 19,887.12  | 26,144       |
| Walt Disney Holdings               |         |                  |            |              |            |           |            |            |             |         |            |              |
| 06/04/2020                         | B/fwd   | 145              | 10,101.23  |              |            |           |            |            |             |         |            |              |
| 05/04/2021                         | C/fwd   |                  |            |              |            |           |            |            |             | 145     | 10,101.23  | 19,828       |
| Totals                             |         |                  | 359,591.65 |              | 229,436.26 |           | 171,009.66 | 144,041.17 | 26,968.49   |         | 444,986.74 | 653,455      |