

PEMBERTON OLD WIGAN BRASS BAND

England & Wales · Charity number 1123788

Details

Status Registered

Legal form Other

Registered 2008-04-19

Register [View on the Charity Commission register](#)

Contact

Address Pemberton Old Wigan Brass Band
Enfield Street
Wigan
Lancashire
WN5 8DZ

Phone 01942589027

Website www.pembertonoldwiganband.co.uk

Activities

Objects: A TO PROMOTE MUSIC AND IN PARTICULAR BRASS BAND MUSIC BY THE PERFORMANCE OF SUCH MUSIC.B TO ADVANCE THE EDUCATION OF BOTH YOUNG AND OLDER PEOPLE BY TRAINING THEM IN THE PLAYING OF A MUSICAL INSTRUMENT AND IN THE THEORY OF MUSIC.

Activities: Continue to operate three brass bands. These are all very active in providing concerts and music to the general public. The Junior band continues to attract young players and train them.

Classification

- **How:** Provides Services
- **What:** Education/training, Arts/culture/heritage/science
- **Who:** Children/young People, Elderly/old People, People With Disabilities, Other Charities Or Voluntary Bodies, The General Public/mankind

Geography

- **Area of benefit:** UNDEFINED. IN PRACTICE, PEMBERTON.
- Bolton
- Cheshire West & Chester
- Knowsley
- Lancashire
- Oldham
- St Helens
- Tameside
- Wigan

Finances

Period end	Income	Expenditure	Assets	Employees
2025-03-31	£39,644	£63,208	-	-
2024-03-31	£52,881	£64,096	-	-
2023-03-31	£32,250	£77,796	-	-
2022-03-31	£97,663	£43,174	-	-
2021-03-31	£21,104	£22,966	-	-

Trustees

Name	Role	Appointed
GEORGE FAIRHURST	Chair	2018-10-01
ADAM JAMES ROBY		2018-10-01
Denise Scarisbrick		2025-10-03
Elizabeth Simm		2025-10-03
Gareth Roberts		2025-10-03
Katie Littler		2025-10-03
Richard Johnson		2025-10-03
Steve Rowland		2025-10-03
Vicky Hough		2025-10-03

PEMBERTON OLD WIGAN BRASS BAND

England & Wales - Charity number 1123788

Accounts

Pemberton Old Wigan DW Band AGM Financial Report 2024-25

Total income, including bar income, for this year is £39.6k v last year of £52.9k, a decrease of £13.3k.

Fundraising includes £2.8k from Go Fund Me, and £2.6k from carolling. The bar made a profit of £2.3k, however this may be skewed due to not having full figures available for cash takings, or expenditure. Walks and concerts generated similar income of £11.4k this year v £11.6k last year.

Total expenditure for this year is £63.2k v last year of £64.1k.

Contest costs of £15.1k include the costs for the A Band to attend the National Finals, however there were fundraising activities that generated income to offset some of this cost which is recorded elsewhere in the accounts.

Overheads decreased by £0.7k from last year to £9.7k as there were no major repairs to the bandroom but utilities costs increased by £1.0k.

Band charges decreased by £8.1k to £15.7k this year. Conductor costs decreased by £3.6k, instrument repairs decreased by £1.8k and uniform costs decreased by £1.8k.

Overall in the year, the organisation has expenditure of £23.6k greater than the income brought in.



Pemberton Old Wigan Brass Band			Charity No (if any)	1123788	CC17a
Annual accounts for the period					
Period start date	01-Apr-24	To	Period end date	31-Mar-25	


Section A Statement of financial activities

Recommended categories by activity	Details of own analysis	Note	Restricted			Total this year £	Total last year £
			Unrestricted funds £	income funds £	Endowment funds £		
			F01	F02	F03	F04	F05
Incoming resources (Note 3)							
Incoming resources from generated funds							
Voluntary income		S01	7,425	-	-	7,425	23,096
Activities for generating funds		S02	20,003	-	-	20,003	16,969
Investment income		S03	864	-	-	864	733
Incoming resources from charitable activities							
Other incoming resources		S04	11,352	-	-	11,352	12,083
		S05	-	-	-	-	-
Total incoming resources			39,644	-	-	39,644	52,881
Resources expended (Notes 4-8)							
Costs of Generating Funds							
Costs of generating voluntary income		S07	-	-	-	-	-
Fundraising trading costs		S08	10,620	-	-	10,620	11,034
Investment management costs		S09	-	-	-	-	-
Charitable activities							
		S10	52,589	-	-	52,589	53,063
Governance costs							
		S11	-	-	-	-	-
Other resources expended							
		S12	-	-	-	-	-
Total resources expended			63,208	-	-	63,208	64,096
Net incoming/(outgoing) resources before transfers			- 23,564	-	-	- 23,564	- 11,216
Gross transfers between funds			-	-	-	-	-
Net incoming/(outgoing) resources before other recognised gains/(losses)			- 23,564	-	-	- 23,564	- 11,216
Other recognised gains/(losses)							
Gains and losses on revaluation of fixed assets for the charity's own use		S17	-	-	-	-	-
Gains and losses on investment assets		S18	-	-	-	-	-
Net movement in funds			- 23,564	-	-	- 23,564	- 11,216
Total funds brought forward			241,403	-	-	241,403	252,618
Total funds carried forward			217,839	-	-	217,839	241,403

Section B Balance sheet

	Note	Restricted			Total this year £	Total last year £
		Unrestricted funds £	income funds £	Endowment funds £		
		F01	F02	F03	F04	F05
Fixed assets						
Tangible assets (Note 9)	B01	153,086	-	-	153,086	162,666
	B02	-	-	-	-	-
Investments (Note 10)	B03	-	-	-	-	-
Total fixed assets	B04	153,086	-	-	153,086	162,666
Current assets						
Stock and work in progress	B05	2,365	-	-	2,365	2,365
Debtors (Note 11)	B06	-	-	-	-	-
(Short term) investments	B07	-	-	-	-	-
Cash at bank and in hand	B08	62,387	-	-	62,387	76,372
Total current assets	B09	64,753	-	-	64,753	78,737
Creditors: amounts falling due within one year (Note 12)	B10	-	-	-	-	-
Net current assets/(liabilities)	B11	64,753	-	-	64,753	78,737
Total assets less current liabilities	B12	217,839	-	-	217,839	241,403
Creditors: amounts falling due after one year (Note 12)	B13	-	-	-	-	-
Provisions for liabilities and charges	B14	-	-	-	-	-
Net assets	B15	217,839	-	-	217,839	241,403
Funds of the Charity						
Unrestricted funds	B16	217,839			217,839	241,403
	B17	-			-	-
Restricted income funds (Note 13)	B18		-		-	-
Endowment funds (Note 13)	B19			-	-	-
Total funds	B20	217,839	-	-	217,839	241,403

Signed by one or two trustees on behalf of all the trustees

Signature	Print Name	Date of approval
	GEORGE FAIRHURST	23/1/26

Section C

Notes to the accounts

Note 1 Basis of preparation

This section should be completed by all charities .

1.1 Basis of accounting

These accounts have been prepared on the basis of historic cost (except that investments are shown at market value) in accordance with:

- Accounting and Reporting by Charities – Statement of Recommended Practice (SORP 2005);
- and with* Accounting Standards;
- or Financial Reporting Standards for Smaller Enterprises (FRSSE);
- and with the Charities Act 1993.

[** except for the following].

* -Tick as appropriate:

- if all relevant disclosures shown in the pack have been given then please tick "Accounting Standards";
- if disclosures completed in these accounts have been restricted to those required by the FRSSE, then please tick "Financial Reporting Standards for Smaller Enterprises (FRSSE)".

** - If no departures from the chosen standards have been made then delete these words; otherwise give details of any changes in the boxes.

1.2 Change in basis of accounting

There has been no change to the accounting policies (valuation rules and methods of accounting) since last year

§ if no changes have been made to accounting policies then delete these words.

1.3 Changes to previous accounts

No changes have been made to accounts for previous years

§§ if no changes have been made to accounts for previous periods then delete these words.

Note 2 Accounting policies

This standard list of accounting policies has been applied by the charity except for those deleted. Where a different or additional policy has been adopted then this is detailed in the box below.

INCOMING RESOURCES

Recognition of incoming resources	These are included in the Statement of Financial Activities (SoFA) when: <ul style="list-style-type: none"> the charity becomes entitled to the resources; the trustees are virtually certain they will receive the resources; and the monetary value can be measured with sufficient reliability.
Incoming resources with related expenditure	Where incoming resources have related expenditure (as with fundraising or contract income) the incoming resources and related expenditure are reported gross in the SoFA.
Grants and donations	Grants and donations are only included in the SoFA when the charity has unconditional entitlement to the resources.
Tax reclaims on donations and gifts	Incoming resources from tax reclaims are included in the SoFA at the same time as the gift to which they relate.
Contractual income and performance related grants	This is only included in the SoFA once the related goods or services have been delivered.
Gifts in kind	Gifts in kind are accounted for at a reasonable estimate of their value to the charity or the amount actually realised. Gifts in kind for sale or distribution are included in the accounts as gifts only when sold or distributed by the charity. Gifts in kind for use by the charity are included in the SoFA as incoming resources when receivable.
Donated services and facilities	These are only included in incoming resources (with an equivalent amount in resources expended) where the benefit to the charity is reasonably quantifiable, measurable and material. The value placed on these resources is the estimated value to the charity of the service or facility received.
Volunteer help	The value of any voluntary help received is not included in the accounts but is described in the trustees' annual report.
Investment income	This is included in the accounts when receivable.
Investment gains and losses	This includes any gain or loss on the sale of investments and any gain or loss resulting from revaluing investments to market value at the end of the year.

EXPENDITURE AND LIABILITIES

Liability recognition	Liabilities are recognised as soon as there is a legal or constructive obligation committing the charity to pay out resources.
Governance costs	Include costs of the preparation and examination of statutory accounts, the costs of trustee meetings and cost of any legal advice to trustees on governance or constitutional matters.
Grants with performance conditions	Where the charity gives a grant with conditions for its payment being a specific level of service or output to be provided, such grants are only recognised in the SoFA once the recipient of the grant has provided the specified service or output.
Grants payable without performance conditions	These are only recognised in the accounts when a commitment has been made and there are no conditions to be met relating to the grant which remain in the control of the charity.
Support Costs	Support costs include central functions and have been allocated to activity cost categories on a basis consistent with the use of resources, eg allocating property costs by floor areas, or per capita, staff costs by the time spent and other costs by their usage.

ASSETS

Tangible fixed assets for use by charity	These are capitalised if they can be used for more than one year, and cost at least £500. They are valued at cost or a reasonable value on receipt.
Investments	Investments quoted on a recognised stock exchange are valued at market value at the year end. Other investment assets are included at trustees' best estimate of market value.
Stocks and work in progress	These are valued at the lower of cost or market value.

**POLICIES ADOPTED
ADDITIONAL TO OR
DIFFERENT FROM THOSE
ABOVE**

--

Note 3 Analysis of incoming resources

Incoming resources may be further analysed if this would help the reader of the accounts.

	Analysis	This year £	Last year £
Voluntary income	Donations plus Gift Aid	5,625	1,486
	Sponsorship	-	20,000
	Grants	1,000	750
		-	-
	Total	6,625	22,236
Activities for generating funds	Fund Raising	7,086	289
	Bar Sales	9,876	14,659
	Bandroom Concert Series Income	2,191	2,021
	Bandroom Hire	800	860
	Total	19,953	17,829
Investment income	Bank Interest	864	733
		-	-
		-	-
		-	-
	Total	864	733
Incoming resources from charitable activities	Concerts and Walking days	12,202	11,633
	Competitions	-	450
		-	-
		-	-
	Total	12,202	12,083

Section C**Notes to the accounts****(cont)****Note 4****Analysis of resources expended**

Resources expended may be further analysed if this would help the reader of the accounts.

	Analysis	This year £	Last year £
Costs of generating voluntary income		-	-
		-	-
		-	-
		-	-
	Total	-	-
Fundraising trading costs	Bar Purchases	7,527	9,939
	Borrowed Players Expenses	747	315
	Bandroom Concert Series Costs	1,146	780
		-	-
	Total	9,420	11,034
Investment management costs		-	-
		-	-
		-	-
	Total	-	-
Charitable activities	Contest/concert costs	16,312	6,202
	Van costs	410	350
	Premises and Insurance	10,378	11,025
	Depreciation	9,580	9,571
	Conductors	13,340	16,935
	Instruments, Music, Uniforms, Other	3,769	8,936
	Total	53,789	53,019
Governance costs		-	-
		-	-
		-	-
	Total	-	-

Note 5 Support Costs

Please complete this note if the charity has analysed its expenses using activity categories and has support costs.

Support cost type	Fundraising activity £	Charitable Activity £	Governance Activity £	Total Cost £
	-	-	-	-
	-	-	-	-
	-	-	-	-
	-	-	-	-
	-	-	-	-
	-	-	-	-
	-	-	-	-
Total	-	-	-	-

Note 6 Details of certain items of expenditure**6.1 Trustee expenses**

Please provide details of the amount of any payment or reimbursement of out-of-pocket expenses made to trustees or to third parties for expenses incurred by trustees. If no expenses were paid, please enter 'None' in the appropriate box(es).

Number of trustees who were paid expenses

Nature of the expenses

Total amount paid

This year	Last year
NONE	NONE
NIL	NIL

6.2 Fees for examination or audit of the accounts

Please provide details of the amount paid for any statutory external scrutiny of accounts and other services provided by your independent examiner or auditor. If nothing was paid please enter NONE in the appropriate box(es).

Independent examiner's or auditors' fees for reporting on the accounts

Other fees (for example: advice, consultancy, accountancy services) paid to the independent examiner or auditor

This year £	Last year £
300	250
NIL	NIL

Section C **Notes to the accounts** **(cont)**

Note 7 **Paid employees**
Please complete this note if the charity has any employees.

7.1 Staff Costs

	This year £	Last year £
Gross wages, salaries and benefits in kind	-	-
Employer's National Insurance costs	-	-
Pension costs	-	-
Total staff costs	NIL	NIL

7.2 Average number of full-time equivalent employees in the year

	This year Number	Last year Number
The parts of the charity in which the employees work		
Fundraising	-	-
Charitable Activities	-	-
Governance	-	-
Other	-	-
Total	NONE	NONE

7.3 Defined contribution pension scheme

Please complete if a defined contribution pension scheme is operated.

Brief details of the scheme

--	--

	This year £	Last year £
The costs of the scheme to the charity for the year	NIL	NIL
The amount of any contributions outstanding at the year end	NIL	NIL
The amount of any contributions prepaid at the year end	NIL	NIL

Note 9 Tangible fixed assets*Please complete this note if the charity has any tangible fixed assets***9.1 Cost or valuation**

	Freehold land & buildings	Fixtures and fittings	Plant, machinery and motor vehicles	Equipment	Payments on account and assets under construction	Total
	£	£	£	£	£	£
Balance brought forward	108,753	102,447	11,351	108,587	-	331,137
Additions		-	-	-	-	-
Revaluations	-	-	-	-	-	-
Disposals	-	-	-	-	-	-
Transfers *	-	-	-	-	-	-
Balance carried forward	108,753	102,447	11,351	108,587	-	331,137

9.2 Accumulated depreciation and impairment provisions

**Basis	SL	SL	SL	SL	SL or RB
** Rate	25	25	5	10	

Balance brought forward	33,765	23,159	11,351	100,197	-	168,471
Depreciation charge for year	4,375	4,096	-	1,109	-	9,580
Impairment provisions	-	-	-	-	-	-
Revaluations	-	-	-	-	-	-
Disposals	-	-	-	-	-	-
Transfers*	-	-	-	-	-	-
Balance carried forward	38,140	27,255	11,351	101,306	-	178,051

9.3 Net book value

Brought forward	74,988	79,288	-	8,390	-	162,666
Carried forward	70,613	75,192	-	7,281	-	153,086

9.4 Revaluation*If any fixed assets have been revalued please give details of the valuer and method of valuation*

--

* The "transfers" row is for movements between fixed asset categories.

** Please indicate the method of depreciation by deleting the method not applicable (SL = straight line; RB = reducing balance). Also please indicate the rate of depreciation: for straight line, what is the anticipated life of the asset (in years); for reducing balance, what is the percentage annual deduction.



Section A

Independent Examiner's Report

Report to the trustees/
members of

Pemberton Old Wigan Brass Band

On accounts for the year
ended

31st March 2025

Charity no
(if any)

1123788

Set out on pages

1 – 10

I report to the trustees on my examination of the accounts of the above charity ("the Trust") for the year ended 31/03/2024.

Responsibilities and
basis of report

As the charity's trustees, you are responsible for the preparation of the accounts in accordance with the requirements of the Charities Act 2011 ("the Act").

I report in respect of my examination of the Trust's accounts carried out under section 145 of the 2011 Act and in carrying out my examination, I have followed all the applicable Directions given by the Charity Commission under section 145(5)(b) of the Act.

Independent
examiner's statement

I have completed my examination. I confirm that no material matters have come to my attention in connection with the examination which gives me cause to believe that in, any material respect:

- the accounting records were not kept in accordance with section 130 of the Charities Act; or
- the accounts did not accord with the accounting records; or
- the accounts did not comply with the applicable requirements concerning the form and content of accounts set out in the Charities (Accounts and Reports) Regulations 2008 other than any requirement that the accounts give a 'true and fair' view which is not a matter considered as part of an independent examination.

I have no concerns and have come across no other matters in connection with the examination to which attention should be drawn in this report in order to enable a proper understanding of the accounts to be reached.

Signed:

Date:

9th January 2025

Name:

Rhiannon Grant

Relevant professional
qualification(s) or body
(if any):

MAAT

Address:

34 Kellet Avenue

Clayton-le-Woods

PR25 5TE

Section B**Disclosure**

Only complete if the examiner needs to highlight material matters of concern (see CC32, Independent examination of charity accounts: directions and guidance for examiners).

Give here brief details of any items that the examiner wishes to disclose.

PEMBERTON OLD WIGAN BRASS BAND

England & Wales - Charity number 1123788

Accounts

Pemberton Old Wigan DW Band Annual Financial Report 2023-24

Total income, including bar income, for this year is £52.9k v last year of £32.2k, an increase of £20.6k.

Within this year figures, there was a sponsorship of £20k, and an increase of £1.0k but £1.9k decrease in fundraising contribution and £3.2k decrease in donations.

The bar made a profit of £4.7k, an increase of £1.3k. The organisation sadly lost two stalwart members – Derek Green and Helen Smart - in this financial year, so this figure is increased due to memorial events held in their honour. Walks and concerts generated income of £11.6k this year v £10.3k last year.

Total expenditure for this year is £64.1k v last year of £77.8k, a decrease of £13.7k.

Costs of activities is down by £10.9k this year due to neither competing band qualifying for the nationals in the financial year. Overheads decreased by £7.4k from last year to £10.3k as there were no major repairs to the bandroom but utilities costs increased by £3.5k.

Band charges increased by £3.0k to £23.8k this year. Conductor costs increased by £2.0k and uniform costs increased by £1.1k. New instrument spend of £3.3k was capitalised.

Overall in the year, the organisation has expenditure of £11.2k greater than the income brought in.



Pemberton Old Wigan Brass Band			Charity No (if any)	1123788	CC17a
Annual accounts for the period					
Period start date	01-Apr-23	To	Period end date	31-Mar-24	

Section A Statement of financial activities


Recommended categories by activity	Details of own analysis	Note	Restricted			Total this year £	Total last year £
			Unrestricted funds £	income funds £	Endowment funds £		
			F01	F02	F03	F04	F05
Incoming resources (Note 3)							
Incoming resources from generated funds							
Voluntary income		S01	23,096	-	-	23,096	6,506
Activities for generating funds		S02	16,969	-	-	16,969	14,586
Investment income		S03	733	-	-	733	96
Incoming resources from charitable activities							
Other incoming resources		S04	12,083	-	-	12,083	11,062
		S05	-	-	-	-	-
Total incoming resources			52,881	-	-	52,881	32,250
Resources expended (Notes 4-8)							
Costs of Generating Funds							
Costs of generating voluntary income		S07	-	-	-	-	-
Fundraising trading costs		S08	11,034	-	-	11,034	10,314
Investment management costs		S09	-	-	-	-	-
Charitable activities							
Governance costs		S10	53,063	-	-	53,063	67,482
Other resources expended							
		S11	-	-	-	-	-
		S12	-	-	-	-	-
Total resources expended			64,096	-	-	64,096	77,796
Net incoming/(outgoing) resources before transfers			- 11,216	-	-	- 11,216	- 45,547
Gross transfers between funds			-	-	-	-	-
Net incoming/(outgoing) resources before other recognised gains/(losses)			- 11,216	-	-	- 11,216	- 45,547
Other recognised gains/(losses)							
Gains and losses on revaluation of fixed assets for the charity's own use		S17	-	-	-	-	-
Gains and losses on investment assets		S18	-	-	-	-	-
Net movement in funds			- 11,216	-	-	- 11,216	- 45,547
Total funds brought forward			252,618	-	-	252,618	298,165
Total funds carried forward			241,403	-	-	241,403	252,618

Section B

Balance sheet

		Note	Restricted			Total this year £	Total last year £
			Unrestricted funds £	income funds £	Endowment funds £		
			F01	F02	F03	F04	F05
Fixed assets							
Tangible assets	(Note 9)	B01	162,666	-	-	162,666	167,906
		B02	-	-	-	-	-
Investments	(Note 10)	B03	-	-	-	-	-
	Total fixed assets	B04	162,666	-	-	162,666	167,906
Current assets							
Stock and work in progress		B05	2,365	-	-	2,365	2,365
Debtors	(Note 11)	B06	-	-	-	-	-
(Short term) investments		B07	-	-	-	-	-
Cash at bank and in hand		B08	76,372	-	-	76,372	82,347
	Total current assets	B09	78,737	-	-	78,737	84,712
Creditors: amounts falling due within one year	(Note 12)	B10	-	-	-	-	-
	Net current assets/(liabilities)	B11	78,737	-	-	78,737	84,712
	Total assets less current liabilities	B12	241,403	-	-	241,403	252,618
Creditors: amounts falling due after one year	(Note 12)	B13	-	-	-	-	-
Provisions for liabilities and charges		B14	-	-	-	-	-
	Net assets	B15	241,403	-	-	241,403	252,618
Funds of the Charity							
Unrestricted funds		B16	241,403			241,403	252,618
		B17	-			-	-
Restricted income funds (Note 13)		B18		-		-	-
Endowment funds (Note 13)		B19			-	-	-
	Total funds	B20	241,403	-	-	241,403	252,618

Signed by one or two trustees on behalf of all the trustees

Signature	Print Name	Date of approval
	GEORGE FAIRHURST	27/01/2025

Section C**Notes to the accounts****Note 1 Basis of preparation**

This section should be completed by all charities .

1.1 Basis of accounting

These accounts have been prepared on the basis of historic cost (except that investments are shown at market value) in accordance with:

- Accounting and Reporting by Charities – Statement of Recommended Practice (SORP 2005);
- and with* Accounting Standards;
- or Financial Reporting Standards for Smaller Enterprises (FRSSE);
- and with the Charities Act 1993.

[** except for the following].

* -Tick as appropriate:

- if all relevant disclosures shown in the pack have been given then please tick "Accounting Standards";
- if disclosures completed in these accounts have been restricted to those required by the FRSSE, then please tick "Financial Reporting Standards for Smaller Enterprises (FRSSE)".

** - If no departures from the chosen standards have been made then delete these words; otherwise give details of any changes in the boxes.

1.2 Change in basis of accounting

There has been no change to the accounting policies (valuation rules and methods of accounting) since last year

§ if no changes have been made to accounting policies then delete these words.

1.3 Changes to previous accounts

No changes have been made to accounts for previous years

§§ if no changes have been made to accounts for previous periods then delete these words.

Note 2 Accounting policies

This standard list of accounting policies has been applied by the charity except for those deleted. Where a different or additional policy has been adopted then this is detailed in the box below.

INCOMING RESOURCES

Recognition of incoming resources	These are included in the Statement of Financial Activities (SoFA) when: <ul style="list-style-type: none"> the charity becomes entitled to the resources; the trustees are virtually certain they will receive the resources; and the monetary value can be measured with sufficient reliability.
Incoming resources with related expenditure	Where incoming resources have related expenditure (as with fundraising or contract income) the incoming resources and related expenditure are reported gross in the SoFA.
Grants and donations	Grants and donations are only included in the SoFA when the charity has unconditional entitlement to the resources.
Tax reclaims on donations and gifts	Incoming resources from tax reclaims are included in the SoFA at the same time as the gift to which they relate.
Contractual income and performance related grants	This is only included in the SoFA once the related goods or services have been delivered.
Gifts in kind	Gifts in kind are accounted for at a reasonable estimate of their value to the charity or the amount actually realised. Gifts in kind for sale or distribution are included in the accounts as gifts only when sold or distributed by the charity. Gifts in kind for use by the charity are included in the SoFA as incoming resources when receivable.
Donated services and facilities	These are only included in incoming resources (with an equivalent amount in resources expended) where the benefit to the charity is reasonably quantifiable, measurable and material. The value placed on these resources is the estimated value to the charity of the service or facility received.
Volunteer help	The value of any voluntary help received is not included in the accounts but is described in the trustees' annual report.
Investment income	This is included in the accounts when receivable.
Investment gains and losses	This includes any gain or loss on the sale of investments and any gain or loss resulting from revaluing investments to market value at the end of the year.

EXPENDITURE AND LIABILITIES

Liability recognition	Liabilities are recognised as soon as there is a legal or constructive obligation committing the charity to pay out resources.
Governance costs	Include costs of the preparation and examination of statutory accounts, the costs of trustee meetings and cost of any legal advice to trustees on governance or constitutional matters.
Grants with performance conditions	Where the charity gives a grant with conditions for its payment being a specific level of service or output to be provided, such grants are only recognised in the SoFA once the recipient of the grant has provided the specified service or output.
Grants payable without performance conditions	These are only recognised in the accounts when a commitment has been made and there are no conditions to be met relating to the grant which remain in the control of the charity.
Support Costs	Support costs include central functions and have been allocated to activity cost categories on a basis consistent with the use of resources, eg allocating property costs by floor areas, or per capita, staff costs by the time spent and other costs by their usage.

ASSETS

Tangible fixed assets for use by charity	These are capitalised if they can be used for more than one year, and cost at least £500. They are valued at cost or a reasonable value on receipt.
Investments	Investments quoted on a recognised stock exchange are valued at market value at the year end. Other investment assets are included at trustees' best estimate of market value.
Stocks and work in progress	These are valued at the lower of cost or market value.

**POLICIES ADOPTED
ADDITIONAL TO OR
DIFFERENT FROM THOSE
ABOVE**

--

Note 3 Analysis of incoming resources

Incoming resources may be further analysed if this would help the reader of the accounts.

	Analysis	This year £	Last year £
Voluntary income	Donations	1,486	6,506
	Sponsorship	20,000	-
	Grants	750	-
		-	-
		-	-
	Total	22,236	6,506
Activities for generating funds	Fund Raising	289	2,187
	Bar Sales	14,659	12,399
	Bandroom Concert Series Income	2,021	-
	Bandroom Hire	860	-
		-	-
	Total	17,829	14,586
Investment income	Bank Interest	733	96
		-	-
		-	-
		-	-
		-	-
	Total	733	96
Incoming resources from charitable activities	Concerts and Walking days	11,633	10,312
	Competitions	450	750
		-	-
		-	-
		-	-
	Total	12,083	11,062

Section C**Notes to the accounts****(cont)****Note 4****Analysis of resources expended**

Resources expended may be further analysed if this would help the reader of the accounts.

	Analysis	This year £	Last year £
Costs of generating voluntary income		-	-
		-	-
		-	-
		-	-
	Total	-	-
Fundraising trading costs	Bar Purchases	9,939	9,000
	Borrowed Players Expenses	315	1,314
	Bandroom Concert Series Costs	780	-
		-	-
	Total	11,034	10,314
Investment management costs		-	-
		-	-
	Total	-	-
Charitable activities	Contest costs	6,202	16,894
	Van costs	350	290
	Premises and Insurance	11,025	19,336
	Depreciation	9,571	9,661
	Conductors	16,935	14,850
	Instruments, Music, Uniforms, Other	8,936	6,451
Total	53,019	67,482	
Governance costs		-	-
		-	-
	Total	-	-

Note 5 Support Costs

Please complete this note if the charity has analysed its expenses using activity categories and has support costs.

Support cost type	Fundraising activity £	Charitable Activity £	Governance Activity £	Total Cost £
	-	-	-	-
	-	-	-	-
	-	-	-	-
	-	-	-	-
	-	-	-	-
	-	-	-	-
	-	-	-	-
Total	-	-	-	-

Note 6 Details of certain items of expenditure**6.1 Trustee expenses**

Please provide details of the amount of any payment or reimbursement of out-of-pocket expenses made to trustees or to third parties for expenses incurred by trustees. If no expenses were paid, please enter 'None' in the appropriate box(es).

Number of trustees who were paid expenses

Nature of the expenses

Total amount paid

This year	Last year
NONE	NONE
NIL	NIL

6.2 Fees for examination or audit of the accounts

Please provide details of the amount paid for any statutory external scrutiny of accounts and other services provided by your independent examiner or auditor. If nothing was paid please enter NONE in the appropriate box(es).

Independent examiner's or auditors' fees for reporting on the accounts

Other fees (for example: advice, consultancy, accountancy services) paid to the independent examiner or auditor

This year £	Last year £
250	250
NIL	NIL

Section C **Notes to the accounts** **(cont)**

Note 7 **Paid employees**
Please complete this note if the charity has any employees.

7.1 Staff Costs

	This year £	Last year £
Gross wages, salaries and benefits in kind	-	-
Employer's National Insurance costs	-	-
Pension costs	-	-
Total staff costs	NIL	NIL

7.2 Average number of full-time equivalent employees in the year

	This year Number	Last year Number
The parts of the charity in which the employees work		
Fundraising	-	-
Charitable Activities	-	-
Governance	-	-
Other	-	-
Total	NONE	NONE

7.3 Defined contribution pension scheme

Please complete if a defined contribution pension scheme is operated.

Brief details of the scheme

--

	This year £	Last year £
The costs of the scheme to the charity for the year	NIL	NIL
The amount of any contributions outstanding at the year end	NIL	NIL
The amount of any contributions prepaid at the year end	NIL	NIL

Note 9 Tangible fixed assets*Please complete this note if the charity has any tangible fixed assets***9.1 Cost or valuation**

	Freehold land & buildings	Fixtures and fittings	Plant, machinery and motor vehicles	Equipment	Payments on account and assets under construction	Total
	£	£	£	£	£	£
Balance brought forward	108,753	101,352	11,351	105,307	-	326,763
Additions		1,094	-	3,280	-	4,374
Revaluations	-	-	-	-	-	-
Disposals	-	-	-	-	-	-
Transfers *	-	-	-	-	-	-
Balance carried forward	108,753	102,447	11,351	108,587	-	331,137

9.2 Accumulated depreciation and impairment provisions

**Basis	SL	SL	SL	SL	SL or RB
** Rate	25	25	5	10	

Balance brought forward	29,390	19,061	11,351	99,055	-	158,857
Depreciation charge for year	4,375	4,098	-	1,142	-	9,615
Impairment provisions	-	-	-	-	-	-
Revaluations	-	-	-	-	-	-
Disposals	-	-	-	-	-	-
Transfers*	-	-	-	-	-	-
Balance carried forward	33,765	23,159	11,351	100,197	-	168,471

9.3 Net book value

Brought forward	79,363	82,292	-	6,252	-	167,906
Carried forward	74,988	79,288	-	8,390	-	162,666

9.4 Revaluation*If any fixed assets have been revalued please give details of the valuer and method of valuation*

--

* The "transfers" row is for movements between fixed asset categories.

** Please indicate the method of depreciation by deleting the method not applicable (SL = straight line; RB = reducing balance). Also please indicate the rate of depreciation: for straight line, what is the anticipated life of the asset (in years); for reducing balance, what is the percentage annual deduction.



Section A

Independent Examiner's Report

**Report to the trustees/
members of**

Pemberton Old Wigan Brass Band

**On accounts for the year
ended**

31st March 2024

**Charity no
(if any)**

1123788

Set out on pages

1 – 10

I report to the trustees on my examination of the accounts of the above charity ("the Trust") for the year ended 31/03/2024.

**Responsibilities and
basis of report**

As the charity's trustees, you are responsible for the preparation of the accounts in accordance with the requirements of the Charities Act 2011 ("the Act").

I report in respect of my examination of the Trust's accounts carried out under section 145 of the 2011 Act and in carrying out my examination, I have followed all the applicable Directions given by the Charity Commission under section 145(5)(b) of the Act.

**Independent
examiner's statement**

I have completed my examination. I confirm that no material matters have come to my attention in connection with the examination which gives me cause to believe that in, any material respect:

- the accounting records were not kept in accordance with section 130 of the Charities Act; or
- the accounts did not accord with the accounting records; or
- the accounts did not comply with the applicable requirements concerning the form and content of accounts set out in the Charities (Accounts and Reports) Regulations 2008 other than any requirement that the accounts give a 'true and fair' view which is not a matter considered as part of an independent examination.

I have no concerns and have come across no other matters in connection with the examination to which attention should be drawn in this report in order to enable a proper understanding of the accounts to be reached.

Signed:

Date:

28th January 2024

Name:

Rhiannon Grant

**Relevant professional
qualification(s) or body
(if any):**

MAAT

Address:

34 Kellet Avenue


Clayton-le-Woods

PR25 5TE

Section B**Disclosure**

Only complete if the examiner needs to highlight material matters of concern (see CC32, Independent examination of charity accounts: directions and guidance for examiners).

Give here brief details of any items that the examiner wishes to disclose.



PEMBERTON OLD WIGAN BRASS BAND

England & Wales - Charity number 1123788

Accounts

Pemberton Old Wigan DW Band Annual Financial Report 2022-23

Total income, including bar income, for this year is £32.2k v last year of £97.7k, a decrease of £65.5k.

Last years figures were inflated due to a large £60k sponsorship, a number of Covid grants, plus a substantial backdated gift aid claim of £15.7k. It is also worth noting that this year is the first full year of activities since 2019-2020.

The bar made a profit of £3.4k however this figure may include some special events or concerts held at the bandroom. Fundraising events such as the Blowathon and Fancy Dress party raised over £2k, and the organisation received donations of £4.7k and grants totalling £1.8k. Walks and concerts generated income of £10.3k this year v £2.6k last year. The B Band also brought in £750 prize money for the Nationals in 2022.

Total expenditure for this year is £49.8k v last year of £36.1k, an increase of £13.7k.

Costs of activities this year are, for obvious reasons, much higher than in the previous few years. Contest costs of £16.9k includes £6.2k for the A Band's Scottish Open trip and £6.6k for the B Band to represent the North West at the National Finals.

Overheads increased by £5.2k from last year to £17.8k, mostly due to an increase in repairs costs for the bandroom. There was also a £9k spend on new stage lights however this has been capitalised in the balance sheet to be depreciated over a number of years.

Band charges increased by £8.3k to £20.8k this year. Conductor costs increased by £5.6k due to a full year of activities being undertaken, and there was an increased spend on instrument repairs and uniforms. New instrument spend of £4.8k was also capitalised.

Overall in the year, the organisation has expenditure of £45.5k greater than the income brought in. However when taken into consideration that last years surplus was £54.5k, this gives a net surplus of £9k over the two years combined.



Section A

Independent Examiner's Report

Report to the trustees/
members of

Pemberton Old Wigan Brass Band

On accounts for the year
ended

31st March 2023

Charity no
(if any)

1123788

Set out on pages

1 – 10

I report to the trustees on my examination of the accounts of the above charity ("the Trust") for the year ended 31/03/2023.

Responsibilities and
basis of report

As the charity's trustees, you are responsible for the preparation of the accounts in accordance with the requirements of the Charities Act 2011 ("the Act").

I report in respect of my examination of the Trust's accounts carried out under section 145 of the 2011 Act and in carrying out my examination, I have followed all the applicable Directions given by the Charity Commission under section 145(5)(b) of the Act.

Independent
examiner's statement

I have completed my examination. I confirm that no material matters have come to my attention in connection with the examination which gives me cause to believe that in, any material respect:

- the accounting records were not kept in accordance with section 130 of the Charities Act; or
- the accounts did not accord with the accounting records; or
- the accounts did not comply with the applicable requirements concerning the form and content of accounts set out in the Charities (Accounts and Reports) Regulations 2008 other than any requirement that the accounts give a 'true and fair' view which is not a matter considered as part of an independent examination.

I have no concerns and have come across no other matters in connection with the examination to which attention should be drawn in this report in order to enable a proper understanding of the accounts to be reached.

Signed:

Date:

13th January 2024

Name:

Rhiannon Grant

Relevant professional
qualification(s) or body
(if any):

MAAT

Address:

34 Kellet Avenue

Clayton-le-Woods

PR25 5TE

Section B**Disclosure**

Only complete if the examiner needs to highlight material matters of concern (see CC32, Independent examination of charity accounts: directions and guidance for examiners).

Give here brief details of any items that the examiner wishes to disclose.

PEMBERTON OLD WIGAN BRASS BAND

England & Wales - Charity number 1123788

Accounts

Pemberton Old Wigan DW Band Annual Financial Report 2021-22

Total income for this year is £97.7k v last year of £21.1, an increase of £76.6k.

The two years accounts are not really comparable as in the previous year the organisation was unable to operate due to Covid 19, and all income was due to grants.

This year, the bands were able to finally resume activities, with £2.6k of income from concerts and £2.4k from holding concerts in the bandroom. Sponsorship of £60k was received, grants of £10.6k and gift aid claimed of £15.7k.

Total expenditure for this year is £36.1k v last year of £21.9k, an increase of £14.2k.

Building repairs increased by £3.6k, and due to recommencing activities there was an increase of £8.3k on conductors, and a spend of £1.5k on instrument repairs.

The total income less expenditure for the year is £54.5k v last year of -£1.9k, an increase of £56.4k.



Pemberton Old Wigan Brass Band			Charity No (if any)	1123788	CC17a
Annual accounts for the period					
Period start date	01-Apr-21	To	Period end date	31-Mar-22	


Section A Statement of financial activities

Recommended categories by activity	Details of own analysis	Note	Restricted			Total this year £	Total last year £
			Unrestricted funds £	income funds £	Endowment funds £		
			F01	F02	F03	F04	F05
Incoming resources (Note 3)							
Incoming resources from generated funds							
Voluntary income		S01	86,675	-	-	86,675	20,997
Activities for generating funds		S02	8,216	-	-	8,216	95
Investment income		S03	2	-	-	2	12
Incoming resources from charitable activities							
Other incoming resources		S04	2,770	-	-	2,770	-
		S05	-	-	-	-	-
Total incoming resources			97,663	-	-	97,663	21,104
Resources expended (Notes 4-8)							
Costs of Generating Funds							
Costs of generating voluntary income		S07	-	-	-	-	-
Fundraising trading costs		S08	4,632	-	-	4,632	693
Investment management costs		S09	-	-	-	-	-
Charitable activities							
Governance costs		S10	38,542	-	-	38,542	22,273
Other resources expended							
		S11	-	-	-	-	-
		S12	-	-	-	-	-
Total resources expended			43,174	-	-	43,174	22,966
Net incoming/(outgoing) resources before transfers			54,489	-	-	54,489	- 1,862
Gross transfers between funds			-	-	-	-	-
Net incoming/(outgoing) resources before other recognised gains/(losses)			54,489	-	-	54,489	- 1,862
Other recognised gains/(losses)							
Gains and losses on revaluation of fixed assets for the charity's own use		S17	-	-	-	-	-
Gains and losses on investment assets		S18	-	-	-	-	-
Net movement in funds			54,489	-	-	54,489	- 1,862
Total funds brought forward			243,676	-	-	243,676	245,539
Total funds carried forward			298,165	-	-	298,165	243,676

Section B Balance sheet

	Note	Restricted			Total this year £	Total last year £
		Unrestricted funds £	income funds £	Endowment funds £		
		F01	F02	F03	F04	F05
Fixed assets						
Tangible assets (Note 9)	B01	163,727	-	-	163,727	172,546
	B02	-	-	-	-	-
Investments (Note 10)	B03	-	-	-	-	-
Total fixed assets	B04	163,727	-	-	163,727	172,546
Current assets						
Stock and work in progress	B05	2,365	-	-	2,365	2,365
Debtors (Note 11)	B06	-	-	-	-	-
(Short term) investments	B07	-	-	-	-	-
Cash at bank and in hand	B08	132,073	-	-	132,073	68,764
Total current assets	B09	134,438	-	-	134,438	71,130
Creditors: amounts falling due within one year (Note 12)	B10	-	-	-	-	-
Net current assets/(liabilities)	B11	134,438	-	-	134,438	71,130
Total assets less current liabilities	B12	298,165	-	-	298,165	243,676
Creditors: amounts falling due after one year (Note 12)	B13	-	-	-	-	-
Provisions for liabilities and charges	B14	-	-	-	-	-
Net assets	B15	298,165	-	-	298,165	243,676
Funds of the Charity						
Unrestricted funds	B16	298,165			298,165	243,676
	B17	-			-	-
Restricted income funds (Note 13)	B18		-		-	-
Endowment funds (Note 13)	B19			-	-	-
Total funds	B20	298,165	-	-	298,165	243,676

Signed by one or two trustees on behalf of all the trustees

Signature	Print Name	Date of approval
	George Fairhurst	08/01/2023

Note 1 Basis of preparation

This section should be completed by all charities .

1.1 Basis of accounting

These accounts have been prepared on the basis of historic cost (except that investments are shown at market value) in accordance with:

- Accounting and Reporting by Charities – Statement of Recommended Practice (SORP 2005);
- and with* Accounting Standards;
- or
- and with the Charities Act 1993.

Financial Reporting Standards for Smaller Enterprises (FRSSE);

[** except for the following].

* -Tick as appropriate:

- if all relevant disclosures shown in the pack have been given then please tick "Accounting Standards";
- if disclosures completed in these accounts have been restricted to those required by the FRSSE, then please tick "Financial Reporting Standards for Smaller Enterprises (FRSSE)".

** - If no departures from the chosen standards have been made then delete these words; otherwise give details of any changes in the boxes.

1.2 Change in basis of accounting

There has been no change to the accounting policies (valuation rules and methods of accounting) since last year

§ if no changes have been made to accounting policies then delete these words.

1.3 Changes to previous accounts

No changes have been made to accounts for previous years

§§ if no changes have been made to accounts for previous periods then delete these words.

Note 2 Accounting policies

This standard list of accounting policies has been applied by the charity except for those deleted. Where a different or additional policy has been adopted then this is detailed in the box below.

INCOMING RESOURCES

Recognition of incoming resources	These are included in the Statement of Financial Activities (SoFA) when: <ul style="list-style-type: none"> • the charity becomes entitled to the resources; • the trustees are virtually certain they will receive the resources; and • the monetary value can be measured with sufficient reliability.
Incoming resources with related expenditure	Where incoming resources have related expenditure (as with fundraising or contract income) the incoming resources and related expenditure are reported gross in the SoFA.
Grants and donations	Grants and donations are only included in the SoFA when the charity has unconditional entitlement to the resources.
Tax reclaims on donations and gifts	Incoming resources from tax reclaims are included in the SoFA at the same time as the gift to which they relate.
Contractual income and performance related grants	This is only included in the SoFA once the related goods or services have been delivered.
Gifts in kind	Gifts in kind are accounted for at a reasonable estimate of their value to the charity or the amount actually realised. Gifts in kind for sale or distribution are included in the accounts as gifts only when sold or distributed by the charity. Gifts in kind for use by the charity are included in the SoFA as incoming resources when receivable.
Donated services and facilities	These are only included in incoming resources (with an equivalent amount in resources expended) where the benefit to the charity is reasonably quantifiable, measurable and material. The value placed on these resources is the estimated value to the charity of the service or facility received.
Volunteer help	The value of any voluntary help received is not included in the accounts but is described in the trustees' annual report.
Investment income	This is included in the accounts when receivable.
Investment gains and losses	This includes any gain or loss on the sale of investments and any gain or loss resulting from revaluing investments to market value at the end of the year.

EXPENDITURE AND LIABILITIES

Liability recognition	Liabilities are recognised as soon as there is a legal or constructive obligation committing the charity to pay out resources.
Governance costs	Include costs of the preparation and examination of statutory accounts, the costs of trustee meetings and cost of any legal advice to trustees on governance or constitutional matters.
Grants with performance conditions	Where the charity gives a grant with conditions for its payment being a specific level of service or output to be provided, such grants are only recognised in the SoFA once the recipient of the grant has provided the specified service or output.
Grants payable without performance conditions	These are only recognised in the accounts when a commitment has been made and there are no conditions to be met relating to the grant which remain in the control of the charity.
Support Costs	Support costs include central functions and have been allocated to activity cost categories on a basis consistent with the use of resources, eg allocating property costs by floor areas, or per capita, staff costs by the time spent and other costs by their usage.

ASSETS

Tangible fixed assets for use by charity	These are capitalised if they can be used for more than one year, and cost at least £500. They are valued at cost or a reasonable value on receipt.
Investments	Investments quoted on a recognised stock exchange are valued at market value at the year end. Other investment assets are included at trustees' best estimate of market value.
Stocks and work in progress	These are valued at the lower of cost or market value.

**POLICIES ADOPTED
ADDITIONAL TO OR
DIFFERENT FROM THOSE
ABOVE**

--	--

Note 3 Analysis of incoming resources

Incoming resources may be further analysed if this would help the reader of the accounts.

	Analysis	This year £	Last year £
Voluntary income	Membership	-	210
	Donations and Sponsorship	86,675	20,787
		-	-
		-	-
	Total	86,675	20,997
Activities for generating funds	Fund Raising	-	-
	Self-Promoted Concerts	-	-
	Bar Sales	5,851	95
	Bandroom Concert Series Income	2,365	-
	Total	8,216	95
Investment income	Bank Interest	2	12
		-	-
		-	-
		-	-
	Total	2	12
Incoming resources from charitable activities	Concerts and Walking days	2,570	-
	Competitions	200	-
		-	-
		-	-
	Total	2,770	-

Section C

Notes to the accounts

(cont)

Note 4

Analysis of resources expended

Resources expended may be further analysed if this would help the reader of the accounts.

	Analysis	This year £	Last year £
Costs of generating voluntary income		-	-
		-	-
		-	-
		-	-
	Total	-	-
Fundraising trading costs	Bar Purchases	4,632	613
	Borrowed Players Expenses	-	80
	Bandroom Concert Series Costs	-	-
		-	-
	Total	4,632	693
Investment management costs		-	-
		-	-
	Total	-	-
Charitable activities	Contest costs	2,010	-
	Van costs	275	265
	Premises and Insurance	14,671	10,700
	Depreciation	8,819	8,853
	Conductors	9,284	1,008
	Instruments, Music, Uniforms, Other	3,392	1,447
Total	38,452	22,273	
Governance costs		-	-
		-	-
	Total	-	-

Note 5 Support Costs

Please complete this note if the charity has analysed its expenses using activity categories and has support costs.

Support cost type	Fundraising activity £	Charitable Activity £	Governance Activity £	Total Cost £
	-	-	-	-
	-	-	-	-
	-	-	-	-
	-	-	-	-
	-	-	-	-
	-	-	-	-
	-	-	-	-
Total	-	-	-	-

Note 6 Details of certain items of expenditure**6.1 Trustee expenses**

Please provide details of the amount of any payment or reimbursement of out-of-pocket expenses made to trustees or to third parties for expenses incurred by trustees. If no expenses were paid, please enter 'None' in the appropriate box(es).

Number of trustees who were paid expenses

Nature of the expenses

Total amount paid

This year	Last year
NONE	NONE
NIL	NIL

6.2 Fees for examination or audit of the accounts

Please provide details of the amount paid for any statutory external scrutiny of accounts and other services provided by your independent examiner or auditor. If nothing was paid please enter NONE in the appropriate box(es).

Independent examiner's or auditors' fees for reporting on the accounts

Other fees (for example: advice, consultancy, accountancy services) paid to the independent examiner or auditor

This year £	Last year £
NIL	NIL
NIL	NIL

Section C

Notes to the accounts

(cont)

Note 7

Paid employees

Please complete this note if the charity has any employees.

7.1 Staff Costs

	This year £	Last year £
Gross wages, salaries and benefits in kind	-	-
Employer's National Insurance costs	-	-
Pension costs	-	-
Total staff costs	NIL	NIL

7.2 Average number of full-time equivalent employees in the year

	This year Number	Last year Number
The parts of the charity in which the employees work		
Fundraising	-	-
Charitable Activities	-	-
Governance	-	-
Other	-	-
Total	NONE	NONE

7.3 Defined contribution pension scheme

Please complete if a defined contribution pension scheme is operated.

Brief details of the scheme

--

	This year £	Last year £
The costs of the scheme to the charity for the year	NIL	NIL
The amount of any contributions outstanding at the year end	NIL	NIL
The amount of any contributions prepaid at the year end	NIL	NIL

Note 9 Tangible fixed assets*Please complete this note if the charity has any tangible fixed assets***9.1 Cost or valuation**

	Freehold land & buildings	Fixtures and fittings	Plant, machinery and motor vehicles	Equipment	Payments on account and assets under construction	Total
	£	£	£	£	£	£
Balance brought forward	108,753	92,312	11,351	100,507	-	312,922
Additions		-	-	-	-	-
Revaluations	-	-	-	-	-	-
Disposals	-	-	-	-	-	-
Transfers *	-	-	-	-	-	-
Balance carried forward	108,753	92,312	11,351	100,507	-	312,922

9.2 Accumulated depreciation and impairment provisions

**Basis	SL	SL	SL	SL	SL or RB
** Rate	25	25	5	10	

Balance brought forward	20,641	11,314	11,351	97,070	-	140,376
Depreciation charge for year	4,375	3,692	-	752	-	8,819
Impairment provisions	-	-	-	-	-	-
Revaluations	-	-	-	-	-	-
Disposals	-	-	-	-	-	-
Transfers*	-	-	-	-	-	-
Balance carried forward	25,015	15,007	11,351	97,823	-	149,195

9.3 Net book value

Brought forward	88,112	80,998	-	3,436	-	172,546
Carried forward	83,737	77,305	-	2,684	-	163,727

9.4 Revaluation*If any fixed assets have been revalued please give details of the valuer and method of valuation*

--

* The "transfers" row is for movements between fixed asset categories.

** Please indicate the method of depreciation by deleting the method not applicable (SL = straight line; RB = reducing balance). Also please indicate the rate of depreciation: for straight line, what is the anticipated life of the asset (in years); for reducing balance, what is the percentage annual deduction.



Section A

Independent Examiner's Report

**Report to the trustees/
members of**

Pemberton Old Wigan Brass Band

**On accounts for the year
ended**

31st March 2022

**Charity no
(if any)**

1123788

Set out on pages

1 – 10

I report to the trustees on my examination of the accounts of the above charity ("the Trust") for the year ended 31/03/2020.

**Responsibilities and
basis of report**

As the charity's trustees, you are responsible for the preparation of the accounts in accordance with the requirements of the Charities Act 2011 ("the Act").

I report in respect of my examination of the Trust's accounts carried out under section 145 of the 2011 Act and in carrying out my examination, I have followed all the applicable Directions given by the Charity Commission under section 145(5)(b) of the Act.

**Independent
examiner's statement**

I have completed my examination. I confirm that no material matters have come to my attention in connection with the examination which gives me cause to believe that in, any material respect:

- the accounting records were not kept in accordance with section 130 of the Charities Act; or
- the accounts did not accord with the accounting records; or
- the accounts did not comply with the applicable requirements concerning the form and content of accounts set out in the Charities (Accounts and Reports) Regulations 2008 other than any requirement that the accounts give a 'true and fair' view which is not a matter considered as part of an independent examination.

I have no concerns and have come across no other matters in connection with the examination to which attention should be drawn in this report in order to enable a proper understanding of the accounts to be reached.

Signed:

Date:

9th January 2023

Name:

Rhiannon Grant

**Relevant professional
qualification(s) or body
(if any):**

MAAT

Address:

34 Kellet Avenue

Clayton-le-Woods

PR25 5TE

Section B**Disclosure**

Only complete if the examiner needs to highlight material matters of concern (see CC32, Independent examination of charity accounts: directions and guidance for examiners).

Give here brief details of any items that the examiner wishes to disclose.