

EMBERCOMBE

England & Wales · Charity number 1116793

Details

Status	Registered
Legal form	Charitable company
Company number	05943952
Registered	2006-11-14
Register	View on the Charity Commission register

Contact

Address	Embercombe Higher Ashton Exeter Devon EX6 7QT
Phone	01647252983
Email	info@embercombe.org
Website	www.embercombe.org

Activities

Objects: THE OBJECTS OF THE COMPANY ARE TO PROMOTE ALL PURPOSES WHICH ARE CHARITABLE UNDER THE LAWS OF ENGLAND AND WALES FROM TIME TO TIME ("THE OBJECTS").

Activities: Embercombe's aim is to inspire people to deepen as human beings and take courageous action to change our world. We run Leadership Programmes for individuals, families, young people, business leaders, schools and educators. We also run public events, short courses and outreach programmes and promote a sustainable lifestyle wherever possible.

Classification

- **How:** Provides Buildings/facilities/open Space, Provides Services, Other Charitable Activities
- **What:** General Charitable Purposes, Education/training, The Advancement Of Health Or Saving Of Lives, Arts/culture/heritage/science, Environment/conservation/heritage
- **Who:** Children/young People, People With Disabilities, People Of A Particular Ethnic Or Racial Origin, Other Charities Or Voluntary Bodies, The General Public/mankind

Geography

- Throughout England And Wales

Finances

Period end	Income	Expenditure	Assets	Employees
2024-12-31	£541,541	£591,567	£1,947,511	3
2023-12-31	£517,650	£478,320	£1,997,537	5
2022-12-31	£322,486	£332,367	-	-
2022-03-31	£245,688	£459,852	-	-
2021-03-31	£447,092	£395,439	-	-

Trustees

Name	Role	Appointed
Justin Charles Maclennan Adams OBE	Chair	2024-04-25
Ian James Wilkinson		2024-06-07
Jacob Kestner		2025-04-29
Sonja Petronella Maria Van Uden		2025-04-29
Victoria Jane Colton Jackson		2026-03-06

EMBERCOMBE

England & Wales - Charity number 1116793

Accounts

Embercombe - a company limited by guarantee

Annual Report

Year ended 31 December 2024

Company Registration Number 05943952

Charity Registration Number 1116793

Contents	Page
Trustees Annual Report	3-5
Statement of Trustees Responsibilities	6
Independent Examiners Report	7-8
Statement of Financial Activities	9
Balance Sheet	10
Statement of Cash Flows	11
Notes to the Financial Statements and Accounting Policies	12-18

Trustees Annual Report

The Trustees, who are also directors for the purposes of company law, submit their report and the unaudited financial statements of the Trust for the period ended 31 December 2024. The accounts have been prepared in accordance with the accounting policies set out in note 1 to the accounts, and comply with the Company's Memorandum and Articles of Association, the Charities Act 2011, the Companies Act 2006 and Accounting and Reporting by Charities: Statement of Recommended Practice applicable to charities preparing their accounts in accordance with the Financial Reporting Standard applicable in the UK and Republic of Ireland (FRS 102), which was published on 16 July 2014. This report includes the Directors Report as required by Company Law.

Reference and Administrative Details

Registered Charity Number: 1116793
Registered Company Number: 5943952 (England and Wales)
Registered Office: Embercombe, Higher Ashton, Exeter, Devon EX6 7QT

Trustees

Justin Adams, Chair	Appointed April 2024
Ian Wilkinson, Treasurer	Appointed June 2024
Emma Butterworth	Appointed December 2023

Bankers

Triodos Bank - Bristol BS1 5AS
The Co-operative Bank - Skelmersdale WN8 6WT

Structure and Governance

Embercombe is a charitable company limited by guarantee, having no share capital, incorporated under the Companies Act and governed in accordance with the Memorandum and Articles of Association dated 22 September 2006, and amended October 2015.

The objects of the company are to promote all purposes which are charitable under the laws of England and Wales.

Chairs Report

It is with deep gratitude that I offer my report as Chair of Trustees for Embercombe. Although I formally stepped into the role in April 2024, my relationship with this place — and the vision it holds — goes back much further. This is my first report written from within the role with direct oversight of what has been unfolding on the ground, whilst I submitted a report for the calendar year 2023 as the new Chair, this is the first time I do so with the privilege and responsibility of actively holding the position. I write with humility and commitment, deeply aware of both the challenges we have faced and the enduring significance of Embercombe's mission.

This has been a year of transition. A year of stripping back to what matters most. Amidst ongoing financial strain, high fixed costs, and unpredictable revenue patterns, we made the difficult but necessary decision to reduce our staff team once again. These choices are never easy. They affect people we care about deeply. And yet they were taken with care and honesty, in service of Embercombe's long-term survival and renewal.

The deeper work this year has been about securing foundations. About remembering that the land is not just a backdrop but our teacher. About strengthening our culture even as we navigated the discomfort of change. We are trying — as a Board and wider community — to break the cycle of transition that has too often seen well-intentioned trustees come and go, inspired by the potential but unable to make it real. This year, we have sought to come back to the core — to listen more deeply, and to ask again: what is Embercombe's highest contribution in this time of profound planetary change?

Throughout this period, we've been reminded again, and again that Embercombe's work has never been more essential. In a fractured world, where so many have lost connection to place, to one another, and to the possibility of a brighter future, Embercombe remains a sanctuary — a place that roots us in the land, invites transformation, and rekindles courage.

I want to acknowledge the resilience and dedication of our staff team, who have continued to pour heart and soul into running our programmes and caring for this land, often under immense pressure. The Journey, The Hearth, and Twin Trail remain powerful offerings, helping people weave together the inner and outer work of transformation. The Rewilding Training again sold out, and the practical implementation of our Countryside Stewardship grant is now underway — from deer fencing repairs to improved land management — enabling us to care more deeply and responsibly for the place that sustains us.

We've also seen significant change in governance this year. Of the five trustees who were on the board when I accepted the role of Chair, four have since stepped down — a stark reminder of the pressure Embercombe has been under. I'm therefore especially grateful that my friend and long-time supporter of Embercombe, Ian Wilkinson, agreed to join the Board — first as Treasurer, and later in the year as Executive Trustee. Ian has given tirelessly of his time, energy, and strategic insight to help navigate us through this difficult period, and I want to publicly acknowledge his extraordinary contribution as a volunteer leader.

And of course, I want to honour our founder, Mac Macartney. His presence, wisdom, and unwavering commitment to the Children's Fire continue to guide this place with integrity and heart.

As we look ahead to 2025, we do so with renewed clarity and commitment. This year has not been easy — but it has been necessary. And we emerge from it more grounded in purpose, more aware of our responsibilities, and more determined to protect and nurture Embercombe for future generations.

On behalf of the Trustees, thank you to all who continue to walk with us — staff, volunteers, alumni, facilitators, donors, and friends. Embercombe is held by many hands, and its future depends on all of us.

With respect and care,
Justin Adams - Chair of the Board of Trustees

Reserves

The Board, has over the last year, monitored the reserve policy closely, keeping cash flow forecast and expenditure under constant review. Our reserve policy going forward is to explore how to increase and maintain reserves at a sustainable level.

The Charity's reserves position at the year-end was as follows:

Reserve	FY 2024	FY 2023
Unrestricted Funds - Reserves	-28,844	-120,039
Fixed Assets	1,052,788	1,109,596
Restricted Funds	8,574	92,987
Endowment Funds	914,993	914,993
Total	1,947,511	1,997,537
Annual operating expenditure	591,567	478,320
Ratio of reserves to annual operating expenditure	0.30	0.24

Endowment Funds - The endowment represents the gift of the freehold property to the charity, together with expenditure by the previous trust on the property at Embercombe, prior to the company being formed.

Small Company Provisions

This report has been prepared in accordance with the small companies' regime under the Companies Act 2006.

The annual report was Approved by the Trustees of the charity, and signed in its behalf by:

Justin Adams - Chair of the Board of Trustees

Date: 14/07/2025

Trustees Responsibilities

Charity Law in England and Wales requires the Trustees to prepare financial statements for each financial year, which give a true and fair view of the state of affairs of the charitable company's financial activities during the year, and of its financial position at the end of the year. In preparing those financial statements, the Trustees should follow best practice and:

- select suitable accounting policies, and then apply them consistently ;
- observe the methods and principles in the applicable Charities SORP;
- make judgements that are reasonable and prudent;
- state whether the applicable UK Accounting Standards have been followed, subject to any material departures disclosed and explained in the financial statements; and
- prepare the financial statements on the ongoing concern basis, unless it is appropriate to presume that the charity will continue its operations.

The Trustees are responsible for keeping accounting records that are sufficient to show and explain the charitable company's transactions, and to disclose with reasonable accuracy at any time the financial position of the charitable company, and to enable them to ensure that the financial statements comply with the Companies Act 2006. They are also responsible for safeguarding the assets of the charitable company and hence for taking reasonable steps for the prevention and detection of fraud or other irregularities.

Embercombe selects and appoints Trustees in line with current Charities Commission guidelines, seeking to balance the expertise and professional experience of Board Members.

Insofar as the Trustees are aware:

- There is no relevant accounts information of which the charitable company is unaware;
- The Trustees have taken all steps that they ought to have taken, to make themselves aware of any relevant accounts information, and to establish that the independent examiner is aware of that information.

The Trustees are responsible for the maintenance and integrity of the corporate and financial information included on the charitable company's website. Legislation in the United Kingdom governing the preparation and dissemination of financial statements, may differ from legislation in other jurisdictions.

Justin Adams - Chair of the Board of Trustees

Date: 14/07/2025

INDEPENDENT EXAMINER'S REPORT TO THE MEMBERS OF EMBERCOMBE

I report to the charity trustees on my examination of the accounts of the Charitable Company for the year ended 31 December 2024.

Responsibilities and basis of report

As the charity's trustees of the Charitable Company (and also its directors for the purposes of company law) you are responsible for the preparation of the accounts in accordance with the requirements of the Companies Act 2006 ('the 2006 Act').

Having satisfied myself that the accounts of the Charitable Company are not required to be audited under Part 16 of the 2006 Act and are eligible for independent examination, I report in respect of my examination of your charity's accounts as carried out under section 145 of the Charities Act 2011 ('the 2011 Act'). In carrying out my examination I have followed the Directions given by the Charity Commission under section 145(5) (b) of the 2011 Act.

Independent examiner's statement

Since the Charitable Company's gross income exceeded £250,000 your examiner must be a member of a body listed in section 145 of the 2011 Act. I confirm that I am qualified to undertake the examination because I am a member of ACCA and ACIE, both of which are listed bodies.

I have completed my examination. I confirm that no matters have come to my attention in connection with the examination giving me cause to believe:

1. accounting records were not kept in respect of the Company as required by section 386 of the 2006 Act; or
2. the accounts do not accord with those records; or
3. the accounts do not comply with the accounting requirements of section 396 of the 2006 Act other than any requirement that the accounts give a 'true and fair view which is not a matter considered as part of an independent examination; or

4. the accounts have not been prepared in accordance with the methods and principles of the Statement of Recommended Practice for accounting and reporting by charities [applicable to charities preparing their accounts in accordance with the Financial Reporting Standard applicable in the UK and Republic of Ireland (FRS 102)].

I have no concerns and have come across no other matters in connection with the examination to which attention should be drawn in this report in order to enable a proper understanding of the accounts to be reached.

A handwritten signature in blue ink, appearing to read 'J Foxwell', written in a cursive style.

Jason Foxwell FCCA FCIE
12 Hillbourne Road, Poole BH17 7JB
independent-examiner.net

Date: 28 October 2025

Statement of Financial Activities

	Unrestricted funds	Restricted income funds	Endowment funds	Total funds	Prior year funds
	F01	F02	F03	F04	F05
Income (Note 2)					
Income and endowments from:					
Donations and legacies	146,150	8,475	0	154,625	151,393
Charitable activities	385,998	0	0	385,998	365,384
Investments	918	0	0	918	873
Total	533,066	8,475	0	541,541	517,650
Expenditure (Note 4)					
Expenditure on:					
Charitable activities	493,727	92,888	0	586,615	473,408
Other	4,952	0	0	4,952	4,912
Total	498,679	92,888	0	591,567	478,320
Net income/expenditure before tax for the reporting period	34,387	-84,413	0	-50,026	39,330
Tax payable					0
Net income/expenditure after tax before investment gains/losses	34,387	-84,413	0	-50,026	39,330
Net gains/losses on investments					0
Net income/expenditure	34,387	-84,413	0	-50,026	39,330
Net movement in funds	34,387	-84,413	0	-50,026	39,330
Total funds brought forward	989,557	92,987	914,993	1,997,537	1,958,209
Total funds carried forward	1,023,944	8,574	914,993	1,947,511	1,997,537

Balance Sheet as at 31/12/24

	Unrestricted funds	Restricted income funds	Endowment funds	Total funds	Prior year funds
Fixed Assets	F01	F02	F03	F04	F05
Tangible Assets (Note 8)	1,052,788	0	914,993	1,967,781	2,024,589
Total Fixed Assets	1,052,788	0	914,993	1,967,781	2,024,589

Current Assets

Stocks	692	0	0	692	650
Debtors (Note 10)	18,710	0	0	18,710	38,246
Cash at bank and in Hand	77,589	0	0	77,589	58,603
Total current assets	96,991	0	0	96,991	97,499

Creditors: amount falling due within one year (Note 11)	100,567	0	0	100,567	104,454
---	---------	---	---	---------	---------

Net current assets/liabilities	-3,576	0	0	-3,576	-6,955
--------------------------------	--------	---	---	--------	--------

Total assets less current liabilities	1,049,212	0	914,993	1,964,205	2,017,634
---------------------------------------	-----------	---	---------	-----------	-----------

Creditors: amounts falling due after one year	16,694	0	0	16,694	20,097
---	--------	---	---	--------	--------

Total net assets or liabilities	1,032,518	0	914,993	1,947,511	1,997,537
--	------------------	----------	----------------	------------------	------------------

Funds of the Charity

Endowment Funds			914,993	914,993	914,993
Restricted income funds		8,574		8,574	92,987
Unrestricted funds	1,023,944			1,023,944	989,559
Total funds	1,023,944	8,574	914,993	1,947,511	1,997,539

For the year ended 31 December 2024, the company was entitled to exemption from audit under section 477 of the Companies Act 2006 relating to small companies.

The members have not required the company to obtain an audit in accordance with section 476 of the Companies Act 2006.

The directors acknowledge their responsibility for complying with the requirements of the Companies Act with respect to accounting records and the preparation of accounts.

These accounts have been prepared in accordance with the provisions applicable to small companies subject to the small companies regime.

The financial statements on pages 7 to 13 were approved by the Trustees and authorised for issue on 14/07/25, and signed on their behalf by Ian Wilkinson - Treasurer.

Signed:



Print name:

I J WILKINSON

Statement of Cash Flows

	Year ended 31/12/2024	Year ended 31/12/2023
Net cash provided by/(used in) operating activities (Note 13)	25,582	-6,141
Cash flows from Investing Activities		
Purchase of tangible fixed assets	-8913	-3480
Disposal of tangible fixed assets	2317	0
Sub total	-6596	-3480
Change in cash equivalents in the year	18,986	-9,621
Cash and cash equivalents at the beginning of the year	58,603	68,224
Cash and cash equivalents at the end of the year	77,589	58,603

Notes to the accounts

Note 1: Accounting policies

1.1 Basis of preparation

The financial statements have been prepared under the historical cost convention with items being recognised at cost or transaction value unless otherwise stated in the notes to these accounts. The financial statements have been prepared in accordance with Accounting and Reporting by Charities: Statement of Recommended Practice applicable to Charities preparing their accounts in accordance with the Financial Reporting Standard applicable in the UK and Republic of Ireland (FRS 102) (Charities SORP FRS 102 effective 1 January 2019), with FRS 102 and with the requirements of the Companies Act 2006 and the Charities Act 2011.

The Charity constitutes a policy benefit entity as defined by FRS 102.

Critical accounting estimates and areas of judgement The items in the financial statements where the Trustees have had to make significant judgements and estimates include:

- The estimates of the useful economic lives of the tangible fixed assets used to determine the depreciation charge

- The basis on which support costs have been allocated across the various expenditure headings
- The accounting for the Linhay property which was valued at lower cost and not realisable value and supported by a professional validation

1.2 Going concern

The reduction in deficit due to improved governance and control, and the resulting ability for the Charity to focus on growing and expanding our activities within a stable environment, leads the Trustees to conclude that a going concern assumption continues to be appropriate for the preparation of the financial statements.

1.3 Change of accounting policy

The accounts present a true and fair view and no changes have been made to the accounting policies adopted in note 1.1

1.4 Income

All income is included in the Statement of Financial Activities when the Charity is legally entitled to the income, the amount can be quantified with reasonable accuracy, and it is probable that the income will be recovered.

1.5 Expenditure

Expenditure is accounted for on an accruals basis and has been classified under headings that integrate all costs related to the category. Expenditure comprises direct costs and support costs. Where costs cannot be directly attributed to particular headings, they have been allocated to activities on a basis consistent with the use of resources.

1.6 Support costs

Support costs represent indirect charitable expenditure and include governance costs. Support costs include salaries for staff, facilities and premises costs, insurance and bank charges, IT, communications, and other general support services. Support costs are allocated to other headings on a reasonable basis.

1.7 Tangible fixed assets

Assets are capitalised if they can be used for more than one year, and are recorded at cost

Depreciation is provided at the following annual rates, in order to write off each asset over its estimated useful life, as follows:

- Land and Buildings - Straight line over 10 to 50 years, on buildings only
- Plant and Machinery - 20% on reducing balance

1.8 Debtors

Debtors are recognised at their settlement value, less any provision for non-recoverability

1.9 Creditors

Creditors are recognised when there is an obligation which is likely to result in the transfer of economic resources, and the amount of such transfer can be estimated reliably. The amount recognised is the amount which the charity anticipates it will pay to settle the obligation.

1.10 Taxation

The charity is exempt from corporation tax on its charitable activities.

1.11 Fund accounting

Unrestricted funds can be used in accordance with the charitable objectives at the discretion of the Trustees.

Restricted funds can only be used for particular restricted purposes within the objects of the Charity. Restrictions arise when specified by the donor, or when funds are raised for particular restricted purposes.

Notes to the accounts

	Unrestricted funds	Restricted income funds	Endowment funds	Total funds	Prior year funds
Note 2: Analysis of income					
Donations and gifts	122,005	8,475	0	130,480	118,961
Gift Aid	0	0	0	0	28,750
Grants provided by government	24,144	0	0	24,144	3,666
Membership subscriptions	0	0	0	0	16
Total Donations and legacies	146,150	8,475	0	154,625	151,393
Programme delivery	245,241	0	0	245,241	237,033
Venue hire	134,365	0	0	134,365	125,898
Other	6,392	0	0	6,392	2,453
Total Charitable activities	385,998	0	0	385,998	365,384
Interest income	918	0	0	918	873
Total Income from investment	918	0	0	918	873
Total income	533,066	8,475	0	541,541	517,650

Note 3: Analysis of government grants

	This year	Last year
Countryside Stewardship	24,144	3,666
Total government grants	24,144	3,666

Note 4: Expenditure

	This year		Last year	
	Unrestricted funds	Restricted income funds	Unrestricted funds	Restricted income funds
Expenditure on charitable activities				
Awards for All - Community Rewilding	0	0	0	7,447
Medicine Garden	0	3,569	0	9,711
Programme Delivery	188,370	3,288	132,026	53,600
Land and Property, inc. depreciation	145,288	954	77,412	12,404
Marketing and PR	6,143	0	3,510	0
Support Costs	153,926	85,077	168,704	8,594
Total expenditure on charitable activities	493,727	92,888	381,652	91,756
Other				
Bank loan interest	568	0	650	0
VAT penalties	0	0	4,262	0
Bad debt expense	2,067	0	0	0
Disposal of fixed assets	2,317	0	0	0
Total other expenditure	4,952	0	4,912	0
Total expenditure	498,679	92,888	386,564	91,756

Note 5: Support Costs

This year Last year

Wages and social security	58,855	98,549
Pensions	783	1,336
Utilities	20,121	18,463
Other costs	66,604	49,706
Other professional	6,000	8,445
Total support costs for charitable activities	152,363	176,499

Note 6: Details of certain types of expenditure

This year Last year

Independent examiners fee	1,563	822
---------------------------	-------	-----

Note 7: Paid employees**7.1 Staff costs**

This year Last year

Salaries and wages	58,740	95,808
Social security costs	115	2,741
Pension costs (NEST)	783	1,336
Total staff costs	59,638	99,885

7.2 Average head count

This year Last year

Other	3	5
-------	---	---

There are no paid staff that are employed specifically for fundraising, charitable activities or governance.

Note 8: Tangible fixed assets	Freehold land & buildings	Other land & buildings	Plant, machinery & motor vehicles	Total
--------------------------------------	--	---------------------------------------	--	--------------

8.1 Cost or valuation

At the beginning of the year	1,064,330	1,242,546	71,647	2,378,523
Additions	0	4,816	4,097	8,913
Revaluations	0	0	0	0
Disposals	0	0	2,317	2,317
At the end of the year	1,064,330	1,247,362	73,427	2,385,119

8.2 Depreciation and impairments	Freehold land & buildings	Other land & buildings	Plant, machinery & motor vehicles	Total
---	--	---------------------------------------	--	--------------

Basis	n/a	SL	RB
Rate	n/a	10yrs/75yrs	20%

At the beginning of the year	0	291,709	62,225	353,934
Disposals	0	0	0	0
Depreciation	0	54,820	8,584	63,404
At the end of the year	0	346,529	70,809	417,338

8.3 Net book value

Net book value at the beginning of the year	1,064,330	950,837	9,422	2,024,589
Net book value at the end of the year	1,064,330	900,833	2,618	1,967,781

Note 9: Stocks

Charitable activities, opening stock	650
Added in period	42
Total stock this year	692
Total stock previous year	650

Note 10: Analysis of debtors

	This year	Last year
Trade debtors	2,615	3,121
Prepayments and accrued income	15,889	6,375
Other debtors	205	28,750
Total debtors	18,710	38,246

Note 11: Creditors and accruals**11.1 Analysis of creditors**

	Amounts falling due within one year		Amounts falling due after more than one year	
	This year	Last year	This year	Last year
	Bank loans and overdrafts	3,971	3,971	16,694
Trade creditors	3,021	15,595	-	-
Accruals and deferred income	59,128	62,434	-	-
Taxation and social security	34,447	22,454	-	-
Total creditors and accruals	100,567	104,454	16,694	20,097

11.2 Deferred income

Deferred income is recorded when deposits are received during the financial year for programmes and events that are taking place in the following year. In 2024 we have received venue hire and programme deposits for 2025.

Movement in deferred income account

	This year	Last year
Balance at the start of the reporting period	52,073	56,516
Amounts added in the current period	283,249	269,493
Amounts released to income from previous periods	-277,933	-273,936
Balance at the end of the reporting period	57,389	52,073

Note 12: Cash at bank and in hand

	This year	Last year
Cash at bank and in hand	77,589	58,603
Total cash at bank	77,589	58,603

Note 13: Reconciliation of net movement in funds, to net cash flows from operating activities

	This year	Last year
Net movement in funds	-50,026	39,329
Decrease/(increase) in stock	-42	-250
Decrease/(increase) in debtors	19,536	-35,047
Decrease/(increase) in creditors	-7,290	-39,967
Depreciation charge	63,404	29,794
Net cash provided by operating activities	25,582	-6,141

Note 14: Charity funds**14.1 Details of material funds held and movements during the current reporting period**

Fund names	Type	Fund balances b/f	Income	Expenditure	Fund balances c/f
General fund	Unrestricted	989,559	533,066	498,679	1,023,944
Catalyst bursary	Restricted	10,221	0	-3288	6,933
Start	Restricted	216	0	0	216
Endowment fund	Endowment	914,993	0	0	914,993
Medicine garden	Restricted	3569	0	-3569	0
Elders area	Restricted	954	0	-954	0
Donations	Restricted	78,027	8475	-85077	1,425
Total funds as per balance sheet		1,997,539	541,541	405,791	1,947,511

14.2 Details of material funds held and movements during the previous reporting period

Fund names	Type	Fund balances b/f	Income	Expenditure	Fund balances c/f
General fund	Unrestricted	990,100	386,023	-386,564	989,559
Catalyst bursary	Restricted	10,221	0	0	10,221
Start	Restricted	216	0	0	216
Endowment fund	Endowment	914,993	0	0	914,993
Awards for All	Restricted	7,447	0	-7,447	0
Medicine garden	Restricted	13,280	0	-9,711	3,569
Elders area	Restricted	13,358	0	-12,404	954
MD funding	Restricted	8,594	0	-8,594	0
Donations	Restricted	0	131,627	-53,600	78,027
Total funds as per balance sheet		1,958,209	517,650	-478,320	1,997,539

EMBERCOMBE

England & Wales - Charity number 1116793

Accounts

Embercombe - a company limited by guarantee

Annual Report

Period Ended 31 December 2023

Company Registration Number 05943952

Charity Registration Number 1116793

TRUSTEES ANNUAL REPORT

The Trustees, who are also directors for the purposes of company law, submit their report and the unaudited financial statements of the Trust for the period ended 31 December 2023. The accounts have been prepared in accordance with the accounting policies set out in note 1 to the accounts, and comply with the Company's Memorandum and Articles of Association, the Charities Act 2011, the Companies Act 2006 and Accounting and Reporting by Charities: Statement of Recommended Practice applicable to charities preparing their accounts in accordance with the Financial Reporting Standard applicable in the UK and Republic of Ireland (FRS 102), which was published on 16 July 2014. This report includes the Directors Report as required by Company Law.

REFERENCE AND ADMINISTRATIVE DETAILS

Registered Company number: 5943952 (England and Wales)

Registered Charity Number: 1116793

Registered Office: Embercombe, Higher Ashton, Exeter, Devon EX6 7QT

TRUSTEES

Jacqueline Tallett – appointed November 2021 – resigned June 2024

Emma Johnston-Donne – appointed February 2022 – resigned August 2024

Anand Punja – appointed February 2022 – resigned June 2024

Katherine Allso – appointed February 2022 – resigned September 2024

Emma Butterworth – appointed December 2023

Justin Adams – appointed April 2024

Ian Wilkinson – appointed June 2024

BANKERS

The Co-Operative Bank - Skelmersdale WN8 6WT

The objects of the company are to promote all purposes which are charitable under the laws of England and Wales.

GOVERNING DOCUMENT

Embercombe is a charitable company limited by guarantee, having no share capital, incorporated under the Companies Act and governed in accordance with the Memorandum and Articles of Association dated 22 September 2006 and amended October 2015. It is a registered charity.

CHAIRS REPORT

Whilst I was not the chair during the period being reported, I hereby submit my report, prepared to the best of my knowledge and understanding of the charity's challenges and celebrations in the 2023 financial year.

2023 has been a year of both transition and resilience for the charity, as we continue to build on the strategic objectives established in previous years. Despite the challenges we have faced, we remain steadfast in our mission to reconnect people with nature, themselves, and each other.

One of the key highlights this year was the successful launch of our Rewilding Training programme, which not only sold out in its first year but also garnered a waiting list and £16,000 of presales for 2024. This strong demand reinforces our belief that our work is resonating with a growing community and that our focus on deep nature connection and societal transformation is more relevant than ever.

However, 2023 was also a year of difficult but necessary decisions. In May, redundancies were made, including the departure of our Managing Director, in order to reduce overheads. This restructuring was not easy for the team, but it was essential to ensure the financial stability of the charity. These changes resulted in a saving of £44,000 from July to December 2023, ultimately moving us from a deficit position to a surplus of £39,329 by the year's end. While these measures were tough, they have allowed us to emerge in a stronger financial position.

The broader financial outlook and economic context remain areas of concern as we look ahead to 2024. A new group of trustees is in the process of evaluating and streamlining our core model to ensure that we are well-positioned to meet these challenges head-on while staying true to our mission.

As we continue to evolve and grow, I am confident that the charity will remain a beacon for those seeking reconnection with nature, purpose, and community. I look forward to the future with optimism, knowing that the foundations laid in 2023 will support our ongoing efforts to make a lasting impact.

RESERVES

The Board has over the last year monitored the reserve position closely, keeping cash flow forecast and expenditure under constant review. Our reserve policy going forward is to explore how to increase and maintain reserves at a sustainable level.

The Charity’s reserves position at the year-end was as follows:

Reserve					<u>FY2023 12mths</u>	<u>FY2022 9mths</u>
Unrestricted Funds - Reserves					(44,889)	(145,810)
Fixed Assets					1,109,596	1,135,910
Restricted Funds					17,837	53,116
Endowment Funds					914,993	914,993
Total					1,997,537	1,958,209
Annual operating expenditure					478,320	332,367
Ratio of reserves to annual operating expenditure					0.24	0.17

(Endowment Funds – The endowment represents the gift of the freehold property to the charity together with expenditure by the previous trust on the property at Embercombe, prior to the company being formed)

Small Company Provisions

This report has been prepared in accordance with the small companies’ regime under the Companies Act 2006.

The annual report was Approved by the Trustees of the charity and signed on its behalf by:

Justin Adams – Chair of Trustees

Signed by:

Date 25/09/24

Justin Adams
1BF2B5143AAB424...

Section A Statement of financial activities (including summary income and expenditure account)

Recommended categories by activity	Unrestricted funds £ F01	Restricted income funds £ F02	Endowment funds £ F03	Total funds £ F04	Prior year funds £ F05
Income (Note 3)					
Income and endowments from:					
Donations and legacies	19,766	131,627	-	151,393	71,699
Charitable activities	365,384	-	-	365,384	250,672
Other trading activities	-	-	-	-	-
Investments	873	-	-	873	115
Separate material item of income	-	-	-	-	-
Other	-	-	-	-	-
Total	386,023	131,627	-	517,650	322,486
Expenditure (Notes 5)					
Expenditure on:					
Raising funds	-	-	-	-	-
Charitable activities	381,652	91,756	-	473,408	328,661
Separate material expense item	-	-	-	-	-
Other	4,912	-	-	4,912	3,706
Total	386,564	91,756	-	478,320	332,367
Net income/(expenditure) before tax for the reporting period	- 542	39,871	-	39,329	- 9,881
Tax payable	-	-	-	-	-
Net income/(expenditure) after tax before investment gains/(losses)	- 542	39,871	-	39,329	- 9,881
Net gains/(losses) on investments	-	-	-	-	-
Net income/(expenditure) Extraordinary items	- 542	39,871	-	39,329	- 9,881
Transfers between funds	-	-	-	-	-
Other recognised gains/(losses):					
Gains and losses on revaluation of fixed assets for the charity's own use	-	-	-	-	-
Other gains/(losses)	-	-	-	-	-
Net movement in funds	- 542	39,871	-	39,329	- 9,881
Reconciliation of funds:					
Total funds brought forward	990,100	53,116	914,993	1,958,209	1,968,090
Total funds carried forward	989,558	92,987	914,993	1,997,538	1,958,209

Section B Balance sheet

	Unrestricted funds £ F01	Restricted income funds £ F02	Endowment funds £ F03	Total this year £ F04	Total last year £ F05
Fixed assets					
Intangible assets	-	-	-	-	-
Tangible assets (Note 9)	1,109,596	-	914,993	2,024,589	2,050,903
Heritage assets	-	-	-	-	-
Investments	-	-	-	-	-
Total fixed assets	1,109,596	-	914,993	2,024,589	2,050,903
Current assets					
Stocks (Note 10)	650	-	-	650	400
Debtors (Note 11)	38,246	-	-	38,246	3,199
Investments	-	-	-	-	-
Cash at bank and in hand (Note 13)	58,603	-	-	58,603	68,224
Total current assets	97,499	-	-	97,499	71,823
Creditors: amounts falling due within one year (Note 12)	104,454	-	-	104,454	131,169
Net current assets/(liabilities)	- 6,955	-	-	- 6,955	- 59,346
Total assets less current liabilities	1,102,641	-	914,993	2,017,634	1,991,557
Creditors: amounts falling due after one year (Note 12)	20,097	-	-	20,097	33,348
Provisions for liabilities	-	-	-	-	-
Total net assets or liabilities	1,082,544	-	914,993	1,997,537	1,958,209
Funds of the Charity					
Endowment funds (Note 14)	-	-	914,993	914,993	914,993
Restricted income funds (Note 14)	-	92,987	-	92,987	53,116
Unrestricted funds	989,557	-	-	989,557	990,100
Revaluation reserve	-	-	-	-	-
Fair value reserve	-	-	-	-	-
Total funds	989,557	92,987	914,993	1,997,537	1,958,209

The company was entitled to exemption from audit under s477 of the Companies Act 2006 relating to small companies.

The members have not required the company to obtain an audit in accordance with section 476 of the Companies Act 2006.

The directors acknowledge their responsibilities for complying with the requirements of the Companies Act with respect to accounting records and the preparation of accounts.

These accounts have been prepared in accordance with the provisions applicable to small companies subject to the small companies regime and in accordance with FRS102 SORP.

Signed by one or two trustees/directors on behalf of all the trustees/directors

Print Name	Date of approval dd/mm/yyyy

Section C Notes to the accounts

Note 1 Accounting Policies

1.1 Basis of preparation

The financial statements have been prepared under the historical cost convention with items being recognised at cost or transaction value unless otherwise stated in the notes to these accounts.

The financial statements have been prepared in accordance with Accounting and Reporting by Charities: Statement of Recommended Practice applicable to Charities preparing their accounts in accordance with the Financial Reporting Standard applicable in the UK and Republic of Ireland (FRS 102) (Charities SORP FRS 102 effective 1 January 2019), with FRS 102 and with the requirements of the Companies Act 2006 and the Charities Act 2011.

The Charity constitutes a policy benefit entity as defined by FRS 102.

Critical accounting estimates and areas of judgement

The items in the financial statements where the Trustees have had to make significant judgements and estimates include:

- The estimates of the useful economic lives of the tangible fixed assets used to determine the depreciation charge
- The basis on which support costs have been allocated across the various expenditure headings
- The accounting for the Linhay property which was valued at lower cost and not realisable value and supported by a professional validation

1.2 Going concern

The reduction in deficit due to improved governance and control, and the resulting ability for the Charity to focus on growing and expanding our activities within a stable environment, leads the Trustees to conclude that a going concern assumption continues to be appropriate for the preparation of the financial statements.

1.3 Change of accounting policy

The accounts present a true and fair view and no changes have been made to the accounting policies adopted in note 1.1

Section C **Notes to the accounts** **(cont)**

Note 2 **Accounting policies**

2.1 INCOME

Recognition of income

These are included in the Statement of Financial Activities (SoFA) when:

- the charity becomes entitled to the resources;
- it is more likely than not that the trustees will receive the resources;
- the monetary value can be measured with sufficient reliability.

Yes*	No*	N/a*
✓	✓	✓

Offsetting

There has been no offsetting of assets and liabilities, or income and expenses, unless required or permitted by the FRS 102 SORP or FRS 102.

Yes*	No*	N/a*
✓	✓	✓

Grants and donations

Grants and donations are only included in the SoFA when the general income recognition criteria are met (5.10 to 5.12 FRS102 SORP).

Yes*	No*	N/a*
✓	✓	✓

In the case of performance related grants, income must only be recognised to the extent that the charity has provided the specified goods or services as entitlement to the grant only occurs when the performance related conditions are met (5.16 FRS 102 SORP).

Yes*	No*	N/a*
✓	✓	✓

Legacies

Legacies are included in the SoFA when receipt is probable, that is, when there has been grant of probate, the executors have established that there are sufficient assets in the estate and any conditions attached to the legacy are either within the control of the charity or have been met.

Yes*	No*	N/a*
✓	✓	✓

Government grants

The charity has received government grants in the reporting period

Yes*	No*	N/a*
✓	✓	✓

Tax reclaims on donations and gifts

Gift Aid receivable is included in income when there is a valid declaration from the donor. Any Gift Aid amount recovered on a donation is considered to be part of that gift and is treated as an addition to the same fund as the initial donation unless the donor or the terms of the appeal have specified otherwise.

Yes*	No*	N/a*
✓	✓	✓

Contractual income and performance related grants

This is only included in the SoFA once the charity has provided the related goods or services or met the performance related conditions.

Yes*	No*	N/a*
✓	✓	✓

Donated goods

Donated goods are measured at fair value (the amount for which the asset could be exchanged) unless impractical to do so.

Yes*	No*	N/a*
✓	✓	✓

The cost of any stock of goods donated for distribution to beneficiaries is deemed to be the fair value of those gifts at the time of their receipt and they are recognised on receipt. In the reporting period in which the stocks are distributed, they are recognised as an expense at the carrying amount of the stocks at distribution.

Yes*	No*	N/a*
✓	✓	✓

Donated goods for resale are measured at fair value on initial recognition, which is the expected proceeds from sale less the expected costs of sale, and recognised in 'Income from other trading activities' with the corresponding stock recognised in the balance sheet. On its sale the value of stock is charged against 'Income from other trading activities' and the proceeds from sale are also recognised as 'Income from other trading activities'.

Yes*	No*	N/a*
✓	✓	✓

Goods donated for on-going use by the charity are recognised as tangible fixed assets and included in the SoFA as incoming resources when receivable.

Yes*	No*	N/a*
✓	✓	✓

Gifts in kind for use by the charity are included in the SoFA as income from donations when receivable.

Yes*	No*	N/a*
✓	✓	✓

Donated services and facilities

Donated services and facilities are included in the SoFA when received at the value of the gift to the charity provided the value of the gift can be measured reliably.

Yes*	No*	N/a*
✓	✓	✓

Donated services and facilities that are consumed immediately are recognised as income with an equivalent amount recognised as an expense under the appropriate heading in the SoFA.

Yes*	No*	N/a*
✓	✓	✓

Support costs

The charity has incurred expenditure on support costs.

Yes*	No*	N/a*
✓	✓	✓

Volunteer help

The value of any voluntary help received is not included in the accounts but is described in the trustees' annual report.

Yes*	No*	N/a*
✓	✓	✓

Income from interest,

This is included in the accounts when receipt is probable and the amount receivable can

Yes*	No*	N/a*
✓	✓	✓

royalties and dividends be measured reliably.

✓	✓	✓
---	---	---

Section C	Notes to the accounts	(cont)
-----------	-----------------------	--------

Income from membership subscriptions Membership subscriptions received in the nature of a gift are recognised in Donations and Legacies.

Yes*	No*	N/a*
✓	✓	✓

Membership subscriptions which gives a member the right to buy services or other benefits are recognised as income earned from the provision of goods and services as income from charitable activities.

Yes*	No*	N/a*
✓	✓	✓

Settlement of insurance claims Insurance claims are only included in the SoFA when the general income recognition criteria are met (5.10 to 5.12 FRS102 SORP) and are included as an item of other income in the SoFA.

Yes*	No*	N/a*
✓	✓	✓

Investment gains and losses This includes any realised or unrealised gains or losses on the sale of investments and any gain or loss resulting from revaluing investments to market value at the end of the year.

Yes*	No*	N/a*
✓	✓	✓

2.2 EXPENDITURE AND LIABILITIES

Liability recognition Liabilities are recognised where it is more likely than not that there is a legal or constructive obligation committing the charity to pay out resources and the amount of the obligation can be measured with reasonable certainty.

Yes*	No*	N/a*
✓	✓	✓

Governance and support costs Support costs have been allocated between governance costs and other support. Governance costs comprise all costs involving public accountability of the charity and its compliance with regulation and good practice.

Yes*	No*	N/a*
✓	✓	✓

Support costs include central functions and have been allocated to activity cost categories on a basis consistent with the use of resources, eg allocating property costs by floor areas, or per capita, staff costs by the time spent and other costs by their usage.

Yes*	No*	N/a*
✓	✓	✓

Grants with performance conditions Where the charity gives a grant with conditions for its payment being a specific level of service or output to be provided, such grants are only recognised in the SoFA once the recipient of the grant has provided the specified service or output.

Yes*	No*	N/a*
✓	✓	✓

Grants payable without performance conditions Where there are no conditions attaching to the grant that enables the donor charity to realistically avoid the commitment, a liability for the full funding obligation must be recognised.

Yes*	No*	N/a*
✓	✓	✓

Redundancy cost The charity made no redundancy payments during the reporting period.

Yes*	No*	N/a*
✓	✓	✓

Deferred income No material item of deferred income has been included in the accounts.

Yes*	No*	N/a*
✓	✓	✓

Creditors The charity has creditors which are measured at settlement amounts less any trade discounts

Yes*	No*	N/a*
✓	✓	✓

Provisions for liabilities A liability is measured on recognition at its historical cost and then subsequently measured at the best estimate of the amount required to settle the obligation at the reporting date

Yes*	No*	N/a*
✓	✓	✓

Basic financial instruments The charity accounts for basic financial instruments on initial recognition as per paragraph 10.7 FRS102 SORP. Subsequent measurement is as per paragraphs 11.17 to 11.19, FRS102 SORP.

Yes*	No*	N/a*
✓	✓	✓

2.3 ASSETS

Tangible fixed assets for use by charity These are capitalised if they can be used for more than one year, and cost at least

Yes*	No*	N/a*
✓	✓	✓

They are valued at cost.

The depreciation rates and methods used are disclosed in note 14.

Intangible fixed assets The charity has intangible fixed assets, that is, non-monetary assets that do not have physical substance but are identifiable and are controlled by the charity through custody or legal rights. The amortisation rates and methods used are disclosed in note 15.

Yes*	No*	N/a*
✓	✓	✓

They are valued at cost.

Yes*	No*	N/a*
✓	✓	✓

Heritage assets The charity has heritage assets, that is, non-monetary assets with historic, artistic, scientific, technological, geophysical or environmental qualities that are held and maintained principally for their contribution to knowledge and culture. The depreciation rates and methods used as disclosed in note 16.

Yes*	No*	N/a*
✓	✓	✓

They are valued at cost.

Yes*	No*	N/a*
✓	✓	✓

Investments Fixed asset investments in quoted shares, traded bonds and similar investments are valued at initially at cost and subsequently at fair value (their market value) at the year end. The same treatment is applied to unlisted investments unless fair value cannot be

Yes*	No*	N/a*
✓	✓	✓

end. The same treatment is applied to unlisted investments unless fair value cannot be measured reliably in which case it is measured at cost less impairment.

✓	✓	✓
---	---	---

Investments held for resale or pending their sale and cash and cash equivalents with a maturity date of less than 1 year are treated as current asset investments

Yes*	No*	N/a*
✓	✓	✓

Section C	Notes to the accounts	(cont)
-----------	-----------------------	--------

Stocks and work in progress	Stocks held for sale as part of non-charitable trade are measured at the lower of cost or net realisable value.	Yes* No* N/a*
------------------------------------	---	---------------

✓	✓	✓
---	---	---

Goods or services provided as part of a charitable activity are measured at net realisable value based on the service potential provided by items of stock.

✓	✓	✓
---	---	---

Work in progress is valued at cost less any foreseeable loss that is likely to occur on the contract.

✓	✓	✓
---	---	---

Debtors	Debtors (including trade debtors and loans receivable) are measured on initial recognition at settlement amount after any trade discounts or amount advanced by the charity. Subsequently, they are measured at the cash or other consideration expected to be received.	Yes* No* N/a*
----------------	--	---------------

✓	✓	✓
---	---	---

Current asset investments	The charity has investments which it holds for resale or pending their sale and cash and cash equivalents with a maturity date less than one year. These include cash on deposit and cash equivalents with a maturity of less than one year held for investment purposes rather than to meet short-term cash commitments as they fall due.	Yes* No* N/a*
----------------------------------	--	---------------

✓	✓	✓
---	---	---

They are valued at fair value except where they qualify as basic financial instruments.

✓	✓	✓
---	---	---

**POLICIES ADOPTED
ADDITIONAL TO OR
DIFFERENT FROM
THOSE ABOVE**

Depreciation is provided at the following annual rates to write off each asset over its estimated useful life as follows: Land and Buildings Straight line over 10 to 75 years on buildings only. Plant and Machinery 20% on reducing balance

Section C Notes to the accounts (cont)

Note 3		Income				
Analysis of income		Unrestricted funds	Restricted income funds	Endowment funds	Total funds £	Prior year £
Donations and legacies:	Donations and gifts	16,084	102,877	-	118,961	62,770
	Gift Aid	-	28,750	-	28,750	-
	Legacies	-	-	-	-	-
	General grants provided by government/other charities	3,666	-	-	3,666	7,252
	Membership subscriptions and sponsorships which are in substance donations	16	-	-	16	1,677
	Donated goods, facilities and services	-	-	-	-	-
	Other	-	-	-	-	-
	Total	19,766	131,627	-	151,393	71,699
Charitable activities:	Awards for All - Community Rewilding	-	-	-	-	9,996
	Medicine Garden	-	-	-	-	15,732
	Programme Delivery	237,033	-	-	237,033	134,271
	Venue Hire and Accomodation	125,898	-	-	125,898	90,294
	Other	2,453	-	-	2,453	379
	Total	365,384	-	-	365,384	250,672
Other trading activities:		-	-	-	-	-
		-	-	-	-	-
		-	-	-	-	-
	Other	-	-	-	-	-
	Total	-	-	-	-	-
Income from investments:	Interest income	873	-	-	873	115
	Dividend income	-	-	-	-	-
	Rental and leasing income	-	-	-	-	-
	Other	-	-	-	-	-
	Total	873	-	-	873	115
Separate material item of income		-	-	-	-	-
		-	-	-	-	-
		-	-	-	-	-
		-	-	-	-	-
	Total	-	-	-	-	-
Other:	Conversion of endowment funds into income	-	-	-	-	-
	Gain on disposal of a tangible fixed asset held for charity's own use	-	-	-	-	-
	Gain on disposal of a programme related investment	-	-	-	-	-
	Royalties from the exploitation of intellectual property rights	-	-	-	-	-
	Other	-	-	-	-	-
	Total	-	-	-	-	-
TOTAL INCOME		386,023	131,627	-	517,650	322,486

Section C Notes to the accounts (cont)

Note 4 Analysis of receipts of government grants

	Description	This year £
Government grant 1	Countryside Stewardship	3,666
Government grant 2		-
Government grant 3		-
Other		-
	Total	3,666

	Description	Last year £
Government grant 1	Countryside Stewardship	7,252
Government grant 2		-
Government grant 3		-
Other		-
	Total	7,252

Section C

Notes to the accounts

(cont)

Note 5 Expenditure

Analysis	This year			Last year		
	Unrestricted funds	Restricted income funds	Total funds	Unrestricted funds	Restricted income funds	Total funds
	£			£		
Expenditure on raising funds:						
Incurring seeking donations	-	-	-	-	-	-
Incurring seeking legacies	-	-	-	-	-	-
Incurring seeking grants	-	-	-	-	-	-
Operating membership schemes and social lotteries	-	-	-	-	-	-
Staging fundraising events	-	-	-	-	-	-
Fundraising agents	-	-	-	-	-	-
Operating charity shops	-	-	-	-	-	-
Operating a trading company undertaking non-charitable trading activity	-	-	-	-	-	-
Advertising, marketing, direct mail and publicity	-	-	-	-	-	-
Start up costs incurred in generating new source of future income	-	-	-	-	-	-
Database development costs	-	-	-	-	-	-
Other trading activities	-	-	-	-	-	-
Investment management costs:	-	-	-	-	-	-
Portfolio management costs	-	-	-	-	-	-
Cost of obtaining investment advice	-	-	-	-	-	-
Investment administration costs	-	-	-	-	-	-
Intellectual property licencing costs	-	-	-	-	-	-
Rent collection, property repairs and maintenance charges	-	-	-	-	-	-
	-	-	-	-	-	-
Total expenditure on raising funds	-	-	-	-	-	-

Expenditure on charitable activities:

Awards for All - Community Rewilding	-	7,447	7,447	-	2,549	2,549
Medicine Garden	-	9,711	9,711	-	2,452	2,452
Programme Delivery	132,026	53,600	185,626	139,260	1,050	140,310
Land and property, Inc depreciation	77,412	12,404	89,816	31,032	10,210	41,242
Marketing and PR	3,510	-	3,510	3,207	-	3,207
Support costs	168,704	8,594	177,298	121,713	17,189	138,902
Total expenditure on charitable activities	381,652	91,756	473,408	295,212	33,450	328,662

Separate material item of expense

	-	-	-	-	-	-
--	---	---	---	---	---	---

	-	-	-	-	-	-
	-	-	-	-	-	-
Total	-	-	-	-	-	-

Other

Bank loan interest	650	-	650	545	-	545
VAT penalties	4,262	-	4,262	3,335	-	3,335
Previous Year Adjustment	-	-	-	174	-	174
Total other expenditure	4,912	-	4,912	3,706	-	3,706
TOTAL EXPENDITURE	386,564	91,756	478,320	298,918	33,450	332,368

Section C	Notes to the accounts	(cont)
------------------	------------------------------	---------------

Other information:

This year: Where sums originally denominated in foreign currency have been included in expenditure, explain the basis on which those sums have been translated into sterling (or the currency in which the accounts are drawn up).

Sterling amounts as per bank statement, after conversion

Last year: Where sums originally denominated in foreign currency have been included in expenditure, explain the basis on which those sums have been translated into sterling (or the currency in which the accounts are drawn up).

Sterling amounts as per bank statement, after conversion

Section C **Notes to the accounts** **(cont)**

Note 6 Support Costs

This year

Support cost	Charitable Activity	Other	Grand total	Basis of allocation
		£	£	No split
Wages & Social Security	98,549	-	98,549	
Pension	1,336	-	1,336	
Utilities	18,463	-	18,463	
Other costs	49,706		49,706	
Other professional	8,445		8,445	
Reporting accountancy fee	800		800	
Total	177,298	-	177,298	

Last year

Support cost	Charitable Activity	Activity 3	Grand total	Basis of allocation
	£	£	£	No split
Wages & Social Security	97,348	-	97,348	
Pension	1,441	-	1,441	
Utilities	13,478		13,478	
Other costs	19,635		19,635	
Other professional	6,200	-	6,200	
Reporting accountancy fee	800	-	800	
Total	138,902	-	138,902	

Section C

Notes to the accounts

(cont)

Note 7 Details of certain types of expenditure

Note 7.1 Fees for examination of the accounts

Please provide details of the amount paid for any statutory external scrutiny of accounts and other services provided by your independent examiner. If nothing was paid please enter '0' in the appropriate box(es).

Independent examiner's fees

This year £	Last year £
800	800

Section C **Notes to the accounts** **(cont)**

Note 8 **Paid employees**

8.1 Staff Costs

	This year £	Last year £
Salaries and wages	95,808	95,863
Social security costs	2,741	1,485
Pension costs (defined contribution scheme)	1,336	1,441
Other employee benefits	-	-
Total staff costs	99,884	98,789

	This year £	Last year £
Please provide the total amount paid to key management	-	14,654

8.2 Average head count in the year

	This year Number	Last year Number
The parts of the charity in which the employees work		
Fundraising	-	-
Charitable Activities	-	1
Governance	-	1
Other	5	5
Total	5	7

Section C Notes to the accounts (cont)

Note 9 Tangible fixed assets

9.1 Cost or valuation

	Freehold land & buildings	Other land & buildings	Plant, machinery and motor vehicles	Fixtures, fittings and equipment	Total
	£	£	£	£	£
At the beginning of the year	1,064,330	1,242,546	68,167	-	2,375,043
Additions	-	-	3,480	-	3,480
Revaluations	-	-	-	-	-
Disposals	-	-	-	-	-
Transfers *	-	-	-	-	-
At end of the year	1,064,330	1,242,546	71,647	-	2,378,523

9.2 Depreciation and impairments

**Basis	n/a	SL	RB		
** Rate		10 years/ 75 years	20%		
At beginning of the year	-	264,823	59,317	-	324,140
Disposals	-	-	-	-	-
Depreciation	-	26,886	2,908	-	29,794
Impairment	-	-	-	-	-
Transfers*	-	-	-	-	-
At end of the year	-	291,709	62,225	-	353,934

9.3 Net book value

Net book value at the beginning of the year	1,064,330	977,723	8,850	-	2,050,903
Net book value at the end of the year	1,064,330	950,837	9,422	-	2,024,589

Section C

Notes to the accounts

(cont)

Note 10

Stocks

10.1 Please state the carrying amount of stock and work in progress analysed between activities.

	Stock		Donated goods		Work in progress
	For distribution	For resale	For distribution	For resale	
	£	£	£	£	
Charitable activities:					
<i>Opening</i>	400	-	-	-	-
<i>Added in period</i>	-	-	-	-	-
<i>Expensed in period</i>	-	-	-	-	-
<i>Impaired</i>	-	-	-	-	-
<i>Closing</i>	400	-	-	-	-
Other trading activities:					
<i>Opening</i>	-	-	-	-	-
<i>Added in period</i>	250	-	-	-	-
<i>Expensed in period</i>	-	-	-	-	-
<i>Impaired</i>	-	-	-	-	-
<i>Closing</i>	250	-	-	-	-
Other:					
<i>Opening</i>	-	-	-	-	-
<i>Added in period</i>	-	-	-	-	-
<i>Expensed in period</i>	-	-	-	-	-
<i>Impaired</i>	-	-	-	-	-
<i>Closing</i>	-	-	-	-	-
Total this year	650	-	-	-	-
Total previous year	400	-	-	-	-

Section C **Notes to the accounts** **(cont)**

Note 11 **Debtors and prepayments**

11.1 Analysis of debtors

	This year £	Last year £
Trade debtors	3,121	2,673
Prepayments and accrued income	6,375	526
Other debtors	28,750	0
Total	38,246	3,199

Section C **Notes to the accounts** **(cont)**

Note 12 **Creditors and accruals**

12.1 Analysis of creditors

	Amounts falling due within one year		Amounts falling due after more than one year	
	This year £	Last year £	This year £	Last year £
Accruals for grants payable	-	-	-	-
Bank loans and overdrafts	3,971	3,971	20,097	23,417
Trade creditors	15,595	4,377	-	-
Payments received on account for contracts or performance-related grants	-	-	-	-
Accruals and deferred income	62,434	62,678	-	-
Taxation and social security	22,454	60,144	-	9,931
Other creditors	-	-	-	-
Total	104,454	131,170	20,097	33,348

12.2 Deferred income

	This year	Last year
<i>Please explain the reasons why income is deferred.</i>	<i>Venue Hire deposits received for 2023. Programme payments made in advance, some deposits, some in full.</i>	<i>Programme payments made in advance, some deposits, some in full.</i>

Movement in deferred income account

	This year £	Last year £
Balance at the start of the reporting period	56,516	53,137
Amounts added in current period	269,493	113,330
Amounts released to income from previous periods	- 273,936	- 109,951
Balance at the end of the reporting period	52,073	56,516

Section C **Notes to the accounts** **(cont)**

Note 13 Cash at bank and in hand

Short term cash investments (less than 3 months maturity date)
Short term deposits
Cash at bank and on hand
Other
Total

This year £	Last year £
-	-
-	-
58,603	68,224
-	-
58,603	68,224

Section C **Notes to the accounts** **(cont)**

Note 14 **Charity funds**

14.1 Details of material funds held and movements during the CURRENT reporting period

Please give details of the movements of material individual funds in the reporting period together with a balancing figure for 'Other funds' (which should include revaluation reserve and fair value reserve, if applicable). The 'Total funds' figure below should reconcile to 'Total funds' in the balance sheet.

* Key: PE - permanent endowment funds; EE - expendable endowment funds; R - restricted income funds, including special trusts, of the charity; and U - unrestricted funds

Fund names	Type PE, EE R or UR *	Purpose and Restrictions	Fund balances brought forward £	Income £	Expenditure £	Transfers £	Gains and losses £	Fund balances carried forward £
General Fund	Unrestricted		990,100	386,023	- 386,564	-		989,558
Catalyst Bursary	Restricted		10,221	-	-	-	-	10,221
Start	Restricted		216	-	-	-	-	216
Endowment Fund	Endowment		914,993	-	-	-	-	914,993
			-	-	-	-	-	-
Awards for All - Rewilding	Restricted		7,447	-	- 7,447	-	-	-
Community Medicine Garden	Restricted		13,280	-	- 9,711	-	-	3,569
Elders Area	Restricted		13,358	-	- 12,404	-	-	954
MD Funding	Restricted		8,594	-	- 8,594	-	-	-
Donations	Restricted	£100k donation + GiftAid	-	128,750	- 53,600			75,150
Donations	Restricted		-	2,877	-	-	-	2,877
Other funds (balancing figure)	N/a	N/a	-	-	-	-	-	-
Total Funds as per balance sheet			1,958,209	517,650	- 478,320	-	-	1,997,538

Fund balances carried forward include assets and liabilities denominated in a foreign currency

Yes*	No*
✓	✓

Section C Notes to the accounts (cont)

Note 14 Charity funds

14.2 Details of material funds held and movements during the PREVIOUS reporting period

Please give details of the movements of material individual funds in the reporting period together with a balancing figure for 'Other funds' (which should include revaluation reserve and fair value reserve, if applicable). The 'Total funds' figure below should reconcile to 'Total funds' in the balance sheet.

* Key: PE - permanent endowment funds; EE - expendable endowment funds; R - restricted income funds, including special trusts, of the charity; and U - unrestricted funds

Fund names	Type PE, EE R or UR *	Purpose and Restrictions	Fund balances brought forward £	Income £	Expenditure £	Transfers £	Gains and losses £	Fund balances carried forward £
General Fund	Unrestricted		1,041,610	255,975	- 307,485	-	-	990,100
Catalyst Bursary	Restricted		11,271	-	- 1,050	-	-	10,221
Start	Restricted		216	-	-	-	-	216
Endowment Fund	Endowment		914,993	-	-	-	-	914,993
			-	-	-	-	-	-
Awards for All - Rewilding	Restricted		-	9,996	- 2,549	-	-	7,447
Community Medicine Garden	Restricted		-	15,732	- 2,452	-	-	13,280
Elders Area	Restricted		-	15,000	- 1,642	-	-	13,358
MD Funding	Restricted		-	25,783	- 17,189	-	-	8,594
			-	-	-	-	-	-
Other funds (balancing figure)	N/a	N/a	-	-	-	-	-	-
Total Funds as per balance sheet			1,968,090	322,486	- 332,367	-	-	1,958,209

Fund balances carried forward include assets and liabilities denominated in a foreign currency

Yes*	No*
✓	✓



Section A

Independent Examiner's Report

Report to the trustees

Charity Name
Embercombe

On accounts for the year ended

Year Ended 31 December 2023

**Charity no
(if any)**

1116793

Set out on pages

Pages 1 to 4 Embercombe TAR document & pages 1 to 20 Embercombe financials document.

I report to the trustees on my examination of the accounts of Embercombe (the Charity") for the period ended **31 / 12 / 2023**.

Responsibilities and basis of report

As the charity's trustees, you are responsible for the preparation of the accounts in accordance with the requirements of the Charities Act 2011 ("the Act").

I report in respect of my examination of the Trust's accounts carried out under section 145 of the 2011 Act and in carrying out my examination, I have followed all the applicable Directions given by the Charity Commission under section 145(5)(b) of the Act.

Independent examiner's statement

Since the Charity's gross income exceeded £250,000 your examiner must be a member of a body listed in section 145 of the 2011 Act. I confirm that I am qualified to undertake the examination by being a qualified member of Association of Chartered Certified Accountants, which is one of the listed bodies.

I have completed my examination. I confirm that no matters have come to my attention in connection with the examination which gives me cause to believe that in, any material respect:

- the accounting records were not kept in accordance with section 130 of the Charities Act; or
- the accounts did not accord with the accounting records; or
- the accounts did not comply with the applicable requirements concerning the form and content of accounts set out in the Charities (Accounts and Reports) Regulations 2008 other than any requirement that the accounts give a 'true and fair' view which is not a matter considered as part of an independent examination.

I have no concerns and have come across no other matters in connection with the examination to which attention should be drawn in this report in order to enable a proper understanding of the accounts to be reached.

Signed:

Date:

27/11/2024

Name:

Mr Jason Milden

Relevant professional qualification(s) or body (if any):

FCCA

Address:

Darnells Chartered Accountants

30 Fore Street, Totnes, Devon

TQ9 5RP

Section B

Disclosure

Only complete if the examiner needs to highlight material matters of concern (see CC32, Independent examination of charity accounts: directions and guidance for examiners).

Give here brief details of any items that the examiner wishes to disclose.

EMBERCOMBE

England & Wales - Charity number 1116793

Accounts

Embercombe - a company limited by guarantee

Annual Report

Period Ended 31 December 2022

Company Registration Number 05943952

Charity Registration Number 1116793

TRUSTEES ANNUAL REPORT

The Trustees, who are also directors for the purposes of company law, submit their report and the unaudited financial statements of the Trust for the period ended 31 December 2022. The accounts have been prepared in accordance with the accounting policies set out in note 1 to the accounts, and comply with the Company's Memorandum and Articles of Association, the Charities Act 2011, the Companies Act 2006 and Accounting and Reporting by Charities: Statement of Recommended Practice applicable to charities preparing their accounts in accordance with the Financial Reporting Standard applicable in the UK and Republic of Ireland (FRS 102), which was published on 16 July 2014. This report includes the Directors Report as required by Company Law.

REFERENCE AND ADMINISTRATIVE DETAILS

Registered Company number: 5943952 (England and Wales)

Registered Charity Number: 1116793

Registered Office: Embercombe, Higher Ashton, Exeter, Devon EX6 7QT

Trustees

Jacqueline Tallett – appointed November 2021

Emma Johnston-Donne – appointed February 2022

Anand Punja – appointed February 2022

Katherine Allso – appointed February 2022

Mark Turner – appointed February 2022 – resigned July 2022

Thomas Pritchard – appointed February 2022 – resigned November 2022

James Hicks – appointed February 2022 – resigned November 2022

Jacqueline Davis – appointed November 2019 – resigned November 2022

Bankers

The Co-Operative Bank - Skelmersdale WN8 6WT

The objects of the company are to promote all purposes which are charitable under the laws of England and Wales.

Governing Document

Embercombe is a charitable company limited by guarantee, having no share capital, incorporated under the Companies Act and governed in accordance with the Memorandum and Articles of Association dated 22 September 2006 and amended October 2015. It is a registered charity.

Chairs Report

The work of 2022 has been focused on creating a stable base for the charity to reset its strategic objectives and focus on aligning those objectives with what we call the beating heart of Embercombe. We have made many changes to Embercombe this year; some will continue into 2023.

Amongst the difficulty of change have emerged new shoots of growth. The deficit from last year of £214,165 has been reduced to a deficit of £9,881. The deficit has been driven by improving governance and control and deep dives into the expenditure base. This stability will allow us to focus on growing in a controlled way and expanding our activities at a difficult economic time.

The work we are undertaking is focused on solving several critical problems in society today:

Disconnection from nature: People spend less time outdoors and do not feel a sense of belonging in the natural world.

Environmental destruction: Society continues to damage ecosystems, drive species extinct, and exhaust natural resources.

Purposelessness: Many feel aimless and need more meaning and fulfilment in the busy modern world.

We have aligned ourselves to these problems in the courses and development we offer; we believe in the importance of reconnection with the land, ourselves, and each other. Our approach through what we call the twin trail is now forming our future vision and the direction the charity is moving. We have emerged from the last two years stronger than we have ever been and are confident that the charity will continue to flourish in the coming years.

We have focused all programs and venue hires around the tenants our charity has embedded itself in. The team will add new courses over the next three years, and we are excited to be developing online course offerings to expand our reach and help those unable to attend our venue in person.

We continue to be thankful to be in a position where we can make a difference, being part of a growing community of like-minded people working with our Board of Trustees to carry the Trust forward.

Reserves

The Board has over the last year monitored the reserve position closely, keeping cash flow forecast and expenditure under constant review. Our reserve policy going forward is to increase and maintain reserves at 6 times the monthly operating cost of the organisation.

The Charity's reserves position at the year-end was as follows:

Reserve				<u>FY2022</u>	<u>FY21-22</u>
Unrestricted Funds - Reserves				(145,810)	(116,506)
Fixed Assets				1,135,910	1,158,116
Restricted Funds				53,116	11,487
Endowment Funds				914,993	914,993
Total				1,958,209	1,968,090
Annual operating expenditure				332,367	459,853
Ratio of reserves to annual operating expenditure				0.17	0.24

(Endowment Funds – The endowment represents the gift of the freehold property to the charity together with expenditure by the previous trust on the property at Embercombe, prior to the company being formed)

Small Company Provisions

This report has been prepared in accordance with the small companies' regime under the Companies Act 2006.

The annual report was Approved by the Trustees of the charity and signed on its behalf by:

Jacqueline Tallett – Chair of Trustees

Date – 30/10/2023

Section A Statement of financial activities (including summary income and expenditure account)

Recommended categories by activity	Guidance Note	Restricted			Total funds	Prior year funds
		Unrestricted funds	income funds	Endowment funds		
		£ F01	£ F02	£ F03	£ F04	£ F05
Income (Note 3)						
Income and endowments from:						
Donations and legacies	S01	22,349	49,350	-	71,699	18,659
Charitable activities	S02	224,944	25,728	-	250,672	227,012
Other trading activities	S03	-	-	-	-	-
Investments	S04	115	-	-	115	17
Separate material item of income	S05	-	-	-	-	-
Other	S06	-	-	-	-	-
Total	S07	247,408	75,078	-	322,486	245,688
Expenditure (Notes 5)						
Expenditure on:						
Raising funds	S08	-	-	-	-	-
Charitable activities	S09	295,212	33,449	-	328,661	467,996
Separate material expense item	S10	-	-	-	-	-
Other	S11	3,706	-	-	3,706	8,143
Total	S12	298,918	33,449	-	332,367	459,853
Net income/(expenditure) before tax for the reporting period						
	S13	- 51,510	41,629	-	- 9,881	- 214,165
Tax payable	S14	-	-	-	-	-
Net income/(expenditure) after tax before investment gains/(losses)						
	S15	- 51,510	41,629	-	- 9,881	- 214,165
Net gains/(losses) on investments	S16	-	-	-	-	-
Net income/(expenditure) Extraordinary items						
	S17	- 51,510	41,629	-	- 9,881	- 214,165
Transfers between funds						
	S18	-	-	-	-	-
Other recognised gains/(losses):						
Gains and losses on revaluation of fixed assets for the charity's own use	S19	-	-	-	-	-
Other gains/(losses)	S20	-	-	-	-	-
Net movement in funds						
	S21	-	-	-	-	-
	S22	- 51,510	41,629	-	- 9,881	- 214,165
Reconciliation of funds:						
Total funds brought forward	S23	1,041,610	11,487	914,993	1,968,090	2,182,255
Total funds carried forward	S24	990,100	53,116	914,993	1,958,209	1,968,090

Section B Balance sheet

	Guidance Note	Unrestricted funds £ F01	Restricted income funds £ F02	Endowment funds £ F03	Total this year £ F04	Total last year £ F05
Fixed assets						
Intangible assets	B01	-	-	-	-	-
Tangible assets (Note 9)	B02	1,135,910	-	914,993	2,050,903	2,073,109
Heritage assets	B03	-	-	-	-	-
Investments	B04	-	-	-	-	-
Total fixed assets	B05	1,135,910	-	914,993	2,050,903	2,073,109
Current assets						
Stocks (Note 10)	B06	400	-	-	400	400
Debtors (Note 11)	B07	3,199	-	-	3,199	10,481
Investments	B08	-	-	-	-	-
Cash at bank and in hand (Note 13)	B09	68,224	-	-	68,224	12,477
Total current assets	B10	71,823	-	-	71,823	23,358
Creditors: amounts falling due within one year (Note 12)	B11	131,169	-	-	131,169	98,555
Net current assets/(liabilities)	B12	- 59,346	-	-	- 59,346	- 75,197
Total assets less current liabilities	B13	1,076,564	-	914,993	1,991,557	1,997,912
Creditors: amounts falling due after one year (Note 12)	B14	33,348	-	-	33,348	29,822
Provisions for liabilities	B15	-	-	-	-	-
Total net assets or liabilities	B16	1,043,216	-	914,993	1,958,209	1,968,090
Funds of the Charity						
Endowment funds (Note 14)	B17	-	-	914,993	914,993	914,993
Restricted income funds (Note 14)	B18	-	53,116	-	53,116	11,487
Unrestricted funds	B19	990,100	-	-	990,100	1,041,610
Revaluation reserve	B20	-	-	-	-	-
Fair value reserve	B21	-	-	-	-	-
Total funds	B22	990,100	53,116	914,993	1,958,209	1,968,090

The company was entitled to exemption from audit under s477 of the Companies Act 2006 relating to small companies.

The members have not required the company to obtain an audit in accordance with section 476 of the Companies Act 2006.

The directors acknowledge their responsibilities for complying with the requirements of the Companies Act with respect to accounting records and the preparation of accounts.

These accounts have been prepared in accordance with the provisions applicable to small companies subject to the small companies regime and in accordance with FRS102 SORP.

Signed by one or two trustees/directors on behalf of all the trustees/directors

Print Name	Date of approval dd/mm/yyyy
Jaqueline Tallett	30/10/2023

Section C Notes to the accounts

Note 1 Accounting Policies

1.1 Basis of preparation

The financial statements have been prepared under the historical cost convention with items being recognised at cost or transaction value unless otherwise stated in the notes to these accounts.

The financial statements have been prepared in accordance with Accounting and Reporting by Charities: Statement of Recommended Practice applicable to Charities preparing their accounts in accordance with the Financial Reporting Standard applicable in the UK and Republic of Ireland (FRS 102) (Charities SORP FRS 102 effective 1 January 2019), with FRS 102 and with the requirements of the Companies Act 2006 and the Charities Act 2011.

The Charity constitutes a policy benefit entity as defined by FRS 102.

Critical accounting estimates and areas of judgement

The items in the financial statements where the Trustees have had to make significant judgements and estimates include:

- The estimates of the useful economic lives of the tangible fixed assets used to determine the depreciation charge
- The basis on which support costs have been allocated across the various expenditure headings
- The accounting for the Linhay property which was valued at lower cost and not realisable value and supported by a professional validation

1.2 Going concern

The reduction in deficit due to improved governance and control, and the resulting ability for the Charity to focus on growing and expanding our activities within a stable environment, leads the Trustees to conclude that a going concern assumption continues to be appropriate for the preparation of the financial statements.

1.3 Change of accounting policy

The accounts present a true and fair view and no changes have been made to the accounting policies adopted in note 1.1

Section C	Notes to the accounts	(cont)						
Note 2	Accounting policies							
2.1 INCOME								
Recognition of income	<p>These are included in the Statement of Financial Activities (SoFA) when:</p> <ul style="list-style-type: none"> the charity becomes entitled to the resources; it is more likely than not that the trustees will receive the resources; the monetary value can be measured with sufficient reliability. 	<table border="1"> <thead> <tr> <th>Yes*</th> <th>No*</th> <th>N/a*</th> </tr> </thead> <tbody> <tr> <td style="text-align: center;">✓</td> <td style="text-align: center;">✓</td> <td style="text-align: center;">✓</td> </tr> </tbody> </table>	Yes*	No*	N/a*	✓	✓	✓
Yes*	No*	N/a*						
✓	✓	✓						
Offsetting	<p>There has been no offsetting of assets and liabilities, or income and expenses, unless required or permitted by the FRS 102 SORP or FRS 102.</p>	<table border="1"> <thead> <tr> <th>Yes*</th> <th>No*</th> <th>N/a*</th> </tr> </thead> <tbody> <tr> <td style="text-align: center;">✓</td> <td style="text-align: center;">✓</td> <td style="text-align: center;">✓</td> </tr> </tbody> </table>	Yes*	No*	N/a*	✓	✓	✓
Yes*	No*	N/a*						
✓	✓	✓						
Grants and donations	<p>Grants and donations are only included in the SoFA when the general income recognition criteria are met (5.10 to 5.12 FRS102 SORP).</p>	<table border="1"> <thead> <tr> <th>Yes*</th> <th>No*</th> <th>N/a*</th> </tr> </thead> <tbody> <tr> <td style="text-align: center;">✓</td> <td style="text-align: center;">✓</td> <td style="text-align: center;">✓</td> </tr> </tbody> </table>	Yes*	No*	N/a*	✓	✓	✓
Yes*	No*	N/a*						
✓	✓	✓						
	<p>In the case of performance related grants, income must only be recognised to the extent that the charity has provided the specified goods or services as entitlement to the grant only occurs when the performance related conditions are met (5.16 FRS 102 SORP).</p>	<table border="1"> <thead> <tr> <th>Yes*</th> <th>No*</th> <th>N/a*</th> </tr> </thead> <tbody> <tr> <td style="text-align: center;">✓</td> <td style="text-align: center;">✓</td> <td style="text-align: center;">✓</td> </tr> </tbody> </table>	Yes*	No*	N/a*	✓	✓	✓
Yes*	No*	N/a*						
✓	✓	✓						
Legacies	<p>Legacies are included in the SOFA when receipt is probable, that is, when there has been grant of probate, the executors have established that there are sufficient assets in the estate and any conditions attached to the legacy are either within the control of the charity or have been met.</p>	<table border="1"> <thead> <tr> <th>Yes*</th> <th>No*</th> <th>N/a*</th> </tr> </thead> <tbody> <tr> <td style="text-align: center;">✓</td> <td style="text-align: center;">✓</td> <td style="text-align: center;">✓</td> </tr> </tbody> </table>	Yes*	No*	N/a*	✓	✓	✓
Yes*	No*	N/a*						
✓	✓	✓						
Government grants	<p>The charity has received government grants in the reporting period</p>	<table border="1"> <thead> <tr> <th>Yes*</th> <th>No*</th> <th>N/a*</th> </tr> </thead> <tbody> <tr> <td style="text-align: center;">✓</td> <td style="text-align: center;">✓</td> <td style="text-align: center;">✓</td> </tr> </tbody> </table>	Yes*	No*	N/a*	✓	✓	✓
Yes*	No*	N/a*						
✓	✓	✓						
Tax reclaims on donations and gifts	<p>Gift Aid receivable is included in income when there is a valid declaration from the donor. Any Gift Aid amount recovered on a donation is considered to be part of that gift and is treated as an addition to the same fund as the initial donation unless the donor or the terms of the appeal have specified otherwise.</p>	<table border="1"> <thead> <tr> <th>Yes*</th> <th>No*</th> <th>N/a*</th> </tr> </thead> <tbody> <tr> <td style="text-align: center;">✓</td> <td style="text-align: center;">✓</td> <td style="text-align: center;">✓</td> </tr> </tbody> </table>	Yes*	No*	N/a*	✓	✓	✓
Yes*	No*	N/a*						
✓	✓	✓						
Contractual income and performance related grants	<p>This is only included in the SoFA once the charity has provided the related goods or services or met the performance related conditions.</p>	<table border="1"> <thead> <tr> <th>Yes*</th> <th>No*</th> <th>N/a*</th> </tr> </thead> <tbody> <tr> <td style="text-align: center;">✓</td> <td style="text-align: center;">✓</td> <td style="text-align: center;">✓</td> </tr> </tbody> </table>	Yes*	No*	N/a*	✓	✓	✓
Yes*	No*	N/a*						
✓	✓	✓						
Donated goods	<p>Donated goods are measured at fair value (the amount for which the asset could be exchanged) unless impractical to do so.</p>	<table border="1"> <thead> <tr> <th>Yes*</th> <th>No*</th> <th>N/a*</th> </tr> </thead> <tbody> <tr> <td style="text-align: center;">✓</td> <td style="text-align: center;">✓</td> <td style="text-align: center;">✓</td> </tr> </tbody> </table>	Yes*	No*	N/a*	✓	✓	✓
Yes*	No*	N/a*						
✓	✓	✓						
	<p>The cost of any stock of goods donated for distribution to beneficiaries is deemed to be the fair value of those gifts at the time of their receipt and they are recognised on receipt. In the reporting period in which the stocks are distributed, they are recognised as an expense at the carrying amount of the stocks at distribution.</p>	<table border="1"> <thead> <tr> <th>Yes*</th> <th>No*</th> <th>N/a*</th> </tr> </thead> <tbody> <tr> <td style="text-align: center;">✓</td> <td style="text-align: center;">✓</td> <td style="text-align: center;">✓</td> </tr> </tbody> </table>	Yes*	No*	N/a*	✓	✓	✓
Yes*	No*	N/a*						
✓	✓	✓						
	<p>Donated goods for resale are measured at fair value on initial recognition, which is the expected proceeds from sale less the expected costs of sale, and recognised in 'Income from other trading activities' with the corresponding stock recognised in the balance sheet. On its sale the value of stock is charged against 'Income from other trading activities' and the proceeds from sale are also recognised as 'Income from other trading activities'.</p>	<table border="1"> <thead> <tr> <th>Yes*</th> <th>No*</th> <th>N/a*</th> </tr> </thead> <tbody> <tr> <td style="text-align: center;">✓</td> <td style="text-align: center;">✓</td> <td style="text-align: center;">✓</td> </tr> </tbody> </table>	Yes*	No*	N/a*	✓	✓	✓
Yes*	No*	N/a*						
✓	✓	✓						
	<p>Goods donated for on-going use by the charity are recognised as tangible fixed assets and included in the SoFA as incoming resources when receivable.</p>	<table border="1"> <thead> <tr> <th>Yes*</th> <th>No*</th> <th>N/a*</th> </tr> </thead> <tbody> <tr> <td style="text-align: center;">✓</td> <td style="text-align: center;">✓</td> <td style="text-align: center;">✓</td> </tr> </tbody> </table>	Yes*	No*	N/a*	✓	✓	✓
Yes*	No*	N/a*						
✓	✓	✓						
	<p>Gifts in kind for use by the charity are included in the SoFA as income from donations when receivable.</p>	<table border="1"> <thead> <tr> <th>Yes*</th> <th>No*</th> <th>N/a*</th> </tr> </thead> <tbody> <tr> <td style="text-align: center;">✓</td> <td style="text-align: center;">✓</td> <td style="text-align: center;">✓</td> </tr> </tbody> </table>	Yes*	No*	N/a*	✓	✓	✓
Yes*	No*	N/a*						
✓	✓	✓						
Donated services and facilities	<p>Donated services and facilities are included in the SOFA when received at the value of the gift to the charity provided the value of the gift can be measured reliably.</p>	<table border="1"> <thead> <tr> <th>Yes*</th> <th>No*</th> <th>N/a*</th> </tr> </thead> <tbody> <tr> <td style="text-align: center;">✓</td> <td style="text-align: center;">✓</td> <td style="text-align: center;">✓</td> </tr> </tbody> </table>	Yes*	No*	N/a*	✓	✓	✓
Yes*	No*	N/a*						
✓	✓	✓						
	<p>Donated services and facilities that are consumed immediately are recognised as income with an equivalent amount recognised as an expense under the appropriate heading in the SOFA.</p>	<table border="1"> <thead> <tr> <th>Yes*</th> <th>No*</th> <th>N/a*</th> </tr> </thead> <tbody> <tr> <td style="text-align: center;">✓</td> <td style="text-align: center;">✓</td> <td style="text-align: center;">✓</td> </tr> </tbody> </table>	Yes*	No*	N/a*	✓	✓	✓
Yes*	No*	N/a*						
✓	✓	✓						
Support costs	<p>The charity has incurred expenditure on support costs.</p>	<table border="1"> <thead> <tr> <th>Yes*</th> <th>No*</th> <th>N/a*</th> </tr> </thead> <tbody> <tr> <td style="text-align: center;">✓</td> <td style="text-align: center;">✓</td> <td style="text-align: center;">✓</td> </tr> </tbody> </table>	Yes*	No*	N/a*	✓	✓	✓
Yes*	No*	N/a*						
✓	✓	✓						
Volunteer help	<p>The value of any voluntary help received is not included in the accounts but is described in the trustees' annual report.</p>	<table border="1"> <thead> <tr> <th>Yes*</th> <th>No*</th> <th>N/a*</th> </tr> </thead> <tbody> <tr> <td style="text-align: center;">✓</td> <td style="text-align: center;">✓</td> <td style="text-align: center;">✓</td> </tr> </tbody> </table>	Yes*	No*	N/a*	✓	✓	✓
Yes*	No*	N/a*						
✓	✓	✓						
Income from interest, royalties and dividends	<p>This is included in the accounts when receipt is probable and the amount receivable can be measured reliably.</p>	<table border="1"> <thead> <tr> <th>Yes*</th> <th>No*</th> <th>N/a*</th> </tr> </thead> <tbody> <tr> <td style="text-align: center;">✓</td> <td style="text-align: center;">✓</td> <td style="text-align: center;">✓</td> </tr> </tbody> </table>	Yes*	No*	N/a*	✓	✓	✓
Yes*	No*	N/a*						
✓	✓	✓						

Section C	Notes to the accounts	(cont)						
Income from membership subscriptions	Membership subscriptions received in the nature of a gift are recognised in Donations and Legacies.	<table border="1"> <tr><th>Yes*</th><th>No*</th><th>N/a*</th></tr> <tr><td style="text-align: center;">✓</td><td style="text-align: center;">✓</td><td style="text-align: center;">✓</td></tr> </table>	Yes*	No*	N/a*	✓	✓	✓
	Yes*	No*	N/a*					
✓	✓	✓						
Membership subscriptions which gives a member the right to buy services or other benefits are recognised as income earned from the provision of goods and services as income from charitable activities.	<table border="1"> <tr><th>Yes*</th><th>No*</th><th>N/a*</th></tr> <tr><td style="text-align: center;">✓</td><td style="text-align: center;">✓</td><td style="text-align: center;">✓</td></tr> </table>	Yes*	No*	N/a*	✓	✓	✓	
Yes*	No*	N/a*						
✓	✓	✓						
Settlement of insurance claims	Insurance claims are only included in the SoFA when the general income recognition criteria are met (5.10 to 5.12 FRS102 SORP) and are included as an item of other income in the SoFA.	<table border="1"> <tr><th>Yes*</th><th>No*</th><th>N/a*</th></tr> <tr><td style="text-align: center;">✓</td><td style="text-align: center;">✓</td><td style="text-align: center;">✓</td></tr> </table>	Yes*	No*	N/a*	✓	✓	✓
Yes*	No*	N/a*						
✓	✓	✓						
Investment gains and losses	This includes any realised or unrealised gains or losses on the sale of investments and any gain or loss resulting from revaluing investments to market value at the end of the year.	<table border="1"> <tr><th>Yes*</th><th>No*</th><th>N/a*</th></tr> <tr><td style="text-align: center;">✓</td><td style="text-align: center;">✓</td><td style="text-align: center;">✓</td></tr> </table>	Yes*	No*	N/a*	✓	✓	✓
Yes*	No*	N/a*						
✓	✓	✓						
2.2 EXPENDITURE AND LIABILITIES								
Liability recognition	Liabilities are recognised where it is more likely than not that there is a legal or constructive obligation committing the charity to pay out resources and the amount of the obligation can be measured with reasonable certainty.	<table border="1"> <tr><th>Yes*</th><th>No*</th><th>N/a*</th></tr> <tr><td style="text-align: center;">✓</td><td style="text-align: center;">✓</td><td style="text-align: center;">✓</td></tr> </table>	Yes*	No*	N/a*	✓	✓	✓
Yes*	No*	N/a*						
✓	✓	✓						
Governance and support costs	Support costs have been allocated between governance costs and other support. Governance costs comprise all costs involving public accountability of the charity and its compliance with regulation and good practice.	<table border="1"> <tr><th>Yes*</th><th>No*</th><th>N/a*</th></tr> <tr><td style="text-align: center;">✓</td><td style="text-align: center;">✓</td><td style="text-align: center;">✓</td></tr> </table>	Yes*	No*	N/a*	✓	✓	✓
	Yes*	No*	N/a*					
✓	✓	✓						
Support costs include central functions and have been allocated to activity cost categories on a basis consistent with the use of resources, eg allocating property costs by floor areas, or per capita, staff costs by the time spent and other costs by their usage.	<table border="1"> <tr><th>Yes*</th><th>No*</th><th>N/a*</th></tr> <tr><td style="text-align: center;">✓</td><td style="text-align: center;">✓</td><td style="text-align: center;">✓</td></tr> </table>	Yes*	No*	N/a*	✓	✓	✓	
Yes*	No*	N/a*						
✓	✓	✓						
Grants with performance conditions	Where the charity gives a grant with conditions for its payment being a specific level of service or output to be provided, such grants are only recognised in the SoFA once the recipient of the grant has provided the specified service or output.	<table border="1"> <tr><th>Yes*</th><th>No*</th><th>N/a*</th></tr> <tr><td style="text-align: center;">✓</td><td style="text-align: center;">✓</td><td style="text-align: center;">✓</td></tr> </table>	Yes*	No*	N/a*	✓	✓	✓
Yes*	No*	N/a*						
✓	✓	✓						
Grants payable without performance conditions	Where there are no conditions attaching to the grant that enables the donor charity to realistically avoid the commitment, a liability for the full funding obligation must be recognised.	<table border="1"> <tr><th>Yes*</th><th>No*</th><th>N/a*</th></tr> <tr><td style="text-align: center;">✓</td><td style="text-align: center;">✓</td><td style="text-align: center;">✓</td></tr> </table>	Yes*	No*	N/a*	✓	✓	✓
Yes*	No*	N/a*						
✓	✓	✓						
Redundancy cost	The charity made no redundancy payments during the reporting period.	<table border="1"> <tr><th>Yes*</th><th>No*</th><th>N/a*</th></tr> <tr><td style="text-align: center;">✓</td><td style="text-align: center;">✓</td><td style="text-align: center;">✓</td></tr> </table>	Yes*	No*	N/a*	✓	✓	✓
Yes*	No*	N/a*						
✓	✓	✓						
Deferred income	No material item of deferred income has been included in the accounts.	<table border="1"> <tr><th>Yes*</th><th>No*</th><th>N/a*</th></tr> <tr><td style="text-align: center;">✓</td><td style="text-align: center;">✓</td><td style="text-align: center;">✓</td></tr> </table>	Yes*	No*	N/a*	✓	✓	✓
Yes*	No*	N/a*						
✓	✓	✓						
Creditors	The charity has creditors which are measured at settlement amounts less any trade discounts	<table border="1"> <tr><th>Yes*</th><th>No*</th><th>N/a*</th></tr> <tr><td style="text-align: center;">✓</td><td style="text-align: center;">✓</td><td style="text-align: center;">✓</td></tr> </table>	Yes*	No*	N/a*	✓	✓	✓
Yes*	No*	N/a*						
✓	✓	✓						
Provisions for liabilities	A liability is measured on recognition at its historical cost and then subsequently measured at the best estimate of the amount required to settle the obligation at the reporting date	<table border="1"> <tr><th>Yes*</th><th>No*</th><th>N/a*</th></tr> <tr><td style="text-align: center;">✓</td><td style="text-align: center;">✓</td><td style="text-align: center;">✓</td></tr> </table>	Yes*	No*	N/a*	✓	✓	✓
Yes*	No*	N/a*						
✓	✓	✓						
Basic financial instruments	The charity accounts for basic financial instruments on initial recognition as per paragraph 10.7 FRS102 SORP. Subsequent measurement is as per paragraphs 11.17 to 11.19, FRS102 SORP.	<table border="1"> <tr><th>Yes*</th><th>No*</th><th>N/a*</th></tr> <tr><td style="text-align: center;">✓</td><td style="text-align: center;">✓</td><td style="text-align: center;">✓</td></tr> </table>	Yes*	No*	N/a*	✓	✓	✓
Yes*	No*	N/a*						
✓	✓	✓						
2.3 ASSETS								
Tangible fixed assets for use by charity	These are capitalised if they can be used for more than one year, and cost at least	<table border="1"> <tr><th>Yes*</th><th>No*</th><th>N/a*</th></tr> <tr><td style="text-align: center;">✓</td><td style="text-align: center;">✓</td><td style="text-align: center;">✓</td></tr> </table>	Yes*	No*	N/a*	✓	✓	✓
	Yes*	No*	N/a*					
✓	✓	✓						
They are valued at cost.	<table border="1"> <tr><th>Yes*</th><th>No*</th><th>N/a*</th></tr> <tr><td style="text-align: center;">✓</td><td style="text-align: center;">✓</td><td style="text-align: center;">✓</td></tr> </table>	Yes*	No*	N/a*	✓	✓	✓	
Yes*	No*	N/a*						
✓	✓	✓						
	The depreciation rates and methods used are disclosed in note 14.							
Intangible fixed assets	The charity has intangible fixed assets, that is, non-monetary assets that do not have physical substance but are identifiable and are controlled by the charity through custody or legal rights. The amortisation rates and methods used are disclosed in note 15.	<table border="1"> <tr><th>Yes*</th><th>No*</th><th>N/a*</th></tr> <tr><td style="text-align: center;">✓</td><td style="text-align: center;">✓</td><td style="text-align: center;">✓</td></tr> </table>	Yes*	No*	N/a*	✓	✓	✓
	Yes*	No*	N/a*					
✓	✓	✓						
They are valued at cost.	<table border="1"> <tr><th>Yes*</th><th>No*</th><th>N/a*</th></tr> <tr><td style="text-align: center;">✓</td><td style="text-align: center;">✓</td><td style="text-align: center;">✓</td></tr> </table>	Yes*	No*	N/a*	✓	✓	✓	
Yes*	No*	N/a*						
✓	✓	✓						
Heritage assets	The charity has heritage assets, that is, non-monetary assets with historic, artistic, scientific, technological, geophysical or environmental qualities that are held and maintained principally for their contribution to knowledge and culture. The depreciation rates and methods used as disclosed in note 16.	<table border="1"> <tr><th>Yes*</th><th>No*</th><th>N/a*</th></tr> <tr><td style="text-align: center;">✓</td><td style="text-align: center;">✓</td><td style="text-align: center;">✓</td></tr> </table>	Yes*	No*	N/a*	✓	✓	✓
	Yes*	No*	N/a*					
✓	✓	✓						
They are valued at cost.	<table border="1"> <tr><th>Yes*</th><th>No*</th><th>N/a*</th></tr> <tr><td style="text-align: center;">✓</td><td style="text-align: center;">✓</td><td style="text-align: center;">✓</td></tr> </table>	Yes*	No*	N/a*	✓	✓	✓	
Yes*	No*	N/a*						
✓	✓	✓						
Investments	Fixed asset investments in quoted shares, traded bonds and similar investments are valued at initially at cost and subsequently at fair value (their market value) at the year end. The same treatment is applied to unlisted investments unless fair value cannot be measured reliably in which case it is measured at cost less impairment.	<table border="1"> <tr><th>Yes*</th><th>No*</th><th>N/a*</th></tr> <tr><td style="text-align: center;">✓</td><td style="text-align: center;">✓</td><td style="text-align: center;">✓</td></tr> </table>	Yes*	No*	N/a*	✓	✓	✓
	Yes*	No*	N/a*					
✓	✓	✓						
Investments held for resale or pending their sale and cash and cash equivalents with a maturity date of less than 1 year are treated as current asset investments	<table border="1"> <tr><th>Yes*</th><th>No*</th><th>N/a*</th></tr> <tr><td style="text-align: center;">✓</td><td style="text-align: center;">✓</td><td style="text-align: center;">✓</td></tr> </table>	Yes*	No*	N/a*	✓	✓	✓	
Yes*	No*	N/a*						
✓	✓	✓						

Section C	Notes to the accounts	(cont)		
Stocks and work in progress	Stocks held for sale as part of non-charitable trade are measured at the lower or cost or net realisable value.	Yes*	No*	N/a*
		✓	✓	✓
	Goods or services provided as part of a charitable activity are measured at net realisable value based on the service potential provided by items of stock.	Yes*	No*	N/a*
		✓	✓	✓
Debtors	Work in progress is valued at cost less any foreseeable loss that is likely to occur on the contract.	Yes*	No*	N/a*
		✓	✓	✓
	Debtors (including trade debtors and loans receivable) are measured on initial recognition at settlement amount after any trade discounts or amount advanced by the charity. Subsequently, they are measured at the cash or other consideration expected to be received.	Yes*	No*	N/a*
		✓	✓	✓
Current asset investments	The charity has investments which it holds for resale or pending their sale and cash and cash equivalents with a maturity date less than one year. These include cash on deposit and cash equivalents with a maturity of less than one year held for investment purposes rather than to meet short-term cash commitments as they fall due.	Yes*	No*	N/a*
		✓	✓	✓
	They are valued at fair value except where they qualify as basic financial instruments.	Yes*	No*	N/a*
		✓	✓	✓
POLICIES ADOPTED ADDITIONAL TO OR DIFFERENT FROM THOSE ABOVE	<p>Depreciation is provided at the following annual rates to write off each asset over its estimated useful life as follows: Land and Buildings Straight line over 10 to 75 years on buildings only. Plant and Machinery 20% on reducing balance</p>			

Section C Notes to the accounts (cont)

Note 3	Income	Analysis of income				Total funds £	Prior year £
		Unrestricted funds	Restricted income funds	Endowment funds			
Donations and legacies:	Donations and gifts	20,672	42,098	-	62,770	7,370	
	Gift Aid	-	-	-	-	-	
	Legacies	-	-	-	-	-	
	General grants provided by government/other charities	-	7,252	-	7,252	11,289	
	Membership subscriptions and sponsorships which are in substance donations	1,677	-	-	1,677	-	
	Donated goods, facilities and services	-	-	-	-	-	
	Other	-	-	-	-	-	
	Total	22,349	49,350	-	71,699	18,659	
Charitable activities:	Awards for All - Community Rewilding	-	9,996	-	9,996	-	
	Medicine Garden	-	15,732	-	15,732	-	
	Programme Delivery	134,271	-	-	134,271	-	
	Venue Hire and Accomodation	90,294	-	-	90,294	-	
	Other	379	-	-	379	-	
		Total	224,944	25,728	-	250,672	227,012
Other trading activities:		-	-	-	-	-	
		-	-	-	-	-	
		-	-	-	-	-	
	Other	-	-	-	-	-	
	Total	-	-	-	-	-	
Income from investments:	Interest income	115	-	-	115	17	
	Dividend income	-	-	-	-	-	
	Rental and leasing income	-	-	-	-	-	
	Other	-	-	-	-	-	
		Total	115	-	-	115	17
Separate material item of income		-	-	-	-	-	
		-	-	-	-	-	
		-	-	-	-	-	
		-	-	-	-	-	
	Total	-	-	-	-	-	
Other:	Conversion of endowment funds into income	-	-	-	-	-	
	Gain on disposal of a tangible fixed asset held for charity's own use	-	-	-	-	-	
	Gain on disposal of a programme related investment	-	-	-	-	-	
	Royalties from the exploitation of intellectual property rights	-	-	-	-	-	
	Other	-	-	-	-	-	
		Total	-	-	-	-	-
TOTAL INCOME		247,407	75,078	-	322,485	245,688	

Section C **Notes to the accounts** **(cont)**

Note 4 **Analysis of receipts of government grants**

	Description	This year £
Government grant 1	Countryside Stewardship	7,252
Government grant 2		-
Government grant 3		-
Other		-
	Total	7,252

	Description	Last year £
Government grant 1	Coronavirus Job Retention Scheme	8,622
Government grant 2	Teignbridge DC	2,667
Government grant 3		-
Other		-
	Total	11,289

Section C **Notes to the accounts** **(cont)**

Note 5 **Expenditure**

Analysis	This year			Last year		
	Unrestricted funds	Restricted income funds	Total funds	Unrestricted funds	Restricted income funds	Total funds
Expenditure on raising funds:			£			£
Incurring seeking donations	-	-	-	-	-	-
Incurring seeking legacies	-	-	-	-	-	-
Incurring seeking grants	-	-	-	-	-	-
Operating membership schemes and social lotteries	-	-	-	-	-	-
Staging fundraising events	-	-	-	-	-	-
Fundraising agents	-	-	-	-	-	-
Operating charity shops	-	-	-	-	-	-
Operating a trading company undertaking non-charitable trading activity	-	-	-	-	-	-
Advertising, marketing, direct mail and publicity	-	-	-	-	-	-
Start up costs incurred in generating new source of future income	-	-	-	-	-	-
Database development costs	-	-	-	-	-	-
Other trading activities	-	-	-	-	-	-
Investment management costs:	-	-	-	-	-	-
Portfolio management costs	-	-	-	-	-	-
Cost of obtaining investment advice	-	-	-	-	-	-
Investment administration costs	-	-	-	-	-	-
Intellectual property licencing costs	-	-	-	-	-	-
Rent collection, property repairs and maintenance charges	-	-	-	-	-	-
	-	-	-	-	-	-
Total expenditure on raising funds	-	-	-	-	-	-
Expenditure on charitable activities:						
Awards for All - Community Rewilding	-	2,549	2,549	-	-	-
Medicine Garden	-	2,452	2,452	-	-	-
Programme Delivery	139,260	1,050	140,310	155,595	-	155,595
Land and property, Inc depreciation	31,032	10,210	41,242	63,960	-	63,960
Marketing and PR	3,207	-	3,207	5,647	-	5,647
Support costs	121,713	17,189	138,902	242,793	-	242,793
Total expenditure on charitable activities	295,212	33,449	328,661	467,995	-	467,995
Separate material item of expense						
	-	-	-	-	-	-
	-	-	-	-	-	-
	-	-	-	-	-	-
Total	-	-	-	-	-	-
Other						
Bank loan interest	545	-	545	-	-	-
VAT penalties	3,335	-	3,335	-	-	-
Previous Year Adjustment	- 174	-	174	- 8,143	-	8,143
Total other expenditure	3,706	-	3,706	- 8,143	-	8,143
TOTAL EXPENDITURE	298,918	33,449	332,367	459,852	-	459,852

Section C

Notes to the accounts

(cont)

Other information:

This year: Where sums originally denominated in foreign currency have been included in expenditure, explain the basis on which those sums have been translated into sterling (or the currency in which the accounts are drawn up).

Sterling amounts as per bank statement, after conversion

Last year: Where sums originally denominated in foreign currency have been included in expenditure, explain the basis on which those sums have been translated into sterling (or the currency in which the accounts are drawn up).

Sterling amounts as per bank statement, after conversion

Section C

Notes to the accounts

(cont)

Note 6 Support Costs

This year

Support cost	Charitable Activity	Other	Grand total	Basis of allocation
		£	£	No split
Wages & Social Security	97,348	-	97,348	
Pension	1,441	-	1,441	
Utilities	13,478	-	13,478	
Other costs	19,635		19,635	
Other professional	6,200		6,200	
Reporting accountancy fee	800		800	
Total	138,902	-	138,902	

Last year

Support cost	Charitable Activity	Activity 3	Grand total	Basis of allocation
	£	£	£	No split
Wages & Social Security	178,357	-	178,357	
Pension	4,147	-	4,147	
Repairs & Renewals	130		130	
Utilities	8,516	-	8,516	
Other costs	41,670		41,670	
Accountancy	6,987		6,987	
Other professional	2,486	-	2,486	
Reporting accountancy fee	500	-	500	
Total	242,793	-	242,793	

Section C

Notes to the accounts

(cont)

Note 7 Details of certain types of expenditure

Note 7.1 Fees for examination of the accounts

Please provide details of the amount paid for any statutory external scrutiny of accounts and other services provided by your independent examiner. If nothing was paid please enter '0' in the appropriate box(es).

Independent examiner's fees

This year £	Last year £
800	500

Section C **Notes to the accounts** **(cont)**

Note 8 **Paid employees**

8.1 Staff Costs

	This year £	Last year £
Salaries and wages	95,863	176,609
Social security costs	1,485	1,748
Pension costs (defined contribution scheme)	1,441	4,147
Other employee benefits	-	-
Total staff costs	98,789	182,504

	This year £	Last year £
Please provide the total amount paid to key management	14,654	-

8.2 Average head count in the year

	This year Number	Last year Number
The parts of the charity in which the employees work		
Fundraising	-	-
Charitable Activities	1	1
Governance	1	2
Other	5	6
Total	7	9

Section C **Notes to the accounts** **(cont)**

Note 9 Tangible fixed assets

9.1 Cost or valuation

	Freehold land & buildings	Other land & buildings	Plant, machinery and motor vehicles	Fixtures, fittings and equipment	Total
	£	£	£	£	£
At the beginning of the year	1,064,330	1,242,546	68,167	-	2,375,043
Additions	-	-	-	-	-
Revaluations	-	-	-	-	-
Disposals	-	-	-	-	-
Transfers *	-	-	-	-	-
At end of the year	1,064,330	1,242,546	68,167	-	2,375,043

9.2 Depreciation and impairments

**Basis	n/a	SL	RB		
** Rate		10 years/ 75 years	20%		

At beginning of the year	-	244,659	57,275	-	301,934
Disposals	-	-	-	-	-
Depreciation	-	20,164	2,042	-	22,206
Impairment	-	-	-	-	-
Transfers*	-	-	-	-	-
At end of the year	-	264,823	59,317	-	324,140

9.3 Net book value

Net book value at the beginning of the year	1,064,330	997,887	10,892	-	2,073,109
Net book value at the end of the year	1,064,330	977,723	8,850	-	2,050,903

Section C

Notes to the accounts

(cont)

Note 10 Stocks

10.1 Please state the carrying amount of stock and work in progress analysed between activities.

	Stock		Donated goods		Work in progress
	For distribution	For resale	For distribution	For resale	
	£	£	£	£	
Charitable activities:					
<i>Opening</i>	400	-	-	-	-
<i>Added in period</i>	-	-	-	-	-
<i>Expensed in period</i>	-	-	-	-	-
<i>Impaired</i>	-	-	-	-	-
<i>Closing</i>	400	-	-	-	-
Other trading activities:					
<i>Opening</i>	-	-	-	-	-
<i>Added in period</i>	-	-	-	-	-
<i>Expensed in period</i>	-	-	-	-	-
<i>Impaired</i>	-	-	-	-	-
<i>Closing</i>	-	-	-	-	-
Other:					
<i>Opening</i>	-	-	-	-	-
<i>Added in period</i>	-	-	-	-	-
<i>Expensed in period</i>	-	-	-	-	-
<i>Impaired</i>	-	-	-	-	-
<i>Closing</i>	-	-	-	-	-
Total this year	400	-	-	-	-
Total previous year	400	-	-	-	-

Section C **Notes to the accounts** **(cont)**

Note 11 Debtors and prepayments

11.1 Analysis of debtors

	This year £	Last year £
Trade debtors	2,673	10,481
Prepayments and accrued income	526	0
Other debtors	0	0
Total	3,199	10,481

Section C **Notes to the accounts** **(cont)**

Note 12 **Creditors and accruals**

12.1 Analysis of creditors

	Amounts falling due within one year		Amounts falling due after more than one year	
	This year £	Last year £	This year £	Last year £
Accruals for grants payable	-	-	-	-
Bank loans and overdrafts	3,971	-	23,417	29,822
Trade creditors	4,377	8,642	-	-
Payments received on account for contracts or performance-related grants	-	-	-	-
Accruals and deferred income	62,678	55,137	-	-
Taxation and social security	60,144	34,776	9,931	-
Other creditors	-	-	-	-
Total	131,169	98,555	33,348	29,822

12.2 Deferred income

Please explain the reasons why income is deferred.

This year	Last year
<i>Venue Hire deposits received for 2023. Programme payments made in advance, some deposits, some in full.</i>	<i>Programme payments made in advance, some deposits, some in full.</i>

Movement in deferred income account

	This year £	Last year £
Balance at the start of the reporting period	53,137	30,812
Amounts added in current period	113,330	130,510
Amounts released to income from previous periods	- 109,951	- 108,185
Balance at the end of the reporting period	56,516	53,137

Section C **Notes to the accounts** **(cont)**

Note 13 Cash at bank and in hand

Short term cash investments (less than 3 months maturity date)
Short term deposits
Cash at bank and on hand
Other
Total

This year £	Last year £
-	-
-	-
68,224	12,477
-	-
68,224	12,477

Section C Notes to the accounts (cont)

Note 14 Charity funds

14.1 Details of material funds held and movements during the CURRENT reporting period

Please give details of the movements of material individual funds in the reporting period together with a balancing figure for 'Other funds' (which should include revaluation reserve and fair value reserve, if applicable). The 'Total funds' figure below should reconcile to 'Total funds' in the balance sheet.

* Key: PE - permanent endowment funds; EE - expendable endowment funds; R - restricted income funds, including special trusts, of the charity; and U - unrestricted funds

Fund names	Type PE, EE R or UR *	Purpose and Restrictions	Fund balances brought forward £	Income £	Expenditure £	Transfers £	Gains and losses £	Fund balances carried forward £
General Fund	Unrestricted		1,041,610	255,975	- 307,485	-		990,100
Catalyst Bursary	Restricted		11,271	-	- 1,050	-	-	10,221
Start	Restricted		216	-	-	-	-	216
Endowment Fund	Endowment		914,993	-	-	-	-	914,993
			-	-	-	-	-	-
Awards for All - Rewilding	Restricted		-	9,996	- 2,549	-	-	7,447
Community Medicine Garden	Restricted		-	15,732	- 2,452	-	-	13,280
Elders Area	Restricted		-	15,000	- 1,642	-	-	13,358
MD Funding	Restricted		-	25,783	- 17,189	-	-	8,594
			-	-	-	-	-	-
Other funds (balancing figure)	N/a	N/a	-	-	-	-	-	-
Total Funds as per balance sheet			1,968,090	322,486	- 332,367	-	-	1,958,209

Fund balances carried forward include assets and liabilities denominated in a foreign currency

Yes*	No*
✓	✓

Section C Notes to the accounts (cont)

Note 14 Charity funds

14.2 Details of material funds held and movements during the PREVIOUS reporting period

Please give details of the movements of material individual funds in the reporting period together with a balancing figure for 'Other funds' (which should include revaluation reserve and fair value reserve, if applicable). The 'Total funds' figure below should reconcile to 'Total funds' in the balance sheet.

* Key: PE - permanent endowment funds; EE - expendable endowment funds; R - restricted income funds, including special trusts, of the charity; and U - unrestricted funds

Fund names	Type PE, EE R or UR *	Purpose and Restrictions	Fund balances brought forward £	Income £	Expenditure £	Transfers £	Gains and losses £	Fund balances carried forward £
General Fund	Unrestricted		1,255,775	245,688	- 459,853	-	-	1,041,610
Catalyst Bursary	Restricted		11,271	-	-	-	-	11,271
Start	Restricted		216	-	-	-	-	216
Endowment Fund	Endowment		914,993	-	-	-	-	914,993
			-	-	-	-	-	-
			-	-	-	-	-	-
			-	-	-	-	-	-
			-	-	-	-	-	-
			-	-	-	-	-	-
			-	-	-	-	-	-
Other funds (balancing figure)	N/a	N/a	-	-	-	-	-	-
Total Funds as per balance sheet			2,182,255	245,688	- 459,853	-	-	1,968,090

Fund balances carried forward include assets and liabilities denominated in a foreign currency

Yes*	No*
<input checked="" type="checkbox"/>	<input checked="" type="checkbox"/>



Section A

Independent Examiner's Report

Report to the trustees

Charity Name
Embercombe

**On accounts for the year
ended**

Period Ended 31 December 2022

**Charity no
(if any)**

1116793

Set out on pages

Pages 1 to 4 Embercombe TAR document & pages 1 to 20 Embercombe financials document.

I report to the trustees on my examination of the accounts of Embercombe (the Charity") for the period ended **31 / 12 / 2022**.

**Responsibilities and
basis of report**

As the charity's trustees, you are responsible for the preparation of the accounts in accordance with the requirements of the Charities Act 2011 ("the Act").

I report in respect of my examination of the Trust's accounts carried out under section 145 of the 2011 Act and in carrying out my examination, I have followed all the applicable Directions given by the Charity Commission under section 145(5)(b) of the Act.

**Independent
examiner's statement**

Since the Charity's gross income exceeded £250,000 your examiner must be a member of a body listed in section 145 of the 2011 Act. I confirm that I am qualified to undertake the examination by being a qualified member of Association of Chartered Certified Accountants, which is one of the listed bodies.

I have completed my examination. I confirm that no matters have come to my attention in connection with the examination which gives me cause to believe that in, any material respect:

- the accounting records were not kept in accordance with section 130 of the Charities Act; or
- the accounts did not accord with the accounting records; or
- the accounts did not comply with the applicable requirements concerning the form and content of accounts set out in the Charities (Accounts and Reports) Regulations 2008 other than any requirement that the accounts give a 'true and fair' view which is not a matter considered as part of an independent examination.

I have no concerns and have come across no other matters in connection with the examination to which attention should be drawn in this report in order to enable a proper understanding of the accounts to be reached.

Signed:

Date:

31/10/2022

Name:

Mr Jason Milden

Relevant professional qualification(s) or body (if any):

FCCA

Address:

Darnells Chartered Accountants
30 Fore Street, Totnes, Devon
TQ9 5RP

Section B Disclosure

Only complete if the examiner needs to highlight material matters of concern (see CC32, Independent examination of charity accounts: directions and guidance for examiners).

Give here brief details of any items that the examiner wishes to disclose.

[Empty box for disclosure details]

EMBERCOMBE

England & Wales - Charity number 1116793

Accounts

Embercombe - a company limited by guarantee

Annual Report

Year Ended 31 March 2022

Company Registration Number 05943952

Charity Registration Number 1116793

Contents	Page
Trustees Annual Report	2 - 4
Statement of Trustees Responsibilities	5
Independent Examiners Report	6 – 7
Statement of Financial Activities	8 – 9
Balance Sheet	10 – 11
Statement of Cash Flows	12
Notes to Financial Statements and Accounting Policies	13 – 25

TRUSTEES ANNUAL REPORT

The Trustees, who are also directors for the purposes of company law, submit their report and the unaudited financial statements of the Trust for the year ended 31 March 2022. The accounts have been prepared in accordance with the accounting policies set out in note 1 to the accounts, and comply with the Company's Memorandum and Articles of Association, the Charities Act 2011, the Companies Act 2006 and Accounting and Reporting by Charities: Statement of Recommended Practice applicable to charities preparing their accounts in accordance with the Financial Reporting Standard applicable in the UK and Republic of Ireland (FRS 102), which was published on 16 July 2014. This report includes the Directors Report as required by Company Law.

REFERENCE AND ADMINISTRATIVE DETAILS

Registered Company number: 5943952 (England and Wales)

Registered Charity Number: 1116793

Registered Office:

Embercombe

Higher Ashton

Exeter

Devon

EX6 7QT

Trustees

Charles Anderson (appointed July 2016)

Rosa Sommer Martin (appointed December 2017)

Jacqueline Davis (appointed November 2019)

Ruth Dobson (resigned September 2021)

Jon Rae (resigned May 2021)

Bankers

The Co-Operative Bank

Skelmersdale

WN8 6WT

The objects of the company are to promote all purposes which are charitable under the laws of England and Wales.

Governing Document

Embercombe is a charitable company limited by guarantee, having no share capital, incorporated under the Companies Act and governed in accordance with the Memorandum and Articles of Association dated 22 September 2006 and amended October 2015. It is a registered charity.

Chairs Report

The last two years have been quite a time; they were a period of stress, upheaval and change, and the emergence from COVID proved exceptionally challenging for us. The post COVID year was not expected to be as turbulent as it was, but the changes and uncertainty impacted the Trust significantly, with courses having to be moved, cancelled, and changed at short notice. The knock-on effect on costs was also significant, with courses running not fully booked and adjustments having to be made on site.

Significant changes within the board presented an opportunity to refocus our strategy and the opportunities to build a resilient and focused future in pursuit of our mission.

The work of Embercombe is now more relevant than ever. Our courses which follow the twin paths of inner and outer development to engage people in action and service, are needed in a world that is increasingly in crisis.

We are thankful to be in a position where we can make a difference; being part of a growing community of like-minded people with a new Board of Trustees to carry the Trust forward, we are working towards a sustainable and thriving future.

Reserves

The Board has over the last year monitored the reserve position closely, keeping cash flow forecast and expenditure under constant review. Our reserve policy going forward is to increase and maintain reserves at 6 times the monthly operating cost of the organisation.

The Charity's reserves position at the year-end was as follows:

Reserve					<u>FY21-22</u>	<u>FY20-21</u>
Unrestricted Funds - Reserves					(116,506)	69,797
Fixed Assets					1,158,116	1,185,978
Restricted Funds					11,487	11,487
Endowment Funds					914,993	914,993
Total					1,968,090	2,182,255
Annual operating expenditure					459,852	395,439
Ratio of reserves to annual operating expenditure					0.24	0.18

(Endowment Funds – The endowment represents the gift of the freehold property to the charity together with expenditure by the previous trust on the property at Embercombe, prior to the company being formed)

Small Company Provisions

This report has been prepared in accordance with the small companies' regime under the Companies Act 2006.

The annual report was Approved by the Trustees of the charity and signed on its behalf by:

Ellie Tallett – Chair of Trustees

Date – 26/05/2022

Trustees Responsibilities

Charity Law in England and Wales requires the Trustees to prepare financial statements for each financial year which give a true and fair view of the situation of the charitable company's financial activities during the year and of its financial position at the end of the year. In preparing those financial statements, the Trustees should follow best practice and:

- select suitable accounting policies and then apply them consistently.
- observe the methods and principles in the applicable Charities SORP.
- make judgements that are reasonable and prudent.
- state whether the applicable UK Accounting Standards have been followed, subject to any material departures disclosed and explained in the financial statements; and
- prepare the financial statements on the ongoing concern basis unless it is inappropriate to presume that the charity will continue its operations.

The Trustees are responsible for keeping accounting records that are sufficient to show and explain the charitable company's transactions and disclose with reasonable accuracy at any time the financial position of the charitable company and to enable them to ensure that the financial statements comply with the Companies Act 2006. They are also responsible for safeguarding the assets of the charitable company and hence for taking reasonable steps for the prevention and detection of fraud or other irregularities.

Embercombe selects and appoints Trustees in line with current Charities Commission guidelines seeking to balance the expertise and professional experience of Board members.

In so far as the Trustees are aware:

There is no relevant accounts information of which the charitable company is unaware.

The Trustees have taken all steps that they ought to have taken, to make themselves aware of any relevant accounts information and to establish that the independent examiner is aware of that information.

The Trustees are responsible for the maintenance and integrity of the corporate and financial information included on the charitable company's web site. Legislation in the United Kingdom governing the preparation and dissemination of financial statements may differ from legislation in other jurisdictions.



CHARITY COMMISSION
FOR ENGLAND AND WALES

Independent examiner's report on the accounts

Section A Independent Examiner's Report

**Report to the
trustees/directors/
members of**

Embercombe

**On accounts for the year
ended**

31 March 2022

Charity no.:

1116793

Company no.:

05943952

Set out on pages

14-39

I report to the charity trustees on my examination of the accounts of the Company for the year ended **31 / 03 / 2022**

**Responsibilities and
basis of report**

As the charity's trustees of the Company (who are also the directors of the company for the purposes of company law), you are responsible for the preparation of the accounts in accordance with the requirements of the Companies Act 2006 ("the 2006 Act").

Having satisfied myself that the accounts of the Company are not required to be audited for this year under Part 16 of the 2006 Act and are eligible for independent examination, I report in respect of my examination of your charity's accounts as carried out under section 145 of the Charities Act 2011 ("the 2011 Act"). In carrying out my examination, I have followed the Directions given by the Charity Commission (under section 145(5)(b) of the 2011 Act.


**Independent
examiner's statement**

I have completed my examination. I confirm that no material matters have come to my attention (other than that disclosed below *) which gives me cause to believe that:

- accounting records were not kept in accordance with section 386 of the Companies Act 2006; or
- the accounts do not accord with such records; or
- the accounts do not comply with relevant accounting requirements under section 396 of the Companies Act 2006 other than any requirement that the accounts give a 'true and fair' view which is not a matter considered as part of an independent examination: or
- the accounts have not been prepared in accordance with the Charities SORP (FRS102).

I have no concerns and have come across no other matters in connection with the examination to which attention should be drawn in this report to enable a proper understanding of the accounts to be reached.

** Please delete the words in the brackets if they do not apply.*

Signed:  **Date:** 31/10/2022

Name: Emma Charlotte

Relevant professional qualification(s) or body (if any):

ACIE

Address: The Fox, 18 Castle Park, Hemyock, Devon EX15 3SA

Embercombe						
Statement of Financial						
Activities						
for the Year Ended 31						
March 2022						
					Year Ended	Year Ended
					31-Mar-22	31-Mar-21
		Unrestricted	Restricted	Endowme	Total Funds	Total Funds
	Notes	Funds	Funds	nt Funds		
		£	£	£	£	£
Income from:						
Donations	2	7,370			7,370	7,855
Charitable Activities	3	227,012			227,012	324,149
Investment Income	4	17			17	0
Grant Income	5	11,289			11,289	115,088
Other						
					0	0
Total Incoming resources		245,688	0	0	245,688	447,092
Expenditure on						
Raising Funds						
Charitable activities	6/7	(467,995)			(467,995)	(395,439)
Separate Material Item of Expense	8					
Other	9	8,143			8,143	0
Total resources expended		(459,852)	0	0	(459,852)	395,439
Net Incoming/(Outgoing) Resources before transfers						
	17	(214,165)	0	0	(214,165)	51,653
Gross transfers between funds					0	
Net Incoming/(Outgoing) Resources		(214,165)	0	0	(214,165)	51,653
Reconciliation of Funds						
Total funds brought forward						
		1,255,775	11,487	914,993	2,182,255	2,130,602

Total Funds Carried Forward		1,041,610	11,487	914,993	1,968,090	2,182,255
Note -						
Of the Total Funds Carried Forward,						
the amount invested in fixed assets is:		1,158,116		914,993	2,073,109	2,100,971

The statement of financial activities includes all gains and losses recognised in the year.

All income and expenditure derive from continuing activities.

Embercombe						
Balance Sheet						
As at 31 March 2022						
					Year Ended	Year Ended
					31-Mar-22	31-Mar-21
		Unrestricted	Restricted	Endowment	Total Funds	Total Funds
	Notes	Funds	Funds	Funds	£	£
		£	£	£	£	£
Fixed Assets						
Tangible Assets	13	1,158,116		914,993	2,073,109	2,100,971
Current Assets						
Stock		400			400	378
Debtors	14	10,481			10,481	79,766
Cash at bank		990	11,487		12,477	92,944
Total Current Assets		11,871	11,487		23,358	173,088
Current Liabilities						
Creditors - amounts falling due within one year	15	-98,555	0		-98,555	-61,803
Net Current Assets		-86,684	11,487		-75,197	111,285
Total Assets less Current Liabilities		1,071,432	11,487	914,993	1,997,912	2,212,256
Creditors - amounts falling due after more than one year		-29,822			-29,822	-30,000
Net Assets		1,041,610	11,487	914,993	1,968,090	2,182,256
Funds						
Unrestricted funds					1,041,610	1,255,776
Restricted funds					11,487	11,287
Endowment funds					914,993	914,993
Total Funds	17				1,968,090	2,182,256

Company Registration Number 05943952

Charity Registration Number 1116793

For the financial year ending March 2021 the charity was entitled to exemption from audit under section 477 of the Companies Act 2006 relating to small companies.

Directors' responsibilities:

- The members have not required the charity to obtain an audit of its accounts for the year in question in accordance with section 476; and
- The directors acknowledge their responsibilities for complying with the requirements of the Act with respect to accounting records and the preparation of accounts.

These accounts have been prepared in accordance with the provisions applicable to companies subject to the small Companies regime.

Ellie Tallett – Chair of Trustees

Date – 26/05/2022

Embercombe			
Statement of Cash Flows			
At 31 March 2022			
		Year Ended	Year Ended
		31-Mar-22	31-Mar-21
		£	£
Net cash provided by/(used in) operating activities	23	(78,588)	32,836
Cash Flows from Investing Activities			
Interest		0	0
Purchase of tangible fixed assets		(1,879)	0
Net Proceeds from sale of fixed assets		0	0
Ex Gratia and Redundancy Payments		0	0
Sub total		0	0
Change in cash and cash equivalents in the year		(80,466)	32,836
Cash and cash equivalents at the beginning of the year		92,944	60,108
Cash and cash equivalents at the end of the year		12,477	92,944
		0	0

Notes to the Financial Statements

Embercombe, For the Year Ended 31 March 2022

Accounting Policies

Basis of preparation

The financial statements have been prepared under the historical cost convention with items being recognised at cost or transaction value unless otherwise stated in the notes to these accounts.

The financial statements have been prepared in accordance with Accounting and Reporting by Charities: Statement of Recommended Practice applicable to Charities preparing their accounts in accordance with the Financial Reporting Standard applicable in the UK and Republic of Ireland (FRS 102) (Charities SORP FRS 102 effective 1 January 2019), with FRS 102 and with the requirements of the Companies Act 2006 and the Charities Act 2011.

The Charity constitutes a policy benefit entity as defined by FRS 102.

Critical accounting estimates and areas of judgement

The items in the financial statements where the Trustees have had to make significant judgements and estimates include:

- The estimates of the useful economic lives of the tangible fixed assets used to determine the depreciation charge
- The basis on which support costs have been allocated across the various expenditure headings
- The accounting for the Linhay property which was valued at lower cost and not realisable value and supported by a professional validation

Assessment of on-going concern

Proceeds from the sale of cottages, coupled with the minimisation of senior management overheads, leads the Trustees to conclude that a going concern assumption continues to be appropriate for the preparation of the financial statements.

Income

All income is included in the Statement of Financial Activities when the Charity is legally entitled to the income, the amount can be quantified with reasonable accuracy, and it is probable that the income will be recovered.

Expenditure is accounted for on an accruals basis and has been classified under headings that integrate all costs related to the category. Expenditure comprises direct costs and support costs. Where costs cannot be directly attributed to headings, they have been allocated to activities on a basis consistent with the use of resources. Grants offered subject to conditions which have not been met at the year-end date are noted as a commitment but not accrued expenditure.

Support Costs

Support costs represent indirect charitable expenditure and include governance costs. Support costs include salaries of office-based staff, facilities and premises costs, insurance and bank charges, information systems, communications, and other general services.

Support costs are allocated to other headings on a reasonable basis.

Tangible fixed assets

Depreciation is provided at the following annual rates to write off each asset over its estimated useful life as follows:

Land and Buildings

Straight line over 10 to 50 years on buildings only

Plant and Machinery

20% on reducing balance

Debtors

Debtors are recognised at their settlement amount less any provision for non-recoverability.

Creditors and Provisions

Creditors and provisions are recognised when there is an obligation which is likely to result in the transfer of economic resources and the amount of such transfer can be estimated reliably. The amount recognised is the amount which the charity anticipates it will pay to settle the obligation.

Taxation

The charity is exempt from corporation tax on its charitable activities.

Fund accounting

Unrestricted funds can be used in accordance with the charitable objectives at the discretion of the Trustees.

Restricted funds can only be used for restricted purposes within the objects of the Charity. Restrictions arise when specified by the donor or when funds are raised for restricted purposes.

Further explanation of the nature and purpose of each fund is included in the notes to the financial statements.

2. Donations	Year Ended 31/03/2022				Year Ended 31/03/2021			
	Unrestricted	Restricted	Endowment	Total	Unrestricted	Restricted	Endowment	Total
	£	£	£	£	£	£	£	£
Donations	7,370	0	0	7,370	7,855	0	0	7,855
3. Charitable Activities	Year Ended 31/03/2022				Year Ended 31/03/2021			
	Unrestricted	Restricted	Endowment	Total	Unrestricted	Restricted	Endowment	Total
	£	£	£	£	£	£	£	£
Charitable Activities	227,012	0	0	227,012	324,149	0	0	324,149
4. Investment Income	Year Ended 31/03/2022				Year Ended 31/03/2021			
	Unrestricted	Restricted	Endowment	Total	Unrestricted	Restricted	Endowment	Total
	£	£	£	£	£	£	£	£
Deposit Account Interest	17	0	0	17	0	0	0	0

5. Separate Material Item of Income	Year Ended 31/03/2022				Year Ended 31/03/2021			
	Unrestricted	Restricted	Endowment	Total	Unrestricted	Restricted	Endowment	Total
	£	£	£	£	£	£	£	£
Grant Income	11,289	0	0	11,289	115,088	0	0	115,088
Unrestricted fund income equates to proceeds of sale. Endowment fund costs equate to acquisition cost of assets less accumulated depreciation.								
6. Expenditure on Charitable Activities	Year Ended 31/03/2022				Year Ended 31/03/2021			
	Unrestricted	Restricted	Endowment	Total	Unrestricted	Restricted	Endowment	Total
	£	£	£	£	£	£	£	£
Programme costs - Facilitators, travel, food, cleaning, and equipment	155,595			0	146,266			146,266
Facilities improvements, repairs, refurbishment, and depreciation	63,960			0	55,657			55,657
Marketing and PR	5,647			0	8,813			8,813
Fixed Asset Impairment - EBC Settlement	0			0	0			0
Support Costs (Note 7)	242,793			0	184,703			184,703
	467,995	0	0	0	395,439	0	0	395,439

7. Support and Governance Costs	Year Ended 31/03/2022				Year Ended 31/03/2021			
	Unrestricted	Restricted	Endowment	Total	Unrestricted	Restricted	Endowment	Total
	£	£	£	£	£	£	£	£
Wages and Social Security	178,357			0	134,020			134,020
Pension	4,147			0	1,897			1,897
Repairs, Renewals and Facility Improvements	130			0	0			0
Utilities	8,516			0	14,160			14,160
Other Costs	41,670			0	28,473			28,473
Accountancy – governance	6,987			0	4,000			4,000
Other Professional – governance	2,486			0	1,653			1,653
Reporting Accountant Fees – governance	500			0	500			500
	242,793	0	0	0	184,703	0	0	184,703
<hr/>								
8. Separate Material Item of Expense	Year Ended 31/03/2022				Year Ended 31/03/2021			
	Unrestricted	Restricted	Endowment	Total	Unrestricted	Restricted	Endowment	Total
	£	£	£	£	£	£	£	£
Remedial costs on freehold properties prior to sale	0			0	0			0
	0	0	0	0	0	0	0	0

9. Other Expenditure			Year Ended	Year Ended						
			31-Mar- 22	31-Mar-21						
			£	£						
Adjustment to FY20-21 accounts			(8,143)	0						
			0	0						
			<u>(8,143)</u>	<u>0</u>						
10. Net Incoming/(Outgoing) Resources										
Net resources are stated after charging/(crediting):			Year Ended	Year Ended						
			31-Mar- 22	31-Mar-21						
			£	£						
Depreciation - owned assets			29,741	31,353						
Surplus on disposal of fixed assets			0	0						
			<u>29,741</u>	<u>31,353</u>						

11. Trustees' Remuneration and Benefits											
No trustee received any remuneration or other benefits in respect of their role as trustee (2021 : Nil)											
Travel expenses totalling NIL were reimbursed in FY20 (NIL in 2019)											
12. Staff Costs			Year Ended	Year Ended							
			31-Mar-22	31-Mar-21							
			£	£							
Wages and Salaries			176,609	127,342							
Social Security Costs			1,748	6,678							
			178,357	134,020							
Pension contributions of £4,147 were paid in the period under an auto enrolment scheme (2020 : £1,399)											
No bonuses costs were incurred in the period (2020 : Nil)											

The average number of employees during the year was as follows:			Year Ended	Year Ended						
			31-Mar-22	31-Mar-21						
Operations - Full Time Equivalent			4	4	9 P/T					
No employee earned more than £60,000 in either financial year.										
13. Tangible Fixed Assets		Land and Buildings	Plant and Machinery	Totals						
		£	£	£						
Cost										
At 1 April 2021		2,305,097	68,067	2,373,164						
Additions		1,779	100	1,879						
Disposals		0	0	0						
At 31 March 2022		2,306,876	68,167	2,375,043						

Depreciation													
At 1 April 2021		217,741	54,452	272,193									
Charge for year		26,918	2,823	29,741									
Eliminated on disposal		0	0	0									
At 31 March 2022		244,659	57,275	301,934									
Net Book Value													
At 31 March 2022		2,062,217	10,892	2,073,109									
At 1 April 2021		2,087,356	13,615	2,100,971									
14. Debtors: Amounts Falling Due Within One Year			Year Ended	Year Ended									
			31-Mar-22	31-Mar-21									
			£	£									
Trade Debtors			10,481	3561									
HMRC Debtor				76090									
Other Debtors			0	115									
			10,481	79766									

15. Creditors: Amounts Falling Due Within One Year			Year Ended	Year Ended						
			31-Mar-22	31-Mar-21						
			£	£						
Trade Creditors			8,642	3813						
Taxation, Social Security and Pension			2,023	7592						
VAT Creditor			32,753	9416						
Other Creditors - Accruals and Deferred Income			55,137	40982						
			98,555	61,803						
16. Movement in deferred income account			Year Ended	Year Ended						
			31-Mar-22	31-Mar-21						
			£	£						
Balance at the start of the reporting period			30,812	22,688	Income is deferred where customer payments have been received for activities in future periods. The deferred income is released in the relevant period to be matched against costs incurred					
Amounts added in current period			130,510	199,126						

Amounts released to income from previous periods			-108,185	-191,002						
Balance at the end of the reporting period			53,137	30,812						
17. Movement in Funds	At 1 April 2021	Net movement in funds	Transfers between funds	At 31 March 2022						
	£	£	£	£						
Unrestricted funds										
General Fund	1,255,775	(214,164)	0	1,041,611						
Restricted Funds										
Catalyst Bursary	11,271	0	0	11,271	To help those on a low income to participate on Catalyst					
Start	216	0	0	216	For transport to enable refugees from Exeter to come and volunteer at Embercombe					
	11,487	0	0	11,487						
Endowment Funds	914,993	0	0	914,993	The endowment fund represents the gift of the freehold property to the trust together with expenditure by the previous trust on the property at Embercombe, prior to the company being formed.					
Total Funds	2,182,255	(214,164)	0	1,968,091						

	Incoming Resources	Resources Expended	Movement in Funds						
18. Net movement in funds, included in the above are as follows:	£	£	£						
Unrestricted funds	245,688	(459,852)	(214,164)						
Total Funds	245,688	(459,852)	(214,164)						
19. Analysis of net assets between funds	Fixed Assets	Current Assets	Current Liabilities						
Unrestricted	1,158,116	11,871	(128,376)						
Restricted		11,487							
Endowment	914,993								
	2,073,109	23,358	(128,376)						
20. Related Party Transactions	During the year to 31 March 2022, no fees were paid to Trustees.								

21. Share Capital and Members Liability	The company is limited by guarantee. In the event of the company being wound up, the liability of each member is limited to £1.								
22. Control	The Charity is under the effective control of its Trustees.								
23. Reconciliation of net movement in funds to net cash flows from operating activities			Year Ended	Year Ended					
			31-Mar-22	31-Mar-21					
			£	£					
Net movement in funds			(214,165)	51,854					
Decrease/(Increase) in stock			-22	-78					
Decrease/(Increase) in debtors			69,285	-71,745					
Increase/(Decrease) in creditors			36,573	21,452					
Depreciation charge			29,741	31,353					
			(78,588)	32,836					

EMBERCOMBE

England & Wales - Charity number 1116793

Accounts

Embercombe - a company limited by guarantee

Annual Report

Year Ended 31 March 2021

Company Registration Number 05943952

Charity Registration Number 1116793

Contents

	Page
Trustees Annual Report	3 – 8
Statement of Trustees Responsibilities	9
Independent Examiners Report	10 - 11
Statement of Financial Activities	12 - 13
Balance Sheet	14
Statement of Cash Flows	15 - 16
Notes to Financial Statements and Accounting Policies	16 - 35

TRUSTEES ANNUAL REPORT

The Trustees, who are also directors for the purposes of company law, submit their report and the unaudited financial statements of the Trust for the year ended 31 March 2021. The accounts have been prepared in accordance with the accounting policies set out in note 1 to the accounts, and comply with the Company's Memorandum and Articles of Association, the Charities Act 2011, the Companies Act 2006 and Accounting and Reporting by Charities: Statement of Recommended Practice applicable to charities preparing their accounts in accordance with the Financial Reporting Standard applicable in the UK and Republic of Ireland (FRS 102), which was published on 16 July 2014. This report includes the Directors Report as required by Company Law.

REFERENCE AND ADMINISTRATIVE DETAILS

Registered Company number: 5943952 (England and Wales)

Registered Charity Number: 1116793

Registered Office:

Embercombe

Higher Ashton

Exeter

Devon

EX6 7QT

Trustees

Charles Anderson (appointed July 2016)

Ruth Dobson (appointed September 2017)

Rosa Sommer Martin (appointed December 2017)

Jon Rae (appointed December 2017)

Jacqueline Davis (appointed November 2019)

Bankers

The Co-Operative Bank

Skelmersdale

WN8 6WT

1. Structure and Governance

The objects of the company are to promote all purposes which are charitable under the laws of England and Wales.

Governing Document

Embercombe is a charitable company limited by guarantee, having no share capital, incorporated under the Companies Act and governed in accordance with the Memorandum and Articles of Association dated 22 September 2006 and amended October 2015. It is a registered charity.

2. Our Aims and Objectives

Embercombe's mission is to empower people and organisations to take action for a regenerative and flourishing world for all.

We run residential and online educational programmes and venue hires from our 50-acre site in rural Devon. We have pastures, woodlands, gardens, a lake, simple yurt accommodation, kitchens providing delicious organic vegan food and 'back-to-nature' meeting and teaching spaces.

In order to provide an appropriate land-based container and hands-on example for our work, we are rewilding our land, inviting volunteers to learn practical land-based skills and working with local landowners to create wild corridors in our area.

All of our educational programmes are built on connecting with nature, rewilding places and people, community building and soul-centred transformative experience. We encourage our participants to explore the 'Twin Trail' – the two parallel paths of personal transformation, the inner path of self-development, and the outer path of action.

Our philosophy is based on the concept of the 'Children's Fire', a reminder for us to consider only actions and behaviours which are most likely to support the flourishing of future generations of all species.

We are run by a small, part-time staff team, and a team of residential assistants and local volunteers.

Ensuring our work delivers our aims

The Charities Act 2006 introduced the requirement for charities to show they provided public benefit. The Trustees have reviewed the object, goals, services and objectives of the charity in the light of this requirement and can confirm that Embercombe serves the public benefit. This Trustees' Annual report continues to evidence how the charity strives to meet these needs.

The focus of our work for the year

The main objectives for the year 2020-2021 were to:

1. achieve financial sustainability from our educational courses, programmes and venue hires, making sure that all direct and indirect costs of our operation are covered by income; and
2. develop additional income streams that will allow us to further develop and deliver the charitable aims of Embercombe, maintain and improve our site and buildings, and provide additional resource capacity within our staff team.

3. Our Activities

In order to achieve these objectives we:

- i) planned a full residential programme of courses and venue hires from March - November 2020, and February - March 2021;
- ii) planned a number of day hire bookings as an additional income stream; and
- iii) developed plans to run an online workshop and events programme as an additional income stream.

4. Our Progress

We arrived at the beginning of March 2020 with a full programme for the 2020 season, with projected income looking stronger than for several years previously and a high level of confidence that sustainability would be attained in the 20/21 financial year.

With a full staff team on salary and assistants already recruited, we started a strong season with two sold out courses in the first weeks of March. Sadly, only weeks into our season, COVID lock-down meant that we had to shut the site and postpone all of our courses, venue hires and events indefinitely. All deposits and course bookings were placed in ring-fence at this point and the operational staff were furloughed.

A great advantage, and the primary reason we survived, is that we arrived in this situation having already laid plans to launch an online platform at the beginning of the season. This paid off during the COVID lockdown when we were able to test our fledgling platform using free content, to an audience that were very eager to engage in online connection. Our viewer numbers were immediately very high, allowing us to reach people around the world.

This was to form the basis on an alternative income stream from paid-for online workshops which we were able to offer in Autumn and Winter 20/21 which supplemented government grants and salary furlough for a large proportion of our staff. During the year, bookings for future residential programmes also continued, and thanks to confidence and patience from our participants we did not need to make refunds for events that needed to be rescheduled over this time.

For 3 months of the 20/21 financial year, we were able to deliver some residential programmes in-between lock-downs, using a strict COVID-safe protocol. This was possible due to our large indoor spaces which worked well for social distancing and allowed us to make good use of our outdoor teaching and eating facilities and single person yurt accommodation.

5. Plans for future period

We begin the 21/22 year in a strong trading position, despite the challenges of COVID, and the Trustees are pleased to report that the organisation remains a going concern.

We have sold out residential courses and a back-to-back season of venue hires and events - the delivery of which depend on COVID restrictions. We have found that our participants and clients have an increased appetite for the educational work that we offer - returning to the land, finding community and restoring a deeper sense of connection with the natural world.

Our online programme will be a strong income stream into the future, for courses and conferences and debates. We are developing online-only and blended versions of our residential programmes to make our offerings more accessible to an international audience and attract the best teachers in our subject area from around the world - thus making us more COVID secure and able to cut down on international travel.

We will continue the rewilding of our land and welcoming people to come and help us achieve our land management plans in a series of seasonal rewilding camps, in partnership with international organisation Ecosystem Restoration Camps.

In addition to working to ensure our financial sustainability, there are two priorities for the forthcoming financial year:

1. To revisit our charitable objectives and consider how we deliver against these in a more specific way, by developing programmes and partnerships with organisations who can help us bring people onto the land that would not have the chance otherwise; and
2. To focus on fundraising to allow us i) to start work on the building works required under our site Masterplan; ii) to employ more staff to take us above a minimum viable team; iii) to allow us to invite more people to attend our programmes on paid-for bursary places and iv) to help us to continue develop our programming to world-class standard.

6. Financial Review

Results for the Year

Income from Charitable Activities, which include our programmes, events and venue hires for all beneficiary groups, amounted to £324,149 - an improvement on previous years (£198,049 in 19/20, £77,273 in 18/19). This figure includes a partial exemption of £76,090 which has been agreed in principle by HMRC but has not been received at year end. The amount is carried in the balance sheet as HMRC debtor.

In 17/18 when the organisation was last operating at full capacity, prior to a full revisioning and restructure, the income from charitable activities was £280,498. This is the benchmark that the organisation has been working towards for the past two years, and this year has surpassed, once the VAT partial exemption is realised for our educational activities.

Because of the COVID restrictions, the 20/21 income from our Charitable Activities was supplemented by £115,088 in grants and furlough, with an additional £7,855 of donations, which brought the total incoming resources in 20/21 to £447,092.

Expenditure on charitable activities was £395,439, compared with £356,736 in the previous year (£344,605 for 18/19, £529,844 for 17/18). This trajectory shows that even by expanding our activities and income, continual efficiency measures within the organisation, and the addition of an online income, we are driving improvements in expenditure.

The result for 20/21 was net incoming resources of £51,653, compared with a net outgoing of £153,489 in 19/20 (outgoing £232,602 in 18/19, outgoing £253,974 in 17/18).

Donations in this year were £7,855, slightly up on £5,198 in 19/20, but still considerably less than in previous years when there was more dependence on donated funds - £34,730 in 18/19 and £59,851 in 17/18. Our focus in this year has been on direct income generating activities, but a priority for the next financial year, as stated above, is to develop our grant-body fundraising and private donation.

Net incoming cash flow over the year was £32,836 resulting in year-end cash balances of £92,944. The net current asset at the close of the financial year was £81,285.

Reserves

The Board has over the last year monitored the reserve position closely, keeping cash flow forecast and expenditure under constant review. Our reserve policy going forward is to increase and maintain reserves at 6 times the monthly operating cost of the organisation.

The Charity's reserves position at the year-end was as follows:

Reserve				<u>FY20-21</u>	<u>FY19-20</u>
Unrestricted Funds - Reserves				69,797	-13,209
Fixed Assets				1,185,978	1,217,331
Restricted Funds				11,487	11,287
Endowment Funds				914,993	914,993
Total				2,182,255	2,130,402

Annual operating expenditure					395,439	356,736
Ratio of reserves to annual operating expenditure					0.18	-0.04

(Endowment Funds – The endowment represents the gift of the freehold property to the charity together with expenditure by the previous trust on the property at Embercombe, prior to the company being formed)

Principal Risks and Uncertainties

During this financial period the primary risk and uncertainty was the COVID lockdown which meant that the organisation was unable to deliver its residential programme which is the primary income stream. A fast move to online course provision meant that we were able to achieve a second income stream. This, combined with careful ring-fencing of deposits, transparent communications with our participants, and responsive and emergent programming of residential courses and events between lock-downs, has meant that we have achieved a position of confidence for the next financial period.

Public Benefit Obligation also mentioned above

Embercombe meets its public benefit obligation by providing educational courses, experiences and events to adults, young persons, families and organisations, to empower them to take action for a regenerative and flourishing world for all. As well as paid for events, we include free events, on site and online, bursary (supported) places on all of our residential programmes and we trainings and land-based opportunities for local volunteers.

Embercombe welcomes and supports participants and organisations from all backgrounds and does not discriminate on the basis of age, gender, race, religion, political persuasion or on any other basis.

The Trustees consider that any personal benefit received by individuals or organisations attending its events is in addition to the Charity's broader goal of bringing about a flourishing world for all. In making this statement the Trustees have had regard to the Charity Commission's guidance on public benefit.

The Board of Trustees

Embercombe's Trustees are selected to fill specific skills needs on the Board, to ensure diversity is maintained and for the ability to contribute time and energy in service of Embercombe's mission. They are appointed following an interview process with the Chair of Trustees and at least one other Trustee and attendance as an observer for at least one Trustee Board meeting.

Trustees are issued with the Charities Commission guidelines "The Essential Trustee".

Board Changes

There has been no change to the Board of Trustees over this period.

Organisational Structure

During the year to 31 March 2021 the Charity was run by a Director, reporting to the Board of Trustees and a small staff team reporting to the Director - a core team covering administration, marketing and communications, customer liaison and site management, and an operations team covering hosting, house and kitchen for the purposes of programme and event delivery.

Internal Control & Risk Management

The Trustees acknowledge overall responsibility for Embercombe's internal controls and risk management. The annual budget, prepared by the Director is approved by the Trustees after detailed scrutiny. The financial reporting system compares income and expenditure against budget on a monthly and quarterly basis.

The various risks facing the Charity and their means of mitigation are recorded in a Risk Register that is updated before every Board meeting and reviewed by the Trustees at that meeting.

Pay Policy


The Board is responsible for setting remuneration policy for the Director. It agrees the appointment of the Director and remuneration, as well as the budget within which the Director can negotiate salaries and contracts. The Board gives final approval of the overall cost of salaries and contracts.

The Board pays attention to remuneration levels in the sector in determining salaries and fees. They are set having regard to responsibilities, pay levels for comparable positions and available resources.

Small Company Provisions

This report has been prepared in accordance with the small companies' regime under the Companies Act 2006.

The annual report was Approved by the Trustees of the charity and signed on its behalf by:



Charles Anderson – Chair of Trustees

Date – 29/12/2021

Trustees Responsibilities

Charity Law in England and Wales requires the Trustees to prepare financial statements for each financial year which give a true and fair view of the state of affairs of the charitable company's financial activities during the year and of its financial position at the end of the year. In preparing those financial statements, the Trustees should follow best practice and:

- select suitable accounting policies and then apply them consistently;
- observe the methods and principles in the applicable Charities SORP;
- make judgements that are reasonable and prudent;
- state whether the applicable UK Accounting Standards have been followed, subject to any material departures disclosed and explained in the financial statements; and
- prepare the financial statements on the ongoing concern basis unless it is inappropriate to presume that the charity will continue its operations.

The Trustees are responsible for keeping accounting records that are sufficient to show and explain the charitable company's transactions and disclose with reasonable accuracy at any time the financial position of the charitable company and to enable them to ensure that the financial statements comply with the Companies Act 2006. They are also responsible for safeguarding the assets of the charitable company and hence for taking reasonable steps for the prevention and detection of fraud or other irregularities.


Embercombe selects and appoints Trustees in line with current Charities Commission guidelines seeking to balance the expertise and professional experience of Board members.

In so far as the Trustees are aware:

There is no relevant accounts information of which the charitable company is unaware;

The Trustees have taken all steps that they ought to have taken, to make themselves aware of any relevant accounts information and to establish that the independent examiner is aware of that information.

The Trustees are responsible for the maintenance and integrity of the corporate and financial information included on the charitable company's web site. Legislation in the United Kingdom governing the preparation and dissemination of financial statements may differ from legislation in other jurisdictions.



Charles Anderson – Chair of Trustees

Date – 29/12/2021



CHARITY COMMISSION
FOR ENGLAND AND WALES

**Independent examiner's report
on the accounts**



**Report to the
trustees/directors/
members of**

Embercombe

**On accounts for the year
ended**

31 March 2020

Charity no.:

1116793

Company no.:

05943952

Set out on pages

14-39

**Responsibilities and
basis of report**

I report to the charity trustees on my examination of the accounts of the Company for the year ended **31 / 03 / 2020**

As the charity's trustees of the Company (who are also the directors of the company for the purposes of company law), you are responsible for the preparation of the accounts in accordance with the requirements of the Companies Act 2006 ("the 2006 Act").

Having satisfied myself that the accounts of the Company are not required to be audited for this year under Part 16 of the 2006 Act and are eligible for independent examination, I report in respect of my examination of your charity's accounts as carried out under section 145 of the Charities Act 2011

**Independent
examiner's statement**

("the 2011 Act"). In carrying out my examination, I have followed the Directions given by the Charity Commission (under section 145(5)(b) of the 2011 Act.


I have completed my examination. I confirm that no material matters have come to my attention (other than that disclosed below *) which gives me cause to believe that:

- accounting records were not kept in accordance with section 386 of the Companies Act 2006; or
- the accounts do not accord with such records; or
- the accounts do not comply with relevant accounting requirements under section 396 of the Companies Act 2006 other than any requirement that the accounts give a 'true and fair' view which is not a matter considered as part of an independent examination; or
- the accounts have not been prepared in accordance with the Charities SORP (FRS102).

I have no concerns and have come across no other matters in connection with the examination to which attention should be drawn in this report in order to enable a proper understanding of the accounts to be reached.

** Please delete the words in the brackets if they do not apply.*

Signed:



Date:

21 December 2021

Name:

Bertram Andrew Northmore FCMA

**Relevant professional
qualification(s) or body
(if any):**

Chartered Institute of Management Accountants

Address:

Northmore Business Associates Ltd

Tor View Office, Fore Street Tamerton Foliot

Plymouth, Devon PL5 4NA

Embercombe						
Statement of Financial						
Activities						
for the Year Ended 31						
March 2021						
					Year Ended	Year Ended
					31-Mar-21	31-Mar-20
		Unrestricted Funds	Restricted Funds	Endowment Funds	Total Funds	Total Funds
	Notes	£	£	£	£	£
Income from:						
Donations	2	7,855	0		7,855	5,198
Charitable Activities	3	324,149	0		324,149	198,049
Investment Income	4	0			0	0
Grant Income	5	115,088		0	115,088	0
Other						
					0	0
Total Incoming resources		447,092	0	0	447,092	203,247
Expenditure on						
Raising Funds						
Charitable activities	6	395,439	0	0	395,439	356,736
Separate Material Item of Expense	8	0			0	0
Other	9	0			0	0
Total resources expended		395,439	0	0	395,439	356,736
Net Incoming/(Outgoing) Resources before transfers	10	51,653	0	0	51,653	-153,489

Gross transfers between funds					0	
Net Incoming/(Outgoing) Resources		51,653	0	0	51,653	-153,489
Reconciliation of Funds						
Total funds brought forward		1,204,122	11,487	914,993	2,130,602	2,283,891
Total Funds Carried Forward		1,255,775	11,487	914,993	2,182,255	2,130,402
Note -						
Of the Total Funds Carried Forward,						
the amount invested in fixed assets is:		1,185,978		914,993	2,100,971	2,132,324

The statement of financial activities includes all gains and losses recognised in the year.

All income and expenditure derive from continuing activities.

Embercombe						
Balance Sheet						
As at 31 March 2021						
					Year Ended	Year Ended
					31-Mar-21	31-Mar-20
		Unrestricted Funds	Restricted Funds	Endowment Funds	Total Funds	Total Funds
	Notes	£	£	£	£	£
Fixed Assets						
Tangible Assets	13	1,185,978		914,993	2,100,971	2,132,324
Current Assets						
Stock		378			378	300
Debtors	14	79,766			79,766	8,021
Cash at bank		81,457	11,487		92,944	60,108
Total Current Assets		161,601	11,487	0	173,0188	68,429
Current Liabilities						
Creditors - amounts falling due within one year	15	-91,803	0		-91,803	-70,351
Net Current Assets		69,798	11,487	0	81,285	-1,922
Total Assets less Current Liabilities		1,255,776	11,487	914,993	2,182,256	2,130,402
Net Assets		1,255,776	11,487	914,993	2,182,256	2,130,402
Funds						
Unrestricted funds					1,255,776	1,204,122
Restricted funds					11,287	11,287
Endowment funds					914,993	914,993
Total Funds	18				2,182,256	2,130,402

Company Registration Number 05943952

Charity Registration Number 1116793


For the financial year ending March 2021 the charity was entitled to exemption from audit under section 477 of the Companies Act 2006 relating to small companies.

Directors' responsibilities:

- The members have not required the charity to obtain an audit of its accounts for the year in question in accordance with section 476; and
- The directors acknowledge their responsibilities for complying with the requirements of the Act with respect to accounting records and the preparation of accounts.

These accounts have been prepared in accordance with the provisions applicable to companies subject to the small Companies regime.

The financial statements on pages 13 to 37 were approved by the Trustees and authorised for issue on 29/12/2021 and signed on their behalf by Charles Anderson – Chair of Trustees.



Charles Anderson – Chair of Trustees

Date – 29/12/2021

Embercombe			
Statement of Cash Flows			
At 31 March 2021			
		Year Ended	Year Ended
		31-Mar-21	31-Mar-20
		£	£
Net cash provided by/(used in) operating activities	19	32,836	-95,694
Cash Flows from Investing Activities			
Interest		0	0
Purchase of tangible fixed assets		0	-59,185
Net Proceeds from sale of fixed assets		0	4,295
Ex Gratia and Redundancy Payments		0	0
Sub total		0	-54,890
Change in cash and cash equivalents in the year		32,836	-150,584
Cash and cash equivalents at the beginning of the year		60,108	210,692

Cash and cash equivalents at the end of the year		92,944	60,108
		0	0

Notes to the Financial Statements

Embercombe, For the Year Ended 31 March 2021

Accounting Policies

Basis of preparation

The financial statements have been prepared under the historical cost convention with items being recognised at cost or transaction value unless otherwise stated in the notes to these accounts.

The financial statements have been prepared in accordance with Accounting and Reporting by Charities: Statement of Recommended Practice applicable to Charities preparing their accounts in accordance with the Financial Reporting Standard applicable in the UK and Republic of Ireland (FRS 102) (Charities SORP FRS 102 effective 1 January 2019), with FRS 102 and with the requirements of the Companies Act 2006 and the Charities Act 2011.

The Charity constitutes a policy benefit entity as defined by FRS 102.

Critical accounting estimates and areas of judgement

The items in the financial statements where the Trustees have had to make significant judgements and estimates include:

- The estimates of the useful economic lives of the tangible fixed assets used to determine the depreciation charge
- The basis on which support costs have been allocated across the various expenditure headings
- The accounting for the Linhay property which was valued at lower cost and not realisable value and supported by a professional validation

Assessment of on-going concern

Proceeds from the sale of cottages, coupled with the minimisation of senior management overheads, leads the Trustees to conclude that a going concern assumption continues to be appropriate for the preparation of the financial statements.

Income

All income is included in the Statement of Financial Activities when the Charity is legally entitled to the income, the amount can be quantified with reasonable accuracy and it is probable that the income will be recovered.

Expenditure is accounted for on an accruals basis and has been classified under headings that integrate all costs related to the category. Expenditure comprises direct costs and support costs. Where costs cannot be directly attributed to particular headings, they have been allocated to activities on a basis consistent with the use of resources. Grants offered subject to conditions which have not been met at the year-end date are noted as a commitment but not accrued expenditure.

Support Costs

Support costs represent indirect charitable expenditure and include governance costs. Support costs include salaries of office-based staff, facilities and premises costs, insurance and bank charges, information systems, communications and other general services.

Support costs are allocated to other headings on a reasonable basis.

Tangible fixed assets

Depreciation is provided at the following annual rates in order to write off each asset over its estimated useful life as follows:

Land and Buildings

Straight line over 10 to 50 years on buildings only

Plant and Machinery

20% on reducing balance

Debtors

Debtors are recognised at their settlement amount less any provision for non-recoverability.

Creditors and Provisions

Creditors and provisions are recognised when there is an obligation which is likely to result in the transfer of economic resources and the amount of such transfer can be estimated reliably. The amount recognised is the amount which the charity anticipates it will pay to settle the obligation.

Taxation

The charity is exempt from corporation tax on its charitable activities.

Fund accounting

Unrestricted funds can be used in accordance with the charitable objectives at the discretion of the Trustees.

Restricted funds can only be used for particular restricted purposes within the objects of the Charity. Restrictions arise when specified by the donor or when funds are raised for particular restricted purposes.

Further explanation of the nature and purpose of each fund is included in the notes to the financial statements.

2. Donations	Year Ended 31/03/2021				Year Ended 31/03/2020			
	Unrestricted	Restricted	Endowment	Total	Unrestricted	Restricted	Endowment	Total
	£	£	£	£	£	£	£	£
Donations	7855	0	0	7855	5198	0	0	5198
3. Charitable Activities	Year Ended 31/03/2021				Year Ended 31/03/2020			
	Unrestricted	Restricted	Endowment	Total	Unrestricted	Restricted	Endowment	Total
	£	£	£	£	£	£	£	£
Charitable Activities	324149	0	0	324149	198049	0	0	198049
4. Investment Income	Year Ended 31/03/2021				Year Ended 31/03/2020			
	Unrestricted	Restricted	Endowment	Total	Unrestricted	Restricted	Endowment	Total
	£	£	£	£	£	£	£	£

Deposit Account Interest	0	0	0	0	0	0	0	0	0
5. Separate Material Item of Income	Year Ended 31/03/2021				Year Ended 31/03/2020				
	Unrestricted	Restricted	Endowment	Total	Unrestricted	Restricted	Endowment	Total	
	£	£	£	£	£	£	£	£	
Grant Income	115,088	0	0	115,088	0	0	0	0	
Unrestricted fund income equates to proceeds of sale. Endowment fund costs equate to acquisition cost of assets less accumulated depreciation .									
6. Expenditure on Charitable Activities	Year Ended 31/03/2021				Year Ended 31/03/2020				
	Unrestricted	Restricted	Endowment	Total	Unrestricted	Restricted	Endowment	Total	
	£	£	£	£	£	£	£	£	
Programme costs - Facilitators, travel, food, cleaning and equipment	146,266			146,266	125,430			125,430	
Facilities improvements, repairs, refurbishment and depreciation	55,657			55,657	71,748			71,748	

Marketing and PR	8,813			8,813	16,620			16,620
Fixed Asset Impairment - EBC Settlement					1,493			1,493
Support Costs (Note 7)	184,703			184,703	141,445			141,445
	395,439	0	0	395,439	356,736	0	0	356,736
7. Support and Governance Costs	Year Ended 31/03/2021				Year Ended 31/03/2020			
	Unrestricted	Restricted	Endowment	Total	Unrestricted	Restricted	Endowment	Total
	£	£	£	£	£	£	£	£
Wages and Social Security	134,020			134,020	72,755			72,755
Pension	1,897			1,897	1,399			1,399
Repairs, Renewals and Facility Improvements	0			0	0			0
Utilities	14,160			14,160	9,503			9,503
Other Costs	28,473			28,473	48,029			48,029

Accountancy - governance	4,000			4,000	8,000			8,000
Other Professional - governance	1,653			1,653	1,259			1,259
Reporting Accountant Fees - governance	500			500	500			500
	184,703	0	0	184,703	141,445	0	0	141,445
8. Separate Material Item of Expense	Year Ended 31/03/2021				Year Ended 31/03/2020			
	Unrestricted	Restricted	Endowment	Total	Unrestricted	Restricted	Endowment	Total
	£	£	£	£	£	£	£	£
Remedial costs on freehold properties prior to sale	0			0	0			0
	0	0	0	0	0	0	0	0

9. Other Expenditure			Year Ended	Year Ended							
			31-Mar-21	31-Mar-20							
Ex Gratia Payments			0	0							
Redundancy Payments			0	0							
			0	0							
Charitable Activities Expenditure by fund:											
Unrestricted			0	0							
Restricted			0	0							
Endowment			0	0							
10. Net Incoming/(Outgoing) Resources											
Net resources are stated after charging/(crediting):			Year Ended	Year Ended							

			31-Mar-21	31-Mar-20						
			£	£						
Depreciation - owned assets			31,353	33,982						
Surplus on disposal of fixed assets				0						
<hr/>										
11. Trustees' Remuneration and Benefits										
No trustee received any remuneration or other benefits in respect of their role as trustee (2017 : Nil)										
Travel expenses totalling NIL were reimbursed in FY20 (NIL in 2019)										
<hr/>										
12. Staff Costs			Year Ended	Year Ended						
			31-Mar-21	31-Mar-20						
			£	£						
Wages and Salaries			127,342	70,406						
Social Security Costs			6,678	2,349						
			134,020	72,755						
<hr/>										

Pension contributions of £1,399 were paid in the period under an auto enrolment scheme (2019 : £546)											
No bonuses costs were incurred in the period (2019 : Nil)											
No Redundancy costs were incurred in the period (2019 : Nil)											
No Ex Gratia payments were incurred in the period (2019 : Nil)											
The average number of employees during the year was as follows:			Year Ended	Year Ended							
			31-Mar-21	31-Mar-20							
Operations - Full Time Equivalent			4	5							
The key management personnel of the Charity comprised the Managing Director and three FTE direct reports.											
The Managing Director's remuneration totalled £16,385 for the period April 2019 to March 2020 (2019 : £15,000), excluding employer's national insurance											

contributions of £1,666 (2019 : £1,489) and Employers Pension contributions of £399 (2019 : £240)											
No employee earned more than £60,000 in either financial year.											
The Trustees received no remuneration for their roles as trustees (2018 : Nil).											
Taxation_- The company is a registered charity. As such it is entitled to certain tax exemptions on income and profits from investments and surpluses on any trading activities carried on in the furtherance of the Charity's primary objectives provided that these profits and surpluses are applied solely for charitable purposes.											
13. Tangible Fixed Assets		Land and Buildings	Plant and Machinery	Totals							
		£	£	£							
Cost											
At 1 April 2020		2,305,097	68,067	2,373,164							
Additions		0	0	0							
Disposals		0	0	0							

At 31 March 2021		2,305,097	68,067	2,373,164						
Depreciation										
At 1 April 2020		189,792	51,048	240,840						
Charge for year		27,949	3,404	31,353						
Eliminated on disposal		0	0	0						
At 31 March 2021		217,741	54,452	272,193						
Net Book Value										
At 31 March 2021		2,087,356	13,615	2,100,971						
At 1 April 2020		2,115,305	17,019	2,132,324						
14. Debtors: Amounts Falling Due Within One Year			Year Ended	Year Ended						
			31-Mar-21	31-Mar-20						
			£	£						

Trade Debtors			3561	121						
Prepayments			0	1178						
HMRC Debtor			76090	6606	vat rebate					
Other Debtors			115	116						
			79766	8021						
15. Creditors: Amounts Falling Due Within One Year			Year Ended	Year Ended						
			31-Mar-21	31-Mar-20						
			£	£						
Trade Creditors			3813	0						
Taxation, Social Security and Pension			7592	6708						
VAT Creditor			9416	14763						
Other Creditors - Accruals and Deferred Income			40982	48880						
			61,803	39,702						

Income is deferred where customer payments have been received for activities in future periods. The deferred income is released in the relevant period to be matched against costs incurred													
Movement in deferred income account			Year Ended	Year Ended									
			31-Mar-21	31-Mar-20									
			£	£									
Balance at the start of the reporting period			22,688	22,060									
Amounts added in current period			199,126	193,751									
Amounts released to income from previous periods			-191,002	-193,123									
Balance at the end of the reporting period			30,812	22,688									
The Charity had no non-cancellable operating leases as at 31 March 2020 or 31 March 2019 and therefore had no payment commitments within 1 year, 2-5 years or after 5 years													

16. Movement in Funds										
	At 1 April 2021	Net movement in funds	Transfers between funds	At 31 March 2020						
	£	£	£	£						
Unrestricted funds										
General Fund	1,204,122	51,653	0	1,255,775						
Restricted Funds										
Awards For All (A&W)	0	0	0	0						
Catalyst Bursary	11,071	200	0	11,271						
Ecorys SP	0	0	0	0						
EU Fund - Sabina	0	0	0	0						
Northbrook	0	0	0	0						

Start	216	0	0	216						
Time to Shine	0	0	0	0						
	11,287	200	0	11,487						
Endowment Funds	914,993	0	0	914,993						
Total Funds	2,130,402	51,853	0	2,182,255						
		Incoming Resources	Resources Expended	Movement in Funds						
17. Net movement in funds, included in the above are as follows:		£	£	£						
Unrestricted funds		447,092	-395,439	51,653						
General Fund										
Restricted Funds										

Awards For All (A&W)		0	0	0						
Catalyst Bursary		0	0	0						
Ecorys SP		0	0	0						
EU Fund - Sabina		0	0	0						
Northbrook		0	0	0	Income booked in previous year should have gone to Unrestricted Funds (Tribe) - adjstuted in FY19					
Start		0	0	0						
Time to Shine		0	0	0						
		0	0	0						
Endowment Funds			0	0						
Total Funds		447,092	-395,439	51,653						

The endowment fund represents the gift of the freehold property to the trust together with expenditure by the previous trust on the property at Embercombe, prior to the company being formed.											
Awards For All (A&W)		For education materials									
Catalyst Bursary		To help those on a low income to participate on Catalyst									
Start		For transport to enable refugees from Exeter to come and volunteer at Embercombe									

18. Analysis of net assets between funds		Fixed Assets	Current Assets	Current Liabilities							
Unrestricted		1,185,978	161,601	-91,803							
Restricted			11,487								
Endowment		914,993									
		2,100,971	173,088	-91,803							
19. Related Party Transactions											
During the year to 31 March 2020, no fees were paid to Trustees.											
20. Share Capital and Members Liability											
The company is limited by guarantee. In the event of the company being wound up, the liability of each member is limited to £1.											
21. Control											

The Charity is under the effective control of its Trustees.												
22. Reconciliation of net movement in funds to net cash flows from operating activities			Year Ended	Year Ended								
			31-Mar-21	31-Mar-20								
			£	£								
Net movement in funds			51,854	-153489								
Investment income shown in investing activities			0	0								
Decrease/(Increase) in stock			-78	0								
Decrease/(Increase) in debtors			-74,745	-6,008								
Increase/(Decrease) in creditors			21,452	30,649								
Depreciation charge			31,353	33982								
Proceeds from sale of fixed assets			0	-4295								
Disposal of fixed assets			0	3467								
Remedial costs on freehold properties sold in period			0	0								

Ex Gratia and Redundancy Payments			0	0						
			32,836	-95694						
			0	0						
23. Contingent Liabilities and Subsequent Events										
During this period the Charity has undergone a period of testing of its new vision business plan, projected income streams and portfolio of offerings.										
Less income was achieved than expected for reasons detailed in the report, but a solid foundation was laid for the following year, based on the development of a second reliable income stream.										