

**PHOENIX DOMESTIC ABUSE SERVICES  
PHOENIX HOUSE  
SURGERY ROAD  
BLAINA**

**CHARITY NUMBER 1112039**

**FINANCIAL ACCOUNTS FOR THE YEAR ENDED 31<sup>st</sup> MARCH 2023**

**INDEX**

**Page**

<b>1</b>	<b>Independent Examiner's Report</b>
<b>2-3</b>	<b>Statement of Financial Activities</b>
<b>4</b>	<b>Balance Sheet</b>
<b>5-6</b>	<b>Notes to the Accounts</b>

## **Independent Examiner's Report to the Trustees of Phoenix Domestic Abuse Services**

I report to the trustees of Phoenix Domestic Abuse Services on the accounts for the year ended 31st March 2023.

### **Responsibilities and basis of report**

As the charity's trustees you are responsible for the preparation of the accounts in accordance with the requirements of the Charities Act 2011 ("the Act").

I report in respect of my examination of the Trust's accounts carried out under section 145 of the 2011 Act and in carrying out my examination, I have followed all the applicable Directions given by the Charity Commission under section 145(5)(b) of the Act.

### **Independent Examiner's statement**

The charity's gross income exceeded £250,000 and I am qualified to undertake the examination by being a qualified member of the Association of Chartered Certified Accountants.

I have completed my examination. I confirm that no material matters have come to my attention in connection with the examination which gives me cause to believe that in any material aspect:-

- (1) the accounting records were not kept in accordance with section 130 of the Charities Act or
- (2) the accounts did not accord with the accounting records or
- (3) the accounts did not comply with the applicable requirements concerning the form and content of accounts set out in the Charities (Accounts and Reports) Regulations 2008 other than any requirement that the accounts give a "true and fair" view which is not a matter considered as part of an independent examination.

I have no concerns and have come across no other matters in connection with the examination to which attention should be drawn in this report in order to enable a proper understanding of the accounts to be reached.

*Steve Drake*

Steve Drake  
Chartered Certified Accountant (F.C.C.A.)  
24 James Street, Ebbw Vale, Blaenau Gwent, NP23 6JG

11th September 2023

**PHOENIX DOMESTIC ABUSE SERVICES - CHARITY NUMBER 1112039**  
**ANNUAL ACCOUNTS FOR THE YEAR ENDED 31st MARCH 2023**  
**SECTION A - STATEMENT OF FINANCIAL ACTIVITIES**

	<u>Unrestricted</u> <u>Funds</u>	<u>Restricted</u> <u>Funds</u>	<u>2023</u>	<u>2022</u>
	£	£	£	£
<b><u>INCOMING RESOURCES</u></b>				
<b><u>Voluntary sources</u></b>				
Donations	3,473.35	-	3,473.35	5,173.54
<b><u>Grants received</u></b>				
Welsh Assembly Government - Youth Worker	-	35,618.00	35,618.00	35,618.00
Children in need	-	28,892.00	28,892.00	38,419.00
The National Lottery Community Fund - Rise and Thrive Project	-	103,678.50	103,678.50	98,347.50
Lloyds Foundation	27,250.00	-	27,250.00	25,000.00
Pilgrim Trust	-	-	-	15,000.00
Re Provide	-	35,000.00	35,000.00	60,523.44
CCBC Carers Fund	-	-	-	11,459.95
Charles Hayward Foundation	-	-	-	24,000.00
VAWDASV - IDVA - Torfaen	-	45,414.19	45,414.19	44,875.72
Masonic Charitable trust	-	17,264.00	17,264.00	-
B and Q Foundation	-	1,053.10	1,053.10	-
Moondance Foundation	-	56,720.00	56,720.00	42,277.00
Clothworkers Foundation	-	10,000.00	10,000.00	-
Caerphilly County Borough Council	97,923.00	-	97,923.00	98,850.00
VAWDASV - Cost of Living Grant	-	4,000.00	4,000.00	-
VAWDASV - Perpetrator Project	-	25,480.00	25,480.00	36,668.00
Perpetrator Intervention work	4,112.00	-	4,112.00	2,985.00
Torfaen CBC	33,500.00	-	33,500.00	-
Welsh Assembly Government - Capital	-	19,024.06	19,024.06	27,529.56
Home Office/PCC	-	234,737.67	234,737.67	352,233.00
<b>Income (Sub-Total)</b>	<b>166,258.35</b>	<b>616,881.52</b>	<b>783,139.87</b>	<b>918,959.71</b>
<b><u>Miscellaneous Resources</u></b>				
Training Provided	3,800.00	-	3,800.00	17,500.00
Suitability sessions and group interventions	3,718.80	-	3,718.80	6,818.82
Bank Interest received (Gross)	246.39	-	246.39	16.08
<b>TOTAL INCOMING RESOURCES</b>	<b>174,023.54</b>	<b>616,881.52</b>	<b>790,905.06</b>	<b>943,294.61</b>


**PHOENIX DOMESTIC ABUSE SERVICES - CHARITY NUMBER 1112039**  
**ANNUAL ACCOUNTS FOR THE YEAR ENDED 31st MARCH 2023**  
**SECTION A - STATEMENT OF FINANCIAL ACTIVITIES (CONT'D)**

	<u>Unrestricted</u> <u>Funds</u>	<u>Restricted</u> <u>Funds</u>	<u>2023</u>	<u>2022</u>
	£	£	£	£
<b><u>RESOURCES EXPENDED</u></b>				
Client Expenses	77.68	11,726.34	11,804.02	12,594.87
Employee Wages and NIC	143,522.93	511,268.11	654,791.04	649,596.82
Employee Pension Costs	12,505.83	39,839.70	52,345.53	19,591.52
Employee Training Costs	952.80	3,720.46	4,673.26	10,367.38
Publicity, Promotions and Leaflets	-	389.23	389.23	2,874.32
Travelling Expenses	2,837.88	9,650.32	12,488.20	8,999.18
Gas and Electricity Costs	725.97	3,294.20	4,020.17	4,455.71
Insurance Costs (Incl. Healthcare)	3,428.55	11,509.59	14,938.14	12,774.25
Telephone, Fax and Internet	2,470.98	14,157.16	16,628.14	14,222.23
Printing, Postage and Stationery	337.66	1,707.11	2,044.77	2,715.01
Repairs, Renewals and Refuse Collections	356.53	26,696.26	27,052.79	19,443.69
Accountancy	-	1,800.00	1,800.00	1,800.00
Cleaning	365.54	1,270.88	1,636.42	1,898.76
Computer Software and Support	401.71	7,681.46	8,083.17	6,686.69
Water Rates	-	455.78	455.78	599.91
Computer equipment/Equipment repairs	35.98	4,553.96	4,589.94	12,775.63
Licences and Subscriptions	296.00	651.05	947.05	-
Legal and Professional fees	6,260.00	6,995.00	13,255.00	5,333.73
Companies House fees	763.00	-	763.00	388.00
Bank Charges	8.50	121.54	130.04	143.29
Equipment leasing	-	2,732.88	2,732.88	3,380.88
Room hire, Canteen and Welfare	2,828.44	3,658.35	6,486.79	15,976.89
<b>TOTAL RESOURCES EXPENDED</b>	<b>178,175.98</b>	<b>663,879.38</b>	<b>842,055.36</b>	<b>806,618.76</b>
<b>NET INCOMING/(OUTGOING) RESOURCES</b>	<b>(4,152.44)</b>	<b>(46,997.86)</b>	<b>(51,150.30)</b>	<b>136,675.85</b>
<b>TOTAL FUNDS BROUGHT FORWARD</b>	<b>162,023.14</b>	<b>390,292.37</b>	<b>552,315.51</b>	<b>415,639.66</b>
<b>TOTAL FUNDS CARRIED FORWARD</b>	<b>157,870.70</b>	<b>343,294.51</b>	<b>501,165.21</b>	<b>552,315.51</b>

**PHOENIX DOMESTIC ABUSE SERVICES**  
**SECTION B - BALANCE SHEET AS AT 31ST MARCH 2023**

	Note	<u>2023</u> £	<u>2022</u> £
<b><u>FIXED ASSETS</u></b>			
Freehold property at cost - Phoenix House, Surgery Road, Blaina (Incl. Enhancement expenditure)		216,752.80	216,752.80
<b><u>CURRENT ASSETS</u></b>			
Debtors and Prepayments	4	125,009.46	94,149.90
Cash at bank and in hand	5	171,934.27	303,163.43
<b>TOTAL ASSETS</b>		<b>513,696.53</b>	<b>614,066.13</b>
<b><u>CREDITORS: AMOUNTS FALLING DUE WITHIN ONE YEAR</u></b>			
Expense creditors	6	12,531.32	61,750.62
<b>NET ASSETS</b>		<b>501,165.21</b>	<b>552,315.51</b>
<b><u>FUNDS OF THE CHARITY</u></b>			
Unrestricted funds		157,870.70	162,023.14
Restricted Income funds		343,294.51	390,292.37
<b>TOTAL FUNDS</b>		<b>501,165.21</b>	<b>552,315.51</b>

Signed by the following two trustees  
on behalf of all the trustees



Signature

Print Name

Date of Approval

SONIA BEHR 2/11/23



J. MORAN 8/11/23

**PHOENIX DOMESTIC ABUSE SERVICES**  
**NOTES TO THE ACCOUNTS**

**NOTE 1 - BASIS OF PREPARATION**

**1.1 Basis of accounting**

These accounts have been prepared under the historical cost convention with items recognised at cost or transaction value unless otherwise stated in the relevant notes to these accounts.

The accounts have been prepared in accordance with:

- (i) the statement of Recommended Practice: Accounting and Reporting by Charities preparing their accounts in accordance with the Financial Reporting Standard applicable in the UK and Republic of Ireland (FRS 102) issued on 16 July 2014 and with,
- (ii) the Charities Act 2011.

**1.2 Change in basis of accounting**

There has been no change to the accounting policies (valuation rules and methods of accounting) since last year.

**1.3 Changes to previous accounts**

No changes have been made to accounts for previous years.

**NOTE 2 - ACCOUNTING POLICIES**

**INCOMING RESOURCES**

**2.1 Recognition of Incoming resources**

These are included in the Statement of Financial Activities when:

- (i) the charity becomes entitled to the resources;
- (ii) the trustees are virtually certain they will receive the resources; and
- (iii) the monetary value can be measured with sufficient reliability.

**2.2 Incoming resources with related expenditure**

Where incoming resources have related expenditure, the incoming resources and related expenditure are reported gross in the Statement of Financial Activities.

**2.3 Grants and donations**

Grants and donations are only included in the Statement of Financial Activities when the Charity has unconditional entitlement to the resources.

**2.4 Investment Income**

This is included in the accounts when receivable.

**EXPENDITURE AND LIABILITIES**

**2.5 Liability recognition**

Liabilities are recognized as soon as there is a legal or constructive obligation committing the charity to pay out the resources.

**NOTE 3 - DETAILS OF CERTAIN ITEMS OF EXPENDITURE**

**3.1 Fees for examination of the accounts**

	<b><u>2023 (£)</u></b>	<b><u>2022 (£)</u></b>
Independent examiner's fees for reporting on the accounts	1,800.00	1,800.00

**PHOENIX DOMESTIC ABUSE SERVICES**  
**NOTES TO THE ACCOUNTS (CONT'D)**

**NOTE 4 - DEBTORS AND PREPAYMENTS**

Analysis of debtors: amounts falling due within one year

	<b><u>2023 (£)</u></b>	<b><u>2022 (£)</u></b>
Violence against Women, Domestic Abuse.	20,381.32	11,073.03
Pilgrim Trust	-	15,000.00
RCTBC	-	450.00
GMB Union	-	500.00
Blaenau Gwent Borough Council	-	8,904.50
Moondance Foundation	£ (67,138.00)	-
Blaenau Gwent and Caerphilly Workforce dev. Team	£ 400.00	-
Clothworkers foundation	£ 10,000.00	-
Welsh Assembly Government	19,024.06	27,529.56
Caerphilly County Borough Council	23,983.25	24,480.75
Police and Crime commissioner for Gwent	118,358.83	-
Prepayments	-	2,012.06
Newport County Borough Council	-	4,200.00
	<b><u>125,009.46</u></b>	<b><u>94,149.90</u></b>

**NOTE 5 - CASH AT BANK AND IN HAND**

	<b><u>2023 (£)</u></b>	<b><u>2022 (£)</u></b>
Cash at bank - current account	41,276.90	42,752.45
Cash at bank - deposit accounts	130,657.37	260,410.98
	<b><u>171,934.27</u></b>	<b><u>303,163.43</u></b>

**NOTE 6 - CREDITORS AND ACCRUALS**

Analysis of creditors: amounts falling due within one year

	<b><u>2023 (£)</u></b>	<b><u>2022 (£)</u></b>
Accountancy - Garry White and Company	1,800.00	1,800.00
Moondance - payment in advance	-	56,720.00
Pension	9,416.99	2,161.64
Expense creditors	1,314.33	1,050.44
Telephone	-	18.54
	<b><u>12,531.32</u></b>	<b><u>61,750.62</u></b>

# Phoenix Domestic Abuse Services Impact Report 2022- 2023

Reducing Risks , Saving Lives, and Building Futures.





# Introduction

This impact report is the first of its kind for Phoenix and represents an overview of the impact the service has had over the year 2022-2023 and also the cumulative impact over the 20 completed years of operation. The report is intended to provide a flavour of the work with more in depth statistical information being available on request.

Phoenix Domestic Abuse Services (Phoenix DAS) is a highly successful charity that uses a variety of methods to end all forms of domestic abuse. Since its inception in 2002, the service has received over 8000 referrals and currently works with more than 50 partner organisations. The service is forward thinking and adopts a restorative, person centered and holistic approach to all areas of its work. This is unusual within the field but is based on the strong belief that all people are capable of change given the right motivation, support and practical assistance. We consider recruitment critically, only selecting those who truly share in our passion, values and beliefs. We, and others who encounter our service, recognize that our people make us distinctive, innovative and ground breaking within the field. Over the years Phoenix DAS has listened to the needs of clients and constantly fought to create a service which creates real change.

This impact report is the first of its kind for Phoenix and represents a move away from previous annual reports which heavily relied on statistical information and graphs. The reports, although containing lots of information, often failed to relay the true character and impact of the work on the real people who the service supports.

## Services Operational During 2022- 2023

- Victim Safety Team – support the emotional, practical and safety needs of female and male victims of domestic abuse aged 18+, including support through Criminal justice and civil court systems.
- Rise and Thrive Team – assisting victims in understanding domestic abuse and its consequences, developing skills needed to move forward with life.
- Youth Respect Team – working with teenagers who are showing signs of abusive controlling behaviours both in the home and in their relationships. This includes staff working directly with parents to ensure that a consistent approach to parenting is applied.
- Recovery Team - provides support to children aged 5-18 who have experienced abuse at home. This includes support for parents.
- Voluntary Perpetrator Programme – working to deliver life lasting change in attitudes and behaviour with those who offend. The work is open to people of all genders and sexual orientations over the age of 16 years.



# Whole Service Overview 2022-2023

## REFERRALS AND ENGAGEMENT

During the year the Service received a total of 625 referrals to all teams, This is a 10.2% decrease on referrals in the previous year.

Changes per team were as follows:

Victim Team - increase of 1

Youth Team - decrease of 76 (51%)

Children's Recovery Team - decrease of 19 (30%)

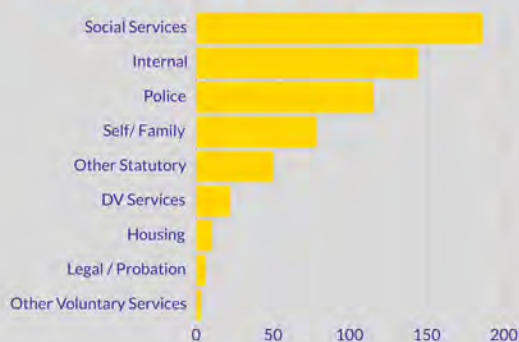
Perpetrator Team - increase of 56 (28%)

These changes were in some way in line with what was expected due to the withdrawal of funding from the OPCC towards Youth Respect and Adult perpetrator interventions, which meant that we were no longer able to offer the same level of free places we were in the two previous years. However the decrease in Recovery team referrals and increase in perpetrator ones cannot be explained in the same way and require further analysis.

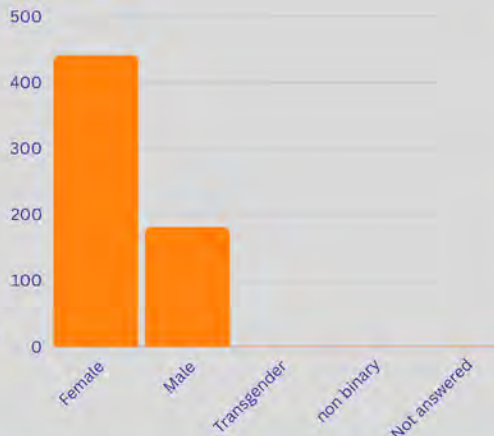


It costs an average of £1316 to provide support to one individual

## REFERRAL SOURCE



## GENDER



## AREA



**625**

Total referrals in  
2021- 2022

**56.5%**

Engagement  
rate

**601**

Individuals  
supported



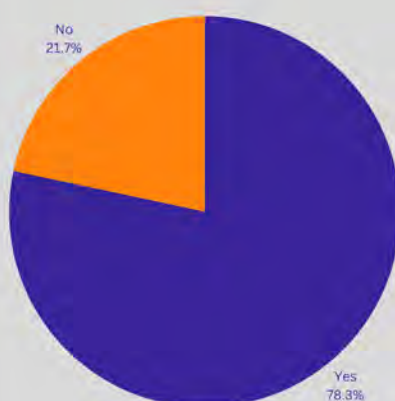
# Whole Service Overview

## 2022-2023 - Impact

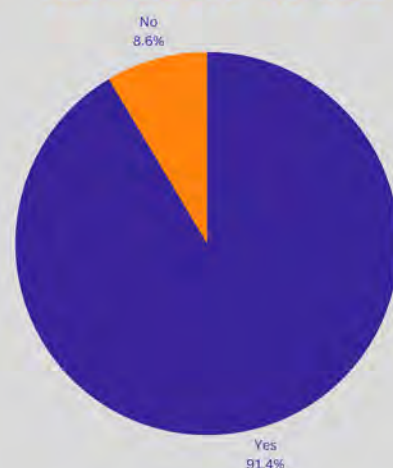
All cases are monitored at closure to review outcomes that we have achieved with our intervention. Each outcome is assessed through a combination of measures including objective and subjective factors.

These graphs represent the results for the whole service and represent 420 case closures during the period.

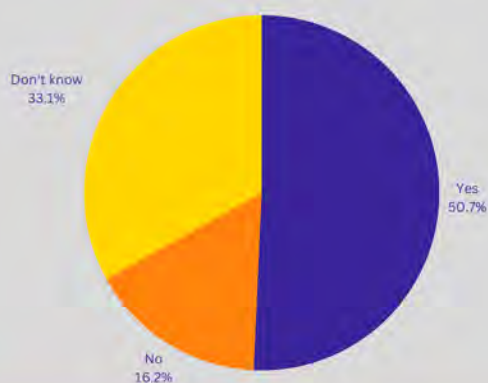
### REDUCTION IN RISK



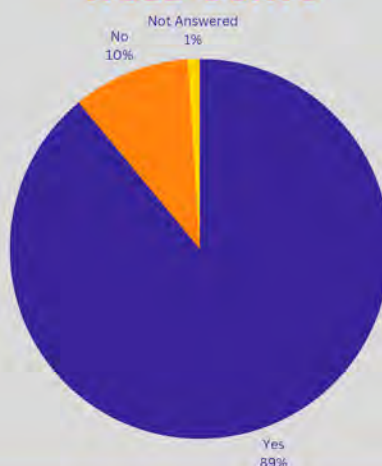
### INCREASED KNOWLEDGE AND UNDERSTANDING OF DOMESTIC ABUSE



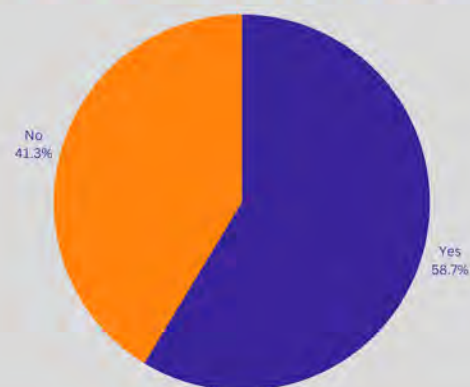
### IMPROVED FAMILY AND SOCIAL RELATIONSHIPS



### INCREASE IN RESILIENCE AND WELL-BEING



### REDUCTION IN CONTROLLING AND ABUSIVE BEHAVIOURS - PERPETRATORS ONLY



Risk levels, for those known, at referral were:

**16%**

**High Risk**

**48%**

**Medium Risk**

**36%**

**Standard Risk**

N.B for 45% of referrals the risk level was 'not known' at referral point



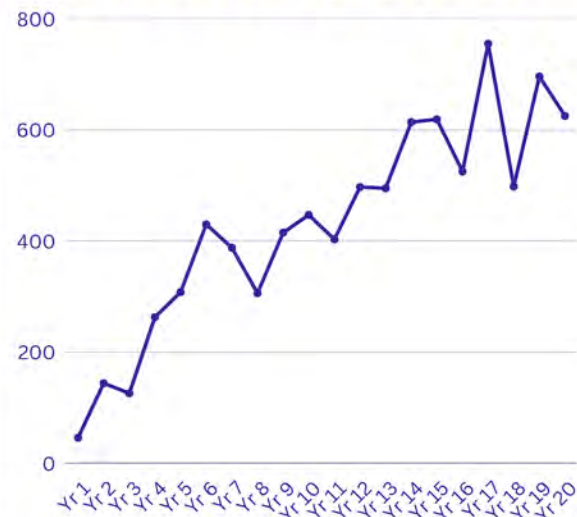
# Through the years .....

This year marked 20 complete years of operation for Phoenix.

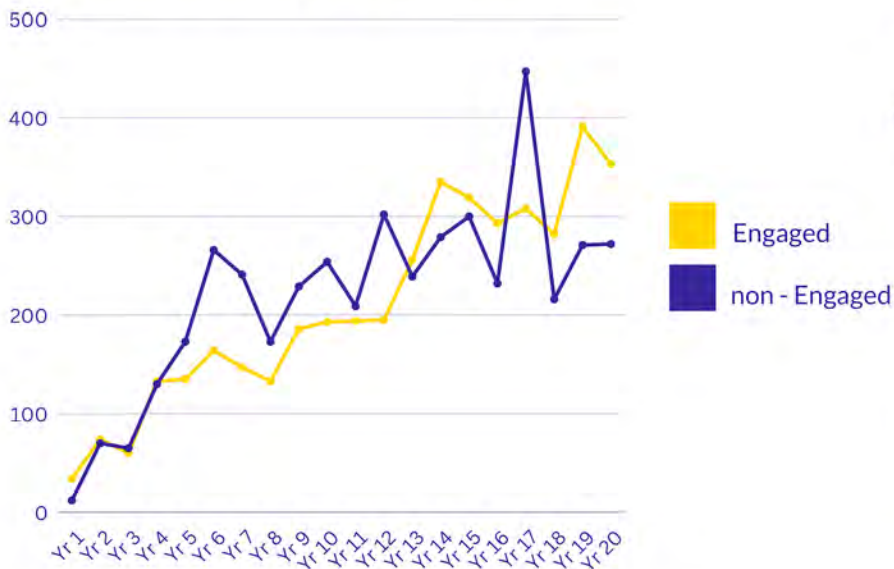
The graphs on this page represent the key figures across these years and demonstrate that while referrals have increased at a generally consistent rate the percentage of these individuals that engage have reached a fairly stable rate of around 56% per year for the last few years.



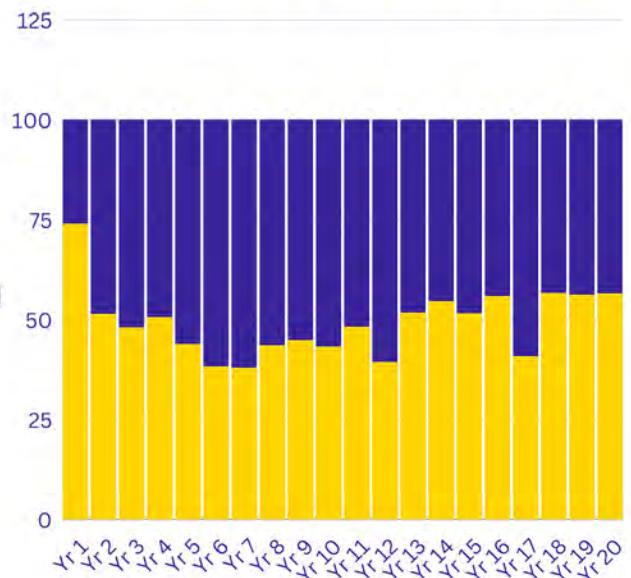
## 20 YEARS OF REFERRALS



## ENGAGEMENT NUMBERS



## ENGAGEMENT PERCENTAGE



# 8600

Total referrals

# 4185

Total clients engaged

# 234,434

Total website hits



# Work with Victims

Supporting male and female victims of domestic abuse to become safer, happier and more resilient

**276**

**Victims  
referred this  
year**

**89**

**cases carried  
over**

**60%**

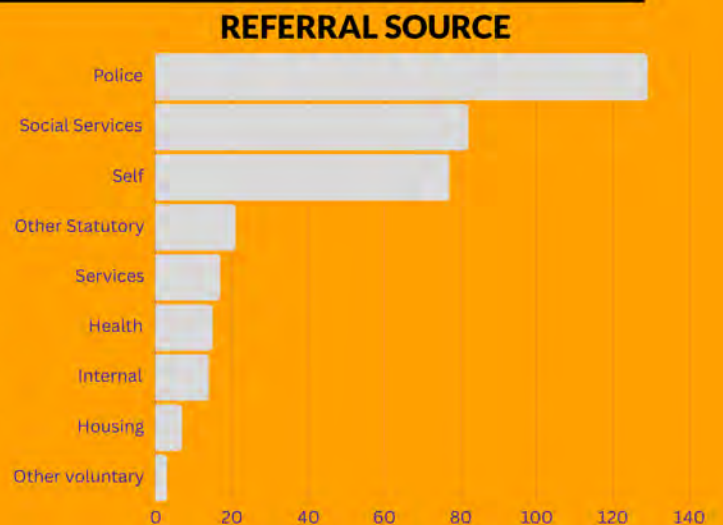
**of referrals  
engaged**

**218**

**individuals  
supported**

**“I don’t know where I would be today without the teams support, they saved my life”**

During the year Phoenix have two forms of support working with victims. The Victim Safety Team are responsible for immediate safety response and risk management planning. The Rise and Thrive Team then works longer term to build clients resilience and strengths for the future. The teams were funded through the Moondance Foundation and the National Lottery respectively.



## Engagement Snapshot

**24%**

**Of males referred  
engaged with  
support**

**61%**

**Of females referred  
engaged with  
support**

**38%**

**Of police referral's  
engaged with  
support**

**70%**

**of Social Services  
referrals engaged  
with support**

**77%**

**Of Self referrals  
engaged with  
support**



# Work with victims continued ....

## What Changed?

**We reduced the risk in 91% of cases**

**We increased knowledge and understanding in 87% of cases**

**We increased well being and resilience in 88% of cases**

**We improved family & social relationships in 41% of cases**

Total referrals  
**17**

Assessed to be perpetrators  
**4**

**Male Victims**

Average age  
**34**

Total engaged  
**4**

Engagement rate  
**24%**



## RESET Group

### Rise and Thrive Group Work

- ★ 50 clients attended RESET group sessions
- ★ 100% of those attending groups have reported a reduction in risk and an increase in knowledge, 97% reported increased resilience and 55% improved family and social relationships

### Feedback from RESET

Supported me through the worst time of my life

I am so glad I came

Eye-Opening

I have come such a long way in 10 weeks

So Caring! Thank you!

It has helped me understand so many things

Supported me so much

## Sophie's Story

Sophie was referred to Phoenix by a family member who was aware of your service. Sophie is 20 and was quickly assessed as High Risk victim of abuse and was discussed at MARAC. Sophie received target hardening from Phoenix and worked with her Victim Safety Officer to reduce risk and increase safety. Sophie was supported in making a statement to police despite having grave fears regarding repercussions. Sophie has been supported with the ongoing police and court investigations.

To increase her understanding, Sophie was encouraged to attend the RESET programme. During her first attendance,

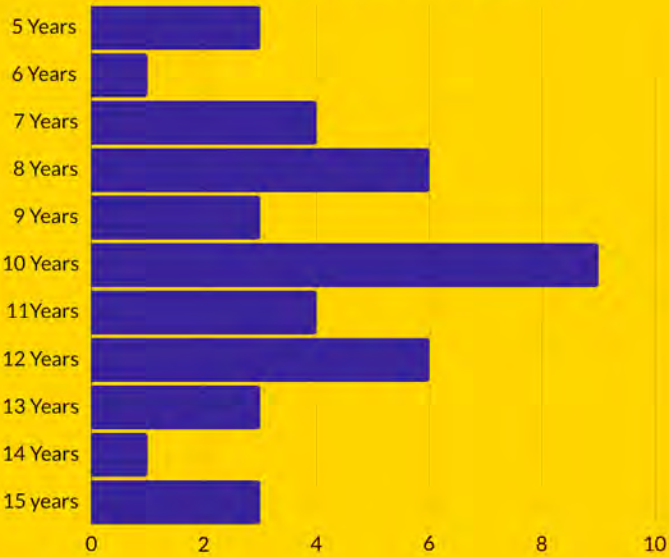
Sophie suffered a panic attack due to the overwhelming fear. However through the support of staff, she returned the next week- initially sitting by the door so she could leave if needed. Sophie quickly began to relax and soon sat front and centre of the group. Sophie reflects that she has come so far in her personal growth as well as safety.



# Children's Recovery Team



AGE AT REFERRAL



## Children

Carried over = 36  
Referrals = 37  
Total = 73

Engaged 43 = 59%

22 female  
21 male  
6 cases were repeats

## Parents

Carried over = 5  
Referrals = 7  
Total = 12

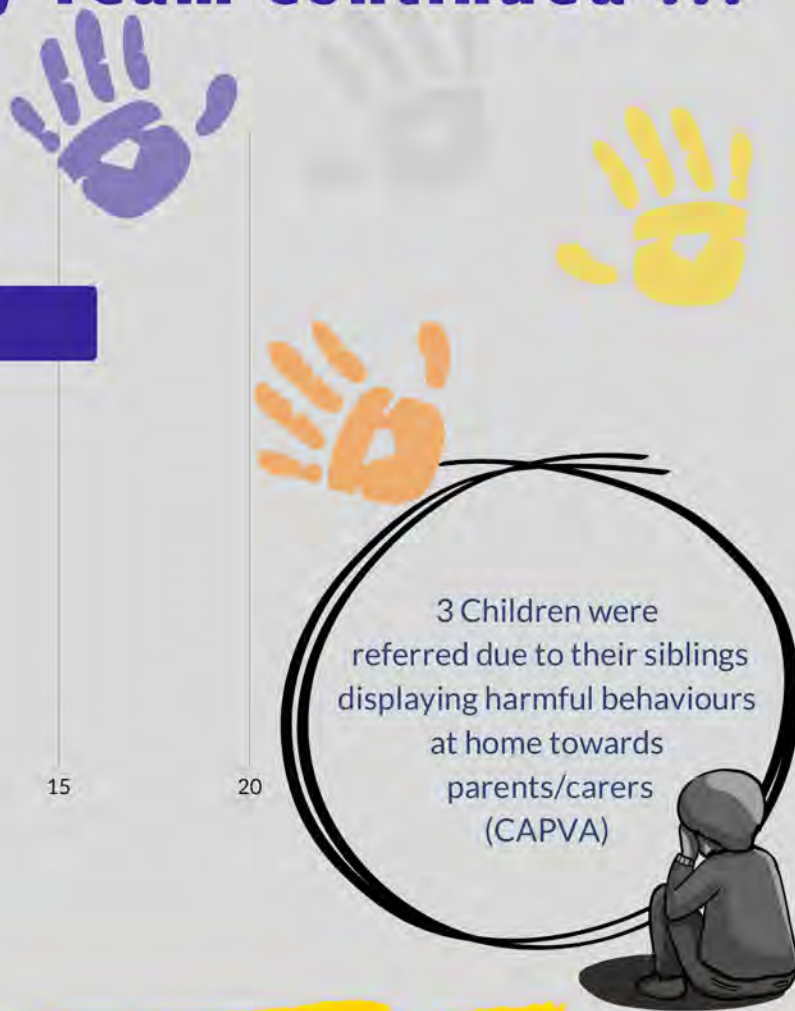
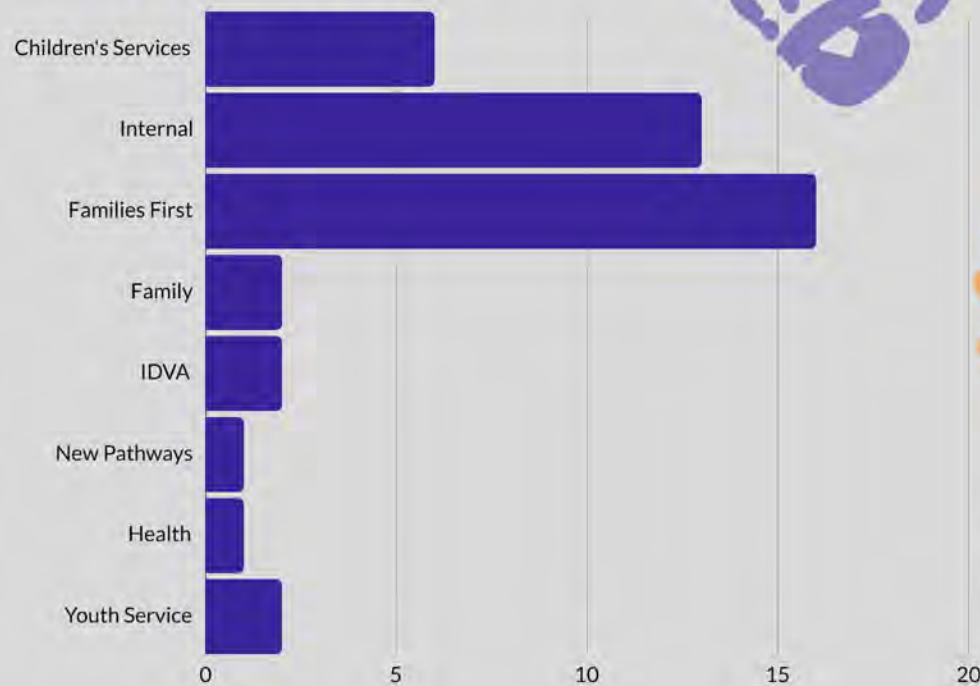
Engaged 12 = 100%





# Children's Recovery Team Continued ...

## REFERRAL SOURCE



3 Children were referred due to their siblings displaying harmful behaviours at home towards parents/carers (CAPVA)

## Layla's Story

Layla\* was 13 and the 2nd eldest of 4 children who witnessed significant DA from Dad to Mam. There was a serious incident and safeguarding teams stepped in. Dad went into a new relationship quickly and expecting a new child. Layla has supervised contact with him twice a week. Layla displayed significant aggressive outbursts over 'minor' things, damaged property and hurt people. School also reported an increase in challenging behaviour.

Layla completed 16 sessions and through positive role modelling and setting of boundaries she came to trust her worker and fully explored her own feelings and reactions. Layla recognised the reactions she utilised to protect herself and the disadvantages of those still being in place.

At closure, the worker praised Layla for the journey she had been on and she accepted the changes that she has made in her life- "I cant image myself now being the person who punches walls". The worker reports that Layla appears to 'understand herself more' and 'has greater self worth'. Mam reports that Layla is so much calmer and they enjoy family time- she has also been able to have new internal and external doors fitted as Layla is no longer damaging them.



# YOUTH

# RESPECT

## Working with 11- 18 year olds who are using controlling behaviours

52  
cases were  
carried over

There were  
24  
new referrals

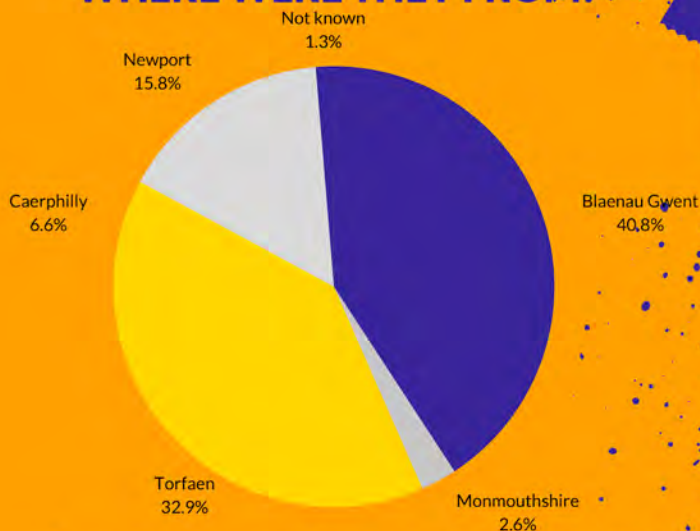
32  
young people  
engaged  
42%

48  
Parents engaged  
with support

### AGE AT REFERRAL



### WHERE WERE THEY FROM?



52  
of the clients  
identified as  
male

23 of the clients  
identified as  
female

1 young person  
identified themselves  
as transgendered



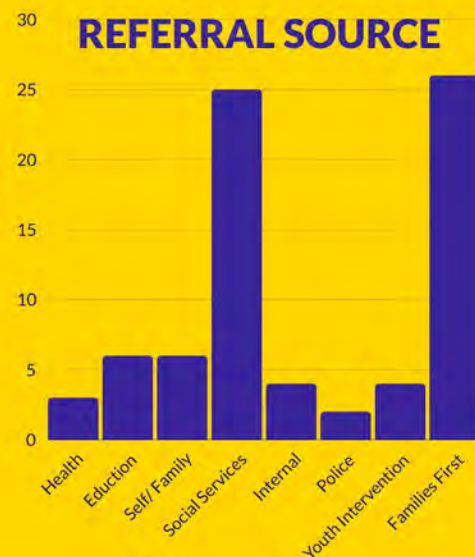
# Youth Respect Team Continued...

80%  
of closed cases  
showed a reduction  
in controlling and  
abusive behaviours

73%  
of cases showed  
an improvement in  
family and social  
relationships

88%  
of closed cases  
report an increase  
in well-being  
and resilience

## REFERRAL SOURCE



## BEHAVIOURS DISPLAYED



83% displayed  
criminal damage



91% displayed  
threats to harm  
(victim, themselves or sibling)



75% displayed  
physical abuse



77% displayed  
financial control

100% displayed  
emotional abuse  
and CCB



### Zac's story



Zac is a 12 year old boy. His mother, Kelly had previously been supported by Phoenix when Zac was 1, due to violence from Zac's father Mark. Kelly and Zac had a very close relationship as he grew up and Kelly commented that they were 'more like friends'. Mark has been in and out of Zac's life and has spent a significant period in prison for violence and offences linked to substances. Both Zac and Kelly were referred to the Youth Respect Programme.

Kelly has found Zac's behaviour increasingly difficult and due to their relationship dynamic she found it hard to put boundaries in place. Kelly told us she was fearful of Zac and his reactions- which ranged from breaking things like doors at home, throwing things at Kelly to cause damage, intimidating her by 'squaring up' to her and punching and kicking her. Kelly had called police on several occasions. Kelly had significant fears that Zac would hurt her, but also feared he would end up in prison. Zac also struggled to attend school and this was a trigger point for some of the abusive incidents towards Kelly. Kelly has also had struggles with her own mental health during Zac's life and felt that this was having a negative effect on her.

Work with Zac has not been straightforward and there have been concerns raised in regard to school and his behaviour and motivation there, Dad has also been back in contact which caused some difficulties. However, at closure, significant improvements have been made- Zac is now in an alternative education provision that appears to meet his needs, Mam reports that while Zac sometimes tries to 'push the boundaries' at home she is feeling more confident to deal with this and feels that the power and control balance is now back in her hands as a parent. Zac reports that he understands his emotions better and feels more in control of them

When Zac was asked what he thought might happen if he had not worked with Elliot he stated, "I wouldn't have been able to manage my anger and would have continued getting in trouble in school and arguing all the time with mam. I think they would have chucked me out of school, and Mam may have thrown me out as well".



# INTERVENTION TEAM



Working with perpetrators to reduce their controlling and dominant beliefs and behaviours

204

Perpetrator referrals

63%

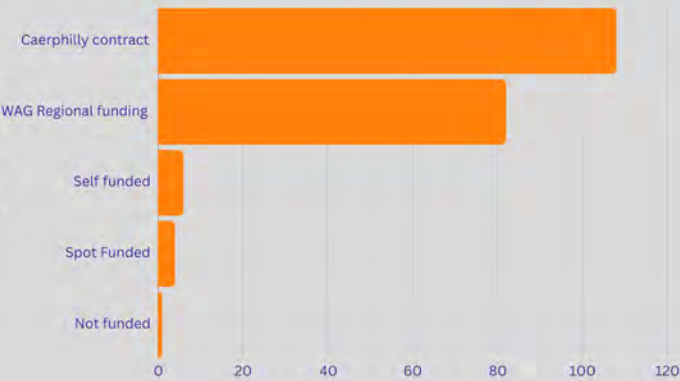
Engagement rate

787

individual attendances at group or 1-1 sessions

"The programme has really changed my life, I am a better partner and parent than I could ever have been without it."

During the year funding for this work has come from a variety of sources. The graph below shows the breakdown of how the 204 referrals were funded:



## Impact Snapshot

58%

With a reduction in risk compared to entry

89%

With an increase in knowledge and understanding of domestic abuse

52%

Showed a reduction in controlling and abusive behaviours



# Intervention team continued ...

TIME  
FOR  
CHANGE

**89%**

Of Perpetrators  
Referred were  
male

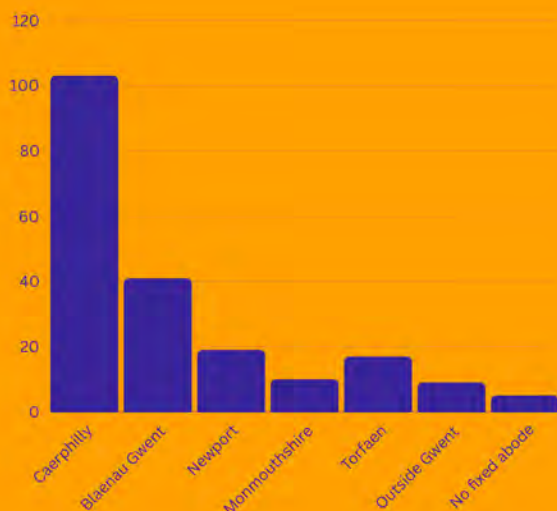
**232**

individual  
assessment  
sessions were  
carried out

**35%**

Of those that engaged  
completed a  
programme of work in  
the year

## Areas



32% of those assessed  
as suitable go on to  
complete the  
programme



## Partner link work

137 partners  
and ex  
partners were  
referred

99 engaged  
with the  
Partner Link  
Officer

89% showed  
improved well-  
being and  
resilience at  
case closure

## FEMALE PERPETRATOR OUTCOMES

**58%**

Were assessed as  
being a victim in  
the relationship

**26%**

Were assessed as  
being suitable for  
the programme

**60%**

Of those who were  
suitable completed  
the programme

**100%**

Of those who  
completed showed  
a reduction in risk





Phoenix is committed to improving professional responses to domestic abuse and sharing our knowledge and skills with others.

This year Phoenix delivered a total of six courses some online and some face to face for the first time since 2020. This was quite a quiet year for training but we hope to expand upon that in the next year

The trainers first hand experience and knowledge is excellent

#### **Courses Delivered :**

**Understanding Domestic Abuse -  
Delivered for childcare staff**

**Working with perpetrators - on  
behalf of the Regional VAWDASV  
board**

**Understanding perpetrators of DA -  
to Caerphilly Local Authority**

I really enjoyed the course and found it very interesting

I will be more aware of the complexities of working with perpetrators. I will have a better insight into some of the families that I work with

**99%  
of attendees  
improved their  
knowledge**

Very informative, lots of detail and very in depth





**Phoenix are grateful to our many partners and funders and thank them for their ongoing support**

