



Trustees' Annual Report 1st July 2022 - 30th June 2023

Name of Charity:	Henfield Theatre Company	Registration Number:	1106295
Contact Address:	9 Croft Lane, Henfield, West Sussex BN5 9TT		
Names of Trustees:	Peter Ingledew (Chairman)	Trevor Hodgson	
	Jane Jones (Hon. Secretary)	Martin Love	
	Patrick Field (Hon. Treasurer)	Peter Sheppard	

Structure and Management:

The Company is governed by its Constitution, which was adopted on 29th July 2004 and amended at its Annual General Meeting (AGM) on 9th September 2011. Membership is open to all those over 18 years of age, who have sympathy with the object of the Company, and who pay the annual subscription. Each member has one vote at the AGM or any extraordinary meetings which may be held. Junior members do not have voting rights.

The day to day management of the Company is by the Executive Committee, elected at the AGM. The members of the Executive Committee are also the Trustees. The Officers (Chairman, Hon. Secretary and Hon. Treasurer) may serve on the Executive Committee for a maximum of five years; other members of the Committee may serve for a maximum of three years. Trustees are recruited from among the membership and may stand for election at the AGM, provided that their candidacy has been proposed and seconded by two other members. Elections are by secret ballot of those attending the AGM, candidates' names having been circulated in advance of the meeting.

The Company has in place a Health and Safety Policy and a Safeguarding and Child Protection Policy. When junior members are taking part in performances, the Company adheres strictly to the rules governing their safeguarding, including the appointment of chaperones, who are DBS checked and licensed by West Sussex County Council.

Activities and Objectives in the year:

The Constitution states that the objects of the Company are "to educate the public in the dramatic and operatic arts, and to further the development of public appreciation and taste in the said arts." To this end, this year the Company gave public performances of a tense drama set in World War II, a traditional Christmas musical, which included actors with ages ranging from 8 to 90 years, and a modern comedy. Our Youth Group, comprising young people of between 14 and 16 years, participated in workshops and rehearsals leading to a public performances of a classic modern play set in a school.

Achievements and Performance:

The performances this year were well-attended by members of the public, from the village of Henfield and further afield. The youth productions enabled young people to learn and develop acting skills in both serious roles and comedy. The WWII play was nominated in several categories during the annual Brighton & Hove Arts Council Drama Awards, and won awards in three categories. The youth production has since been shortlisted as the best youth production in the east/southeast region of England by NODA (National Operatic and Dramatic Association) – the outcome will be known in June 2024.

Financial Review:

The Company does not take on any loans or other liabilities. It does not own any assets, nor does it hold any funds as a custodian trustee. Income is derived from membership subscriptions, ticket sales, costume hire, occasional fundraising and donations. Expenditure is that necessarily incurred for the staging of shows, e.g. hall hire for rehearsals and performances, costs of sets and costumes, publicity and insurance. End of year accounts are always examined by a qualified Examiner.

Jane Jones, Hon. Secretary & Trustee


**HENFIELD THEATRE COMPANY
INCOME AND EXPENDITURE ACCOUNT
YEAR ENDED 30 JUNE 2023**

	2023	2022	
INCOME			
Subscriptions	2602.50	2168.25	+ 434
Donations	250.00	1000.00	
Wardrobe Hire and Sales	241.50	480.14	
Bank Interest and Credit Card adjustments	120.84	9.44	
Profit on Productions in the year	-	3404.26	
Jumble Sales	2004.98	634.00	
TOTAL INCOME	5219.82	7696.09	
EXPENDITURE			
Donations and Subscriptions	437.75	172.00	
Insurance Premiums	638.96	634.01	
Website Expenses	188.39	291.59	
General Publicity	396.00	259.90	
Printing, Postage, Telephone and Stationery	10.88	70.75	
Meetings/Social Events	181.05	180.25	
Equipment	472.70	3181.43	
Maintenance and Renewals (stage, make-up etc)	260.09	40.50	
Wardrobe Rent and Maintenance	2350.00	3167.72	- 800
Cupboard Hire – Henfield Hall	290.00	420.00	
AMP sub-committee costs	72.65	25.10	
AGM costs (Hall hire, refreshments, p & p)	60.00	132.93	
Chaperone Training	60.00	-	
Loss on Productions in the year	3092.43	-	
TOTAL EXPENDITURE	8510.90	8576.18	
PROFIT/-LOSS for the year	-3291.08	-880.09	

STATEMENT OF AFFAIRS AS AT 30 JUNE 2023

Reserves at 1 July 2022	30447.73	Nat West Current Account	2796.05
		Lloyds Online Account	5141.22
Minus Loss for the year	<u>-3291.08</u>	Savings Accounts	<u>17711.34</u>
			25648.61
		Plus Advance Expenditure	
		23/24	3643.04
		Less Advance Income 23/24	<u>2135.00</u>
TOTAL BALANCE	<u>27156.65</u>	TOTAL RESERVES	<u>27156.65</u>

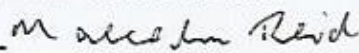
SIGNED:-



NICK CRYER (HONORARY TREASURER)

REPORT OF EXAMINER:- I have examined the records, computerised schedules and the bank statements of the above and certify that these figures are a true representation of the financial position at 30 June 2023.

SIGNED:-



MALCOLM REID, FCA (EXAMINER)

18 AUGUST 2023


**HENFIELD THEATRE COMPANY
INCOME AND EXPENDITURE ACCOUNT
YEAR ENDED 30 JUNE 2023**

	2023	2022	
INCOME			
Subscriptions	2602.50	2168.25	+ 434
Donations	250.00	1000.00	
Wardrobe Hire and Sales	241.50	480.14	
Bank Interest and Credit Card adjustments	120.84	9.44	
Profit on Productions in the year	-	3404.26	
Jumble Sales	2004.98	634.00	
TOTAL INCOME	5219.82	7696.09	
EXPENDITURE			
Donations and Subscriptions	437.75	172.00	
Insurance Premiums	638.96	634.01	
Website Expenses	188.39	291.59	
General Publicity	396.00	259.90	
Printing, Postage, Telephone and Stationery	10.88	70.75	
Meetings/Social Events	181.05	180.25	
Equipment	472.70	3181.43	
Maintenance and Renewals (stage, make-up etc)	260.09	40.50	
Wardrobe Rent and Maintenance	2350.00	3167.72	- 800
Cupboard Hire – Henfield Hall	290.00	420.00	
AMP sub-committee costs	72.65	25.10	
AGM costs (Hall hire, refreshments, p & p)	60.00	132.93	
Chaperone Training	60.00	-	
Loss on Productions in the year	3092.43	-	
TOTAL EXPENDITURE	8510.90	8576.18	
PROFIT/-LOSS for the year	-3291.08	-880.09	

STATEMENT OF AFFAIRS AS AT 30 JUNE 2023

Reserves at 1 July 2022	30447.73	Nat West Current Account	2796.05
		Lloyds Online Account	5141.22
Minus Loss for the year	<u>-3291.08</u>	Savings Accounts	<u>17711.34</u>
			25648.61
		Plus Advance Expenditure	
		23/24	3643.04
		Less Advance Income 23/24	<u>2135.00</u>
TOTAL BALANCE	<u>27156.65</u>	TOTAL RESERVES	<u>27156.65</u>

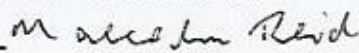
SIGNED:-



NICK CRYER (HONORARY TREASURER)

REPORT OF EXAMINER:- I have examined the records, computerised schedules and the bank statements of the above and certify that these figures are a true representation of the financial position at 30 June 2023.

SIGNED:-



MALCOLM REID, FCA (EXAMINER)

18 AUGUST 2023