



EDUCATION FOR THE CHILDREN FOUNDATION

ANNUAL REPORT AND ACCOUNTS

YEAR ENDED 31ST DECEMBER 2024

Charity Registration Number 1099280

www.eftcfoundation.org
enquiries@eftcfoundation.org

Principal and Registered Address:

52a Rectory Road, West Bridgford, Nottingham, Notts, NG2 6BU

Governance: The Charity is constituted under a trust deed dated 2nd October 2017.

Trustees who served during the year of 2024:

Michelle Aitken (Chair)
Matt Denman
Nimesh Kamath
Dougal Powrie
Nick Watling

The Board of Trustees meet regularly and twice a year, formally, to discuss policy, strategy and finances. In addition, trustees convene whenever the need arises to advise on matters of urgency. Decisions are made on a majority vote.

Risk Assessment

The risk register is continually updated and discussed at each meeting. The Trustees have assessed the major risks to which the charity is exposed and are satisfied that appropriate systems have been implemented to mitigate exposure to the major risks.

Bank:

Bank of Scotland plc
P.O. Box 1000
BX2 1LB

Independent Examiner:

Phil Glyn-Smith (FCA): Whiteacres, Cambridge Road, Whetstone,
Leicestershire, LE8 6ZG

This report covers Education for the Children Foundation's activities in the UK and Guatemala from 1st January 2024 to 31st December 2024. Education for the Children was formally established on 16 May 2003 and became a registered charity on 4 September 2003.
(Registered Charity number 1099280)

Table of Contents

	Page
Chair's Commentary	4
Educate, Nurture, Empower	5
Highlights month by month	6
School of Hope Staff	7
Results	8
Financial Commentary	9
Independent Examiner's Report	13
Annual Accounts 2024	14

Chair's Commentary

2024 saw Sophie McKee settle back into the Project Director role and the Guatemalan leadership team worked particularly well together as they matured in their leadership roles. The long term service of these colleagues and their dedication really strengthens the offering to our students and promotes a strong positive and supportive culture within the School.

This year, digital learning platforms were introduced to aid literacy and numeracy and resulted in improvements in the learning for both areas. Recognising that in Guatemala a good command of the English language is important in employability, the English language programme was relaunched after a few years of it only being an optional subject. The increase in grant support for specific programmes that we wanted to develop really helped us to maintain continued growth in areas that could fall by the wayside. Due to the grant success, we have seen improvements in our SENDA support, in our ability to hire a full time Sex Education Coordinator and increase our health prevention campaigns and specialised interventions. This aligns well with our holistic approach which makes the School of Hope students successful in moving onto Higher Education or gaining employment.

In November, graduations from primary and secondary (6th and 9th grade) took place again and we were hugely encouraged by the number of students that graduated and the potential they continue to show. This year we were also able to launch three in-house vocational training courses to spark interest in practical skill areas, help students explore potential small business opportunities, and support them in deciding whether to pursue further training or work in the field. These courses offer a valuable bridge between education and employment, empowering students to take the next step in their professional journey with confidence.

Outside of Guatemala, Sara Miller, our previous Project Director, started the year in her new role as Executive Director of the USA, which has allowed us to really raise our fundraising profile in a region that has great untapped potential for us. She has settled into the role well and is starting to see some key successes within the US.

In the UK, our fundraising focused mainly on grant writing and we are pleased to report on increased success with this. With a smaller team of staff in the UK office, our event fundraising took a lesser role, as new ways of fundraising were explored. There was a very successful online auction held raising as much as our in person events. We believe in offering some key events as they are crucial for raising awareness and long term relationship building, so there definitely won't be purely online activity! The supporters at events join the wider group of individual sponsors in the UK and Europe, corporate sponsors, trust funds and those who have continued to join us in a range of fundraising activities. For both our grant givers and our individual supporters economic decline has still hit hard and the team have worked hard to mitigate any losses. Our regular sponsorship programme is crucial in ensuring sustainable funding and keeping these supporters engaged is always a key focus. As usual, we prudently fixed our exchange rates and this helped secure our funding at a time when world events may have affected the Sterling/US Dollar rate at any time.

Again, we drew on our volunteers to assist with our events and other business activities. These include Phil Glyn-Smith for the Independent Examination, ensuring the accounts are filed on time, Sophie Morris and Finnuala Brett who gave the UK office additional administrative support. Our gratitude and thanks, once again, is extended to Castlegate Capital Ltd for providing us with heavily subsidised office space and continuing to cover office expenses. Without this support, EFTC would bear significant additional costs, enabling us to pass on more of our supporters' donations to the School of Hope.

The effort that the staff put in to continue our work and to sustain the education of our students is to be congratulated. Resilience and determination of the whole organisation has led to the results in this report.

We also looked forward to our goals for the future development of the Foundation and the School and 2025 will bring a focus on wider fundraising activities to start to put these into place.

Michelle Aitken
Chair of Trustees

Educate, Nurture, Empower

Driven by a commitment to equal opportunities, Education for the Children has worked with thousands of disadvantaged young people and families from the Jocotenango area since 2003.

Our Mission

Driven by a commitment to equal opportunities, the Education for the Children Foundation has worked with young people and families from the Jocotenango area since 2003 to access quality education, nutritious food, healthcare and social support.

Through a highly individualised holistic approach we strive to empower young people with the skills and confidence to be successful in their chosen careers.

Our Vision

That young people from all backgrounds have the ability to access quality education and opportunities for rewarding employment.

Values

- Highly individualised approach
- Long-term commitment
- Holistic support
- Community-centred

4 Pillars

- Education
- Nutrition
- Healthcare
- Social Support

2024 Highlights: Month by Month

FEBRUARY

Thanks to Project Apoyo, we offered an **artisanal bag-weaving workshops** for 10 participants (2 stay-at-home mothers and 8 scholarship students).

On February 9th, our students embraced the **Carnival festive spirit**, transforming recycled materials into stunning costumes.

APRIL

We launched the **Nurture Network** programme.. During our **Community Week**, our students participated in a range of initiatives, from spending time with the elderly to planting trees in a local park.

JUNE

Dress a Girl Around The World visited our school and generously donated over 100 beautiful, hand-sewn dresses for our girls from Prepa to 5th grade.

The **Google Educators Group** in Guatemala organised incredible workshops on Gmail, Google Drive, Classroom, and Gamification in the classroom for our teachers.

AUGUST

Our students finished the 3rd cycle creating beautiful **mosaics** in their art classes, which were proudly displayed at the school entrance.

OCTOBER

Hair Aid provided an intensive haircutting course and nine participants successfully graduated.. We held **graduations ceremonies** to celebrate milestones from Prepa, six grade and ninth grade , with students, families, and even a few visiting sponsors coming together to honour their achievements.

DECEMBER

We organised our fifth annual **food drive**, distributing food hampers to ensure a joyful Christmas for families in greatest need.

JANUARY

On January 15th, we welcomed **406 students** back to the **School of Hope**. We began the year with **158 scholarship students** enrolled in further education.

We also proudly inaugurated our new **science lab**, a milestone generously supported by our partner Merck Group.

MARCH

On March 8th, our community came together to celebrate the **International Women's Day**, honouring the achievements and courage of women both in Guatemala and around the world.

MAY

We welcomed back students from **Rafael Landívar University's Early Childhood and Pre-Primary Education Teaching Program**, for a day of learning and development. This visit was further enriched by the generous donation of the EducaBoxes, which were used in their activities.

JULY

On 19 July, the School of Hope held its **Talent Show**, where 115 students showcased their skills. Each participant brought something truly special to the stage, making it a memorable occasion for all.

SEPTEMBER

We organised the **National Week** with a variety of activities, including the lighting of the traditional torch, a beautiful assembly with special presentations, and a musical interpretation of the national anthem performed with instruments.

NOVEMBER

We celebrated 33 **High School graduates** in a incredible and inspiring ceremony, recognizing their achievements across a range of academic fields. Thanks to Google Educators Group, 23 teachers reached a new milestone by earning a certification in **Generative AI for Educators**.

The School of Hope

The Education Department at EFTC's School of Hope provides a safe and nurturing academic environment from Kindergarten to 9th grade, ensuring that children from vulnerable backgrounds receive a holistic education that addresses academic, emotional, and social development.

Throughout 2024, EFTC Guatemala achieved significant milestones across all program areas, while maintaining a clear commitment to student-centered support and continuous improvement.

The EFTC Team

4 new positions for 2024



Sex Education
Coordinator



Speech Therapist



Receptionist

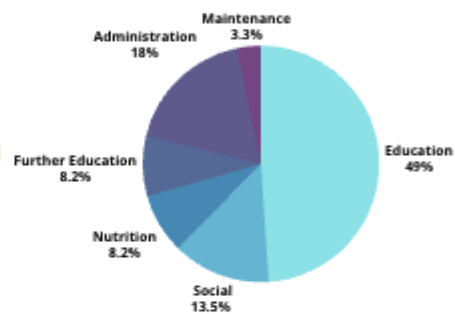




Education Admin
Assistant

**58 Full time
employees**

**81.03% staff
retention in 2024**

Where does our team work?



68.8% FEMALE  **31.2% MALE** 



Student Enrollment, Attendance, and Academic Achievement

Enrollment

We started the school year with 270 in primary school (142 girls and 128 boys), and 136 in middle school (60 girls and 76 boys).

Attendance

Average attendance rates were 90% in Primary School and 86% in Middle School, demonstrating the strong commitment of students and families.

Academic Success

The overall pass rate for 2024 was 93.14%, with Primary School achieving 96.6% and Middle School achieving 85.8%

Retention

394 students successfully completed the academic year, resulting in an 97% overall retention rate (98.8% in Primary School and 93.3% in Middle School).

Graduations

A total of 41 Primary School students graduated from sixth grade, and 37 Middle School students graduated from ninth grade.

Pass Rate

2020	2021	2022	2023	2024
99.2%	94.9%	93.85%	95.3%	93.14%

Retention

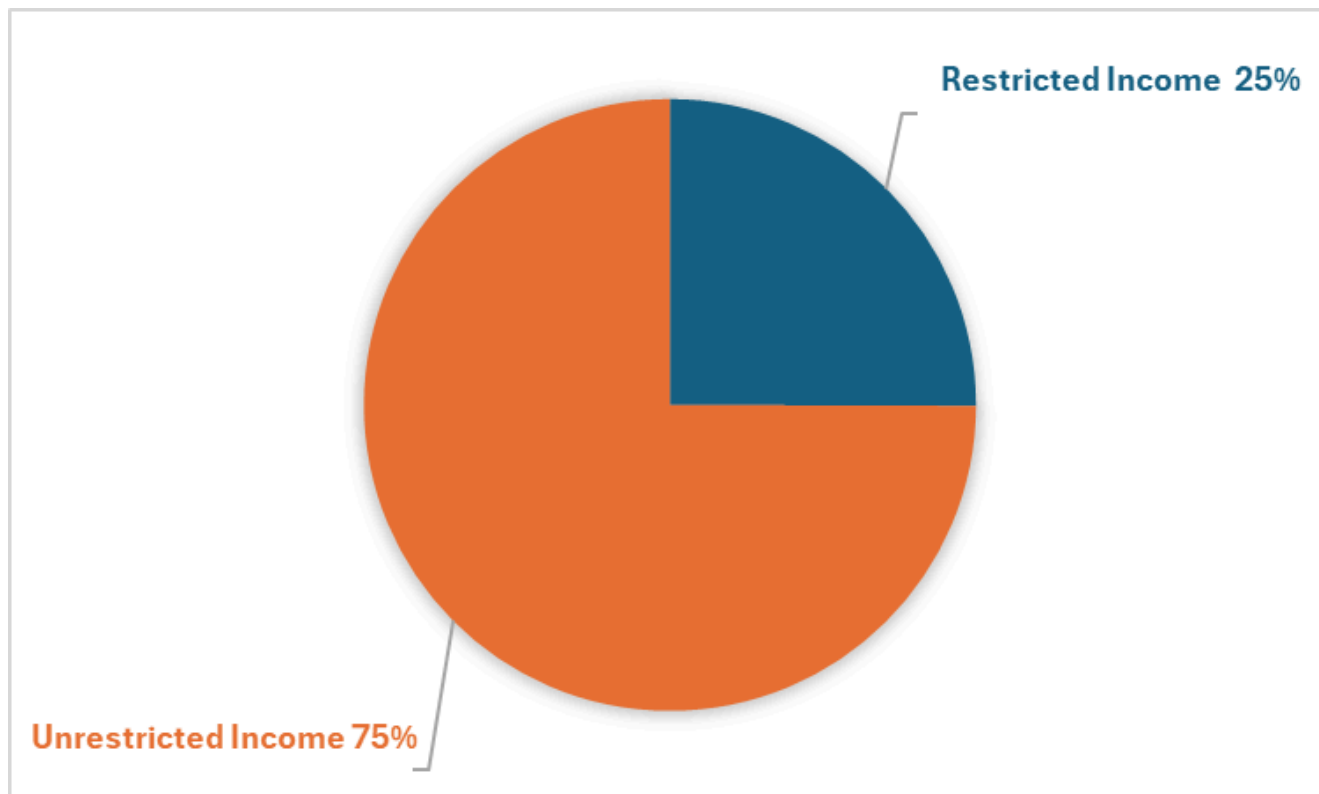
2020	2021	2022	2023	2024
98.9%	93.5%	97.9%	96.4%	97%



Financial Commentary

The accounting period runs from 1 January to 31 December 2024 to align with the Guatemalan school year.

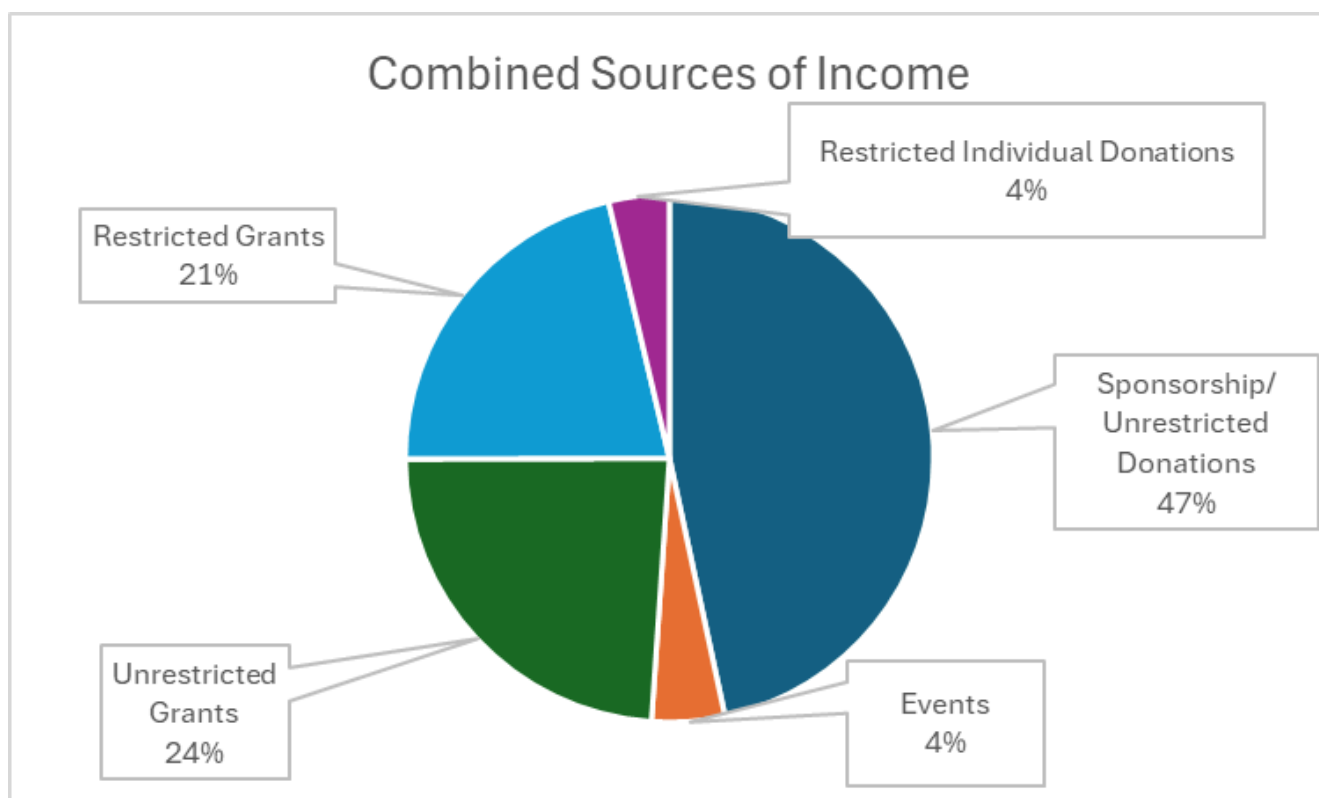
The total income raised was £635,596 of which of which £163,712 was restricted and £489,884 was unrestricted.



The main source of unrestricted income for Education for the Children is through the student sponsorship programme and personal donations, as well as some key corporate sponsors who together, in the accounting year to 31 December 2024, raised 47% of the total unrestricted income. This has reduced from 2023's percentage as we have been much more successful in the grant application activities to charitable trusts and grant givers. This has contributed 24% to unrestricted income. This demonstrates a much stronger and more effective fundraising strategy for 2024. In 2023, we had particularly strong support from an individual supporter who in addition to the continued sponsorship made a one-off generous donation of £300,000.

Event income was lower than 2023 at 4% as new activities were tested to identify the best fundraising to cost activities. The shortfall, against 2023, was made up by success in our grant applications to new and existing charitable foundations.

This income is supported by restricted funds which can be from individuals, corporations or charitable trust grants. Restricted funds were 21% of our total income in this year, which were specific donations from individuals and corporations. 2024 started with the boost of £125,000 from a regular grant giver, St. James's Place Foundation, as well £120,000 from the Foundation for Education to improve Family Planning (FEFP) who were new to us in 2023. It is encouraging to see that these grant givers continue support and increase their support. We also received generous support from the Paquita Filby Trust who are also regular supporters.,



Our fundraising costs decreased in 2024 as our main fundraiser was on maternity leave and we only hosted one in person event. In 2024, the UK office was staffed by an equivalent of 2 full time positions by 3 staff members, one full and two part time.

Education for the Children took action again in 2024 to avoid currency fluctuations having an impact on finances in Guatemala by forward buying of the US dollar and setting the annual budget figures based on this rate.

The amount spent to support the education and welfare provision at the School of Hope was £681,692 of the total charity expenditure. The School always works hard to ensure that they provide the best provision possible with limited funds.

Due to a delay in payment from a major donor for a short period, it was necessary to take out a short term loan as can be seen in the Cash flows and note 6. This was repaid in full in early 2025.

Education for the Children holds no investments in the charity name and makes no income from any endowment funds.

At the end of December 2024, reserves were £137,462, which meets the reserves policy of the Foundation and is considered acceptable.

Reserves Policy

The Trustees aim to maintain free reserves in unrestricted funds at a level which equates to approximately three months of unrestricted charitable expenditure. The Trustees consider that this level will provide sufficient funds to maintain our services and ensure that support

and governance costs are covered. Clearly, this year has, again, been difficult due to a variety of economic pressures in the UK and the reserves fell to below this level at certain times. A subcommittee of Trustees continues to monitor financial planning, including currency and cash flow management.

Arrangements for Setting Pay and Remuneration

Pay and Remuneration is set by the Trustees in the UK and by the Foundation Director in Guatemala after guidelines issued by the Trustees.

INDEPENDENT EXAMINER'S REPORT

Report to the trustees of Education for the Children Foundation (Charity Reg No 1099280) on accounts for the year ended 31st December 2024.

Set out on pages: 14 -23

Responsibilities and basis of report

As the charity trustees of the Trust you are responsible for the preparation of the accounts in accordance with the requirements of the Charities Act 2011 ('the Act'). I report in respect of my examination of the Trust's accounts carried out under section 145 of the 2011 Act and in carrying out my examination I have followed all the applicable Directions given by the Charity Commission under section 145(5)(b) of the Act.

Independent examiner's statement

I have completed my examination. I confirm that no material matters have come to my attention in connection with the examination giving me cause to believe that in any material respect:

1. Accounting records were not kept in respect of the Trust as required by section 130 of the Act; or
2. The accounts do not accord with those records; or
3. The accounts do not comply with the applicable requirements concerning the form and content of accounts set out in the Charities (Accounts and Reports) Regulations 2008 other than any requirement that the accounts give a 'true and fair view' which is not a matter considered as part of an independent examination.

I have no concerns and have come across no other matters in connection with the examination to which attention should be drawn in this report in order to enable a proper understanding of the accounts to be reached.



Name: Philip Anthony Glyn-Smith October 3rd, 2025

Relevant professional qualification(s) or body: FCA

Address: Whiteacres, Cambridge Road, Whetstone, Leicestershire, LE8 6ZG

STATEMENT OF FINANCIAL ACTIVITIES

FOR THE YEAR 1 JANUARY 2021 to 31 DECEMBER 2024					
				Charity No.	1099280
		Unrestricted Funds 1/1/2024 to 31/12/2024	Restricted Funds 1/1/2024 to 31/12/2024	Total Funds 1/1/2024 to 31/12/2024	Year to 31/12/23
	Notes	£	£	£	£
<u>Income from:</u>					
Child Sponsorships and Donations	2	304,746	24,244	328,990	647,479
Grants Received	2	156,000	139,468	295,468	123,312
Fund Raising Events	2	29,138	0	29,138	65,869
Bank Interest					-
					-
Total Income		489,884	163,712	653,596	836,660
<u>Expended on:</u>					
Raising Funds	2,3	115,412		115,412	167,439
Education and Welfare Provision in Guatemala	4	517,767	163,925	681,692	514,357
		-		-	-
Total Expenditure		633,179	163,925	797,104	681,796
Net Movement in Funds		(143,295)	(213)	(143,508)	154,864
<u>Reconciliation of Funds:</u>					
Total Funds Brought Forward		280,757	213	280,970	126,106
Total Funds Carried Forward		137,462	0	137,462	280,970

Balance Sheet

As At 31 December 2024

	Notes	As at 31/12/2024 £	As at 31/12/2023 £
<u>Current assets</u>			
Debtors	5	109,649	25,000
Cash at bank and in hand	7	131,176	275,122
Total current assets		240,825	300,122
Current Liabilities Due within one year	6	103,363	4,952
Net current assets/(liabilities)		137,462	295,170
Total assets less current liabilities		137,462	295,170
Deferred income - Annual Sponsorship received in advance to be paid to the school in future years	6	0	14,200
Total net assets or liabilities		137,462	280,970
<u>Funds of the Charity</u>	8		
Restricted income funds			213
Unrestricted funds		137,462	280,757
Total funds		137,462	280,970

Print Name

Date

Signed by one or two Trustees on behalf of all the Trustees



**Michelle
Aitken**

23/09/25

STATEMENT OF CASH FLOWS

For Year 1 January 2023 to 31 December 2024

	Total Funds 2024 £	Prior Year 2024 £
Net Cash used in Operating Activities	-143,946	200,334
<i><u>Cash Flows from Investing Activities</u></i>		
Interest and Dividends		
Net Cash Provided By Investing Activities	-	-
Change in Cash and Cash Equivalents in the Year	-143,946	200,334
Cash and Cash equivalents brought forward	275,122	74,788
Cash and Cash equivalents carried forward	131,176	275,122

Reconciliation of Net Movement in Funds to net cash flow from operating activities

	31/12/2024 £	31/12/2024 £
Net Movement in Funds	-143,508	154,864
Deduct Interest shown in Investing Activities		
Decrease (increase) in Debtors	-84,649	70,427
Increase (decrease) in Creditors	84,211	(24,957)
Net Cash Used in Operating Activities	-143,946	200,334

Note 1

ACCOUNTING POLICIES

(a) Basis of preparation and assessment of going concern

The accounts (financial statements) have been prepared under the historical cost convention with items recognised at cost or transaction value unless otherwise stated in the relevant note(s) to these accounts. The accounts are prepared in sterling, which is the functional currency of the charity. Monetary amounts in these financial statements are rounded to the nearest £.

The financial statements have been prepared in accordance with the Statement of Recommended Practice: Accounting and Reporting by Charities preparing their accounts in accordance with the Financial Reporting Standard applicable in the UK and Republic of Ireland (FRS 102) issued on 16 July 2014 and the Financial Reporting Standard applicable in the United Kingdom and Republic of Ireland (FRS 102) and the Charities Act 2011. The trust constitutes a public benefit entity as defined by FRS 102. The trustees consider that there are no material uncertainties about the Trust's ability to continue as a going concern.

(b) Funds Structure

Restricted funds are funds which are to be used in accordance with specific restrictions imposed by the donor or trust deed. There is one permanent restricted fund held for monetary gifts from a child's sponsor for the purchase of clothing, additional books and studying material, health care and in some cases improvements to their living conditions at home. When large grants are received for a specific purpose a separate restricted fund is raised.

Unrestricted income funds comprise those funds which the trustees are free to use for any purpose in furtherance of the charitable objects. Unrestricted funds include designated funds where the trustees, at their discretion, have created a fund for a specific purpose.

(c) Income Recognition

All income is recognised once the charity has entitlement to the income, it is probable that the income will be received and the amount of income receivable can be measured reliably.

Grants and Donations that are subject to terms and conditions are treated as Deferred Income until it is probable that the terms and conditions can be met. If the conditions are not wholly within the control of the charity it will be disclosed as a contingent asset.

Donated Services provided by Castlegate Capital Ltd to the Charity are not reasonably quantifiable, measurable or material, but the scope of the support is mentioned in the Trustees' Annual Report.

Volunteer Help received is not included in the accounts, but is described in the Trustees' Annual Report.

Gift Aid receivable is included in income when there is a valid declaration from the donor. Any Gift Aid received on a donation is considered to be part of that gift and is treated as an addition to the same fund as the initial donation unless the donor or terms of the appeal have specified otherwise.

(d) Expenditure Recognition

Liabilities are recognised as expenditure as soon as there is a legal or constructive obligation committing the charity to that expenditure, it is probable that settlement will be required and the amount of the obligation can be measured reliably.

Support costs. Office staff costs are the major component of Support Costs. As such Support Costs have been apportioned on a time spent basis. Where direct costs have arisen when staging events, these have been charged against the particular event.

Governance Costs comprise all costs involving public accountability of the charity and its compliance with regulation and good practice. Support costs have been allocated to Governance costs where applicable.

Deferred Income arises from child sponsorships paid annually and apportioned on a monthly annual basis from the date of receipt. The deferred income is carried forward as a liability within Creditors on the balance sheet. See note 6.1.

(e) Assets

Tangible Fixed Assets are capitalised if they can be used for more than one year, and cost at least £1,500. They are valued at cost.

(f) Foreign Currencies

Transactions in currencies other than pounds are recorded at the rates of exchange prevailing at the dates of the transactions. At each reporting date, monetary assets and liabilities that are denominated in foreign currencies are retranslated at the rates prevailing on the reporting end date. Gains and losses arising on translation are included in net income/expenditure for the period.

The company uses foreign currency forward contracts in order to mitigate the impact of exchange rate fluctuations. These contracts are recognised at fair value with gains and losses being included in net income or expenditure for the period.

Notes to the Accounts

Note 2

Analysis of Income and Costs

FOR THE YEAR 1 JANUARY to 31 DECEMBER 2024

Analysis		Unrestricted funds income year to to 31/12/2024 £	Restricted income funds year to to 31/12/24 £	Total funds for year to 31/12/2024 £	Prior year 31/01/2023 to 31/12/2023 £
Donations	Child Sponsorships	143,052		143,053	175,693
	Donations Received Directly	123,899	24,244	148,143	421,976
	Gift Aid	37,794		37,794	49,810
	Just Giving/Virgin Money	-	-	-	
	<i>Sub Total</i>	304,746	24,244	328,990	647,479
	Grants from other Charitable Foundations	156,000	139,468	295,468	123,312
	Other	-		-	-
	Total Income from Child Sponsorships and Donations	460,746	163,712	624,458	770,791
Fund Raising Events	Net Income from Child Sponsorships and Donations	460,746	163,712	624,458	770,791
			-	-	-
	Golf Day	9,643	-	9,643	12,443
	Auction	9,299	-	9,299	42,132
				-	-
	Other (Community income, Christmas Campaign)	10,196	-	10,196	11,294
	Total Income From Fund Raising Events	29,138	-	29,138	65,869
	Net Income From Fund Raising Events	29,138	0	29,138	25,970
Investment Income			-	-	-
	Total	-	-	-	-
TOTAL INCOME EXPENDED ON:-		489,884	163,712	653,596	796,761
	Direct Costs of Staging Events	(2,606)		(2,606)	0
	Office Support Costs	(104,975)		(104,975)	
	Adjusted: Support Costs are not charged to Restricted Funds	(7,831)		(7,831)	0
				0	(127,541)
	Sub-Total of Costs	(115,412)	0	(115,412)	(127,541)
	Education and Welfare provision in Guatemala	(517,767)	(163,925)	(681,692)	(514,357)
Net Movement in Funds (as per SoFA)		(143,295)	(213)	(143,508)	154,863
N.B.	As most of the Office Support Costs are staff salaries, all support costs have been apportioned on an hours worked basis				

NOTES TO THE ACCOUNTS

Note 3

STAFF COSTS and BENEFITS

3.1 Staff Costs

	1/1/2024 to 31/12/2024 £	1/1/2023 to 31/12/2023 £
Salaries and wages	47,060	63,083
Social security costs		3,559
Pension costs (defined contribution scheme)	12,549	12,861
Other employee benefits		
Total staff costs	59,609	79,503

3.2 There was no expenditure on staff working for the charity whose contracts are with and are paid by a related party

3.3 No employees received employee benefits (excluding employer pension costs) for the reporting period of more than £60,000

3.4 Average head count in the year |

2024 Number	2023 Number
2.0	3.0

3.5 The costs of the Defined Contribution Pension Scheme are included in Note 2's

Support Costs and have been apportioned between activities on an hours worked basis. No pension costs have been allocated to restricted funds.

Notes to the Accounts

Note 4

Grantmaking

4 Analysis of grants paid (included in cost of charitable activities)

Analysis	Grants to institutions 1/1/2024 to 31/12/2024 £	1/1/2023 to 31/12/2023 £
Funding for School and Family Welfare	681,692	514,357
Total	681.692	514,357

N.B *The charity does not identify and/or allocate support costs.*

Notes to the accounts
Notes 5, 6 and 7
Debtors and Creditors

5 Analysis of debtors

	This period £	Last year £
Trade debtors	-	-
Prepayments and accrued income		
Other debtors	109,649	25,000
Total	109,649	25,000

6 Analysis of creditors

	Amounts falling due within one year		Amounts falling due after more than one year	
	This period £	Last year £	This period £	Last year £
Accruals for grants payable	-	-	-	-
Bank loans and overdrafts	100,000	-	-	-
Trade creditors	-	-	-	-
Payments received on account for contracts or performance-related grants	-	-	-	-
Deferred income	3,080	3,870		14,200
Taxation and social security	-	-	-	-
Other creditors	283	1,082	-	-
Total	103,363	4,952		14,200

6.1 Deferred income

Some child sponsors pay annually and this is apportioned on a monthly annual basis from the date of receipt.

Movement in deferred income account

	This period £	Last year £
Balance at the start of the reporting period	18,070	43,798
Amounts added in current period	3,080	11,998
Amounts released to income from previous periods	(18,070)	(13,730)
Balance at the end of the reporting period	3,080	18,070

7 Cash at bank and in hand

Short term cash investments (less than 3 months maturity date)

Short term deposits

Cash at bank and in hand

Other

Total

This period £	Last year £
-	-
-	-
6,757	150,703
124,419	124,419
131,176	275,122

Note 8
Charity Funds

8.1 Details of material funds held and movements during the CURRENT reporting period 1/1/2024 to 31/12/2024

Fund names	Type of Fund	Purpose and Restrictions	Fund balances brought forward	Income	Expenditure	Transfers	Gains and losses	Fund balances carried forward
			£	£	£	£	£	£
Unrestricted Fund	Unrestricted	Main Fund for providing Welfare	280,757	489,884	(633,179)	-	-	137,462
Donations from Trusts	Restricted		-	24,244	(139,850)			- 115,606
								-
Gifts from sponsors	Restricted	Monetary gifts for the purchase of clothing, books, pay for health care, improve living conditions at home.	213	139,468	(24,075)			115,606
	Restricted		-			-		-
Total Funds			280,970	653,596	- 797,104	-	-	137,462

8.1 Details of material funds held and movements during the previous reporting period 1/1/2023 to 31/12/2023

Fund names	Type of Fund	Purpose and Restrictions	Fund balances brought forward	Income	Expenditure	Transfers	Gains and losses	Fund balances carried forward
			£	£	£	£	£	£
Unrestricted Fund	Unrestricted	Main Fund for providing Welfare	115,452	583,582	(418,277)	-	-	280,757
Donations from Trusts	Restricted		9,919	91,312	(101,231)			-
Gifts from sponsors	Restricted	Monetary gifts for the purchase of clothing, books, pay for health care, improve living conditions at home.	735	161,766	(162,288)			213
	Restricted		-			-		-
Total Funds			126,106	836,660	(681,796)	-	-	280,970

