



EDUCATION FOR THE CHILDREN FOUNDATION

ANNUAL REPORT AND ACCOUNTS

YEAR ENDED 31ST DECEMBER 2023

Charity Registration Number 1099280

www.eftcfoundation.org
enquiries@eftcfoundation.org

Principal and Registered Address:

52a Rectory Road, West Bridgford, Nottingham, Notts, NG2 6BU

Governance: The Charity is constituted under a trust deed dated 2nd October 2017.

Trustees who served during the year of 2023:

Michelle Aitken (Chair)

Matt Denman

Nimesh Kamath

Sophie McKee

Dougal Powrie

Nick Watling

Chief Executive: David McKee

The Board of Trustees meet regularly and twice a year, formally, to discuss policy, strategy and finances. In addition, trustees convene whenever the need arises to advise on matters of urgency. Decisions are made on a majority vote.

Risk Assessment

The risk register is continually updated and discussed at each meeting. The Trustees have assessed the major risks to which the charity is exposed and are satisfied that appropriate systems have been implemented to mitigate exposure to the major risks.

Bank:

Bank of Scotland plc

P.O. Box 1000

BX2 1LB

Independent Examiner:

Phil Glyn-Smith (FCA): Whiteacres, Cambridge Road, Whetstone,
Leicestershire, LE8 6ZG

This report covers Education for the Children Foundation's activities in the UK and Guatemala from 1st January 2023 to 31st December 2023. Education for the Children was formally established on 16 May 2003 and became a registered charity on 4 September 2003.

(Registered Charity number 1099280)

Table of Contents

	Page
Chair's Commentary	4
Educate, Nurture, Empower	6
Highlights month by month	7
School of Hope Staff	8
Results	9
Financial Commentary	10
Independent Examiner's Report	13
Annual Accounts 2023	14

Chair's Commentary

2023 finally saw a return to normality, both for the UK fundraising office and the School itself. Activities picked up, supporters and visitors returned, and new and creative ideas borne out of lockdown helped improve many of the processes going forward.

This year, we celebrated our monumental 20th Anniversary of EFTC. A range of events were hosted and celebrated with the wider EFTC community. These culminated in a local carnival event for students, families, staff and supporters in Jocotenango, Guatemala in July as well as a gala evening event for staff, alumni, local supporters, and foreign visitors. Both events were a real celebration of the team work, tenacity and positivity which is embodied by the School of Hope and the Foundation team and created lasting memories for all who attended.

We also recognised the achievements of particular members of staff at the School of Hope this year, as one employee celebrated her 20th year of service, one employee celebrating 5 years and three with 5 year anniversaries. This commitment, dedication and experience helps shape what we offer our students and wider community. Our team in Guatemala is now 98.2% local staff. This is an achievement of which we are particularly proud.

There have been a range of new programmes introduced this year to help students move into entrepreneurship and develop their own businesses when they leave school. Hairdressing and beauty training, design and crafting of fashion accessories gave students a means of earning money while they learn a trade. Our past student, who runs his own ice cream parlour goes from strength to strength.

In November, graduations from primary and secondary (6th and 9th grade) took place again and we were hugely encouraged by the number of students that graduated.

2023 was not without its challenges. We contended with the social and emotional fall out of the pandemic combined with growing pressures on a weary community who is forced to do more with less each year as prices rise but financial opportunity does not. We saw this through student behaviour in the classroom, the increase in bullying and the rise in the number of students needing complex support. Our Social Support team have worked hard to offer as much provision as they can and there has been dedicated fundraising to assist with a range of complex needs. Despite the challenges we have seen the pass rate improve for our students and this brings hope that the effects of the pandemic are slowly being addressed.

The leadership needed to bring this about was in no small part down to our Project Director, Sara Miller, who returned from maternity leave, and her leadership team. Sara will be engaging in an exciting new role for EFTC in January 2024, as she takes up the position of Executive Director of the USA, which will allow us to really raise our fundraising profile in a region that has great untapped potential for us.

We are particularly excited that the Project Director role will be filled by a previous Director and Founder of EFTC, Sophie McKee. This appointment gives us a smooth transition along with added experience that Sophie has gained during her time working in other roles outside of the Foundation. Welcome back, Sophie.

In the UK, our fundraising focused on some key events which secured wider support and built relationships. There was another successful Lords Cricket Ground event and a fully subscribed Golf Day which helped raise awareness and funds. As supporters look for new and more innovative types of events, it was felt that the Annual Dinner had become less attractive and the decision was made to omit this from the calendar and focus on other fundraising initiatives. The supporters at events join the wider group of individual sponsors in the UK and Europe, corporate sponsors, trust funds and those who have continued to join us in a range of fundraising activities. For both our grant givers and our individual supporters economic decline has still hit hard and the team have worked hard to mitigate any losses. Our regular sponsorship programme is crucial in ensuring sustainable funding and keeping these supporters engaged has again been a key focus in 2023. As usual, we prudently fixed our exchange rates and this helped secure our funding at a time when world events may have affected the Sterling/US Dollar rate at any time.

We welcomed both a new Finance Manager and Grant Fundraiser, both complementing the team and bringing some great results.

Again, we drew on our volunteers to assist with our events and other business activities. These include Phil Glyn-Smith for the Independent Examination, ensuring the accounts are filed on time. Our gratitude and thanks, once again, is extended to Castlegate Capital Ltd for providing us with heavily subsidised office space and continuing to cover office expenses. Without this support, EFTC would bear significant additional costs, enabling us to pass on more of our supporters' donations to the School of Hope.

2023, and our 20th anniversary provided a motivating boost to the whole EFTC team who have continued to act flexibly and creatively when necessary.

The effort that the staff put in to continue our work and to sustain the education of our students is to be congratulated. Resilience and determination of the whole organisation has led to the results in this report.

We also looked forward to our goals for the future development of the Foundation and the School and 2024 will bring a focus on wider fundraising activities to start to put these into place.

*Michelle Aitken
Chair of Trustees*

Educate, Nurture, Empower

Driven by a commitment to equal opportunities, Education for the Children has worked with thousands of disadvantaged young people and families from the Jocotenango area since 2003.

Our Mission

That young people from all backgrounds have the ability to access quality education and opportunities for rewarding employment.

Our Vision

We aim to empower young people with the skills and confidence to be successful in their chosen careers.

Values

- Highly individualised approach
- Long-term commitment
- Holistic support
- Community-centred

4 Pillars

- Education
- Nutrition
- Healthcare
- Social Support

Highlights: Month by Month

FEBRUARY

We organised a Career Fair and one-on-one meetings to support our 9th graders as they prepared for high school.

We launched the first in a series of **entrepreneurship workshops**—a course to certify students as Spanish teachers.

APRIL

EFTC entrepreneur Marcos Aquino opened his taco shop, El Sazón Mexicano, in the bustling Antigua Market, offering delicious local treats.

JUNE

For the second year, we ran the **School for Parents** in collaboration with the Municipal Women's Office, educating parents on positive discipline, emotional regulation, and bonding with their children.

AUGUST

We launched a series of teacher trainings, focusing on project-based evaluations and individualised learning goals as part of our **new EFTC methodology** which we continued to develop throughout the year.

OCTOBER

We held **graduations** for our 6th and 9th graders, as well as our first ever **kindergarten graduation** ceremony.

Start of our first **summer school** since the pandemic, with 157 students participating in various educational activities.

DECEMBER

We organised our fourth annual **food drive**, distributing food hampers and gifts to ensure all **352 families** had a joyful Christmas. This was made possible by donations from sponsors, staff, and our wider network.

JANUARY

On 16 January, we welcomed **413 students** back to the School of Hope for our first full year of uninterrupted in-person teaching since the pandemic.

MARCH

We were finally able to reinstate **tutoring and workshops**, with students receiving support in math and literacy, and participating in activities from jewellery making to computer programming.

MAY

On 16 May, we celebrated **20 years since EFTC was registered** as a UK charity, marking two decades of transformative education and support for the Jocotenango community.

JULY

For **EFTC's 20th Anniversary celebration**, we hosted a vibrant multi-day fiesta attended by friends and supporters from all over Guatemala, the US, and the UK. Highlights included a carnival and a gala evening.

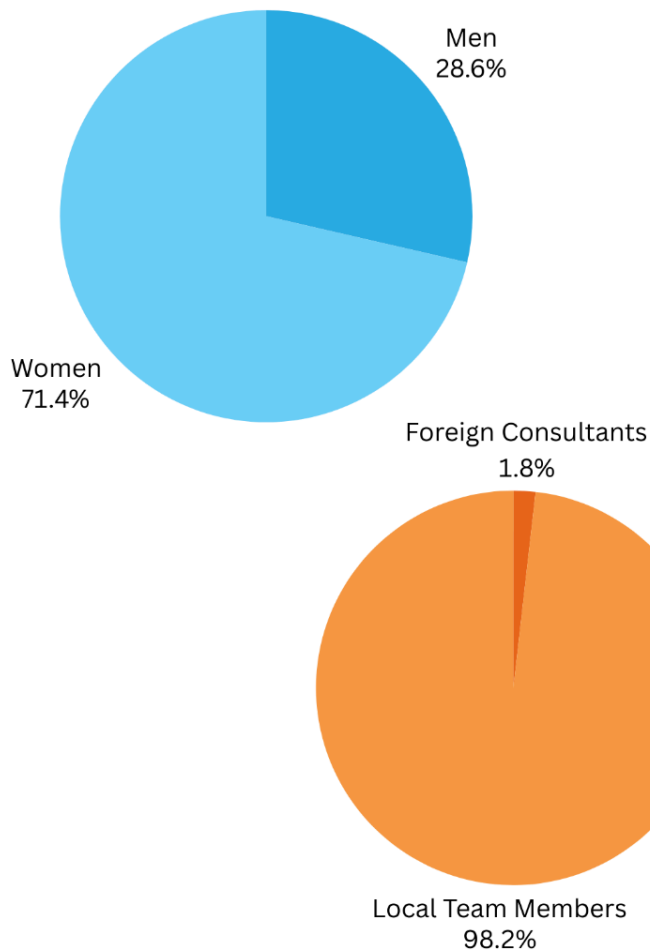
SEPTEMBER

An incredible donation of 204 pairs of glasses from Dr. Nadeem Ali and his team was distributed to 102 students.

In collaboration with the Labour Ministry, we hosted a **job fair for the entire Jocotenango community**, attended by over 770 people.

NOVEMBER

Another **entrepreneur**, Israel Lopez, opened his own barber shop.



75
Female leadership

%

22
Guatemalan leadership

%

- In 2023, we were able to reinstate 4 former full-time positions that we had not replaced during COVID.
- 56 positions in Guatemala; 53 full-time
- 12 permanent positions turned over during the year, making our staff retention rate 77.4%
- One staff member celebrated their 20-year anniversary, one their 10-year anniversary, and three celebrated 5 years of service.



Pass Rate

2019	2020	2021	2022	2023
91.36%	99.2%	94.9%	93.85%	95.3%



Retention Rate

2019	2020	2021	2022	2023
96.4%	98.9%	93.5%	97.9%	96.4%

The initial student population for 2023 was 418 students, and 402 completed the year. Only 19 students are repeating, 8 in Primary School and 11 in Junior High. The highest concentration of students having to repeat was in 6th and 8th grade—both of these groups are high risk with a lot of complex behavioural, educational, and social issues.

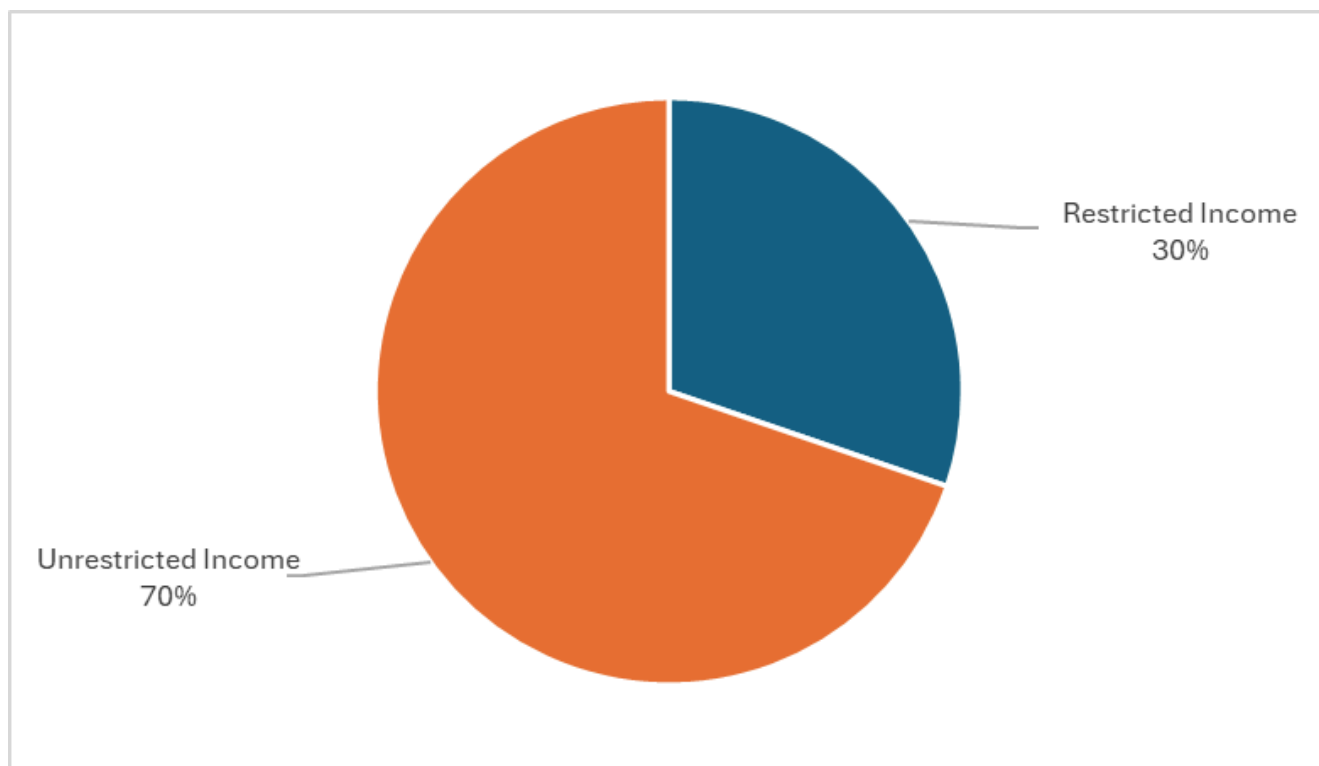
At the end of October, graduation ceremonies were held at the Los Llanos salon for 38 6th graders, and at the Jocotenango salon for 36 9th graders. We held our first ever simple kindergarten graduation ceremony on the school's sports pitch.

For full details and impact of all of our programmes in 2023 please visit www.eftcfoundation.org or contact us at enquiries@eftcfoundation.org.

Financial Commentary

The accounting period runs from 1 January to 31 December 2023 to align with the Guatemalan school year.

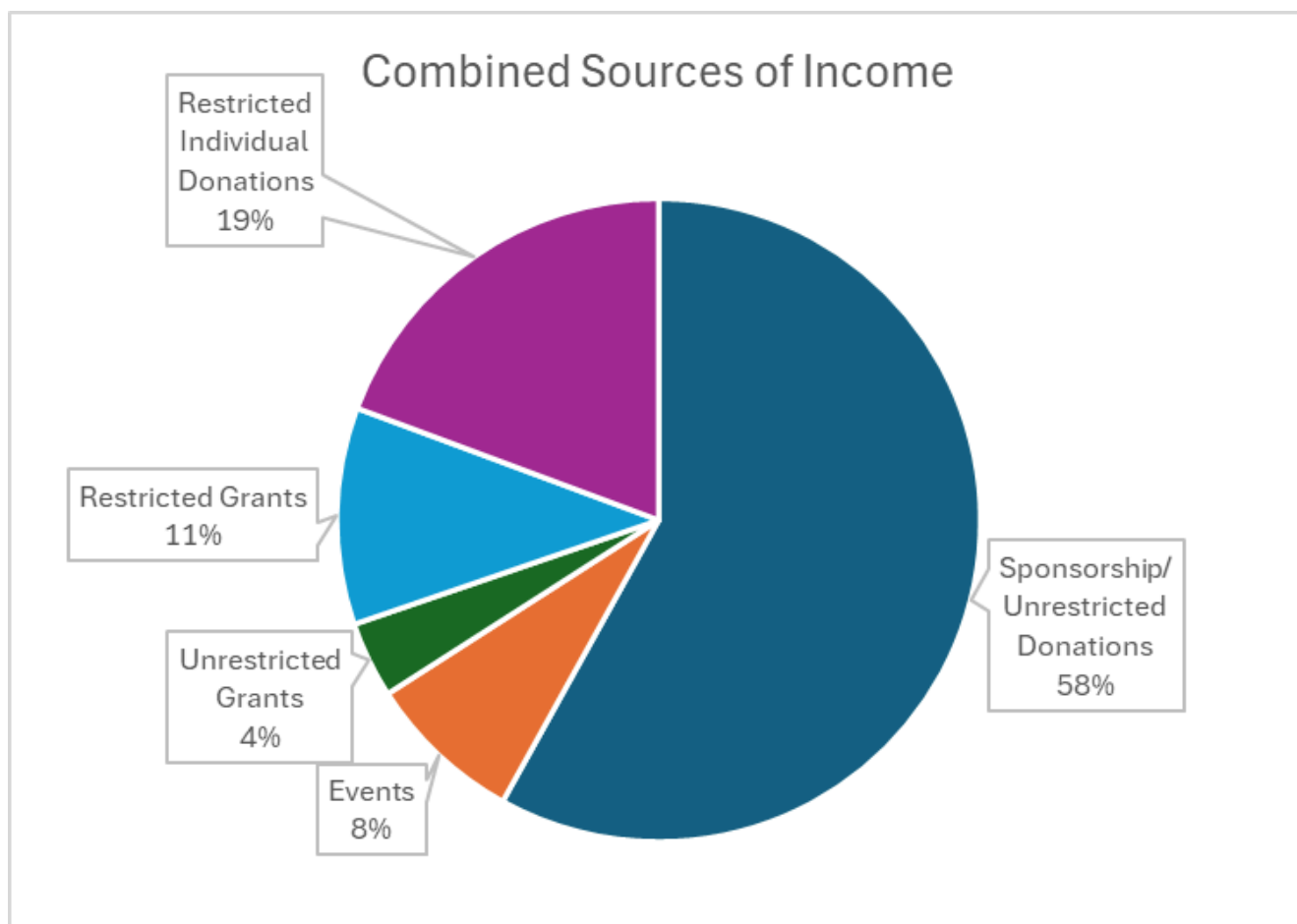
The total income raised was £836,660 of which £253,078 was restricted and £583,582 was unrestricted.



The main source of unrestricted income for Education for the Children is through the student sponsorship programme and personal donations, as well as some key corporate sponsors who together, in the accounting year to 31 December 2023, raised 83.2% of the total unrestricted income. We have had particularly strong support from an individual supporter who in addition to the continued sponsorship made a generous donation of £150,000 to unrestricted funds. The funds raised have increased from the previous year and we are hopeful that this will steadily improve again after a difficult year in 2022.

A further 5.5% of the total unrestricted income came from our charitable trusts and grant givers. As previously mentioned, event income was lower than 2022 at 11.3% of the total unrestricted income due to the removal of the Annual Dinner. The shortfall, against 2022, was made up by success in our grant applications to new and existing charitable foundations.

This income is supported by restricted funds which can be from individuals, corporations or charitable trust grants. Restricted funds were 30% of our total income in this year, which were specific donations from individuals and corporations. This figure includes a major charitable foundation restructuring their support, meaning we did not receive £100,000 in 2023. However, 2024 has started with the boost of £150,000 from this foundation which was paid out at a time when resources are always necessary as the school years starts. We also received significant support from the Paquita Filby Trust who, in addition to their regular support, gave us a further donation to cover the costs of renewing the School roof. The Foundation for Education to improve Family Planning (FEFP) generously donated £60,000 to support roof repairs and running costs.



As with many of the charitable trusts, grant givers, corporate or Foundation supporters, the ability to provide as generous support as in previous years has been difficult and we have seen a drop in the total amounts here too.

Our fundraising costs decreased in 2023 as our main fundraiser started maternity leave and we did not hold the Annual dinner. In 2023, the UK office was staffed by an equivalent of 3 full time positions by 5 staff members, all working part time.

Education for the Children took action again in 2023 to avoid currency fluctuations having an impact on finances in Guatemala by forward buying of the US dollar and setting the annual budget figures based on this rate.

The amount spent to support the education and welfare provision at the School of Hope was £514,357 of the total charity expenditure. The School also worked hard to reduce the income needed whilst still offering our provision to the students.

Education for the Children holds no investments in the charity name and makes no income from any endowment funds.

In the balance sheet at the current liabilities line, it can be seen that these are not actually liabilities but rather deferred income derived from sponsorship paid in advance, £14,200 in 2023, and is fully spendable by us.

At the end of December 2023, reserves were £280,970, which meets the reserves policy of the Foundation and is considered healthy.

Reserves Policy

The Trustees aim to maintain free reserves in unrestricted funds at a level which equates to approximately three months of unrestricted charitable expenditure. The Trustees consider that this level will provide sufficient funds to maintain our services and ensure that support and governance costs are covered. Clearly, this year has, again, been difficult due to a variety of economic pressures in the UK and the reserves fell to below this level at certain times.

A subcommittee of Trustees continues to monitor financial planning, including currency and cash flow management.

Arrangements for Setting Pay and Remuneration

Pay and Remuneration is set by the Trustees in the UK and by the Foundation Director in Guatemala after guidelines issued by the Trustees.

INDEPENDENT EXAMINER'S REPORT

Report to the trustees of Education for the Children Foundation (Charity Reg No 1099280) on accounts for the year ended 31st December 2023.

Set out on pages: 14 -24

Responsibilities and basis of report

As the charity trustees of the Trust you are responsible for the preparation of the accounts in accordance with the requirements of the Charities Act 2011 ('the Act'). I report in respect of my examination of the Trust's accounts carried out under section 145 of the 2011 Act and in carrying out my examination I have followed all the applicable Directions given by the Charity Commission under section 145(5)(b) of the Act.

Independent examiner's statement

I have completed my examination. I confirm that no material matters have come to my attention in connection with the examination giving me cause to believe that in any material respect:

1. Accounting records were not kept in respect of the Trust as required by section 130 of the Act; or
2. the accounts do not accord with those records; or
3. the accounts do not comply with the applicable requirements concerning the form and content of accounts set out in the Charities (Accounts and Reports) Regulations 2008 other than any requirement that the accounts give a 'true and fair view' which is not a matter considered as part of an independent examination.

I have no concerns and have come across no other matters in connection with the examination to which attention should be drawn in this report in order to enable a proper understanding of the accounts to be reached.



Name: Philip Anthony Glyn-Smith August 28th 2024

Relevant professional qualification(s) or body: FCA

Address: Whiteacres, Cambridge Road, Whetstone, Leicestershire, LE8 6ZG

STATEMENT OF FINANCIAL ACTIVITIES

FOR THE YEAR 1 JANUARY 2023 to 31 DECEMBER 2023

				Charity No.	1099280
		Unrestricted Funds	Restricted Funds	Total Funds	
		1/1/2023 to 31/12/2023	1/1/2023 to 31/12/2023	1/1/2023 to 31/12/2023	Year to 31/12/22
	Notes	£	£	£	£
<u>Income from:</u>					
Child Sponsorships and Donations	2	485,713	161,766	647,479	344,935
Grants Received	2	32,000	91,312	123,312	182,354
Fund Raising Events	2	65,869	-	65,869	84,175
Bank Interest					
Total Income		583,582	253,078	836,660	611,464
<u>Expended on:</u>					
Raising Funds	2,3	167,439		167,439	175,538
Education and Welfare Provision in Guatemala	4	250,838	263,519	514,357	440,901
Total Expenditure		418,277	263,519	681,796	616,439
Net Movement in Funds		165,305	(10,441)	154,864	(4,975)
<u>Reconciliation of Funds:</u>					
Total Funds Brought Forward		115,452	10,654	126,106	131,081
Total Funds Carried Forward		280,757	213	280,970	126,106

Balance Sheet

<u>As At 31 December 2023</u>				
	Notes	As at 31/12/2023 £		As at 31/12/2022 £
<u>Current assets</u>				
Debtors	5	25,000		95,427
Cash at bank and in hand	7	275,122		74,788
Total current assets		300,122		170,215
Current Liabilities Due within one year				
Current Liabilities Due within one year	6	4,952		19,109
Net current assets/(liabilities)		295,170		151,106
Total assets less current liabilities		295,170		151,106
Current Liabilities Due after one year				
Deferred income - Annual Sponsorship received in advance to be paid to the school in future years	6	14,200		25,000
Total net assets or liabilities		280,970		126,106
<u>Funds of the Charity</u>	8			
Restricted income funds		213		10,654
Unrestricted funds		280,757		115,452
Total funds		280,970		126,106

Signed by one or two Trustees on behalf of all the Trustees



Print Name

Date

**Michelle
Aitken**

7/8/2024

STATEMENT OF CASH FLOWS

For Year 1 January 2023 to 31 December 2023

	Total Funds 2023 £	Prior Year 2022 £
Net Cash used in Operating Activities	200,334	(59,532)
<i><u>Cash Flows from Investing Activities</u></i>		
Interest and Dividends		
Net Cash Provided By Investing Activities	-	-
Change in Cash and Cash Equivalents in the Year	200,334	(59,532)
Cash and Cash equivalents brought forward	74,788	134,320
Cash and Cash equivalents carried forward	275,122	74,788

Reconciliation of Net Movement in Funds to net cash flow from operating activities

	31/12/2023 £	31/12/2022 £
Net Movement in Funds	154,864	(4,975)
Deduct Interest shown in Investing Activities		
Decrease (increase) in Debtors	70,427	(37,588)
Increase (decrease) in Creditors	(24,957)	(16,969)
Net Cash Used in Operating Activities	200,334	(59,532)

Note 1

ACCOUNTING POLICIES

(a) Basis of preparation and assessment of going concern

The accounts (financial statements) have been prepared under the historical cost convention with items recognised at cost or transaction value unless otherwise stated in the relevant note(s) to these accounts. The accounts are prepared in sterling, which is the functional currency of the charity. Monetary amounts in these financial statements are rounded to the nearest £.

The financial statements have been prepared in accordance with the Statement of Recommended Practice: Accounting and Reporting by Charities preparing their accounts in accordance with the Financial Reporting Standard applicable in the UK and Republic of Ireland (FRS 102) issued on 16 July 2014 and the Financial Reporting Standard applicable in the United Kingdom and Republic of Ireland (FRS 102) and the Charities Act 2011. The trust constitutes a public benefit entity as defined by FRS 102. The trustees consider that there are no material uncertainties about the Trust's ability to continue as a going concern.

(b) Funds Structure

Restricted funds are funds which are to be used in accordance with specific restrictions imposed by the donor or trust deed. There is one permanent restricted fund held for monetary gifts from a child's sponsor for the purchase of clothing, additional books and studying material, health care and in some cases improvements to their living conditions at home. When large grants are received for a specific purpose a separate restricted fund is raised.

Unrestricted income funds comprise those funds which the trustees are free to use for any purpose in furtherance of the charitable objects. Unrestricted funds include designated funds where the trustees, at their discretion, have created a fund for a specific purpose.

(c) Income Recognition

All income is recognised once the charity has entitlement to the income, it is probable that the income will be received and the amount of income receivable can be measured reliably.

Grants and Donations that are subject to terms and conditions are treated as Deferred Income until it is probable that the terms and conditions can be met. If the conditions are not wholly within the control of the charity it will be disclosed as a contingent asset.

Donated Services provided by Castlegate Capital Ltd to the Charity are not reasonably quantifiable, measurable or material, but the scope of the support is mentioned in the Trustees' Annual Report.

Volunteer Help received is not included in the accounts, but is described in the Trustees' Annual Report.

Gift Aid receivable is included in income when there is a valid declaration from the donor. Any Gift Aid received on a donation is considered to be part of that gift and is treated as an addition to the same fund as the initial donation unless the donor or terms of the appeal have specified otherwise.

(d) Expenditure Recognition

Liabilities are recognised as expenditure as soon as there is a legal or constructive obligation committing the charity to that expenditure, it is probable that settlement will be required and the amount of the obligation can be measured reliably.

Support costs. Office staff costs are the major component of Support Costs. As such Support Costs have been apportioned on a time spent basis. Where direct costs have arisen when staging events, these have been charged against the particular event.

Governance Costs comprise all costs involving public accountability of the charity and its compliance with regulation and good practice. Support costs have been allocated to Governance costs where applicable.

Deferred Income arises from child sponsorships paid annually and apportioned on a monthly annual basis from the date of receipt. The deferred income is carried forward as a liability within Creditors on the balance sheet. See note 6.1.

(e) Assets

Tangible Fixed Assets are capitalised if they can be used for more than one year, and cost at least £1,500. They are valued at cost.

(f) Foreign Currencies

Transactions in currencies other than pounds are recorded at the rates of exchange prevailing at the dates of the transactions. At each reporting date, monetary assets and liabilities that are denominated in foreign currencies are retranslated at the rates prevailing on the reporting end date. Gains and losses arising on translation are included in net income/expenditure for the period.

The company uses foreign currency forward contracts in order to mitigate the impact of exchange rate fluctuations. These contracts are recognised at fair value with gains and losses being included in net income or expenditure for the period.

Notes to the Accounts				
Note 2				
Analysis of Income and Costs				
FOR THE YEAR 1 JANUARY to 31 DECEMBER 2023				
	Unrestricted funds income year to 31/12/2023	Restricted income funds year to 31/12/23	Total funds for year to 31/12/23	Prior year 31/01/22 -31/12/22
	£	£	£	£
Donations				
Child Sponsorships	175,693	-	175,693	165,596
Donations Received Directly	260,210	161,766	421,976	140,332
Gift Aid	49,810	-	49,810	39,007
	-	-	-	-
<i>Sub Total</i>	485,713	161,766	647,479	344,935
Grants from other Charitable Foundations	32,000	91,312	123,312	182,354
Other	-	-	-	-
Total Income from Child Sponsorships and Donations	517,713	253,078	770,791	527,289
Office Support Costs			-	-
Net Income from Child Sponsorships and Donations	517,713	253,078	770,791	527,289
Fund Raising Events				
Annual Dinner	-	-	-	10,660
Golf Day	12,443	-	12,443	9,220
Lord's Lunch	42,132	-	42,132	46,393
World EFTC day	-	-	-	1,028
Other (Community income, Christmas Campaign)	11,294	-	11,294	16,874
Total Income From Fund Raising Events	65,869	-	65,869	84,175
Direct Costs of Staging Events	(34,485)	-	(34,485)	(41,245)
Office Support Costs	(5,414)	-	(5,414)	(2,723)
Net Income From Fund Raising Events	25,970	-	25,970	40,207
Investment Income				
Interest	-	-	-	-
Total	-	-	-	-
TOTAL INCOME LESS EVENT COSTS	543,683	253,078	796,761	567,496
EXPENDED ON:-				
Direct Costs of Staging Events	-	-	-	-
Total Governance Costs	(127,541)	-	(127,541)	(131,570)
Sub-Total of Costs	(127,541)	-	(127,541)	(131,570)
Education and Welfare provision in Guatemala	(250,838)	(263,519)	(514,357)	(440,901)
Net Movement in Funds (as per SoFA)	165,304	(10,441)	154,863	(4,975)
N.B.	As most of the Office Support Costs are staff salaries, all support costs have been apportioned on an hours worked basis			

NOTES TO THE ACCOUNTS

Note 3

STAFF COSTS and BENEFITS

3.1 Staff Costs

	1/1/2023 to 31/12/2023 £	1/1/2022 to 31/12/2022 £
Salaries and wages	63,083	58,847
Social security costs	3,559	3,843
Pension costs (defined contribution scheme)	12,861	16,571
Other employee benefits		
Total staff costs	79,503	79,261

3.2 There was no expenditure on staff working for the charity whose contracts are with and are paid by a related party

3.3 No employees received employee benefits (excluding employer pension costs) for the reporting period of more than £60,000

3.4 Average head count in the year |

2023 Number	2022 Number
3.0	3.0

3.5 The costs of the Defined Contribution Pension Scheme are included in Note 2's Support Costs and have been apportioned between activities on an hours worked basis. No pension costs have been allocated to restricted funds.

Notes to the Accounts

Note 4

Grantmaking

4 Analysis of grants paid (included in cost of charitable activities)

Analysis	Grants to institutions 1/1/2023 to 31/12/2023 £	1/1/2022 to 31/12/2022 £
Funding for School and Family Welfare	514,357	440,901
Total	514,357	440,901

N.B *The charity does not identify and/or allocate support costs.*

Notes to the accounts
Notes 5, 6 and 7
Debtors and Creditors

5 Analysis of debtors

	This period £	Last year £
Trade debtors	-	88,099
Prepayments and accrued income		
Other debtors	25,000	7,328
Total	25,000	95,427

6 Analysis of creditors

	Amounts falling due within one year		Amounts falling due after more than one year	
	This period £	Last year £	This period £	Last year £
Accruals for grants payable	-	-	-	-
Bank loans and overdrafts	-	-	-	-
Trade creditors	-	-	-	-
Payments received on account for contracts or performance-related grants	-	-	-	-
Deferred income	3,870	18,798	14,200	25,000
Taxation and social security	-	-	-	-
Other creditors	1,082	311	-	-
Total	4,952	19,109	14,200	25,000

6.1 Deferred income

*Some child sponsors pay annually and this is apportioned on a monthly annual basis from the date of receipt.
In addition one large donation was made to support a class over a three year period.*

Movement in deferred income account

	This period £	Last year £
Balance at the start of the reporting period	43,798	40,868
Amounts added in current period	-	13,730
Amounts released to income from previous periods	(25,728)	(10,800)
Balance at the end of the reporting period	18,070	43,798

7 Cash at bank and in hand

Short term cash investments (less than 3 months maturity date)

Short term deposits

Cash at bank and in hand

Other

Total

	This period £	Last year £
	-	-
	-	-
	150,703	74,788
	124,419	-
	275,122	74,788

Note 8
Charity Funds

8.1 Details of material funds held and movements during the CURRENT reporting period 1/1/2023 to 31/12/2023

Fund names	Type of Fund	Purpose and Restrictions	Fund balances brought forward £	Income £	Expenditure £	Transfers £	Gains and losses £	Fund balances carried forward £
Unrestricted Fund	Unrestricted	Main Fund for providing Welfare	115,452	583,582	(418,277)	-	-	280,757
Donations from Trusts	Restricted		9,919	91,312	(101,231)			-
Gifts from sponsors	Restricted	Monetary gifts for the purchase of clothing, books, pay for health care, improve living conditions at home.	735	161,766	(162,288)			213
	Restricted		-			-		-
Total Funds			126,106	836,660	(681,796)	-	-	280,970

0

8.2 Details of material funds held and movements during the PREVIOUS reporting period 1/1/2022 to 31/12/2022

Fund names	Type of Fund	Purpose and Restrictions	Fund balances brought forward £	Income £	Expenditure £	Transfers £	Gains and losses £	Fund balances carried forward £
Unrestricted Fund	Unrestricted	Main Fund for providing Welfare	127,875	446,882	(459,305)	0	0	115,452
Donations from Trusts	Restricted		1,991	149,954	(142,026)			9,919
Gifts from sponsors	Restricted	Monetary gifts for the purchase of clothing,	1,215	14,628	(15,108)			735
	Restricted					0		0
Total Funds			131,081	611,464	(616,439)	0	0	126,106