



EDUCATION FOR THE CHILDREN FOUNDATION

ANNUAL REPORT AND ACCOUNTS

YEAR ENDED 31ST DECEMBER 2022

Charity Registration Number 1099280

www.eftc.org.uk
enquiries@eftc.org.uk

Principle and Registered Address:

52a Rectory Road, West Bridgford, Nottingham, Notts, NG2 6BU

Governance: The Charity is constituted under a trust deed dated 2nd October 2017.

Trustees who served during the year of 2022:

Michelle Aitken (Chair)

Matt Denman

Nimesh Kamath

Sophie McKee

Dougal Powrie

Nick Watling (elected September 2022)

Chief Executive: David McKee

The Board of Trustees meet regularly and twice a year, formally, to discuss policy, strategy and finances. In addition, trustees convene whenever the need arises to advise on matters of urgency. Decisions are made on a majority vote.

Risk Assessment

The risk register is continually updated and discussed at each meeting. The Trustees have assessed the major risks to which the charity is exposed and are satisfied that appropriate systems have been implemented to mitigate exposure to the major risks.

Bank:

Bank of Scotland plc

P.O. Box 1000

BX2 1LB

Independent Examiner:

Phil Glyn-Smith (FCA): Whiteacres, Cambridge Road, Whetstone,
Leicestershire, LE8 6ZG

This report covers Education for the Children Foundation's activities in the UK and Guatemala from 1st January 2022 to 31st December 2022. Education for the Children was formally established on 16 May 2003 and became a registered charity on 4 September 2003.
(Registered Charity number 1099280)

Table of Contents

	Page
Chair's Commentary	4
Educate, Nurture, Empower	5
A Year in View	6
School of Hope Staff	7
Results	8
Financial Commentary	10
Independent Examiner's Report	13
Annual Accounts 2022	14

Chair's Commentary

2022 was a long road to normality, both for the UK fundraising office and the School itself. The many difficulties faced throughout the year were lifted by the one huge success of The School of Hope opening after two years of closure. This year, the dedicated staff focused on welcoming students back from difficult times of learning, picking them up from where they left off and ensuring that they developed and had success. Student wellbeing played a key part in this process.

In November, graduations from primary and secondary (6th and 9th grade) took place again and we were hugely encouraged by the number of students that graduated.

Sponsor visits started up again, bringing new input and volunteering time. The noise and energy within the school returned and the Guatemalan team came out of the pandemic as a stronger, more united and much more adaptable team, demonstrating fantastic levels of resilience. The leadership needed to bring this about was in no small part down to our Project Director, Sara Miller, and her leadership team. In her words, there have been and are challenges going into 2023 'There are many glaring effects from the pandemic. Delayed development of academic skills, the marked increase in high-risk social cases especially among our teenagers. Rising prices that push our families who live in already precarious situations over the edge financially. Kindergarten classes who have not socialised or developed language as they should have. As we recover we must be patient and dedicated. We must continue to focus on the individual needs of each student and strengthen our staff to continuously adapt programs.'

In the UK, as our fundraising started to pick up, we saw sterling decline after a UK mini budget hit foreign exchange markets. Each year we prudently fix our exchange rates on an annual basis and this helped secure our funding at a difficult time.

The final quarter of the year marked the start of a busy fundraising period and our Lord's event was well supported. This was a particularly joyous event as supporters got together again to celebrate the work of EFTC in a prestigious setting. Sara came over for the event to meet key sponsors and corporates and this was well received by all of our supporters. These supporters join the wider group of individual sponsors in the UK and Europe, corporate sponsors, trust funds and those who have continued to join us in a range of fundraising activities. As both grant givers and our individual supporters suffered from the residual effects of the pandemic as well as economic decline, there was a slight drop in both of these areas of funding. Each type of supporter makes a big difference and we truly appreciate the contribution they make. Our regular sponsorship programme is crucial in ensuring sustainable funding and keeping these supporters engaged has again been a key focus in 2022.

Again, we drew on our volunteers to assist with our events and other business activities. These include Phil Glyn-Smith and Alison Hollett for their work on ensuring the accounts are filed on time. Our gratitude and thanks, once again, is extended to Castlegate Capital Ltd for providing us with heavily subsidised office space and continuing to cover office expenses which we were happy to move back into in 2022. Without this support, EFTC would bear significant additional costs, enabling us to pass on more of our supporters' donations to the School of Hope. We also received significant donations for emergency roof repairs.

Our staff, students and families were still facing a wide range of challenges throughout 2022. What has emerged is a strength within the whole team and a continued ability to be flexible and agile which will take us on our journey going forward. In the UK office we were pleased to welcome back our key fundraising manager who had been on maternity leave and she has been successful in nurturing and developing new relationships. We are now at a full complement of staff so fundraising activities are now well underway.

The effort that the staff put in to continue our work and to sustain the education of our students is to be congratulated. Resilience and determination of the whole organisation has led to the results in this report. A report we are proud of in light of the challenging new beginnings.

Michelle Aitken

Chair of Trustees

Educate, Nurture, Empower

Driven by a commitment to equal opportunities, Education for the Children has worked with thousands of disadvantaged young people and families from the Jocotenango area since 2003.

Our Mission

That young people from all backgrounds have the ability to access quality education and opportunities for rewarding employment.

Our Vision

We aim to empower young people with the skills and confidence to be successful in their chosen careers.

Values

- Highly individualised approach
- Long-term commitment
- Holistic support
- Community centred

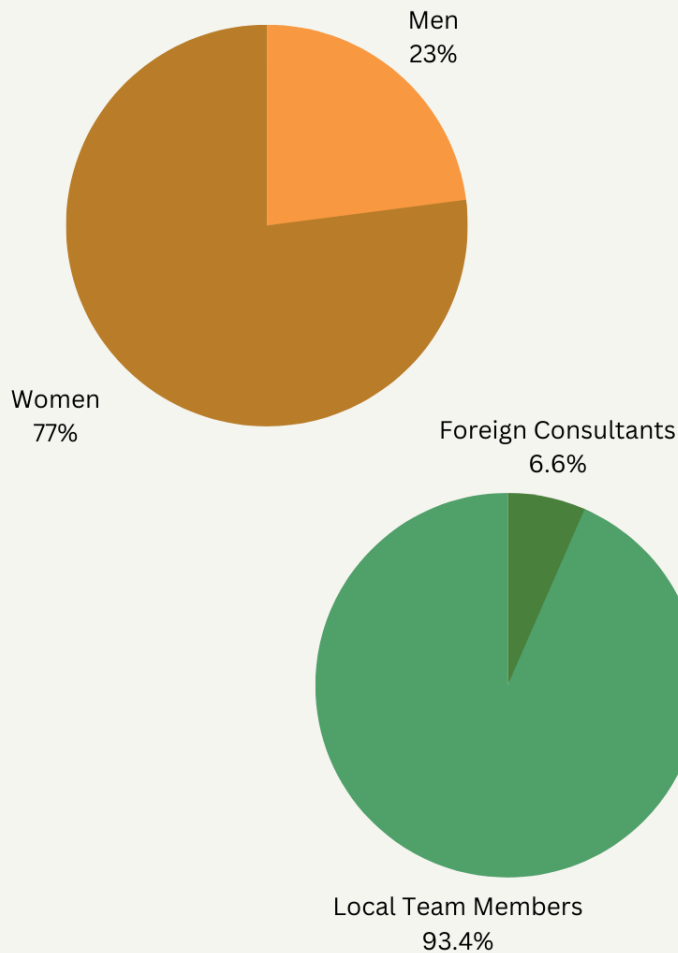
4 Pillars

- Education
- Nutrition
- Healthcare
- Social Support

Highlights: Month by Month



Our Staff



73%

female leadership

82%

Guatemalan
leadership

- New, enthusiastic team - vast majority of our teachers and administrators hired between 2021-2022
- Their positive attitude, resilience, talent and perseverance allowed the school to re-open and thrive
- 61 positions in Guatemala - 49 full time
- 2 staff celebrated 10 years service, 2 staff celebrated 5 years service.



Pass Rate

2018	2019	2020	2021	2022
88.07%	91.36%	99.2%	94.9%	93.85%



Retention Rate

2018	2019	2020	2021	2022
97.2%	96.4%	98.9%	93.5%	97.9%

The initial student population for 2022 was 432 students and 423 completed the year. Only 26 students are repeating, 22 in Primary and 4 in Junior High. The biggest hurdle for our youngest students has been learning how to read and write, especially as many of them are a year or two late for this milestone.

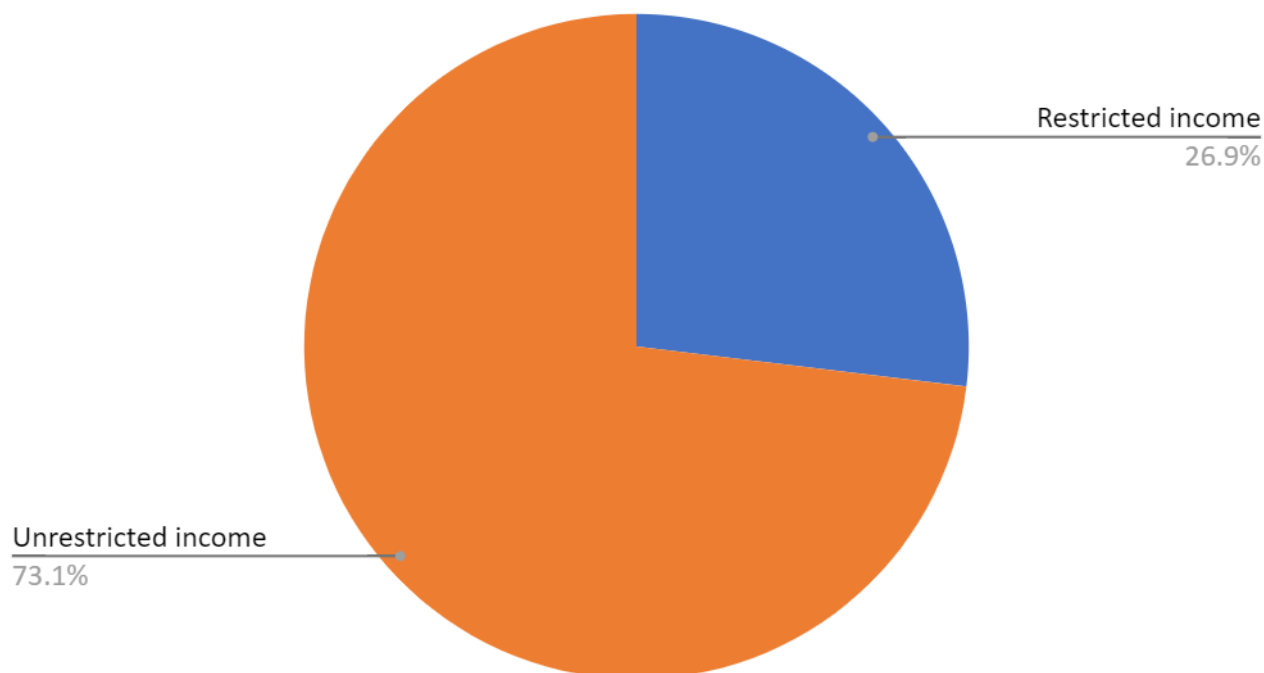
In November, graduation ceremonies took place at the municipal hall in Jocotenango. 46 sixth graders and 41 ninth graders were celebrated.

For full details and impact of all of our programmes in 2022 please visit www.eftcfoundation.org or contact us on enquiries@eftc.org.uk

Financial Commentary

The accounting period runs from 1 January to 31 December to align with the Guatemalan school year.

The total income raised was £611,464 of which £164,582 was restricted and £446,882 was unrestricted.

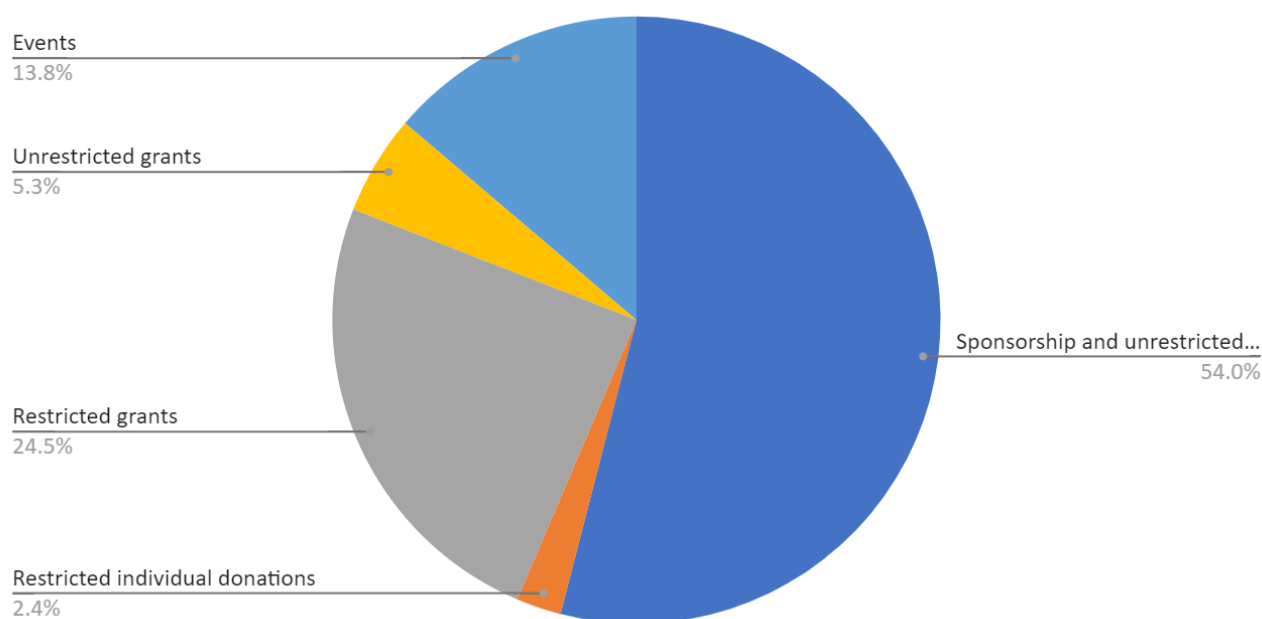


The main source of unrestricted income for Education for the Children is through the student sponsorship programme and personal donations, as well as some key corporate sponsors who together, in the accounting year to 31 December 2022, raised 54% of the total unrestricted income. Whilst the funds raised has dropped from the previous year due to individuals' own income being affected by the external economic factors, we were able to continue our relationship with most of our sponsors, which has been really encouraging.

A further 5.3% of unrestricted income came from our charitable trusts and grant givers which was slightly lower than 2021 due to the size of grants being reduced. Again, event income was lower than 2021 at 13.8%, due to the downturn in the economy. The shortfall, against 2021, was made up by some generous individual donations.

This income is supported by restricted funds which can be from individuals, corporations or charitable trust grants. Restricted funds were 26.9% of our total income in this year, which were specific donations from individuals and corporations, most notably the continued support from St. James's Place Foundation. St. James's Place Foundation continues to be a long term supporter of EFTC. They have provided funds for a number of initiatives at the school which have enabled us to embed various activities into our core service provision and help us to continue our work in the Further Education programme. We also received significant support from the Paquita Filby Trust who, in addition to their regular support, gave us a further donation to cover the costs of renewing the School roof.

Sources of Income



As with many of the charitable trusts, grant givers, corporate or Foundation supporters the ability to provide as generous support as in previous years has been difficult and we have seen a drop in the total amounts here too.

Our fundraising costs increased in 2022 as our main fundraiser returned from maternity leave and engaged in stewardship of our supporters and acquisition of new support.

In 2022, the UK office was staffed by an equivalent of 3 full time positions by 4 staff members, all working part time.

Education for the Children took action again in 2022 to avoid currency fluctuations having an impact on finances in Guatemala by forward buying of the US dollar and setting the annual budget figures based on this rate.

The amount spent to support the education and welfare provision at the School of Hope was £440,901 of the total charity expenditure. The School also worked hard to reduce the income needed whilst still offering our provision to the students.

Education for the Children holds no investments in the charity name and makes no income from any endowment funds.

In the balance sheet at the current liabilities line, it can be seen that these are not actually liabilities but rather deferred income derived from sponsorship paid in advance, £25,000 in 2022, and is fully spendable by us.

At the end of December 2022, reserves were £126,106, which is close to the reserves policy of the Foundation and due to exceptional circumstances over the last 3 years is considered healthy.

Reserves Policy

The Trustees aim to maintain free reserves in unrestricted funds at a level which equates to approximately three months of unrestricted charitable expenditure. The Trustees consider that this level will provide sufficient funds to maintain our services and ensure that support and governance costs are covered. Clearly, this year has, again, been difficult due to a variety of economic pressures in the UK and the reserves have fallen to under this level. We are confident that once there is more stability in the fundraising possibilities again, we can increase our reserves back to previous years' levels.

A subcommittee of Trustees continues to monitor financial planning, including currency and cash flow management.

Arrangements for Setting Pay and Remuneration

Pay and Remuneration is set by the Trustees in the UK and by the Foundation Director in Guatemala after guidelines issued by the Trustees.

INDEPENDENT EXAMINER'S REPORT

Report to the trustees of Education for the Children Foundation (Charity Reg No 1099280) on accounts for the year ended 31st December 2022.

Set out on pages: 14 -24

Responsibilities and basis of report

As the charity trustees of the Trust you are responsible for the preparation of the accounts in accordance with the requirements of the Charities Act 2011 ('the Act'). I report in respect of my examination of the Trust's accounts carried out under section 145 of the 2011 Act and in carrying out my examination I have followed all the applicable Directions given by the Charity Commission under section 145(5)(b) of the Act.

Independent examiner's statement

I have completed my examination. I confirm that no material matters have come to my attention in connection with the examination giving me cause to believe that in any material respect:

1. Accounting records were not kept in respect of the Trust as required by section 130 of the Act; or
2. the accounts do not accord with those records; or
3. the accounts do not comply with the applicable requirements concerning the form and content of accounts set out in the Charities (Accounts and Reports) Regulations 2008 other than any requirement that the accounts give a 'true and fair view' which is not a matter considered as part of an independent examination.

I have no concerns and have come across no other matters in connection with the examination to which attention should be drawn in this report in order to enable a proper understanding of the accounts to be reached.



Name: Philip Anthony Glyn-Smith August 30th 2023

Relevant professional qualification(s) or body: FCA

Address: Whiteacres, Cambridge Road, Whetstone, Leicestershire, LE8 6ZG

STATEMENT OF FINANCIAL ACTIVITIES

FOR THE YEAR 1 JANUARY 2022 to 31 DECEMBER 2022

Charity No. **1099280**

		Unrestricted Funds 1/1/2022 to 31/12/2022	Restricted Funds 1/1/2022 to 31/12/2022	Total Funds 1/1/2022 to 31/12/2022	Year to 31/12/21
	Notes	£	£	£	£
<u>Income from:</u>					
Child Sponsorships and Donations	2	330,307	14,628	344,935	317,122
Grants Received	2	32,400	149,954	182,354	183,235
Fund Raising Events	2	84,175	0	84,175	93,955
Bank Interest					
Total Income		446,882	164,582	611,464	594,312
<u>Expended on:</u>					
Raising Funds	2,3	175,538		175,538	139,992
Education and Welfare Provision in Guatemala	4	283,767	157,134	440,901	472,153
		-		-	-
Total Expenditure		459,305	157,134	616,439	612,145
Net Movement in Funds		(12,423)	7,448	(4,975)	(17,833)
<u>Reconciliation of Funds:</u>					
Total Funds Brought Forward		127,875	3,206	131,081	148,914
Total Funds Carried Forward		115,452	10,654	126,106	131,081

Balance Sheet As At 31 December 2022

		As at 31/12/2022 £	As at 31/12/2021 £
	Notes		
Current assets			
Debtors	5	95,427	57,839
Cash at bank and in hand	7	74,788	134,320
Total current assets		170,215	192,159
Current Liabilities Due within one year	6	19,109	35,245
Net current assets/(liabilities)		151,106	156,914
Total assets less current liabilities		151,106	156,914
Current Liabilities Due after one year			
Deferred income - Annual Sponsorship received in advance to be paid to the school in future years	6	25,000	25,833
Total net assets or liabilities		126,106	131,081
<u>Funds of the Charity</u>	8		
Restricted income funds		10,654	3,206
Unrestricted funds		115,452	127,875
Total funds		126,106	131,081

Signed by one or two Trustees on behalf of all the Trustees



Print Name

Date

**Michelle
Aitken**

30.06.2023

STATEMENT OF CASH FLOWS

For Year 1 January 2022 to 31 December 2022

	Total Funds 2022 £	Prior Year 2021 £
Net Cash used in Operating Activities	(59,532)	(16,534)
<i><u>Cash Flows from Investing Activities</u></i>		
Interest and Dividends		
Net Cash Provided By Investing Activities		
Change in Cash and Cash Equivalents in the Year	(59,532)	(16,534)
Cash and Cash equivalents brought forward	134,320	150,854
Cash and Cash equivalents carried forward	74,788	134,320

Reconciliation of Net Movement in Funds to net cash flow from operating activities

	<u>31/12/2022</u> £	<u>31/12/2021</u> £
Net Movement in Funds	(4,975)	(17,833)
Deduct Interest shown in Investing Activities		
Decrease (increase) in Debtors	(37,588)	(20,794)
Increase (decrease) in Creditors	(16,969)	22,093
Net Cash Used in Operating Activities	(59,532)	(16,534)

Note 1
ACCOUNTING POLICIES
(a) <u>Basis of preparation and assessment of going concern</u>
The accounts (financial statements) have been prepared under the historical cost convention with items recognised at cost or transaction value unless otherwise stated in the relevant note(s) to these accounts. The accounts are prepared in sterling, which is the functional currency of the charity. Monetary amounts in these financial statements are rounded to the nearest £.
The financial statements have been prepared in accordance with the Statement of Recommended Practice: Accounting and Reporting by Charities preparing their accounts in accordance with the Financial Reporting Standard applicable in the UK and Republic of Ireland (FRS 102) issued on 16 July 2014 and the Financial Reporting Standard applicable in the United Kingdom and Republic of Ireland (FRS 102) and the Charities Act 2011. The trust constitutes a public benefit entity as defined by FRS 102. The trustees consider that there are no material uncertainties about the Trust's ability to continue as a going concern.
(b) <u>Funds Structure</u>
<u>Restricted funds</u> are funds which are to be used in accordance with specific restrictions imposed by the donor or trust deed. There is one permanent restricted fund held for monetary gifts from a child's sponsor for the purchase of clothing, additional books and studying material, health care and in some cases improvements to their living conditions at home. When large grants are received for a specific purpose a separate restricted fund is raised.
<u>Unrestricted income funds</u> comprise those funds which the trustees are free to use for any purpose in furtherance of the charitable objects. Unrestricted funds include designated funds where the trustees, at their discretion, have created a fund for a specific purpose.
(c) <u>Income Recognition</u>
<u>All income</u> is recognised once the charity has entitlement to the income, it is probable that the income will be received and the amount of income receivable can be measured reliably.
<u>Grants and Donations</u> that are subject to terms and conditions are treated as Deferred Income until it is probable that the terms and conditions can be met. If the conditions are not wholly within the control of the charity it will be disclosed as a contingent asset.
<u>Donated Services</u> provided by Castle Gate Capital Ltd to the Charity are not reasonably quantifiable, measurable or material, but the scope of the support is mentioned in the Trustees' Annual Report.
<u>Volunteer Help</u> received is not included in the accounts, but is described in the Trustees' Annual Report
<u>Gift Aid</u> receivable is included in income when there is a valid declaration from the donor. Any Gift Aid received on a donation is considered to be part of that gift and is treated as an addition to the same fund as the initial donation unless the donor or terms of the appeal have specified otherwise.
(d) <u>Expenditure Recognition</u>
<u>Liabilities</u> are recognised as expenditure as soon as there is a legal or constructive obligation committing the charity to that expenditure, it is probable that settlement will be required and the amount of the obligation can be measured reliably.
<u>Support costs.</u> Office staff costs are the major component of Support Costs. As such Support Costs have been apportioned on a time spent basis. Where direct costs have arisen when staging events, these have been charged against the particular event.
<u>Governance Costs</u> comprise all costs involving public accountability of the charity and its compliance

	with regulation and good practice. Support costs have been allocated to Governance costs where applicable.
	<u>Deferred Income</u> arises from child sponsorships paid annually and apportioned on a monthly annual basis from the date of receipt. The deferred income is carried forward as a liability within Creditors on the balance sheet. See note 6.1.
(e)	<u>Assets</u>
	Tangible Fixed Assets are capitalised if they can be used for more than one year, and cost at least £1,500.
	They are valued at cost.
(f)	<u>Foreign Currencies</u>
	Transactions in currencies other than pounds are recorded at the rates of exchange prevailing at the dates of the transactions. At each reporting date, monetary assets and liabilities that are denominated in foreign currencies are retranslated at the rates prevailing on the reporting end date. Gains and losses arising on translation are included in net income/expenditure for the period.
	The company uses foreign currency forward contracts in order to mitigate the impact of exchange rate fluctuations. These contracts are recognised at fair value with gains and losses being included in net income or expenditure for the period.

NOTES TO THE ACCOUNTS

Note 2

Analysis of Income and Costs FOR THE YEAR 1 JANUARY to 31 DECEMBER 2021

		Unrestricted funds income year to to 31/12/2022	Restrict ed income funds year to 31/12/22	Total funds for year to 31/12/2022	Prior year 31/01/2021 to 31/12/2021
		£	£	£	£
Donations	Child Sponsorships	165,596		165,596	169,155
	Donations Received Directly	125,704	14,628	140,332	110,155
	Gift Aid	39,007		39,007	37,812
	Just Giving/Virgin Money	-	-	-	-
	<i>Sub Total</i>	330,307	14,628	344,935	317,122
	Grants from other Charitable Foundations	32,400	149,954	182,354	183,235
	Total Income from Child Sponsorships and Donations	362,707	164,582	527,289	500,357
	Office Support Costs			0	
	Net Income from Child Sponsorships and Donations	362,707	164,582	527,289	500,357
Fund Raising Events	Annual Ball	10,660	-	10,660	18,204
	Golf Day	9,220	-	9,220	6,734
	Lord's Lunch	46,393	-	46,393	46,353
	World EFTC day	1,028	-	1,028	
	Supper Club	-		-	4,458
	Other (Community income, Christmas Campaign)	16,874	-	16,874	18,206
	Total Income From Fund Raising Events	84,175	-	84,175	93,955
	Direct Costs of Staging Events	(41,245)		(41,245)	(33,461)
	Office Support Costs	(2,723)		(2,723)	(4,810)
	Net Income From Fund Raising Events	40,207	0	40,207	55,684
Investment Income	Interest		-	-	-
	Total	-	-	-	-
Governance Costs	Audit Fees			0	0
	Trustees (Chairman) Air Fares to Guatemala	0		0	0
	Total Governance Costs	0		0	0
	N.B. Trustees are not re-imbursed for expenses, on travel to Guatemala.				
	TOTAL INCOME	402,914	164,582	567,496	594,312

Note 2 continued
Analysis of Income
and Costs
FOR THE YEAR 1 JANUARY to 31 DECEMBER 2021

EXPENDED
ON:-

	Unrestricted funds income year to to 31/12/2022	Restrict ed income funds year to 31/12/22	Total funds for year to 31/12/202 2	Prior year 31/01/202 1 to 31/12/202 1
Office Support Costs	(131,570)	-	(131,570)	(101,721)
Adjusted: Support Costs are not charged to Restricted Funds	-	-	-	0
Total Governance Costs	0	0	0	0
Sub-Total of Support Costs	(131,570)	0	(131,570)	(101,721)
Education and Welfare provision in Guatemala	(283,767)	(157,134)	(440,901)	(472,153)
Net Movement in Funds (as per SoFA)	(12,423)	7,448	(4,975)	(17,833)

N.B. As most of the Office Support Costs are staff salaries, all support costs have been apportioned on an hours worked basis

NOTES TO THE ACCOUNTS

Note 3

STAFF COSTS and BENEFITS

3.1 Staff Costs

	1/1/2022 to 31/12/2022	1/1/2021 to 31/12/2021
	£	£
Salaries and wages	58,847	58,206
Social security costs	3,843	1,206
Pension costs (defined contribution scheme)	16,571	9,697
Other employee benefits	-	-
Total staff costs	79,261	69,109

3.2 There was no expenditure on staff working for the charity whose contracts are with and are paid by a related party

3.3 No employees received employee benefits (excluding employer pension costs) for the reporting period of more than £60,000

3.4 Average headcount in the year |

2022 Number	2021 Number
3.0	3.3

3.5 The costs of the Defined Contribution Pension Scheme are included in Note 2's Support Costs and have been apportioned between activities on an hours worked basis. No pension costs have been allocated to restricted funds.

Notes to the accounts

Note 4

Grantmaking

4 Analysis of grants paid (included in cost of charitable activities)

Analysis	Grants to institutions 1/1/2022 to 31/12/2022 £	1/1/2021 to 31/12/2021 £
Funding for School and Family Welfare	440,901	472,153
Total	440,901	472,153

N.B *The charity does not identify and/or allocate support costs.*

Notes to the accounts
Notes 5, 6 and 7
Debtors and Creditors

5 Analysis of debtors

	£	£
Trade debtors	88,099	57,839
Prepayments and accrued income		
Other debtors	7,328	-
Total	95,427	57,839

6 Analysis of creditors

	Amounts falling due within one year		Amounts falling due after more than one year	
	This period £	Last year £	This period £	Last year £
Accruals for grants payable		-	-	-
Bank loans and overdrafts		-	-	-
Trade creditors	-	20,000	-	-
Payments received on account for contracts or performance-related grants	-	-	-	-
Accruals and deferred income	18,798	15,035	25,000	25,833
Taxation and social security			-	-
Other creditors	311	123		
Total	19,109	35,158	25,000	25,833

6.1 Deferred income

Some child sponsors pay annually and this apportioned on a monthly annual basis from the date of receipt. In addition one large donation was made to support a class over a three year period.

Movement in deferred income account

	This period £	Last year £
Balance at the start of the reporting period	40,868	36,687
Amounts added in current period	13,730	40,868
Amounts released to income from previous periods	(10,800)	(36,687)
Balance at the end of the reporting period	43,798	40,868

7 Cash at bank and in hand

	This period £	Last year £
Short term cash investments (less than 3 months maturity date)	-	-
Short term deposits	-	-
Cash at bank and on hand	74,788	134,320
Other	-	-
Total	74,788	134,320

Note 8
Charity Funds

8.1 Details of material funds held and movements during the CURRENT reporting period 1/1/2022 to 31/12/2022

	Type of Fund	Purpose and Restrictions	Fund balances brought forward	Income	Expenditure	Transfers	Gains and losses	Fund balances carried forward
Fund names			£	£	£	£	£	£
Unrestricted Fund	Unrestricted	Main Fund for providing Welfare	127,875	446,882	(459,305)	0	0	115,452
Foundation Scotland	Restricted			8,137	(8,137)	0	0	0
Foux Foundation	Restricted		1,991	13,378	(6,450)			8,919
SJP	Restricted			100,000	(100,000)			0
Tula Trust	Restricted			2,500	(2,500)			0
Austin Bailey	Restricted			1,000	-			1,000
The James Tudor Foundation	Restricted			5,939	(5,939)			0
The Paquita Filby Trust	Restricted			10,000	(10,000)			0
The Grace Trust	Restricted			1,000	(1,000)			0
Kate Farrer	Restricted			1,000	(1,000)			0
The Open Gate Trust	Restricted			2,500	(2,500)			0
pat newman memorial trust	Restricted			500	(500)			0
Souter	Restricted			4,000	(4,000)			0
Gifts from individuals and companies for specific projects at the school (bathrooms)	Restricted		293	6,568	(6,861)			0
Gifts from Child Sponsors	Restricted	Monetary gifts for the purchase of clothing, books, pay for health care, improve living conditions at home.	922	8,060	(8,247)	0		735
Total Funds			131,081	611,464	(616,439)	0	0	126,106

8.2 Details of material funds held and movements during the PREVIOUS reporting period 1/1/2021 to 31/12/2021

Fund names	Type of Fund	Purpose and Restrictions	Fund balances brought forward	Income	Expenditure	Transfers	Gains and losses	nd balances carried forward
			£	£	£	£	£	£
Unrestricted Fund	Unrestricted	Main Fund for providing Welfare	130,173	426,280	(428,578)	-	-	127,875
Foux Foundation	Restricted			11,945	(9,954)			1,991
SJP	Restricted			10,000	(10,000)			0
Tula Trust	Restricted			2,000	(2,000)			0
Ashworth Charitable Trust	Restricted			4,290	(4,290)			0
Coles Medlock	Restricted			5,000	(5,000)			0
Evan Cornish Foundation	Restricted			10,000	(10,000)			0
Kate Farrer	Restricted			1,000	(1,000)			0
SJP	Restricted			100,000	(100,000)			0
UEFA			9,107	0	(9,107)			0
Restricted nutrition donations from individuals	Restricted	Restricted to nutrition and all other Covid-19 needs		15,337	(15,337)			0
Gifts from individuals and companies for specific projects at the school (bathrooms)	Restricted		8,219	8,460	(16,386)			293
Gifts from Child Sponsors	Restricted	Monetary gifts for the purchase of clothing, books, pay for health care, improve living conditions at home.	1,415	2,006	(2,499)	0		922
Total Funds			148,914	596,318	(614,151)	-	-	131,081