



**EDUCATION FOR THE CHILDREN FOUNDATION**

**ANNUAL REPORT AND ACCOUNTS**

**YEAR ENDED 31<sup>ST</sup> DECEMBER 2021**

**Charity Registration Number 1099280**

**Principle and Registered Address:**

52a Rectory Road, West Bridgford, Nottingham, Notts, NG2 6BU

**Governance:** The Charity is constituted under a trust deed dated 2<sup>nd</sup> October 2017.

Trustees who served during the year of 2021:

Michelle Aitken (Chair)  
Matt Denman  
Nimesh Kamath  
Miranda Keast (retired in September 2021)  
Sophie McKee  
Dougal Powrie

Chief Executive: David McKee

The Board of Trustees meet regularly and twice a year, formally, to discuss policy, strategy and finances. In addition, trustees convene whenever the need arises to advise on matters of urgency. Decisions are made on a majority vote.

**Risk Assessment**

The risk register is continually updated and discussed at each meeting. The Trustees have assessed the major risks to which the charity is exposed and are satisfied that appropriate systems have been implemented to mitigate exposure to the major risks.

**Bank:**

Bank of Scotland plc  
P.O. Box 1000  
BX2 1LB

**Independent Examiner:**

Phil Glyn-Smith (FCA): Whiteacres, Cambridge Road, Whetstone,  
Leicestershire, LE8 6ZG

This report covers Education for the Children Foundation's activities in the UK and Guatemala from 1<sup>st</sup> January 2021 to 31<sup>st</sup> December 2021. Education for the Children was formally established on 16 May 2003 and became a registered charity on 4 September 2003.  
(Registered Charity number 1099280)

## Table of Contents

	Page
Chair's Commentary	4
Educate, Nurture, Empower	5
Our Impact in 2021	6
Evaluating Pandemic Outcomes	7
School of Hope Staff	8
Financial Commentary	9
Independent Examiner's Report	12
Annual Accounts 2021	13

## Chair's Commentary

*2021 was expected to be a year of recovery from the pandemic but the effects of the ongoing disruption made this year as difficult as the year before. Despite many changes to the plans, both for the school and fundraising, the staff, students and families found ways of working around the closures and accommodating the restrictions. To quote our Project Director, Sara Miller 'Throughout 2021, our students, families, and staff grappled with loss: loss of structure, security, connection and advancement, loss of the sheer noise, beautiful chaos and energy of a school filled with 450 students.' However, 2021 became the year of 'can do' and the resilience shown was exceptional. This report highlights the successes that were achieved.*

*Having been working tirelessly with a remote model of teaching and students submitting packets of work at regular intervals, our school briefly opened for the students in May to accommodate them using outside spaces with a 'hybrid' home/school model. Sadly, only 3 weeks later, with rising Covid cases, the Ministry for Education ordered schools to close again. During 2020 and early 2021, generous donors had ensured that we had enough IT infrastructure and tablet/laptop donations that all of our staff and the majority of our Middle School students had access to virtual classes 3 days a week. The Primary School students completed the year through bimonthly work packets delivered by their parents, as well as watching videos made by teachers, sending in videos of their progress, and had access to teachers through WhatsApp groups in order to stay in contact.*

*Our Project Director, Sara Miller, once again led the team through difficult times, managing to keep spirits motivated, create a functioning team that supported each other and still offered the best education and social support possible in the circumstances.*

*In the UK, there were still limited fundraising activities but some key events were possible. A successful fundraiser held at Lords in the Long Room attracted new supporters to EFTC and with some creative thinking the fundraising income increased significantly. These supporters join the wider group of individual sponsors in the UK and Europe, corporate sponsors, trust funds and those who have continued to support us in a range of fundraising activities.. As both grant givers and our individual supporters suffered from the ongoing effects of lockdowns and economic decline, there was a slight drop in both these areas of funding.*

*Each type of supporter makes a big difference and we truly appreciate the contribution they make. Our regular sponsorship programme is crucial in ensuring sustainable funding and keeping these supporters engaged has again been a key focus in 2021.*

*Again, we drew on our volunteers to assist with our events and other business activities. These include Phil Glyn-Smith and Alison Hollett for their work on ensuring the accounts are filed on time. Our gratitude and thanks, once again, is extended to Castlegate Capital Ltd for providing us with heavily subsidised office space and continuing to cover office expenses even though it was hardly used in 2021. Without this support, EFTC would bear significant additional costs, enabling us to pass on more of our supporters' donations to the School of Hope. We also received a significant donation of laptops from Experian and St. James's Place which helped both our students and teachers during the period of hybrid teaching.*

*Our staff, students and families were faced with all manner of challenges throughout the year. What has emerged is a strength within the whole team and a continued ability to be flexible and agile which will stand us in good stead as we look forward to resuming our activity in 2022.*

*The effort that the staff put in to continue our work and to sustain the education of our students in some form is to be congratulated. Resilience and determination of the whole organisation has led to the results in this report. A report we are proud of in light of the challenging year.*

*Thank you*

*Michelle Aitken  
Chair of Trustees*

# THE SCHOOL OF HOPE

EDUCATE, NURTURE, EMPOWER

## OUR VISION

That young people from all backgrounds have the ability to access quality education and opportunities for rewarding employment.

---

## VALUES

- Highly individualised approach
- Long-term commitment
- Holistic support
- Community centred

---

## OUR MISSION

Driven by a commitment to equal opportunities, Education for the Children has worked with disadvantaged young people and families from the Jocotenango area since 2003 to access quality education, nutritious food, healthcare and social support. We aim to empower young people with the skills and confidence to be successful in their chosen careers.

---

## DELIVERED THROUGH 4 PILLARS

- Education
- Nutrition
- Healthcare
- Social Support (incl. psychological support, housing, legal advice)

## OUR IMPACT IN 2021

46 at risk students  
undertook  
educational  
'bootcamps' to re-  
engage and  
motivate

All 700 students received  
comprehensive mental health  
screening and preventive programmes

466 students supported,  
with monthly food  
hampers

32 patients provided with life saving medicine  
and medical care

111 students studying at University

1 day a week in-person  
classes for all grades  
for 7 weeks at end of  
2021

18 students supported with speech therapy

13 High School Graduations

352 tablets and laptops  
donated to get our junior  
high, high school, and  
university students  
successfully learning online

13 legal cases managed

Expansion of Special Education  
to 16 students

420 mental health screenings completed  
with Habilmind

131 families provided  
with water filters

48 hours of staff  
training on sexual  
reproductive  
health with  
partner WINGS

58 girls  
received the  
HPV vaccine

68 students received  
individual therapy  
sessions

5 University Graduations

600 dental hygiene kits distributed to  
students

94.4% High School Pass Rate

10 students  
diagnosed with  
longer term  
medical  
conditions

46 students  
supported with  
short term  
medical  
assistance

32 long term  
medical  
conditions  
managed

51 students  
referred for  
medical  
assistance

# EVALUATING PANDEMIC OUTCOMES

## Pass Rate

2018	2019	2020	2021
88.07%	91.36%	99.2%	94.9%

In 2021 we witnessed the devastating impact of the pandemic on education. The combination of increased family economic need and the challenges of learning remotely hit our students hard. Need for financial assistance, structure, progress and purpose caused many of our students to start work.

In a country where over 160,00 students have dropped out of school our retention and pass rates reflect the persistence, support, and creativity of our staff and the dedication of our students and their parents.



## Retention Rate

2018	2019	2020	2021
97.2%	96.4%	98.9%	93.57%

For full details and impact of all of our programmes in 2021 please visit [www.eftc.org.uk](http://www.eftc.org.uk) or contact us

# SCHOOL OF HOPE STAFF

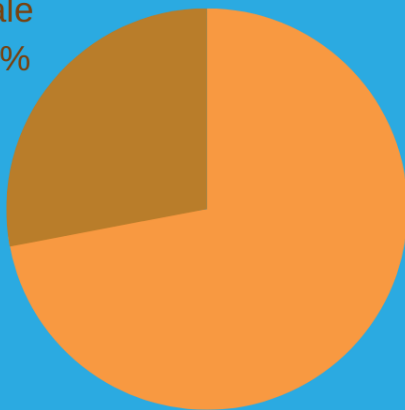


Number of full time staff:  
52

Local composition of  
Leadership Team: 73%

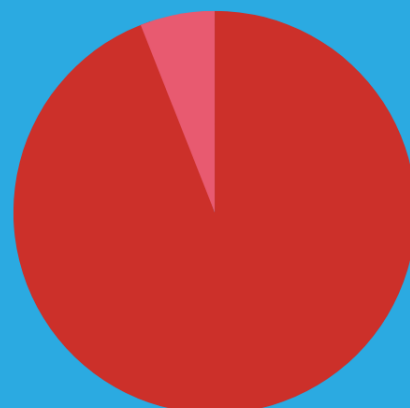
Female composition of  
Leadership Team: 73%

Male  
28%



Female  
72%

Overseas staff  
6%



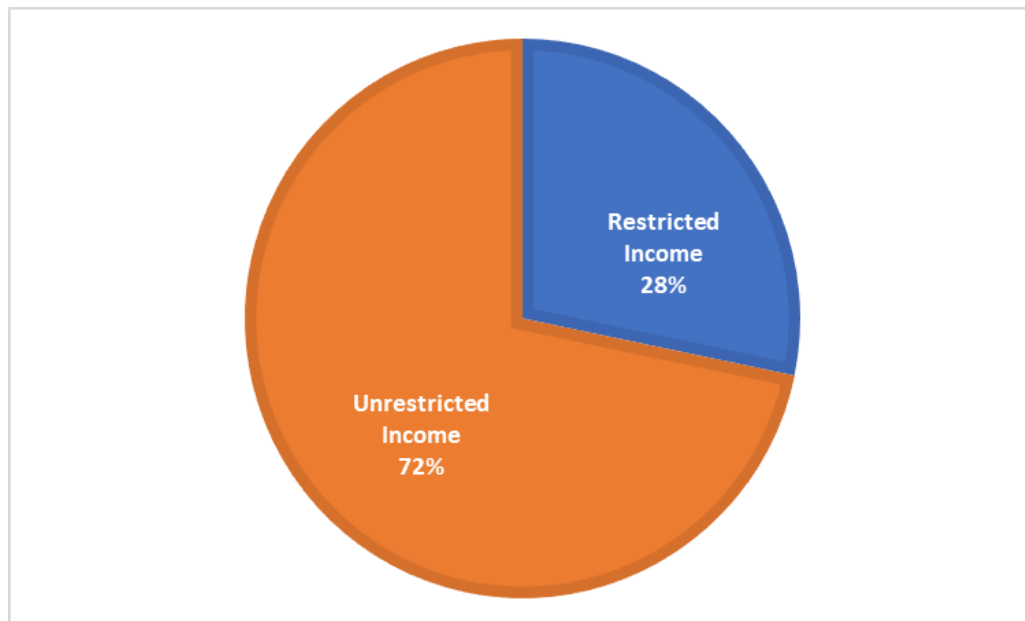
Guatemalan staff  
94%



## Financial Commentary

The accounting period runs from 1 January to 31 December to align with the Guatemalan school year.

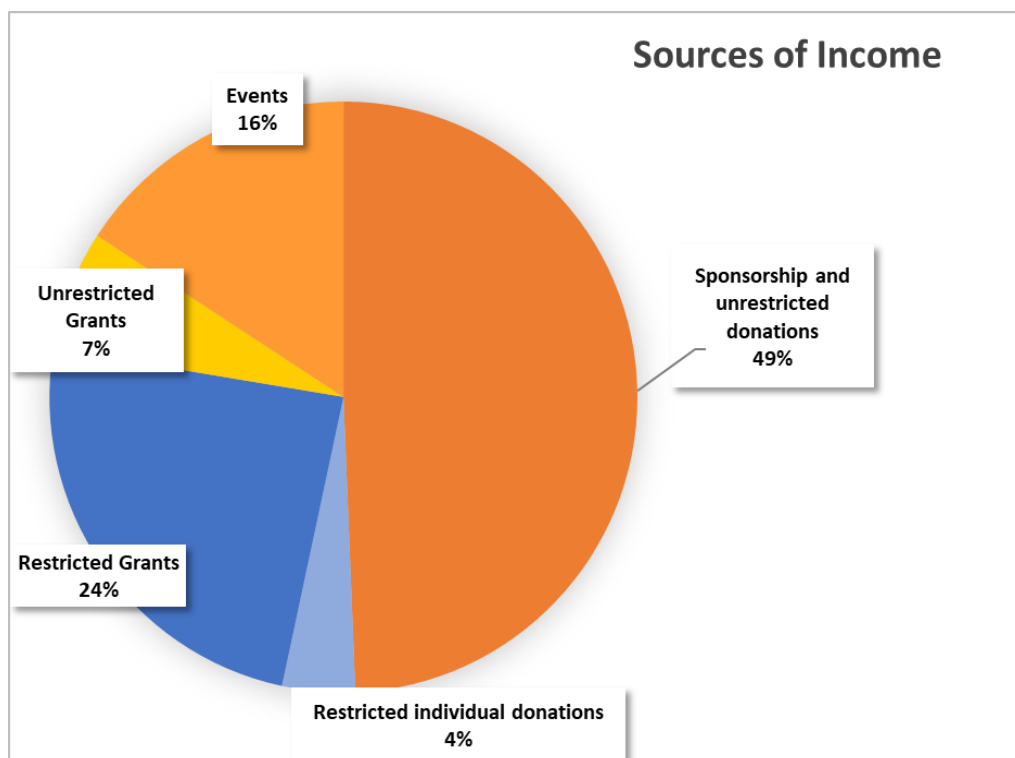
The total income raised was £594,312 of which £168,032 was restricted and £426,280 was unrestricted.



The main source of unrestricted income for Education for the Children is through the student sponsorship programme and personal donations, as well as some key corporate sponsors who together, in the accounting year to 31 December 2021, raised 69% of the total unrestricted income. Whilst the funds raised has dropped from the previous year due to individuals' own income being affected by the pandemic, we were able to continue our relationship with most of our sponsors, which has been really encouraging.

A further 7% of unrestricted income came from our charitable trusts and grant givers which was slightly lower than 2021 due to the size of grants being reduced. We successfully increased the event income in 2021 to 22%, which has been encouraging.

This income is supported by restricted funds which can be from individuals, corporations or charitable trust grants. Restricted funds were 28% of our total income in this year, which were specific donations from individuals and corporations, most notably the continued support from St. James's Place Foundation. St. James's Place Foundation continues to be a long term supporter of EFTC. They have provided funds for a number of initiatives at the school which have enabled us to embed various activities into our core service provision and help us to continue our work in the Further Education programme.



As with many of the charitable trusts, grant givers, corporate or Foundation supporters the ability to provide as generous support as in previous years has been difficult and we have seen a drop in the total amounts here too.

Our fundraising costs decreased again in 2021 by £10,055 demonstrating how we continued to adjust to the impact of the pandemic and how effective the fundraising team has become.

In 2021, the UK office was staffed by an equivalent of 3.3 full time positions by 5 staff members who adapted their work patterns to accommodate the unpredictable nature of the external environment.

Education for the Children took action again in 2021 to avoid currency fluctuations having an impact on finances in Guatemala by forward buying of the US dollar and setting the annual budget figures based on this rate.

The amount spent to support the education and welfare provision at the School of Hope was £472,153 of the total charity expenditure. The School too worked wherever possible to reduce the income needed to offer our provision to the students.

Education for the Children holds no investments in the charity name and makes no income from any endowment funds.

In the balance sheet at the current liabilities line, it can be seen that these are not actually liabilities but rather deferred income derived from sponsorship paid in advance, of £15,055 in 2022 and £25,833 in 2023 and is fully spendable by us as unrestricted sponsorship.

At the end of December 2021, reserves were £131,081 compared to £148,914 which were held on 31 December 2020.

## **Reserves Policy**

The Trustees aim to maintain free reserves in unrestricted funds at a level which equates to approximately three months of unrestricted charitable expenditure. The Trustees consider that this level will provide sufficient funds to maintain our services and ensure that support and governance costs are covered. Clearly, this year has, again, been unprecedented and the reserves have fallen to under this level. We are confident that once there is more stability in the fundraising possibilities again, we can increase our reserves back to previous years' levels.

A subcommittee of Trustees continues to monitor financial planning, including currency and cash flow management.

## **Arrangements for Setting Pay and Remuneration**

Pay and Remuneration is set by the Trustees in the UK and by the Foundation Director in Guatemala after guidelines issued by the Trustees.

## **INDEPENDENT EXAMINER'S REPORT**

Report to the trustees of Education for the Children Foundation (Charity Reg No 1099280) on accounts for the year ended 31<sup>st</sup> December 2021.

**Set out on pages: 13 -24**

### **Responsibilities and basis of report**


As the charity trustees of the Trust you are responsible for the preparation of the accounts in accordance with the requirements of the Charities Act 2011 ('the Act'). I report in respect of my examination of the Trust's accounts carried out under section 145 of the 2011 Act and in carrying out my examination I have followed all the applicable Directions given by the Charity Commission under section 145(5)(b) of the Act.

### **Independent examiner's statement**

I have completed my examination. I confirm that no material matters have come to my attention in connection with the examination giving me cause to believe that in any material respect:

1. Accounting records were not kept in respect of the Trust as required by section 130 of the Act; or
2. the accounts do not accord with those records; or
3. the accounts do not comply with the applicable requirements concerning the form and content of accounts set out in the Charities (Accounts and Reports) Regulations 2008 other than any requirement that the accounts give a 'true and fair view' which is not a matter considered as part of an independent examination.

I have no concerns and have come across no other matters in connection with the examination to which attention should be drawn in this report in order to enable a proper understanding of the accounts to be reached.



Name: Philip Anthony Glyn-Smith 26 August 2022

Relevant professional qualification(s) or body: FCA

Address: Whiteacres, Cambridge Road, Whetstone, Leicestershire, LE8 6ZG

# STATEMENT OF FINANCIAL ACTIVITIES

FOR THE YEAR 1 JANUARY 2021 to 31 DECEMBER 2021

Charity No. **1099280**

		Unrestricted Funds 1/1/2021 to 31/12/2021	Restricted Funds 1/1/2021 to 31/12/2021	Total Funds 1/1/2021 to 31/12/2021	Year to 31/12/20
	Notes	£	£	£	£
<b><u>Income from:</u></b>					
Child Sponsorships and Donations	2	293,325	23,797	317,122	326,184
Grants Received	2	39,000	144,235	183,235	209,372
Fund Raising Events	2	93,955	0	93,955	39,996
Bank Interest					-
<b>Total Income</b>		426,280	168,032	594,312	575,552
<b><u>Expended on:</u></b>					
Raising Funds	2,3	139,992		139,992	150,047
Education and Welfare Provision in Guatemala	4	288,586	183,567	472,153	499,201
<b>Total Expenditure</b>		428,578	183,567	612,145	649,248
<b>Net Movement in Funds</b>		(2,298)	(15,535)	(17,833)	(73,696)
<b><u>Reconciliation of Funds:</u></b>					
Total Funds Brought Forward		130,173	18,741	148,914	222,610
<b>Total Funds Carried Forward</b>		127,875	3,206	131,081	148,914

## **Balance Sheet**

### **As At 31 December 2021**

	Notes	As at 31/12/2021 £	As at 31/12/2020 £
<b>Current assets</b>			
Debtors	5	57,839	37,045
Cash at bank and in hand	7	134,320	150,854
<b>Total current assets</b>		192,159	187,899
Current Liabilities Due within one year	6	35,245	17,385
<b>Net current assets/(liabilities)</b>		156,914	170,514
<b>Total assets less current liabilities</b>		156,914	170,514
Current Liabilities Due after one year			
Deferred income - Annual Sponsorship received in advance to be paid to the school in future years	6	25,833	21,600
<b>Total net assets or liabilities</b>		131,081	148,914
<b><u>Funds of the Charity</u></b>	8		
Restricted income funds		3,206	18,741
Unrestricted funds		127,875	130,173
<b>Total funds</b>		131,081	148,914

Signed by one or two Trustees on behalf of all the Trustees



Print Name

Date

**Michelle  
Aitken**

**08.08.2022**

## **STATEMENT OF CASH FLOWS**

**For Year 1 January 2021 to 31 December 2021**

	<b>Total Funds 2021 £</b>	<b>Prior Year 2020 £</b>
<b>Net Cash used in Operating Activities</b>	(16,534)	(74,780)
<i><u>Cash Flows from Investing Activities</u></i>		
Interest and Dividends		
<b>Net Cash Provided By Investing Activities</b>		
<b>Change in Cash and Cash Equivalents in the Year</b>	(16,534)	(74,780)
Cash and Cash equivalents brought forward	150,854	225,634
Cash and Cash equivalents carried forward	134,320	150,854

### **Reconciliation of Net Movement in Funds to net cash flow from operating activities**

	<u>31/12/2021</u> £	<u>31/12/2020</u> £
Net Movement in Funds	(17,833)	(73,696)
Deduct Interest shown in Investing Activities		
Decrease (increase) in Debtors	(20,794)	12,935
Increase (decrease) in Creditors	22,093	(14,019)
Net Cash Used in Operating Activities	(16,534)	(74,780)

<b>Note 1</b>
<b>ACCOUNTING POLICIES</b>
<b>(a) <u>Basis of preparation and assessment of going concern</u></b>
The accounts (financial statements) have been prepared under the historical cost convention with items recognised at cost or transaction value unless otherwise stated in the relevant note(s) to these accounts. The accounts are prepared in sterling, which is the functional currency of the charity. Monetary amounts in these financial statements are rounded to the nearest £.
The financial statements have been prepared in accordance with the Statement of Recommended Practice: Accounting and Reporting by Charities preparing their accounts in accordance with the Financial Reporting Standard applicable in the UK and Republic of Ireland (FRS 102) issued on 16 July 2014 and the Financial Reporting Standard applicable in the United Kingdom and Republic of Ireland (FRS 102) and the Charities Act 2011. The trust constitutes a public benefit entity as defined by FRS 102. The trustees consider that there are no material uncertainties about the Trust's ability to continue as a going concern.
<b>(b) <u>Funds Structure</u></b>
<u>Restricted funds</u> are funds which are to be used in accordance with specific restrictions imposed by the donor or trust deed. There is one permanent restricted fund held for monetary gifts from a child's sponsor for the purchase of clothing, additional books and studying material, health care and in some cases improvements to their living conditions at home. When large grants are received for a specific purpose a separate restricted fund is raised.
<u>Unrestricted income funds</u> comprise those funds which the trustees are free to use for any purpose in furtherance of the charitable objects. Unrestricted funds include designated funds where the trustees, at their discretion, have created a fund for a specific purpose.
<b>(c) <u>Income Recognition</u></b>
<u>All income</u> is recognised once the charity has entitlement to the income, it is probable that the income will be received and the amount of income receivable can be measured reliably.
<u>Grants and Donations</u> that are subject to terms and conditions are treated as Deferred Income until it is probable that the terms and conditions can be met. If the conditions are not wholly within the control of the charity it will be disclosed as a contingent asset.
<u>Donated Services</u> provided by Castle Gate Capital Ltd to the Charity are not reasonably quantifiable, measurable or material, but the scope of the support is mentioned in the Trustees' Annual Report.
<u>Volunteer Help</u> received is not included in the accounts, but is described in the Trustees' Annual Report
<u>Gift Aid</u> receivable is included in income when there is a valid declaration from the donor. Any Gift Aid received on a donation is considered to be part of that gift and is treated as an addition to the same fund as the initial donation unless the donor or terms of the appeal have specified otherwise.
<b>(d) <u>Expenditure Recognition</u></b>
<u>Liabilities</u> are recognised as expenditure as soon as there is a legal or constructive obligation committing the charity to that expenditure, it is probable that settlement will be required and the amount of the obligation can be measured reliably.
<u>Support costs.</u> Office staff costs are the major component of Support Costs. As such Support Costs have been apportioned on a time spent basis. Where direct costs have arisen when staging events, these have been charged against the particular event.
<u>Governance Costs</u> comprise all costs involving public accountability of the charity and its compliance



	with regulation and good practice. Support costs have been allocated to Governance costs where applicable.
	<u>Deferred Income</u> arises from child sponsorships paid annually and apportioned on a monthly annual basis from the date of receipt. The deferred income is carried forward as a liability within Creditors on the balance sheet. See note 6.1.
<b>(e)</b>	<b><u>Assets</u></b>
	Tangible Fixed Assets are capitalised if they can be used for more than one year, and cost at least £1,500.
	They are valued at cost.
<b>(f)</b>	<b><u>Foreign Currencies</u></b>
	Transactions in currencies other than pounds are recorded at the rates of exchange prevailing at the dates of the transactions. At each reporting date, monetary assets and liabilities that are denominated in foreign currencies are retranslated at the rates prevailing on the reporting end date. Gains and losses arising on translation are included in net income/expenditure for the period.
	The company uses foreign currency forward contracts in order to mitigate the impact of exchange rate fluctuations. These contracts are recognised at fair value with gains and losses being included in net income or expenditure for the period.

# NOTES TO THE ACCOUNTS

## Note 2

### Analysis of Income and Costs

FOR THE YEAR 1 JANUARY to 31 DECEMBER 2021

		Unrestricted funds income year to to 31/12/2021	Restrict ed income funds year to 31/12/21	Total funds for year to 31/12/20 21	Prior year 31/01/20 20 to 31/12/20 20
		£	£	£	£
<b>Donations</b>	Child Sponsorships	169,155		169,155	180,278
	Donations Received Directly	86,358	23,797	110,155	105,161
	Gift Aid	37,812		37,812	40,745
	Just Giving/Virgin Money	-	-	-	
	<i>Sub Total</i>	293,325	23,797	317,122	326,184
	Grants from other Charitable Foundations	39,000	144,235	183,235	209,372
	<b>Total Income from Child Sponsorships and Donations</b>	332,325	168,032	500,357	535,556
	<b>Office Support Costs</b>			0	
	<b>Net Income from Child Sponsorships and Donations</b>	332,325	168,032	500,357	535,556
<b>Fund Raising Events</b>	Annual Ball	18,204	-	18,204	13,234
	Golf Day	6,734	-	6,734	8,114
	Lord's Lunch	46,353	-	46,353	-
	World EFTC day			-	1,950
	Supper Club	4,458		4,458	
	Other (Community income, Christmas Campaign)	18,206	-	18,206	16,698
	<b>Total Income From Fund Raising Events</b>	93,955	-	93,955	39,996
	<b>Direct Costs of Staging Events</b>	(33,461)		(33,461)	(4,215)
	<b>Office Support Costs</b>	(4,810)		(4,810)	(9,461)
	<b>Net Income From Fund Raising Events</b>	55,684	0	55,684	26,320
<b>Investment Income</b>	Interest		-	-	-
	<b>Total</b>	-	-	-	-
<b>Governance Costs</b>	Audit Fees			0	0
	Trustees ( Chairman) Air Fares to Guatemala	0		0	0
	<b>Total Governance Costs</b>	0		0	0
N.B.	Trustees are not re-imbursed for expenses, on travel to Guatemala.				
	<b>TOTAL INCOME</b>	426,280	168,032	594,312	575,552

**Note 2 continued**  
**Analysis of Income**  
**and Costs**  
**FOR THE YEAR 1 JANUARY to 31 DECEMBER 2021**

EXPENDED  
ON:-

	Unrestricted funds income year to to 31/12/2021	Restrict ed income funds year to 31/12/21	Total funds for year to 31/12/202 1	Prior year 31/01/202 0 to 31/12/202 0
<b>Office Support Costs</b>	(81,394)	(20,327)	(101,721)	(136,371)
Adjusted: Support Costs are not charged to Restricted Funds	(20,327)	20,327	0	0
<b>Total Governance Costs</b>	0	0	0	0
<b>Sub-Total of Support Costs</b>	(101,721)	0	(101,721)	(136,371)
<b>Education and Welfare provision in Guatemala</b>	(288,586)	(183,567)	(472,153)	(499,201)
<b>Net Movement in Funds (as per SoFA)</b>	(2,298)	(15,535)	(17,833)	(73,696)

**N.B.** As most of the Office Support Costs are staff salaries, all support costs have been apportioned on an hours worked basis

## NOTES TO THE ACCOUNTS

### Note 3

#### STAFF COSTS and BENEFITS

##### 3.1 Staff Costs

	1/1/2021 to 31/12/2021	1/1/2020 to 31/12/2020
	£	£
Salaries and wages	58,206	92,258
Social security costs	1,206	2,528
Pension costs (defined contribution scheme)	9,697	7,419
Other employee benefits	-	-
Total staff costs	69,109	102,205

3.2 There was no expenditure on staff working for the charity whose contracts are with and are paid by a related party

3.3 No employees received employee benefits (excluding employer pension costs) for the reporting period of more than £60,000

3.4 Average head count in the year	2021 Number	2020 Number
	3.3	5

3.5 The costs of the Defined Contribution Pension Scheme are included in Note 2's Support Costs and have been apportioned between activities on an hours worked basis. No pension costs have been allocated to restricted funds.

## Notes to the accounts

### Note 4

#### Grantmaking

##### 4 Analysis of grants paid (included in cost of charitable activities)

Analysis	Grants to institutions 1/1/2021 to 31/12/2021 £	1/1/2020 to 31/12/2020 £
Funding for School and Family Welfare	472,153	499,201
<b>Total</b>	472,153	499,201

**N.B** *The charity does not identify and/or allocate support costs.*

**Notes to the accounts**  
**Notes 5, 6 and 7**  
**Debtors and Creditors**

**5 Analysis of debtors**

	£	£
Trade debtors	57,839	37,045
Prepayments and accrued income	-	-
Other debtors	-	-
<b>Total</b>	<b>57,839</b>	<b>37,045</b>

**6 Analysis of creditors**

	Amounts falling due within one year		Amounts falling due after more than one year	
	This period £	Last year £	This period £	Last year £
Accruals for grants payable	-	-	-	-
Bank loans and overdrafts	-	-	-	-
Trade creditors	20,000	-	-	-
Payments received on account for contracts or performance-related grants	-	-	-	-
Accruals and deferred income	15,035	17,015	25,833	21,600
Taxation and social security	-	-	-	-
Other creditors	123	370	-	-
<b>Total</b>	<b>35,158</b>	<b>17,385</b>	<b>25,833</b>	<b>21,600</b>

**6.1 Deferred income**

Some child sponsors pay annually and this apportioned on a monthly annual basis from the date of receipt. In addition one large donation was made to support a class over a three year period.

***Movement in deferred income account***

	This period £	Last year £
Balance at the start of the reporting period	36,687	47,487
Amounts added in current period	40,868	36,687
Amounts released to income from previous periods	(36,687)	(47,487)
<b>Balance at the end of the reporting period</b>	<b>40,868</b>	<b>36,687</b>

**7 Cash at bank and in hand**

	This period £	Last year £
Short term cash investments (less than 3 months maturity date)	-	-
Short term deposits	-	-
Cash at bank and on hand	134,320	150,854
Other	-	-
<b>Total</b>	<b>134,320</b>	<b>150,854</b>

**Note 8**  
**Charity Funds**

**8.1 Details of material funds held and movements during the CURRENT reporting period 1/1/2021 to 31/12/2021**

Fund names	Type of Fund	Purpose and Restrictions	Fund balances brought forward	Income	Expenditure	Transfers	Gains and losses	Fund balances carried forward
			£	£	£	£	£	£
Unrestricted Fund	Unrestricted	Main Fund for providing Welfare	130,173	426,280	(428,578)	0	0	127,875
						0	0	0
Foux Foundation	Restricted Core			11,945	(9,954)			1,991
SJP	Restricted Non Core			10,000	(10,000)			0
Tula Trust	Restricted Core			2,000	(2,000)			0
Ashworth Charitable Trust	Restricted Core			4,290	(4,290)			0
Coles Medlock	Restricted Core			5,000	(5,000)			0
Evan Cornish Foundation	Restricted Core			10,000	(10,000)			0
Kate Farrer	Restricted Core			1,000	(1,000)			0
SJP	Restricted Core			100,000	(100,000)			0
UEFA			9,107	0	(9,107)			0
								0
Restricted nutrition donations from individuals	Restricted	Restricted to nutrition and all other Covid-19 needs		15,337	(15,337)			0
Gifts from individuals and companies for specific projects at the school ( bathrooms)	Restricted		8,219	8,460	(16,386)			293
		Monetary gifts for the purchase of clothing, books, pay for health care, improve living conditions at home.						
Gifts from Child Sponsors	Restricted		1,415	2,006	(2,499)	0		922
<b>Total Funds</b>			148,914	596,318	(614,151)	0	0	131,081

**8.2 Details of material funds held and movements during the PREVIOUS reporting period 1/1/2020 to 31/12/2020**

Fund names	Type of Fund	Purpose and Restrictions	Fund balances brought forward	Income	Expenditure	Transfers	Gains and losses	nd balances carr forward
			£	£	£	£	£	£
Unrestricted Fund	Unrestricted	Main Fund for providing Welfare	221,773	379,439	(471,039)	-	-	130,173
SJP	Restricted	Higher Education Grant Instalment 2021		100,000	(100,000)	-	-	-
James Tudor Foundation	Restricted	School nurse & first aid supplies		£5,038.00	(5,038.00)			
The Grace Trust	Restricted	Bathroom Renovation		£750.00	(750.00)			
Foux Foundation	Restricted	Covid-19 Emergency food hampers		£15,000.00	(15,000.00)			
Randal Charitable Foundation	Restricted	Covid-19 Emergency food hampers		£24,000.00	(24,000.00)			
Brian Guinness Trust	Restricted	Covid-19 General Response		£2,000.00	(2,000.00)			-
The Paget Trust/JSHC Settlement	Restricted	Covid-19 General Response		£4,000.00	(4,000.00)			-
Kate Farrer Trust	Restricted	Love literacy		£1,000.00	(1,000.00)			-
The John and Susan Bower Trust Fund	Restricted	Nutrition		600.00	(600.00)			-
Souter Charitable Trust	Restricted	Healthcare		4,000.00	(4,000.00)			-
Uefa	Restricted	Repairs to the sports pitch roof [EUR10,000]		9,107.00				9,107
Restricted nutrition donations from individuals	Restricted	Restricted to nutrition and all other Covid-19 needs		15,220	(15,220)			
Gifts from individuals and companies for specific projects at the school ( bathrooms)	Restricted			11,834	(3,615)			8,219
Gifts from Child Sponsors	Restricted	Monetary gifts for the purchase of clothing, books, pay for health care, improve living conditions at home.	837	3,564	(2,986)	-	-	1,415
<b>Total Funds</b>			222,610	575,552	(649,248)	-	-	148,914