



**EDUCATION FOR THE CHILDREN FOUNDATION**

**ANNUAL ACCOUNTS**

**YEAR ENDED 31<sup>ST</sup> DECEMBER 2020**

**Charity Registration Number 1099280**



**Principle and Registered Address:**

52a Rectory Road, West Bridgford, Nottingham, Notts, NG2 6BU

**Governance:** The Charity is constituted under a trust deed dated 2<sup>nd</sup> October 2017.

Trustees who served during the year of 2020:

Michelle Aitken (Chair)  
Matt Denman  
Nimesh Kamath  
Miranda Keast  
Sophie McKee  
Dougal Powrie

Chief Executive: David McKee

The Board of Trustees meet regularly and twice a year, formally, to discuss policy, strategy and finances. In addition, trustees convene whenever the need arises to advise on matters of urgency. Decisions are made on a majority vote.

**Risk Assessment**

The risk register is continually updated and discussed at each meeting. The Trustees have assessed the major risks to which the charity is exposed and are satisfied that appropriate systems have been implemented to mitigate exposure to the major risks.

**Bank:**

Bank of Scotland plc  
P.O. Box 1000  
BX2 1LB

**Independent Examiner:**

Phil Glyn-Smith (FCA): Whiteacres, Cambridge Road, Whetstone,  
Leicestershire, LE8 6ZG

This report covers Education for the Children Foundation's activities in the UK and Guatemala from 1<sup>st</sup> January 2020 to 31<sup>st</sup> December 2020. Education for the Children was formally established on 16 May 2003 and became a registered charity on 4 September 2003.  
(Registered Charity number 1131489)







## Table of Contents

	Page
Chair's Commentary	4
Educate, Nurture, Empower	5
Our Impact in 2020	6
Staff at the School of Hope	7
Nutrition	8
Social Support	9
Financial Commentary	10
Independent Examiner's Report	12
Annual Accounts 2020	13



## Chair's Commentary

*2020 was a year of enormous challenges worldwide, but the pandemic has particularly affected our staff, students and families in Guatemala. There was little that could have prepared them for the total closure of The School of Hope and the amount of time they were in lockdown.*

*Along with all other schools and further education programmes in Guatemala, The School of Hope shut down in March and did not reopen for the rest of 2020. The focus turned to homework packs which were distributed with the food parcels we arranged for our families. Limited online learning via smartphones and tablets was arranged where possible. Nutrition support was the cornerstone of our 2020 strategy as employment opportunities for our families ceased with the abrupt shutdown of the informal economy. Our social services team had to cope with increased need deriving from the pressures of lockdown and were at hand to provide care and support to students who were in difficulty.*

*It has certainly been a baptism of fire for our Project Director, Sara Miller as she led the team in her first full year in the role. Sara has supported, encouraged and motivated the staff in Guatemala to be creative, flexible and to seek solutions to continue to provide quality educational provision .*

*In the UK, there were fewer fundraising activities. Although with some creative thinking and a range of virtual events, we were still able to achieve some much needed funds. As events income dropped dramatically, we focused even more attention on grant applications and the whole UK team helped work on these, although these too were less generous than in previous years. However, a successful funding campaign for laptops and tablets here in the UK helped us enable all of our Middle School students to access virtual education.*

*Again, we drew on our volunteers to assist with our virtual events and other business activities. These include Phil Glyn-Smith and Alison Hollett for their work on ensuring the accounts are filed on time, Margaret Chadwick for regular support applying for grants, and other numerous volunteers providing vital support. Our gratitude and thanks, once again, is extended to Castlegate Capital LLP for providing us with heavily subsidised office space and continuing to cover office expenses even though it was hardly used in 2020. Without this support, EFTC would bear significant additional costs, enabling us to pass on more of our supporters' donations to the School of Hope.*

*These supporters join the wider group of individual sponsors in the UK and Europe, corporate sponsors, trust funds and those who put on virtual events to help us raise our funds. Each type of supporter makes a big difference and we truly appreciate the contribution they make. Our regular sponsorship programme is crucial in ensuring sustainable funding and maintaining this has been a particular focus in 2020.*

*Whilst there was a drop in sponsorship and general donations as sponsors and supporters also felt the squeeze on their own income, we are grateful to those who were able to continue to support us and those who stepped in to support a Covid campaign. It will, no doubt, continue into 2021 as the effects of the pandemic become visible.*

*Our staff, students and families were faced with all manner of challenges throughout the year. What has emerged is a resilience and an ability to be flexible and agile which will stand us in good stead as we enter into 2021 still facing uncertainty.*

*The effort that the staff put in to continue our work and to sustain the education of our students in some form, was, and continues to be, momentous. This resilience and dedication seen throughout the organisation led to the results in this report. A report we are proud of in light of the difficult year.*

*Thank you*

*Michelle Aitken  
Chair of Trustees*



# THE SCHOOL OF HOPE

EDUCATE, NURTURE, EMPOWER

## OUR VISION

That young people from all backgrounds have the ability to access quality education and opportunities for rewarding employment.

---

## VALUES

- Highly individualised approach
- Long-term commitment
- Holistic support
- Community centred

---

## OUR MISSION

Driven by a commitment to equal opportunities, Education for the Children has worked with disadvantaged young people and families from the Jocotenango area since 2003 to access quality education, nutritious food, healthcare and social support. We aim to empower young people with the skills and confidence to be successful in their chosen careers.

---

## DELIVERED THROUGH 4 PILLARS

- Education
- Nutrition
- Healthcare
- Social Support (incl. psychological support, housing, legal advice)



# OUR IMPACT IN 2020



## HEALTHCARE

- 51 students referred for medical assistance
- 58 girls received the HPV vaccine
- 29 students diagnosed with longer term medical conditions



## SOCIAL SUPPORT

- 43 students received in-person psychological sessions
- 14 legal cases managed
- From March: services expanded for staff and parents:
  - 1000's of phone calls to survey families and manage distress and impact of pandemic
  - 500 toys collected - distributed to students at Christmas



## EDUCATION

- 700 students in education
- 98% retention rate (School of Hope)
- 93 High School Graduations
- 88% High School Retention & Graduation Rate
- 92% High School Pass Rate
- 98 Students Studying at University
- 2 University Graduations



## NUTRITION

- 4,249 hampers were distributed from Mar-Dec
- Ensured 385 families had enough to eat





# SCHOOL OF HOPE STAFF



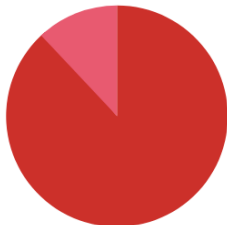
Number of staff: 58

Part-Time Staff: 2 Full-Time Staff: 56

Local composition of Leadership Team: 75%

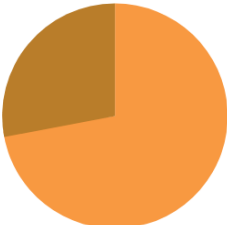
Female composition of Leadership Team: 75%

Overseas staff  
12%



Guatemalan staff  
88%

Male  
28%



Female  
72%



# NUTRITION TOOK ON NEW MEANING IN 2020

4,249 hampers were distributed to over 385 families from March to December

hampers were packed with staples including rice, beans, and fortified cereal and preventative health supplies bleach, soap, and hand sanitizer.

They were a crucial source of support for our families, who were deeply affected by the economic impact of the pandemic across the community.

A huge team effort enabled this mammoth monthly task. For many months this was the only time we had in-person contact with our families, so they were the most hectic and important days of the month.

In May 89.7% of our population reported that they could not feed their families without our help

By the end of 2020, there was still a large amount of food insecurity with 49.7% reporting that 1 to 2 times a week they did not have anything for their children to eat.





# SOCIAL SUPPORT 2020



In-person initiatives - January - March:

- "Restorative Junior High" trust circles to reconcile differences
- Positive discipline workshops facilitated for parents, teachers and staff
- 43 students received in-person psychological sessions - without daily interaction with students, referrals and reports of violence plummeted.

March onwards: services expanded to include staff and parents:

Aracely, Social Support Director and Michelle, Psychologist organized:

- Staff - virtual trust circles for staff - alleviate stress and fear
- Students & parents - preventative campaigns - positive dialogue, emotional regulation via homework swaps and online sessions
- 47 parents participated proactively via WhatsApp groups - strategies and techniques to address fears, positive discipline and coping strategies
- Family phone surveys to assess mental health and enable reporting of violence, abuse and negligence
- 314 telephone psychology sessions completed - from September to November
- 14 legal cases managed
- Over 500 toys collected which were distributed to students with Christmas hampers.

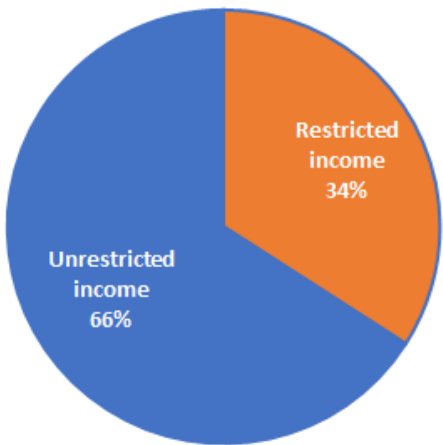
**For full details and impact of all of our programmes in 2020 please visit**  
<https://www.eftc.org.uk/en/about-us/annual-reports/annual-report-2020>



## Financial Commentary

The accounting period runs from 1 January to 31 December to align with the Guatemalan school year.

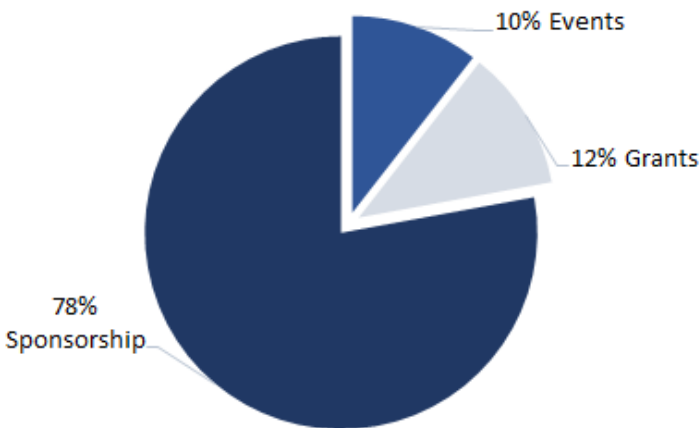
The total income raised was £575,552 of which £196,113 was restricted and £379,439 was unrestricted.



The main source of unrestricted income for Education for the Children is through the student sponsorship programme and personal donations, as well as some key corporate sponsors who together, in the accounting year to 31 December 2020, raised 78% of the total unrestricted income. Whilst the funds raised has dropped from the previous year due to individuals' own income being affected by the pandemic, we were able to continue our relationship with most of our sponsors, which has been really encouraging.

A further 12% of unrestricted income came from our charitable trusts and grant givers. We received the remaining 10% from fundraising events.

### Sources of Unrestricted Income



This income is supported by restricted funds which can be from individuals, corporations or charitable trust grants. Restricted funds were 34.07% of our total income in this year, which were specific donations from individuals and corporations, most notably the continued support from St. James's



Place Foundation. St. James's Place Foundation continues to be a long term supporter of EFTC. They have provided funds for a number of initiatives at the school which have enabled us to embed various activities into our core service provision and help us to continue our work in the Further Education programme.

As with many of the charitable trusts, grant givers, corporate or Foundation supporters the ability to provide as generous support as in previous years has been difficult and we have seen a drop in the total amounts here too.

Our fundraising costs decreased by 25.5% to £150,047 in 2020 which demonstrates how we quickly adjusted to the impact of the pandemic and were able to reduce our spend by £51,375.

In 2020, the UK office was staffed by 1 full time and 4 part time employees who each supported the drive to reduce costs by offering flexible solutions to their work situation.

Education for the Children took action again in 2020 to avoid currency fluctuations having an impact on finances in Guatemala by forward buying of the US dollar and setting the annual budget figures based on this rate.

The amount spent to support the education and welfare provision at the School of Hope was £499,201 of the total charity expenditure. The School too worked wherever possible to reduce the income needed to offer our provision to the students.

Education for the Children holds no investments in the charity name and makes no income from any endowment funds.

In the balance sheet at the current liabilities line, it can be seen that these are not actually liabilities but rather deferred income derived from sponsorship paid in advance, of £17,385 in 2021 and £21,600 in 2022 and is fully spendable by us as unrestricted sponsorship.

At the end of December 2020, reserves were £148,914 compared to £222,610 which were held on 31 December 2019.

### **Reserves Policy**

The Trustees aim to maintain free reserves in unrestricted funds at a level which equates to approximately three months of unrestricted charitable expenditure. The Trustees consider that this level will provide sufficient funds to maintain our services and ensure that support and governance costs are covered. Clearly, this year has been unprecedented and the reserves have fallen to under this level. We are confident that once there is more stability in the fundraising possibilities again, we can increase our reserves back to previous years' levels.

A subcommittee of Trustees has been set up to monitor financial planning, including currency and cash flow management.

### **Arrangements for Setting Pay and Remuneration**

Pay and Remuneration is set by the Trustees in the UK and by the Foundation Director in Guatemala after guidelines issued by the Trustees.



## **INDEPENDENT EXAMINER'S REPORT**

Report to the trustees of Education for the Children Foundation (Charity Reg No 1099280) on my examination of the accounts for the year ended 31<sup>st</sup> December 2020.

**Set out on pages: 13 - 25**

### **Responsibilities and basis of report**


As the charity's trustees, you are responsible for the preparation of the accounts in accordance with the requirements of the Charities Act 2011 ('the Act'). I report in respect of my examination of the Trust's accounts carried out under section 145 of the 2011 Act and in carrying out my examination I have followed all the applicable Directions given by the Charity Commission under section 145(5)(b) of the Act.

### **Independent examiner's statement**

The charity's gross income exceeded £250,000 and I am qualified to undertake the examination by being a qualified member of the Institute of Chartered Accountants in England & Wales. I have completed my examination. I confirm that no material matters have come to my attention in connection with the examination giving me cause to believe that in any material respect:

1. Accounting records were not kept in respect of the Trust as required by section 130 of the Act; or
2. the accounts do not accord with those records; or
3. the accounts do not comply with the applicable requirements concerning the form and content of accounts set out in the Charities (Accounts and Reports) Regulations 2008 other than any requirement that the accounts give a 'true and fair view' which is not a matter considered as part of an independent examination.

I have no concerns and have come across no other matters in connection with the examination to which attention should be drawn in this report in order to enable a proper understanding of the accounts to be reached.



8<sup>th</sup> September 2021

Name: Philip Anthony Glyn-Smith

Relevant professional qualification(s) or body: FCA

Address: Whiteacres, Cambridge Road, Whetstone, Leicestershire, LE8 6ZG





**THE EDUCATION FOR THE CHILDREN FOUNDATION**

**Supporting the Fundacion Educando a los Ninos in Guatemala**

**FINANCIAL STATEMENTS**

**FOR THE YEAR TO 31ST DECEMBER 2020**



# **STATEMENT OF FINANCIAL ACTIVITIES**

FOR THE YEAR 1 JANUARY 2020 to 31 DECEMBER 2020

Charity No. **1099280**

		Unrestrict ed Funds	Restricted Funds	Total Funds	
	Notes	1/1/2020 to 31/12/2020	1/1/2020 to 31/12/2020	1/1/2020 to 31/12/2020	Year to 31/12/19
		£	£	£	£
<b><u>Income from:</u></b>					
Child Sponsorships and Donations	2	295,566	30,618	326,184	377,863
Grants Received	2	43,877	165,495	209,372	242,595
Fund Raising Events	2	39,996	0	39,996	80,801
Bank Interest				0.0	-
Other				-	-
				0	-
<b>Total Income</b>		<b>379,439</b>	<b>196,113</b>	<b>575,552</b>	<b>701,259</b>

## **Expended on:**

Raising Funds	2,3	150,047		150,047	201,422
Education and Welfare Provision in Guatemala	4	320,992	178,209	499,201	539,913
		-		-	-
<b>Total Expenditure</b>		<b>471,039</b>	<b>178,209</b>	<b>649,248</b>	<b>741,335</b>

## **Net Movement in Funds**

(91,600)	17,904	(73,696)	(40,076)
----------	--------	----------	----------


## **Reconciliation of Funds:**

Total Funds Brought Forward	221,773	837	222,610	262,686
<b>Total Funds Carried Forward</b>	<b>130,173</b>	<b>18,741</b>	<b>148,914</b>	<b>222,610</b>



## **Balance Sheet**

### **As At 31 December 2020**

	Notes	As at 31/12/2020 £	As at 31/12/2019 £
<b><u>Current assets</u></b>			
Debtors	5	37,045	49,980
Cash at bank and in hand	7	150,854	225,634
<b>Total current assets</b>		187,899	275,614
Current Liabilities Due within one year			
Deferred income - Annual Sponsorship received in advance	6	17,385	20,604
<b>Net current assets/(liabilities)</b>		170,514	255,010
<b>Total assets less current liabilities</b>		170,514	255,010
Current Liabilities Due after one year			
Deferred income - Annual Sponsorship received in advance to be paid to the school in future years	6	21,600	32,400
<b>Total net assets or liabilities</b>		148,914	222,610
<b><u>Funds of the Charity</u></b>			
	8		
Restricted income funds		18,741	837
Unrestricted funds		130,173	221,773
<b>Total funds</b>		148,914	222,610
Signed by one or two Trustees on behalf of all the Trustees		Print Name	<u>Date</u>
		Michelle Aitken	08.09.2021



## **STATEMENT OF CASH FLOWS**

**For Year 1 January 2020 to 31 December 2020**

	<b>Total Funds 2020 £</b>	<b>Prior Year 2019 £</b>
<b>Net Cash used in Operating Activities</b>	(74,780)	54,761
<i><u>Cash Flows from Investing Activities</u></i>		
Interest and Dividends		
<b>Net Cash Provided By Investing Activities</b>		
<b>Change in Cash and Cash Equivalents in the Year</b>	(74,780)	54,761
Cash and Cash equivalents brought forward	225,634	170,873
Cash and Cash equivalents carried forward	150,854	225,634

### **Reconciliation of Net Movement in Funds to net cash flow from operating activities**

	<u>31/12/2020</u> £	<u>31/12/2019</u> £
Net Movement in Funds	(73,696)	(40,076)
Deduct Interest shown in Investing Activities		
Decrease (increase) in Debtors	12,935	121,125
Increase (decrease) in Creditors	(14,019)	(26,288)
Net Cash Used in Operating Activities	(74,780)	54,761



<b>Note 1</b>
<b>ACCOUNTING POLICIES</b>
<b>(a) Basis of preparation and assessment of going concern</b>
The accounts (financial statements) have been prepared under the historical cost convention with items recognised at cost or transaction value unless otherwise stated in the relevant note(s) to these accounts. The accounts are prepared in sterling, which is the functional currency of the charity. Monetary amounts in these financial statements are rounded to the nearest £.
The financial statements have been prepared in accordance with the Statement of Recommended Practice: Accounting and Reporting by Charities preparing their accounts in accordance with the Financial Reporting Standard applicable in the UK and Republic of Ireland (FRS 102) issued on 16 July 2014 and the Financial Reporting Standard applicable in the United Kingdom and Republic of Ireland (FRS 102) and the Charities Act 2011. The trust constitutes a public benefit entity as defined by FRS 102. The trustees consider that there are no material uncertainties about the Trust's ability to continue as a going concern.
<b>(b) Funds Structure</b>
<u>Restricted funds</u> are funds which are to be used in accordance with specific restrictions imposed by the donor or trust deed. There is one permanent restricted fund held for monetary gifts from a child's sponsor for the purchase of clothing, additional books and studying material, health care and in some cases improvements to their living conditions at home. When large grants are received for a specific purpose a separate restricted fund is raised.
<u>Unrestricted income funds</u> comprise those funds which the trustees are free to use for any purpose in furtherance of the charitable objects. Unrestricted funds include designated funds where the trustees, at their discretion, have created a fund for a specific purpose.
<b>(c) Income Recognition</b>
<u>All income</u> is recognised once the charity has entitlement to the income, it is probable that the income will be received and the amount of income receivable can be measured reliably.
<u>Grants and Donations</u> that are subject to terms and conditions are treated as Deferred Income until it is probable that the terms and conditions can be met. If the conditions are not wholly within the control of the charity it will be disclosed as a contingent asset.
<u>Donated Services</u> provided by Castle Gate Capital LLP to the Charity are not reasonably quantifiable, measurable or material, but the scope of the support is mentioned in the Trustees' Annual Report.
<u>Volunteer Help</u> received is not included in the accounts, but is described in the Trustees' Annual Report
<u>Gift Aid</u> receivable is included in income when there is a valid declaration from the donor. Any Gift Aid received on a donation is considered to be part of that gift and is treated as an addition to the same fund as the initial donation unless the donor or terms of the appeal have specified otherwise.
<b>(d) Expenditure Recognition</b>
<u>Liabilities</u> are recognised as expenditure as soon as there is a legal or constructive obligation committing the charity to that expenditure, it is probable that settlement will be required and the amount of the obligation can be measured reliably.
<u>Support costs.</u> Office staff costs are the major component of Support Costs. As such Support Costs have been apportioned on a time spent basis. Where direct costs have arisen when staging events, these have been charged against the particular event.
<u>Governance Costs</u> comprise all costs involving public accountability of the charity and its compliance



	with regulation and good practice. Support costs have been allocated to Governance costs where applicable.
	<u>Deferred Income</u> arises from child sponsorships paid annually and apportioned on a monthly annual basis from the date of receipt. The deferred income is carried forward as a liability within Creditors on the balance sheet. See note 6.1.
<b>(e)</b>	<b><u>Assets</u></b>
	Tangible Fixed Assets are capitalised if they can be used for more than one year, and cost at least £1,500.
	They are valued at cost.
<b>(f)</b>	<b><u>Foreign Currencies</u></b>
	Transactions in currencies other than pounds are recorded at the rates of exchange prevailing at the dates of the transactions. At each reporting date, monetary assets and liabilities that are denominated in foreign currencies are retranslated at the rates prevailing on the reporting end date. Gains and losses arising on translation are included in net income/expenditure for the period.
	The company uses foreign currency forward contracts in order to mitigate the impact of exchange rate fluctuations. These contracts are recognised at fair value with gains and losses being included in net income or expenditure for the period.



# NOTES TO THE ACCOUNTS

## Note 2

### Analysis of income and Costs

FOR THE YEAR 1 JANUARY to 31 DECEMBER 2020

		Unrestricted funds income year to to 31/12/2020	Restricted income funds year to 31/12/20	Total funds for year to 31/12/2020	Prior year 31/01/2019 to 31/12/2019
	Analysis	£	£	£	£
<b>Donations</b>	Child Sponsorships	180,278		180,278	176,348
	Donations Received Directly	74,543	30,618	105,161	160,203
	Gift Aid	40,745		40,745	41,312
	Just Giving/Virgin Money	-	-	-	
	<b>Sub Total</b>	<b>295,566</b>	<b>30,618</b>	<b>326,184</b>	<b>377,863</b>
	Grants from other Charitable Foundations	43,877	165,495	209,372	242,595
	Other	-		-	-
	<b>Total Income from Child Sponsorships and Donations</b>	<b>339,443</b>	<b>196,113</b>	<b>535,556</b>	<b>620,458</b>
	<b>Office Support Costs</b>			<b>0</b>	<b>(144,967)</b>
	<b>Net Income from Child Sponsorships and Donations</b>	<b>339,443</b>	<b>196,113</b>	<b>535,556</b>	<b>475,491</b>
<b>Fund Raising Events</b>	Virtual Ball	13,234		13,234	24,237
	Golf Day	8,114		8,114	13,040
	Grandish Tour				-
	Music Festivals				2,018
	World EFTC day (Donate your Dinner)	1,950		1,950	4,051
	Event Ball (SJP Ball cancelled)				25,444
	Other (Community income, Christmas Campaign)	16,698	-	16,698	12,011
	<b>Total Income From Fund Raising Events</b>	<b>39,996</b>	<b>-</b>	<b>39,996</b>	<b>80,801</b>
	<b>Direct Costs of Staging Events</b>	<b>(4,215)</b>		<b>(4,215)</b>	<b>(30,874)</b>
	<b>Office Support Costs</b>	<b>(9,461)</b>		<b>(9,461)</b>	<b>(25,582)</b>
	<b>Net Income From Fund Raising Events</b>	<b>26,320</b>	<b>0</b>	<b>26,320</b>	<b>24,345</b>
<b>Investment Income</b>	Interest	-	-	-	-
	<b>Total</b>	<b>-</b>	<b>-</b>	<b>-</b>	<b>-</b>
<b>Governance Costs</b>	Audit Fees			0	0
	Trustees ( Chairman) Air Fares to Guatemala	0		0	0
	<b>Total Governance Costs</b>	<b>0</b>		<b>0</b>	<b>0</b>
N.B.	Trustees are not reimbursed for expenses, on travel to Guatemala.				



<b>TOTAL INCOME</b>	379,439	196,113	575,552	701,259
<b>EXPENDED ON:-</b>				
<b>Direct Costs of Staging Events</b>			0	(30,874)
<b>Office Support Costs</b>	(120,603)	<b>(15,768)</b>	(136,371)	(170,548)
Adjusted: Support Costs are not charged to Restricted Funds		15,768		
	(15,768)		0	0
<b>Total Governance Costs</b>	0		0	0
<b>Sub-Total of Costs</b>	(136,371)	0	(136,371)	(201,422)
Education and Welfare provision in Guatemala	(320,992)	(178,209)	(499,201)	(539,913)
<b>Net Movement in Funds (as per SoFA)</b>	(91,600)	17,904	(73,696)	(40,076)

**N.B.** As most of the Office Support Costs are staff salaries, all support costs have been apportioned on an hours worked basis.  
From 2019 onwards the Justgiving/Virgin Money funds have been reallocated to the relevant sources of income and this line will be removed in future financial statements.



## NOTES TO THE ACCOUNTS

### Note 3

#### STAFF COSTS and BENEFITS

##### 3.1 Staff Costs

	1/1/2020 to 31/12/2020	1/1/2019 to 31/12/2019
	£	£
Salaries and wages	92,258	103,476
Social security costs	2,528	4,084
Pension costs (defined contribution scheme)	7,419	27,992
Other employee benefits	-	-
<b>Total staff costs</b>	<b>102,205</b>	<b>135,552</b>

3.2 There was no expenditure on staff working for the charity whose contracts are with and are paid by a related party

3.3 No employees received employee benefits (excluding employer pension costs) for the reporting period of more than £60,000

3.4 Average head count in the year	2020 Number	2019 Number
	5	4.3

3.5 The costs of the Defined Contribution Pension Scheme are included in Note 2's Support Costs and have been apportioned between activities on an hours worked basis. No pension costs have been allocated to restricted funds.



## Notes to the accounts

### Note 4

#### Grantmaking

#### 4 Analysis of grants paid (included in cost of charitable activities)

Analysis	Grants to institutions 1/1/2020 to 31/12/2020 £	1/1/2019 to 31/12/2019 £
Funding for School and Family Welfare	499,201	539,913
<b>Total</b>	499,201	539,913

**N.B** *The charity does not identify and/or allocate support costs.*



**Notes to the accounts**  
**Notes 5, 6 and 7**  
**Debtors and Creditors**

**5 Analysis of debtors**

	£	£
Trade debtors	37,045	49,980
Prepayments and accrued income		-
Other debtors	-	-
<b>Total</b>	<b>37,045</b>	<b>49,980.0</b>

**6 Analysis of creditors**

	Amounts falling due within one year		Amounts falling due after more than one year	
	This period £	Last year £	This period £	Last year £
Accruals for grants payable		-	-	-
Bank loans and overdrafts		-	-	-
Trade creditors	-	-	-	-
Payments received on account for contracts or performance-related grants	-	-	-	-
Accruals and deferred income	17,015	16,804	21,600	32,400
Taxation and social security		1,184	-	
Other creditors	370	2,616		-
<b>Total</b>	<b>17,385</b>	<b>20,604</b>	<b>21,600</b>	<b>32,400</b>

**6.1 Deferred income**

Some child sponsors pay annually and this apportioned on a monthly annual basis from the date of receipt. In addition one large donation was made to support a class over a three year period.

***Movement in deferred income account***

	This period £	Last year £
Balance at the start of the reporting period	47,487	77,085
Amounts added in current period	36,687	47,487
Amounts released to income from previous periods	(47,487)	(77,085)
<b>Balance at the end of the reporting period</b>	<b>36,687</b>	<b>47,487</b>

**7 Cash at bank and in hand**

	This period £	Last year £
Short term cash investments (less than 3 months maturity date)	-	-
Short term deposits	-	-
Cash at bank and on hand	150,854	225,634
Other	-	-
<b>Total</b>	<b>150,854</b>	<b>225,634</b>



## Note 8 Charity Funds

### 8.1 Details of material funds held and movements during the CURRENT reporting period 1/1/2020 to 31/12/2020

Fund names	Type of Fund	Purpose and Restrictions	Fund balances brought forward	Income	Expenditure	Transfers	Gains and losses	Fund balances carried forward
			£	£	£	£	£	£
Unrestricted Fund	Unrestricted	Main Fund for providing Welfare	221,773	379,439	(471,039)	-	-	130,173
SJP	Restricted	<a href="#">Higher Education Grant Instalment 2021</a>		100,000	(100,000)	-	-	-
James Tudor Foundation	Restricted	School nurse & first aid supplies		5,038	(5,038)			
The Grace Trust	Restricted	Bathroom Renovation		750	(750)			
Foux Foundation	Restricted	Covid-19 Emergency food hampers		15,000	(15,000)			
Randal Charitable Foundation	Restricted	Covid-19 Emergency food hampers		24,000	(24,000)			
Brian Guinness Trust	Restricted	Covid-19 General Response		2,000	(2,000)			-
The Paget Trust/JSHC Settlement	Restricted	Covid-19 General Response		4,000	(4,000)			-
Kate Farrer Trust	Restricted	Love literacy		1,000	(1,000)			-
The John and Susan Bower Trust Fund	Restricted	Nutrition		600	(600)			-
Souter Charitable Trust	Restricted	Healthcare		4,000	(4,000)			-
Uefa	Restricted	Repairs to the sports pitch roof [EUR10,000]		9,107				9,107
Restricted nutrition donations from individuals	Restricted	Restricted to nutrition and all other Covid-19 needs		15,220	(15,220)			
Gifts from individuals and companies for specific projects at the school (bathrooms)	Restricted			11,834	(3,615)			8,219
Gifts from Child Sponsors	Restricted	Monetary gifts for the purchase of clothing, books, pay for health care, improve living conditions at home.	837	3,564	(2,986)	-	-	1,415



<b>Total Funds</b>	222,610	575,552	(649,248)	-	-	148,914
--------------------	---------	---------	-----------	---	---	---------

## 8.2 Details of material funds held and movements during the PREVIOUS reporting period 1/1/2019 to 31/12/2019

<b>Fund names</b>	<b>Type of Fund</b>	<b>Purpose and Restrictions</b>	<b>Fund balances brought forward £</b>	<b>Income £</b>	<b>Expenditure £</b>	<b>Transfers £</b>	<b>Gains and losses £</b>	<b>Fund balances carried forward £</b>
Unrestricted Fund	Unrestricted	Main Fund for providing Welfare	262,533	524,131	(564,891)	-	-	221,773
								-
Other Trusts	Restricted	Tech for tomorrow		10,000	(10,000)			-
SJP	Restricted			146,278	(146,278)	-	-	-
Gifts from individuals and companies for specific projects at the school (bathrooms)	Restricted			7,845	(7,845)			
Gifts from Child Sponsors	Restricted	Monetary gifts for the purchase of clothing, books, pay for health care, improve living conditions at home.	153	4,972	(4,288)	-	-	837
<b>Total Funds</b>			262,686	693,226	(733,302.00)	-	-	222,610



