

**THE FRED & MARJORIE SAINSBURY CHARITABLE
TRUST**

(Registered Charity number 1097316)

**ACCOUNTS FOR THE YEAR ENDED
31st MARCH 2021**

THE FRED & MARJORIE SAINSBURY CHARITABLE TRUST

YEAR ENDED 31ST MARCH 2021

CONTENTS

PAGE

Trustees Report	1
Independent Examiner's Report	2
Income and Capital Statement	3
Statement of Assets and Liabilities	4
Donations Schedule	5
Investment Schedule	6

THE FRED & MARJORIE SAINSBURY CHARITABLE TRUST
TRUSTEES REPORT FOR THE YEAR ENDED 31ST MARCH 2021

The charity, was founded by the Will of Frederick James Sainsbury dated 5th June 2000, when he left the residue of his estate to his Trustees to establish a charitable trust to be called The Fred and Marjorie Sainsbury Charitable Trust.


The objects of the Charitable Trust state that the Trustees shall hold the capital and income, and all or such part or parts of the capital, at such time or times and in such manner to, or for the benefit of, such exclusively charitable objects and purposes in any part of the world as the Trustees may in their discretion think fit.

The Trustees may in their discretion, for the period of 21 years from the date of this Deed, instead of applying the income of the Charity in any year, accumulate all or any part of such income at compound interest by investing the same, and the resulting income, in any authorised investments and hold the same as an accretion to and as part of the capital of the Charity, without prejudice to their right to apply the whole or any part of such accumulated income in any subsequent year as if the same were income of the Charity arising in the then current year.


TRUSTEES APPROVAL

We have considered and approve the annexed accounts and confirm that to the best of our knowledge and belief we have made available all records and information relevant to their preparation.


Signed:


.....
David Syer Bousfield

Dated:


.....
Samuel Montagu Guy Butler

Dated:


.....
David Sherborne Hoare

Dated:


.....
Merrita Ann Jones

Dated:

THE FRED & MARJORIE SAINSBURY CHARITABLE TRUST
YEAR ENDED 31ST MARCH 2021

**INDEPENDENT EXAMINER'S REPORT TO THE TRUSTEES OF
THE FRED AND MARJORIE SAINSBURY CHARITABLE TRUST**

I report on the accounts of The Fred and Marjorie Sainsbury Charitable Trust for the year ended 31st March 2021, which are set out on pages three to five.

Respective responsibilities of Trustees and Examiner

The charity's Trustees are responsible for the preparation of the accounts. The charity's Trustees consider that an audit is not required for this year (under section 144(2) of the Charities Act 2011 (the 2011 Act)) and that an independent examination is required.

It is my responsibility to:

- examine the accounts under section 145 of the 2011 Act
- to follow the procedures laid down in the General Directions given by the Charity Commission (under section 145(5)(b) of the 2011 Act); and
- to state whether particular matters have come to my attention

Basis of the Independent Examiner's Report

My examination was carried out in accordance with the General Directions given by the Charity Commission. An examination includes a review of the accounting records kept by the charity and a comparison of the accounts presented with those records. It also includes consideration of any unusual items or disclosures in the accounts, and seeking explanations from you as trustees concerning any such matters. The procedures undertaken do not provide all the evidence that would be required in an audit, consequently no opinion is given as to whether the accounts present a 'true and fair view', and the report is limited to those matters set out in the statements below.

Independent Examiner's Statement

In connection with my examination, no matter has come to my attention:

- 1 which gives me reasonable cause to believe that, in any material respect, the requirements
 - to keep accounting records in accordance with section 130 of the 2011 Act; and
 - to prepare accounts which accord with the accounting records and comply with the accounting requirements of the 2011 Act

have not been met; or

- 2 to which, in my opinion, attention should be drawn in order to enable a proper understanding of the accounts to be reached.

.....
S M Cooper FCA
Monahans
14a Forest Gate
Pewsham
Chippenham
Wiltshire
SN15 3RS

Dated:

THE FRED & MARJORIE SAINSBURY CHARITABLE TRUST

YEAR ENDED 31ST MARCH 2021

	£	<u>2021</u>	£	<u>2020</u>	£
<u>INCOME STATEMENT</u>					
Trust Income Brought Forward	-		12,957.18	-	26,853.38
Income from					
Deposit Interest		29.15		213.97	
Equalisation		19.53		1,900.03	
Investment Income		<u>43,246.25</u>		<u>59,889.07</u>	
			43,294.93		62,003.07
Less:					
Butler Sherborn fees	-	459.60	-	3,600.00	
Interest Paid		2.25		3.53	
Grant				-	
Wansbrough fees		2,886.00		-	
Donations		36,000.00		49,533.14	
Financial planning fee				163.80	
Surveyor Fees				2,006.40	
Accountancy		1,362.00		-	
LEI renewal		<u>75.18</u>			
			-		48,106.87
Trust Income Carried Forward		<u><u>9,528.08</u></u>		<u><u>12,957.18</u></u>	

CAPITAL STATEMENT

Brought forward		1,852,351.10		2,143,560.19
Profit/loss on Disposal		34,165.05		1,469.69
Butler Sherborn fees		-		-
Wansbrough fees		-		-
Management Fees	-	11,819.81	-	12,138.60
Fair value movement of investments		335,847.50	-	280,540.18
Balance as at 31st March 2021		<u><u>2,210,543.84</u></u>		<u><u>1,852,351.10</u></u>

THE FRED & MARJORIE SAINSBURY CHARITABLE TRUST

STATEMENT OF ASSETS AND LIABILITIES AS AT 31ST MARCH 2021

	<u>INCOME</u>	<u>CAPITAL</u>	<u>2021</u> <u>TOTAL</u>	<u>2020</u> <u>TOTAL</u>
	£	£	£	£
Investments at Market Value		1,890,574.00	1,890,574.00	1,608,691.00
Cazenove Capital Account		90,006.98	90,006.98	13,752.89
Cazenove Income Account	- 9,528.08	126,730.82	117,202.74	104,558.74
Wansbrough Client Account		7,265.04	7,265.04	16,424.29
1/6 of Tinkers Property, Eastbury, Berkshire		74,700.00	74,700.00	74,700.00
Loan to Will Trust - Tinkers fund		21,267.00	21,267.00	21,267.00
	<u>- 9,528.08</u>	<u>2,210,543.84</u>	<u>2,201,015.76</u>	<u>1,839,393.92</u>

Represented by:

Trust Capital Fund		2,210,543.84	2,210,543.84	1,852,351.10
Trust Income Fund	- 9,528.08		- 9,528.08	- 12,957.18
	<u>- 9,528.08</u>	<u>2,210,543.84</u>	<u>2,201,015.76</u>	<u>1,839,393.92</u>

THE FRED & MARJORIE SAINSBURY CHARITABLE TRUST

DONATIONS FOR THE YEAR ENDED 31st MARCH 2021

	2021	2020
	£	£
Blue Cross		5,000.00
Cotswold RDA		2,500.00
Countryside Learning		10,000.00
Heroes	6,000.00	
Royal Agricultural University		
Highworth Youth Nexus		2,500.00
St Lukes Development Fund		
Youth Action Wiltshire		10,000.00
Watershed Riding		
Caring for Communities		
Pennyhooks Farm Trust	2,500.00	2,033.14
Scrubditch Cake Farm		
The Countryside Alliance		
Just around the corner		
Avon Riding Centre	2,000.00	
Rainbow Trust		
Forest of Avon Trust		
Wiltshire Community Foundation	10,000.00	
Prosepect Hospice		
Funeral Donation		
Injured Jockeys Fund		
Songbird Survival Trust		2,500.00
Eastbury Furze Trust		5,000.00
Wiltshire Air Ambulance	5,000.00	5,000.00
Wildfowl & Wetlands Trust		5,000.00
Riding for the Disabled	2,000.00	
Cotswold challenge	1,000.00	
Headstart4babies	2,500.00	
Headlines craniofacial support	5,000.00	
	36,000.00	49,533.14

THE FRED & MARJORIE SAINSBURY CHARITABLE TRUST

INVESTMENT SCHEDULE FOR THE YEAR ENDED 31st MARCH 2021

	Brought Forward Nominal	Acquisitions/(Disposals) Nominal	Cost	Equalisation	Nominal at 31/03/2021	Cost at 31/03/2021	Market Value at 31/03/2021	Realised Gain/(Loss) in the year	Income Received
	£	£	£	£	£	£	£	£	£
UK EQUITIES									
INVESTMENT FUNDS									
EQUITY INCOME TRUST FOR CHARITIES INC	690,000.00	395,000.00	188,593.31	-	154,579.00	80,630.00	135,464.00	11,589.00	8,836.47
TROJAN INCOME FUND	96,477.17	-	90,433.00	-	-	89,143.00	90,090.00	-	2,535.42
MAJEDIE ASSET UK INCOME FUND	-	-	-	-	-	-	-	-	-
J O HAMBRO UK OPPORTUNITIES FUND	36,000.00	-	45,504.00	-	-	45,345.00	44,280.00	-	1,225.57
ARTEMIS UK SPECIAL SITUATIONS FUND	-	-	-	-	-	-	-	-	-
T. ROWE GLOBAL TECHNOLOGY EQUITY FD	2,750.00	2,799.88	30,860.50	-	-	30,861.00	67,504.00	-	-
POLAR UK VALUE OPPORTUNITIES FUND	6,075.00	-	63,497.00	-	-	63,497.00	74,844.00	-	476.89
SHRODER INCOME FUND	75,000.00	-	46,530.00	-	-	45,293.00	39,960.00	-	3,505.97
INTERNATIONAL EQUITIES									
INVESTMENT FUNDS									
JP MORGAN AM UK LTD US EQUITY INCOME C INC NAV	48,007.08	-	76,675.00	-	-	76,675.00	179,306.00	-	3,850.16
STEWART INVESTORS ASIA PACIFIC LEADERS FUND	-	-	-	-	-	-	-	-	-
VERITAS ASSET MGMT GLOBAL EQUITY INCOME A GBP	700.00	-	101,932.00	-	-	101,932.00	142,345.00	-	4,761.75
SCHRODER EUROPEAN OPPORTUNITIES FUND C ACC	-	-	-	-	-	-	-	-	-
FINDLAY PARK FDS AMERICAN GBP DIS	2,248.00	-	74,736.00	-	-	74,736.00	189,776.00	-	-
BLACKROCK EUROPEAN DYNAMIC FUND	37,220.00	-	62,604.00	-	-	62,204.00	90,407.00	-	461.03
SHRODER EUROPEAN ALPHA INCOME	81,910.00	81,910.00	61,310.00	-	36,302.51	-	-	1,466.51	147.03
WILLIAM BLAIR US SMALL MID CAP	253.73	-	29,926.00	-	-	29,926.00	42,792.00	-	-
BLACKROCK ASAIN DRAGON FUND	1,100.00	1,100.00	31,383.00	-	46,475.00	-	-	15,037.00	255.62
SHRODER ASAIN ALPHA PLUS FUND	35,000.00	-	29,985.00	-	-	29,880.00	46,885.00	-	483.07
WELLINGTON GLOBAL HEALTHCARE	2,200.00	827.71	21,857.00	-	-	21,587.00	28,087.00	-	-
T ROWER ASIAN OPPORTUNITIES EQUITY	-	4,331.00	45,459.48	-	-	45,459.00	44,612.00	-	-

NINETY ONE 111 GLOBAL	5,500.00	9,059.60	9,060.00	8,540.00	
POLAR GLOBAL INSURANCE FUND	5,682.00	29,642.43	29,623.00	32,986.00	51.40
ATLAS GLOBAL INFRASTRUCTURE FUND	256.00	28,963.21	28,963.00	30,150.00	622.91
VANGUARD FTSE ALL WORLD ETF		36,335.19	-	41,490.17	5,154.98
ISHARES V MSCI WORLD HC ETF-USD-DIS		9,000.61	-	9,278.93	278.32
BONDS					
UK BONDS					
1.25 UK TREASURY 22 10.41		41,930.00	46,783.86	41,465.00	
0.125% UNITED KINGDOM OF GREAT	35,000.00	45,653.00	-	-	113.98
THE INCOME TRUST FOR CHARITIES INCOME	79,371.85	47,760.00	-	-	1,436.77
SCHRODER ISF STRATEGIC CREDIT C CLASSGBP INC	907.14	93,368.00	-	-	89,541.00
SCHRODER STERLING CORPORATE BOND FUND C INC	93,540.00	43,993.79	-	-	58,893.00
INTERNATIONAL BONDS					
ISHARES USD TREASURY BOND 20+ YEAR	3,335.00	19,442.77	19,443.00	16,267.00	135.73
ISHARES CHINA CNY BOND UCITS ETF	5,000.00	20,229.89	20,230.00	19,351.00	252.64
GLOBAL BONDS					
PIMCO GLOBAL LIBOR PLUS BOND FUND	5,700.00	57,627.00	57,627.00	57,741.00	1,110.53
PORTFOLIO FUNDS					
SCHRODER MM DIVERSITY FUND	-	-	-	-	
TROIAN INVESTMENTS FUND	-	-	-	-	
MU LYXOR CORE UP TIPS(DR) UCITS	400.00	39,844.00	39,844.00	44,390.00	224.00
MULTI ASSET FUNDS					
LF RUFFER TOTAL RETURN FUND	-	-	-	-	
ALTERNATIVES					
CHARITIES PROPERTY FUND	69,304.19	75,000.00	69,304.19	-	2,157.24
ISHARES PHYSICAL METALS PLC	1,320.00	28,835.14	880.00	87,563.27	2,682.50
WISDOMTREE HEDGED METAL SEC LTD		6,200.00	64,521.19	58,427.00	58,427.00
OTHER					
INTERNATIONAL PUBLIC PARTNERSHIPS	-	-	-	-	
HICL INFRASTRUCTURE COMPANY LTD	18,500.00	29,701.83	29,702.00	30,525.00	1,145.15

FORESIGHT SOLAR FUND LIMITED	37,000.00	41,165.57	41,166.00	37,740.00	2,541.90
SHRODER DIVERSIFIED ALTERNATIVE	400.00	40,564.00	40,564.00	41,516.00	5,411.76
		<u>1,499,338.14</u>	<u>1,467,051.00</u>	<u>1,890,574.00</u>	<u>43,246.25</u>
		<u>397,001.50 - 485.131.05</u>			

