

The Children's Investment
Fund Foundation (UK)
Annual Report for the year
ended 31 December 2022

Contents

Message from the Chair	2
Message from the CEO	4
Trustees' Report	6
2022 by the numbers	6
Highlights of our impact in 2022	8
Our work in 2022	11
Strategic Report	25
Social Impact of CIFF's Operations	27
Financial Review	31
Investment Review	33
Risk Management and Key Policies	34
Structure and Governance	38
Remuneration Report and Other Governance	40
Trustees' Responsibilities and Financial Statements	41
Independent Auditor's Report to the Members	42
Consolidated Statement of Financial Activities	46
Consolidated and Foundation Balance Sheets	48
Consolidated Cash Flow Statement	49
Notes to the Consolidated Financial Statements	50
Group Information	86

Message from the Chair

“

Over the past 20 years, we have broadened our understanding of how to affect change for children.

Sir Christopher Hohn

Founder and Chair
15 June 2023

2022 was an important year for CIFF and for me, as it marked 20 years of striving to improve the lives of children, solving some of the world's most complicated problems and working with extraordinary partners. It has also been a 20-year learning curve.

Our mission as an organisation has not fundamentally changed. We have, however, broadened our understanding of how to affect change for children. We are now one of the most significant funders of climate solutions in the world. We are also committed to promoting girls' empowerment: taking an increasingly integrated approach to our work on sexual and reproductive health, child protection, education and skilling.

Seeing the impact that philanthropy can have has always given me immense joy. In 2022, I was pleased to see important areas of CIFF's work with partners reach tipping points. In response to the unprecedented child malnutrition crisis, which has been exacerbated by the climate crisis, CIFF has been working to **raise child malnutrition as a global**

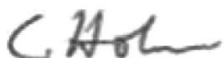
priority for innovation and large-scale investment for many years. This has resulted in the establishment and expansion of the Child Nutrition Fund, a potential game changer, as the largest centralised response to combat child wasting at scale, drawing in resources from governments and philanthropy. We also saw an important milestone towards **breaking the cycle of HIV transmission**, with CIFF's \$33 million commitment to The Global Fund to Fight AIDS, Tuberculosis and Malaria, for the preventative treatment, PrEP. This commitment was matched by the Global Fund and marks a critical step in defeating HIV. The leverage of both the Child Nutrition Fund and the Global Fund demonstrate that we are so much more impactful when we come together in partnership with governments and multilateral institutions.

It was also immensely gratifying to me to see how longstanding partnerships have yielded results. Following our decade-long work with the Carter Centre to eradicate *Dracunculus medinensis*, the parasite that causes Guinea worm disease, in 2022 the Democratic Republic of Congo was certified as transmission free. This is the sixth country in our programme which has achieved this status, over the course of the ten years. Cases of Guinea worm globally have gone from 3.5 million a year in 1986 to just 10 human instances in 2022 – demonstrating the potential impact of focused, long-term partnership.

So many life-saving or life-changing interventions cost relatively little, compared to their profound impact. In the case of the blinding disease trachoma, surgery to restore an individual's sight costs less than \$100, but can bring significant economic benefits to communities, not to mention the personal impact on those reached. We know that investing in sexual reproductive health, every \$1 spent

yields \$120 in longer-term social and health benefits, as well as enabling women and girls to make decisions about their own healthcare and motherhood, fulfil their educational potential and earn their own income. The case for investing is undeniable.

I want to thank the CIFF staff, trustees and partners for their dedication and hard work, both in 2022 but also over the many years before that. I know that many of you, like me, are driven by your passion to address inequalities and create a better world. With global challenges increasing, the time to step up is now: be it governments taking their place on the international stage, or individuals using their resources for targeted and effective philanthropy. We have a moral duty to use the position and resources we have, in the service of others. Doing so will create a much fairer and more joyous world.



Sir Christopher Hohn
Founder and Chair
15 June 2023

Message from the CEO

“

Cliff's mission – across our strategic goals of gender empowerment and informed choice, safe and healthy childhoods, and climate action – is now more important than ever.

Kate Hampton

CEO
15 June 2023

Our Annual Report is being published at a **profoundly challenging global moment**. In the last year – Cliff's 20th anniversary year – governments and their citizens have been confronted with a poly-crisis. Escalating food and energy prices have combined to drive a cost-of-living crisis. Geopolitical tensions have risen over fundamental questions of conflict governance and multilateralism. Fiscal space has shrunk in the countries who need it most, whilst systemic solutions from the world's most powerful countries have remained absent. All the while, climate change has continued to be a threat multiplier.

Against this backdrop, and whilst global decision-makers continue to focus on short-term firefighting, our overarching goal, **to create a healthy, fair, and safe world for children**, has become harder to reach. The Human Development Index has declined for the first time in three decades, basic services such as education have suffered from pandemic disruption, and erosion of the social protection floor has continued around the world. As ever, it is the most vulnerable, and particularly children, who have borne the brunt.

The worsening global context means the breadth of Cliff's mission – across our strategic goals of **girls' empowerment and informed choice, safe and healthy childhoods, and climate action** – is more important than ever. Indeed, working to deliver change on climate and children's issues often unifies otherwise polarised actors, in the face of fraught division.

That is why I am particularly proud that we delivered a remarkable **\$530 million** in grant disbursements in 2022 and approved **\$400 million** in multiyear commitments, even

whilst consolidating after a year of rapid growth in 2021. Moreover, given the fiscal crises affecting many of the countries in which we work and the clear evidence that our current global system is not able to meet the challenges it is facing, CIFF has increasingly focused on the reform of the international financial architecture, to deliver more and better finance for SDG delivery this decade.

In all this work it is worth noting that, as the operating context becomes more challenging, the value of civil society only becomes more evident. Alongside our partners, we are bringing expertise and resources to bear on some of the world's most intractable problems. And that is why we continue to prioritise and invest in the **development of our wider ecosystem**, to ensure our community is breaking down silos and working systemically to enact change.

With that, I want to thank CIFF's founder Sir Chris Hohn, our trustees, our Executive Team, and all my CIFF colleagues, as well as our **exceptional network of implementation and funding partners across the globe**, for all that they did in

2022 and all that they continue to do to deliver for the communities we work with.



Kate Hampton, CEO
15 June 2023

2022 by the numbers

\$400m

Charitable Investments Approved

After exceptional levels of approvals in 2021, CIFF approved \$400 million of charitable investments in 2022.

\$530m

Grant Disbursements

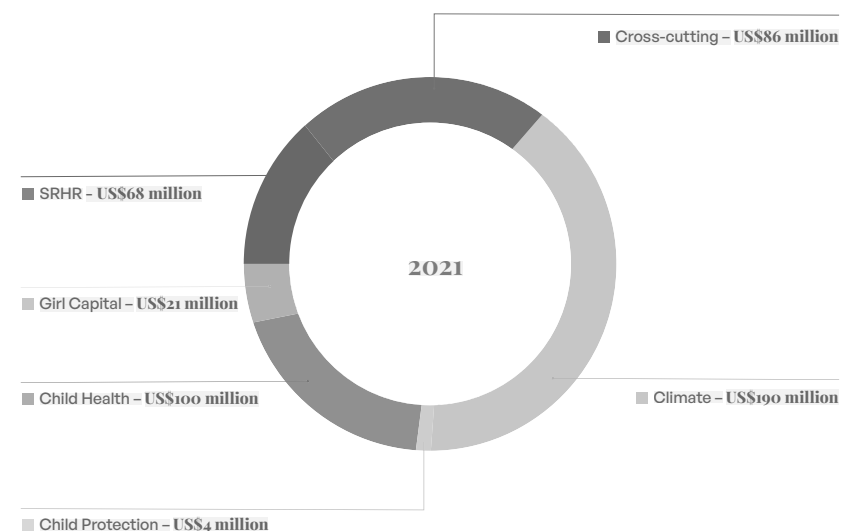
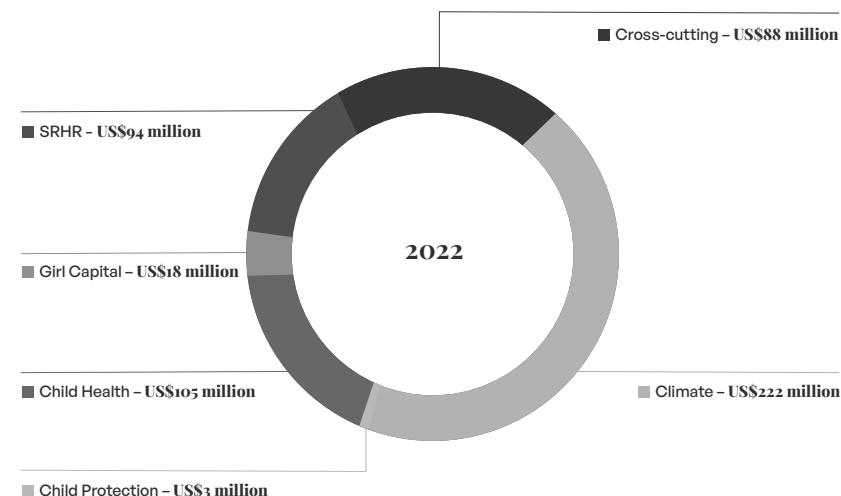
CIFF disbursed grants of \$530 million in 2022. Grant disbursements increased in 2022 by over \$60 million compared to 2021.

\$5.1bn

Endowment

A challenging economic environment led to negative investment returns for 2022, and after charitable expenditure the closing endowment value for 2022 reduced to \$5.1 billion. The size of the original endowment and the excellent investment returns achieved over the years continues to give CIFF the financial strength and stability to make substantial long-term commitments to the work of our grantees.

Charitable Payments by Programme – 2022 and 2021



Total Charity Funds 2022

US\$5.0 billion

Total Charity Funds 2021

US\$5.9 billion

Total Charitable Investments Committed 2022

US\$400 million

Total Charitable Investments Committed 2021

US\$772 million

Total Disbursed 2022

US\$530 million

Total Disbursed 2021

US\$468 million

Highlights of our impact in 2022

CIFF's commitment to the Global Fund: CIFF's commitment to the Global Fund: At the 7th triannual replenishment of the Global Fund for HIV, TB and Malaria, CIFF launched a major new partnership to scale bio-medical and behavioural interventions to **break the cycle of HIV transmission**.

Increasing access to contraceptive choices in Africa: Across the Sahel, CIFF's partners have scaled equitable access to contraceptive information and choices, with over **1.5 million individuals** accessing modern methods in a region with the world's lowest contraceptive prevalence.

Expanding digital learning for girls in India: Mission Buniyaad, a programme led by the Government of Rajasthan, which enables digital learning to help improve educational outcomes for girls, is now being scaled up across the state and is **set to reach up to one million girls**.

Highlights of our impact in 2022 continued

Guinea worm eradication in the DRC: CIFF has been partnering with the Carter Centre since 2012 on the eradication of *Dracunculus medinensis*, the parasite that causes Guinea-worm disease. In December 2022 the World Health Organization (WHO) certified The Democratic Republic of the Congo (DRC) as **transmission free of this debilitating disease**. This marks the sixth country declared free in the period that CIFF has been working with the Carter Centre (alongside Cote d'Ivoire, Ghana, Kenya, Niger, and Nigeria).

Across the rest of our NTD portfolio, CIFF also supported the delivery of over **58 million treatments** against Neglected Tropical Diseases (NTDs) in seven African countries.

The Child Nutrition Fund: Together with our partners CIFF has raised more than \$500 million in new funding for child wasting in 2022 – this means **more children than ever who need treatment for severe acute malnutrition, will have access**. The CIFF-supported Child Nutrition Fund saw five countries in 2022 accessing the ready-to-use therapeutic food match facility (RUTF) and multiple country programmes approved.

Highlights of our impact in 2022 continued

Climate action plans (CAPs) recognised as a global norm: CIFF's private finance strategy has continued to have a global impact - **4,000 companies disclosed Climate Action Plans (CAPs) to CDP in 2022, with a further 6,000 companies developing plans.** Starting in the EU, regulation is coming in 2024 mandating disclosure of plans across the G7 and in other major economies. Under the Say on Climate campaign led by CIFF partners, 60 major companies have put their plans to shareholders since 2020, leading to subsequent votes against directors and executive compensation where plans have been deemed insufficient. The G20, UNFCCC, OECD, Networking for Greening the Finance System (100 central banks) and GFANZ have made CAPs the central framework for managing the climate transition of companies and banks.

Growing renewable energy in East & South East Asia, and Europe: CIFF partners supported the **growth of renewable energy in our key geographies**, and across the EU, technical assistance, strategic communications and policy advocacy ensured.

Responding to Europe's energy crisis: the war in Ukraine focused attention on the need to rapidly reduce Europe's reliance on expensive, volatile fossil fuels, with CIFF partners helping to **identify the solutions and secure the policies to enable ambitious delivery.** Through technical assistance, strategic communications and policy support, ECF and its partners helped to create a policy and regulatory environment that is conducive to investment in renewables and energy efficiency, reducing costs and increasing security for households and businesses.

Our work in 2022

Global

Climate

In a year of **seismic and interconnected global crises**, CIFF's climate team and network of partners worked with a clear focus on reducing global emissions with an aim to limit temperature increase to 1.5°C above pre-industrial levels. Our strategies, which encompass multiple geographies, sectors and approaches, were adapted to respond to the geopolitical context and we strengthened our efforts to build resilient institutions working to tackle the climate crisis.

Despite challenges, the world saw **positive real-economy trends in 2022**: there was a rise in renewable energy deployment in China and South-East Asia, sales of electric vehicles soared around the world, and shifts were seen in overseas coal financing. Like China and India in 2021, the US ratified the Kigali amendment to the Montreal Protocol on Substances that Deplete the Ozone Layer, joining over 120 countries that have committed to reduce the consumption and production of super polluting hydrofluorocarbons.

At CIFF we continued to support and lead initiatives that leverage global action. Climate Action Plans have been recognised as a global norm by major institutions including the UN, the OECD and more. We are working with partners across a spectrum of approaches to **maintain the integrity of Net Zero promises**. Our partners advocated for mandatory data-based transition plans and the Say on Climate conference, attended by over 100 investors, regulators and civil society groups, called on corporates to make their actions bolder. We also supported the growth of legal pressure to hold corporates to account to deliver on climate promises that have been made.

To accelerate corporate action further, in Europe and America, CIFF grantees have supported shareholders to file ground-breaking lawsuits against their own companies (e.g. Shell, VW) whilst targeting banks (e.g. BNP Paribas for financing oil and gas). Several high-emitting companies have significantly strengthened their climate action in response to legal threats, and lawsuits have paved the way for two critical EU regulations that prevent the sale of deforestation-

linked products and force companies to adopt a 1.5°C-aligned pathway.

COP27, the first COP to be hosted in Africa, was a key moment for holding world leaders accountable for climate commitments. There was an onus on delivering in the interest of developing countries that are least responsible for the climate crisis yet often the most vulnerable to its impact. During the summit, while major progress was lacking on cutting emissions and actions to keep the 1.5°C target alive, we saw a breakthrough commitment to a loss and damage (L&D) fund, which will provide dedicated funding for vulnerable countries hit hard by climate disasters. During COP, CIFF supported the **first-ever Children and Youth COP Pavilion** helping to spotlight and empower youth action, whilst helping to launch a new Youth Climate Justice Fund. CIFF also supported the launch of the UN High-Level Expert Group report on non-state actors to drive net-zero accountability.

Other significant global initiatives backed by CIFF include a new partnership with the International Solar Alliance (ISA) to **strengthen the implementation of solar technologies** in over 58 countries and aiming to achieve a five-fold increase in solar capacity. The Initiative for Climate Action and Transparency (ICAT) continued to make progress, establishing two new regional hubs in Central Africa and Central Asia to build and improve **sustainable and comprehensive transparency frameworks** aligned with local needs. The CIFF-supported Ambition Initiative of NAMA Facility approved a total of eight **climate mitigation projects aligned with green recovery**: Costa Rica (Green Hydrogen), Kenya (Electric mobility and Solar powered cold chains), Nepal (Electric transportation and Sustainable forest management), Mongolia (Clean Heating), Namibia (Biomass power) and Paraguay (Zero emission public transport). Lastly, our key partner on air quality, the Clean Air Fund (CAF) expanded into Africa in 2022, opening a new office in Accra, Ghana. Building on the success of the Breathe London project, which empowered citizens to use local air quality data to demand cleaner air inspire political action, CAF launched several new Breathe cities, including Breathe Sofia in Bulgaria.

Sexual and Reproductive Health and Rights

In 2022 we began to see the full extent to which the Covid pandemic and international funding shortfalls **undermined progress on SRHR, most notably on HIV prevention** – and there was fear that the US Supreme Court's decision to overturn Roe v Wade would have implications for reproductive rights globally. However, it was also a year where solidarity was demonstrated with the replenishment of the Global Fund and strong country commitments to FP2030; funds for family planning commodities were bolstered; and innovations in sexual and reproductive health (SRH) choices continued to scale alongside a commitment to equitable access.

As part of CIFF's work to **increase SRH choices**, CIFF approved funding for Phase III clinical trials for two novel contraceptives to expand choice for women who have infrequent sex and seek on-demand or non-hormonal contraception. This investment builds on CIFF's previous investment that supported research on peri-coital methods with results published by the British Medical Journal.

In partnership with the UK's Foreign, Commonwealth and Development Office (FCDO), CIFF's **'Step-Up' programme delivered major progress on the integration of comprehensive contraceptive choices** – including long-acting methods – within public-sector service delivery points across the Sahel and northern Nigeria. In Northern Nigeria, CIFF supported MSI Reproductive Choices to partner with over 600 public sector sites to support last-mile access for those living in multi-dimensional poverty.

Also in efforts to increase choice and access, CIFF continued its focus on financing for SRH commodities. The catalytic 'Challenge Fund' to UNFPA Supplies contributed to ensuring global financing for contraceptive commodities remained stable – the Challenge Fund collectively raised \$160 million. However, these gains remain fragile, with contraceptive

financing still insufficient and overly dependent on donors. To begin **catalysing greater sustainability**, CIFF partnered with others to develop 'future state' concepts that have the potential to strengthen the resilience of commodity financing and increase ownership from domestic governments, with investments planned in 2023.

CIFF continued to support **trailblazers for self-managed care in SRHR**. Over 2022, significantly more women gained access to self-injectable contraception through CIFF's flagship "Delivering Innovation in Self Care" programme and the broader Access Collaborative partnership. 2022 saw an acceleration in uptake exceeding one million self-injection visits across 14 countries. To match growth in demand over the current decade, CIFF and the Bill & Melinda Gates Foundation jointly invested in greater manufacturing capacity and supply chain resilience for injectable contraception. The World Health Organization (WHO) and the Self Care Trailblazers Group achieved significant success in advocating for national-level self-care guidelines for SRHR, with leadership from the governments of Senegal, Nigeria, and Uganda in applying these guidelines to national contexts and advancing their ambitious national strategies.

In addition, 2022 was a milestone year for CIFF's work on **HIV self-testing** that saw the total market grow to 18 million self-tests distributed per year, four million of which were delivered into the hands of users via CIFF's partnership with the Global Fund in five countries. CIFF's strategic partnership with the Global Fund was bolstered at the 7th triannual replenishment where CIFF committed \$33 million to establish a new matching fund to scale-up innovations in HIV prevention, notably pre-exposure prophylaxis.

Nutrition

Last year man-made drought, conflict and rising food prices continued to drive up levels of severe wasting in young children worldwide. In March 2022, food prices reached their highest ever recorded level, 50 million people were on the brink of starvation and 1 in 2 children lacked essential nutrition to grow and thrive.^{1,2} A CIFF-funded analysis also showed that a 5% increase in food prices increases child wasting – the deadliest form of malnutrition – by 9%.³ Against this backdrop, CIFF worked to **raise child malnutrition as a global priority**, fundraising and galvanising action for a collective response to the food and nutrition crisis.

As a result of this work, governments, philanthropies, and private donors collectively pledged \$577 million at the United Nations General Assembly side event “The Child Malnutrition Crisis: Pledging to Save Lives” co-hosted by CIFF, UNICEF, USAID, and the government of Senegal. This included a **historic commitment from USAID** of \$200 million to tackle child wasting, in part thanks to the outreach from CIFF and

our founder, Sir Christopher Hohn, as well as our philanthropic partners Eleanor Crook Foundation, CRI Foundation, and ELMA.

The CIFF-supported Child Nutrition Fund (CNF) has also gained traction in 2022 with five countries accessing the commodities match fund and several country programmes approved. In addition, a new Supplier Financing mechanism under the CNF will help stabilise the market of Lipid-based Nutritional Supplements. The mechanisms of the CNF are addressing the biggest barriers to improving children’s nutrition by bringing together complementary approaches for the commodities as well as the services needed to prevent, detect, and treat malnutrition.

¹FAO Food Price Index | World Food Situation | Food and Agriculture Organization of the United Nations

²[https://docs.wfp.org/api/documents/WFP-0000142656/download/?_ga=2.112509828.1424708801.1669905126-71626005.1660134008;https://www.thelancet.com/journals/langlo/article/PIIS2214-109X\(22\)00367-9/fulltext](https://docs.wfp.org/api/documents/WFP-0000142656/download/?_ga=2.112509828.1424708801.1669905126-71626005.1660134008;https://www.thelancet.com/journals/langlo/article/PIIS2214-109X(22)00367-9/fulltext)

³IFPRI, December 2022, “The global food price crisis threatens to cause a global nutrition crisis: New evidence from 1.27 million young children on the effects of inflation”, available here: <https://www.ifpri.org/blog/global-food-price-crisis-threatens-cause-global-nutrition-crisis-new-evidence-127-million>

Child Protection

CIFF's global child protection initiatives are highly focused: tackling the scourge of child sexual abuse and exploitation online, and elevating the urgent and widespread need to tackle sexual violence against children with key decision makers.

A strategic initiative to draw world attention to child protection, the WeProtect Global Alliance, held its 'Turn the Tide' Summit in Brussels which saw the world's largest gathering of leaders from government (99 governments are now members), law enforcement, the tech industry, civil society organisations, academia and survivors to make fighting child sexual abuse a national and global resource and policy priority. The Summit saw the launch of a Global Task Force bringing together the European and African Unions and 17 other governments from across the world.

We also worked to keep the voice of children and survivors centre stage by supporting the newly launched Brave Movement, a global advocacy and education initiative led by survivors to end childhood sexual violence. The Brave Movement, through their EU Survivors' Committee, has provided an influential voice in the emergence of a new policy framework in the EU, where nearly two thirds of all child sexual abuse material is hosted.

Cross-cutting

International Finance

Across all our sector-specific work, from climate, to SRHR, to health, there is an urgent need to mobilise more and better financing to help the world meet the Sustainable Development Goals, as well as the 1.5°C Paris goal. In 2022, CIFF joined efforts that succeeded in building increasing global momentum on the **need to reform the global financial architecture**, a system that is both unfair and inadequate to meet the challenges of our time.

This consensus was spurred by the efforts of Prime Minister Mia Mottley of Barbados to highlight the inadequacy of the current financial system to address global, ongoing and interlinked crises. CIFF was honoured to play a crucial role in supporting the coalition of actors led by Mottley, known as the Bridgetown Initiative. The initiative drew high-level support last year from French President Emmanuel Macron who called for a New Global Financial Pact which seeks to lay the foundation for a more responsive, just and inclusive international financial system.

Evidence, Measurement and Evaluation

Evidence, Measurement and Evaluation (EME) is at the core of all our programmes. Only by investing in data and evidence can we measure the impact of what we do, learn and course-correct – without this we are guessing. EME therefore plays a vital role in improving the rigour of CIFF strategies and investments.

EME has helped CIFF make significant strides towards becoming **a more equity-focused donor**, increasing the

relevance, effectiveness, and impact of our programs. In June 2022 our Board approved the CIFF Equity Toolkit which is being rolled out across our investments. This toolkit allows us to rate our investments through an equity lens as well as in line with the gender transformative continuum.

Another key success for the EME team was the Electronic Community Health Information System (eCHIS) scale-up in Ethiopia, which transforms the health extension programme, utilizing data for robust performance management and leading to **better health outcomes for mothers, children, and adolescents**. By the end of 2023, the programme had trained 1066 Health Extension Workers, 562 supervisors and had been rolled out to 523 health posts in the first 20 woredas.

Also in 2022, in partnership with Population Council's Girl Innovation, Research, and Learning (GIRL) Center and the Danish International Development Agency (DANIDA), CIFF's EME team successfully developed the Adolescent Atlas for Action (A3). This is a suite of tools and visualisations designed to **promote evidence-based decision-making**. We launched the A3 for public use in July, providing actors such as policymakers, donors, and advocates with accessible evidence and insights on adolescent lives and needs at national and sub-national levels.

Impact Investing

Although CIFF is not currently making new impact investments, we continue to manage the open portfolio of investments. This portfolio is aligned with the Foundation's charitable objectives, to build a healthy, fair, and safe world for children, and covers sectors including carbon capture, alternative proteins, and women's health.

These investments continued to achieve impact in 2022. In the case of the Global Health Investment Fund (GHIF), the fund is estimated to have saved 47,000 lives and improved 18 million lives by investing in advancements in health technology such as drugs, vaccines and diagnostics in low- or middle-income countries. On the climate side, our investments in the Carbon Direct Fund, Clean Energy Venture Fund and Southeast Asia Clean Energy Facility (SEACEF) have reduced net Greenhouse Gas emissions. SEACEF also achieved significant success mobilising capital into early-stage renewable projects in Southeast Asia, crowding in \$27 private capital for every dollar it invested.

Big Win Philanthropy (BWP)

As of 31 December 2022, CIFF had paid eight instalments, totalling \$144 million, to Big Win Philanthropy (UK) (BWP). The specified purpose of the grant to BWP is the improvement of the lives of children, young people and families in need in developing countries or countries in crisis.

Organisational Development

Three years into its launch, CIFF's Organisational Development (OD) support is recognised as a unique value proposition by grantees and programme teams. An independent evaluation in 2022 reported that this support served as a catalyst for partners' improvement, with achievements in governance, strategy refresh, operating model, leadership transition, fundraising strategy and evidence, measurement and evaluation (EME).

In India, CIFF's OD team partnered with TERI to review and articulate their long term strategy, as well as design for a fit-for-purpose operating model and fundraising plan to deliver against the strategy. As a result, TERI has set up an Executive team to drive institutional leadership decisions and reorganised itself into six coherent programs based on expertise and alignment with external stakeholders. In Africa, CIFF OD partnered with Triggerise to support its move towards a localised structure. This will build a more locally embedded, sustainable and relevant organisation that is capable of operating at scale.

As part of CIFF's commitment to increase the organisational strength and sustainability of our grantees, in 2022 we successfully launched two cohort capacity-building programmes – for Global-South based Measurement Evaluation and Learning (MEL) service providers and research organisations, and the second for our Africa-based grantees focused on youth development and adolescent health across the continent. The aim is to address priority learning needs and build a community of practice to drive collaboration and learning among grantee partners.

Africa

The guiding vision behind our work in Africa is **a future where girls have the health, economic opportunity and agency to contribute to a thriving and self-determining Africa.**

This vision is led by our teams based in Nairobi and Addis Ababa and supported by three core pillars, (1) Girl Capital, ensuring girls have equal rights and can fulfil their potential (2) Resilient Communities, ensuring children are born healthy and can thrive in communities, with health systems that are equipped to prepare for, respond to and recover from political, economic and climate shocks; and (3) For Africa By Africa, catalysing African giving and government funding to create sustainable solutions to improve the lives of children.

Girl Capital

In 2022, the world's first Development Impact Bond for adolescent reproductive health in Kenya, In Their Hands (ITH), came to an end. Launched by CIFF in 2020, the 18-month bond delivered **362,000 user visits to Kenyan adolescent girls (148% of its target) and recorded 118,000 repeat visits (262% of its target)** helping users avert an estimated 136,000 unwanted pregnancies. Building on this success, CIFF helped establish an additional \$4.7 million outcomes fund, which will continue to support the scale of ITH and support its expansion into public sector facilities in Kenya.

Meanwhile, the A360 programme, a partnership between CIFF and BMGF and implemented by Population Services International **reached 394,500 girls with contraceptive services in 2022.** Their focus has been on adolescent girls, as this target group is particularly difficult to reach given the stigma around contraceptive use, the pressure to “prove” fertility and the focus on older users from existing services.

The RISE programme, Roadmap for Integrating Smart Start in Ethiopia, continued into its third year. RISE aims to help

married adolescent girls aged 15-19 make their own family planning choices, by developing powerful communications materials for Health Extension Workers in rural areas. The Ministry of Health in Ethiopia demonstrated its commitment to RISE through a commitment of \$4.6 million to training for HEWs up to September 2022. Thanks to this funding, a total of 26,000 HEWs were trained throughout the country.

Resilient Communities

Climate

In 2022, CIFF's partner, the Africa Climate Foundation (ACF) supported the South African Government, with technical assistance and international engagement, to develop the **Just Energy Transition Partnership (JETP)**, helping shift South Africa away from coal and towards clean energy. ACF held a knowledge workshop with key stakeholders to share lessons of JETP from South Africa as well as garner lessons from the Philippines, Senegal, Nigeria, and Indonesia as part of south-south learning. This has contributed to the JETP discourse across philanthropic organisations and governments who are leading on transitioning towards clean energy as well as placing ACF as a strong and strategic partner in the JETP process in other African countries.

CIFF supported African youth climate activists to participate in the **Sustainable Energy for All (SE4ALL) Forum in Kigali** and co-hosted a youth session on 'Just & Inclusive Energy Transition' in collaboration with the World Resources Institute and Carnegie Mellon University. 50 youth participants from across the continent participated in the session aimed at equipping them with knowledge and the complexities that revolve around energy and just transition and empowering them to engage more confidently ahead of COP27 (for more detail on COP27 see page 12).

CIFF also launched the **'Solar Skills Employer Mapping' report** highlighting the potential of the solar sector as a significant employer of youth in Africa and providing recommendations for policymakers. This was launched in collaboration with Toolkit iSkills, a Kenyan-based social enterprise that trains vulnerable youth and women and links them to employment or entrepreneurship.

NTDs

2022 marked the year of the Kigali Summit on Malaria and Neglected Tropical Diseases (NTDs), culminating in the **Kigali Declaration on NTDs**. This declaration reiterates the commitment of signatories to WHO's 2021–30 roadmap for NTDs and the target within SDG 3 to end NTD epidemics. CIFF was proud to be one of the signatories, recommitting to NTDs with our pledge to invest \$60 million over the next 5 years. The summit cumulatively raised \$4 billion towards the fight against malaria and NTDs, including \$2.2 billion from countries affected by the diseases.

CIFF has been partnering with the Carter Centre since 2012 on the eradication of *Dracunculus medinensis*, the parasite that causes **Guinea-worm** disease. In December 2022 the World Health Organization (WHO) certified The Democratic Republic of the Congo (DRC) as **transmission free** of this debilitating disease. This marks the sixth country declared free in the period that CIFF has been working with the Carter Centre (alongside Cote d'Ivoire, Ghana, Kenya, Niger, and Nigeria). To help get further towards full eradication, CIFF is extending its support to The Carter Center through 2025.

In partnership with Operation Sight, CIFF continued to support **thousands of sight-saving trachoma surgeries**. In Ethiopia, a total of 64,381 sight-saving surgeries were performed in 2022 and 903 Integrated Eye Care Workers (IECWs) received basic and refresher training to provide trachoma surgical services in districts with the highest burden.

In total, CIFF supported the delivery of over **58 million treatments against NTDs** in seven African countries across its various investments.

WASH

CIFF's Water4Life investment, in partnership with World Vision, APCON and the Government of Ethiopia, officially commenced in 2022 in the presence of government higher

officials and leaderships of CIFF, grantees and partners. This investment covers 5 components including water supply, sanitation and hygiene, as well as solar electrification.

CIFF's **KIDS** investment aims to provide clean water to 36,222 people, 51 schools and 11 healthcare facilities in Kibera, Kenya. By the end of 2022 4 out of 5 boreholes were drilled with 2 already operational; 25 water kiosks became operational providing water to 10,000 people and 4 boreholes were donated by the county government. Together with the Ministry of Education and Ministry of Health in Ethiopia, Behaviour Change Communication materials for communities and schools were developed to ensure that the infrastructure elements of the project are as impactful as possible.

Child Health

The Healthy Mothers, Healthy Babies - Multiple Micronutrient Supplementation (MMS) programme in Ethiopia programme is designed to demonstrate implementation models for transitioning from Iron and Folic Acid Supplementation (IFAS) to MMS within the public sector antenatal care programmes (the first programme of its kind globally) and support the Federal Ministry of Health to develop a scale-up plan. Despite initial delays, **MMS has been successfully distributed to all health facilities** in the 21 rural intervention districts (replacing IFAS) during the last quarter of 2022 and service delivery to women visiting ANC clinics was initiated, with close to 10,000 pregnant women receiving MMS by the end of the year.

Also in our child health portfolio, our programme partner, Living Goods, underwent a Randomised Control Trial (RCT) in 2022, on their community health worker programme in Uganda – and the results showed an **impressive reduction in infant and child mortality**. The trial demonstrated a 28% reduction in under five mortality and a 27% reduction in infant mortality.

2022 also saw the impact evaluation for the Enhancing Nutrition and Antenatal Infection Treatment programme, a proof-of-concept implemented by Jhpiego and the Ethiopian Ministry of Health from August 2018 to March 2022. The evaluation has demonstrated **a 35% reduction in the prevalence of low birth weight** in districts compared to the control districts as well as a significantly higher mean difference in birth weight (108 grams between districts in the programme compared with those not).

India

In 2022, we took a moment to reflect on our work in India spanning over the last decade. We conducted a strategic review, engaging with our partners to identify where we add the most value. As a trusted partner to institutions in India working to address the challenges facing children, we take pride in being an evidence-generating and catalytic funder. Through our conversations, we discovered that creating large-scale, sustainable impact in India requires the establishment of deep local proof points. This helps build momentum across states, catalysing knowledge, financing, intent, and policy support, eventually leading to a tipping point for change. This, in turn, presents the opportunity for significant national and global impact. Our partners in India value our approach, emphasizing our evidence-driven methodology, strong local team, and long-term, systemic approach as "high-quality, in-depth, and effective."

Child Health

During the year we leveraged our learnings and saw many of our proof-of-concept programmes in our child health portfolio, which were co-created with partners and supportive of government initiatives, further scaled by the Government. Rajpusth, a programme that enables cash transfers and focuses on behaviour change communication to pregnant women for better nutrition outcomes in five districts of Rajasthan, is being further scaled across the entire state (33 districts) with an annual commitment of \$28 million. It will now reach 350,000 women per year.

Similarly, the Community Prevention of Acute Malnutrition (CPAM) programme, which provides Participatory Learning Action (PLA) meetings and Home Visits in order to prevent malnutrition in children, was agreed to be further scaled. This initiative was initially implemented in six districts of Jharkhand and in 2022, the Government of Jharkhand committed to

scale it to 15 districts, making an annual commitment of \$5.38 million.

Girl Capital

Our Girl Capital portfolio in India also saw significant scaling thanks to government partnerships. Mission Buniyaad, a digital education programme led by the Government of Rajasthan, helped improve learning outcomes (by 10%) and pass percentage (by 3%) amongst ~20,000 girls in secondary government schools through a pilot using personalised adaptive digital learning; the government is now scaling it across the state and aiming to reach one million girls.

One of our most innovative partnerships in India, is the Skills Impact Bond, the world's largest impact bond focused on skilling and the first of its kind. CIFF is an outcome funder, collaborating closely with the Government of India through the National Skill Development Corporation (NSDC). In 2022 the collaborative released its first set of very encouraging results for its first cohort. More than 2100 girls and young women were placed in employment, with a transition rate of 66% from enrolment to placement.

Climate

Our commitment and partnership with the Government of Rajasthan has shown us the impact of deep state-level partnerships can have, as seen particularly through our work in India on climate (although also applies to our work in other areas). In 2022 we signed partnerships with the central and state governments, as well as government agencies. This included a letter of Intent with the Department of Environment, Forest and Climate Change, Government of Uttar Pradesh to help develop and deliver climate actions in India's largest and most populous state. Under this agreement,

CIFF's support will enhance the institutional capacity of the Uttar Pradesh Climate Change Authority (UPCCA) by setting up a Project Management Unit (PMU) and a panel of sectoral technical partners which will guide the state towards accelerating sectoral climate actions.

Also in our climate portfolio, our partners are assisting the Governments of Delhi and Maharashtra with the drafting and implementing the states' electric vehicle (EV) policy. This has led to a significant increase in EV sales with our partner in Pune seeing a double-digit growth in electric vehicles (10% of all new vehicles being sold are EVs). Pune won the 'Cleaning the Air We Breathe' award at the 2022 C40 Cities Awards in recognition of its exceptional leadership in tackling the challenge of air pollution, recognising its rapid electric bus deployment.

SRHR

In our work on SRHR, we developed a new strategy with a goal to catalyse India's shift from control to choices and to make family planning empowering for 10 million girls and women. We have supported the Government of India in working towards their FP2030 commitments, and have worked with the World Health Organization India to establish a Technical Support Unit (SAMARTH) for the Ministry of Health and Family Welfare. This will provide high-level support for the introduction of new contraceptives and expanding access to SRH services in India. Aiming to address some critical systemic issues in India's FP program and building upon our experience of supporting the introduction of DMPA-IM in Rajasthan, we have initiated 'India Choices', an investment that aims to shift India's contraceptive method mix towards reversible and user controlled methods across five states.

Child Protection

Our work in Child Protection in 2022 includes another key example of CIFF's commitment to partnership. During the year CIFF signed a letter of engagement with Delhi Government's Commission for Protection of Child Rights to prevent and address child labour and missing children in Delhi.

As well as this, in 2022 CIFF's flagship programme for child protection in India, KAWACH was launched, a 10 year \$50 million partnership with British Asian Trust. This programme works closely with government, business, community, and children to integrate approaches to prevent and protect children from all forms of harm and exploitation.

East & South-East Asia

CIFF's work in East and Southeast Asia is underpinned by the vision of **supporting the region's low-carbon development with systemic solutions**. This is built upon a decade of close collaboration with international and local partners in tackling climate and environmental challenges of the region, with a particular focus on China led from our office in Beijing. 2022 saw significant energy transition pivots across several countries in both public and private sectors, strengthened by international dialogues within and beyond the region.

In 2022 **wind and solar** continued to drive China's energy decarbonisation, with CIFF partners like Energy Research Institute (ERI) providing technical assistance and policy recommendations for accelerating the country's energy transition. China continued to be a global leader in wind and solar power, with capacity installation of over 125GW. Wind and solar are also becoming more competitive in the post-subsidy era, and for the first time, they contribute to more than half of China's incremental power generation.

China's first-ever comprehensive climate blueprint was strengthened in 2022 as over a dozen provinces and key emitting sectors released their carbon peaking and neutrality implementation plans. Our partners like Energy Foundation China (EFC) and China Association of Building Energy Efficiency (CABEE) provided support for Chinese localities in **establishing their low carbon transition pathways** and helped the transport and building sectors to explore effective climate solutions that match the national targets.

In 2022 CIFF also partnered with the Climate Investment and Finance Association (CIFA) to provide technical support on drafting **Greenhouse Gas Accounting Guidance for Financial Institutions**, developing climate-friendly projects for banks to support sub-national transitions, and enhancing capacity of regulators and practitioners on climate financing etc. Internationally, our partner Beijing Institute of Finance and Sustainability (BIFS) supported the China cochair of the G20 Sustainable Finance Working Group to lead the G20 agenda, and further facilitated global green investments through the

Green Investment Principle for BRI (GIP).

In our work in the broader region in 2022, the **Indonesia Just Energy Transition Partnership (JETP) deal was announced during the G20 leaders' summit**, with the country committing to expediting full coal exit in seven years and reach net zero ten years earlier in 2050. 2022 also saw the **Vietnam JETP deal announced during EU-ASEAN Summit**, with the country committing to bringing forward all greenhouse gas emissions peaking from 2035 to 2030 and reducing annual power sector emissions up to 30 percent from 240 megatons to 170 megatons. For both of these milestone commitments, CIFF partnered with Energy Transition Partnership (ETP) and other organisations to provide input and advice to support the national ambition, financial implementation of early-coal retirement, and coal abatement scenario analysis.

In 2022 the Indonesian Government also passed legislation which signalled a **significant transition to greener energy**. The regulation on Accelerated Development of Renewable Energy for Electricity Supply maps out Indonesia's energy transition commitments that no new coal-fired power plants are to be built, some coal plants will be retired early, and investment in renewables will be boosted. CIFF's local partners like Institute for Essential Services Reform (IESR) have been leading the policy recommendations in Indonesia to accelerate renewable energy development and energy transition.

In South Korea our partners continued to help **enshrine energy transition targets and policies** with the government, while mobilising corporate voices in support for change. As of December 2022, 28 major Korean corporations, including Samsung Electronics and Hyundai Motor Group Affiliates, have joined RE100 with ambitious commitments to achieve carbon neutrality in their Southeast regional supply chains. These progressive conglomerates, in alliance with local partners such as Solutions For Our Climate (SFOC) are recommending higher renewable targets, streamlining renewable project siting and permitting rules, and ensuring fair compensation and grid access to renewables.

Europe

CIFF has a long-standing presence and portfolio in Europe focused on accelerating a **just and equitable transition to net zero**. This includes shaping Europe's role in confronting and responding to major global crises. Our work in 2022 was deeply impacted by Russia's invasion of Ukraine and the impact this had on the continent, including on energy policies and prices, food and nutrition, and overseas development assistance.

Through our strategic partners, including the European Climate Foundation (ECF), E3G, the Bellona Foundation, and Our Common Home, we worked throughout the year to secure and sustain political will for climate action across Europe as a means to achieving a more **prosperous, secure and safe environment for all**.

The war in Ukraine focused attention on the need to rapidly **reduce Europe's reliance on fossil fuels**, with CIFF partners helping to identify the solutions and secure the policies to enable ambitious delivery. Through technical assistance, strategic communications and policy advocacy, ECF and its partners helped to create a policy and regulatory environment that is conducive to investment in renewables and energy efficiency.

Propelled by new and improved EU targets for emission reduction as well as the phasing out of internal combustion engines and investments into crucial technologies, 2022 saw **the rate of renewable energy deployment increase** by around 60% in Spain and 50% in Germany. For the first time, wind and solar (combined 22.3%) overtook natural gas (19.9%) and nuclear (21.9%) in terms of the amount of electricity produced across the EU.

The war in Ukraine also created new **challenges for the agricultural sectors**, with the disruption of fertilizer and grain exports from Russia and Ukraine creating additional pressures on already-exacerbated food systems and value chains. CIFF demonstrated its speed and adaptability in commissioning rapid analysis from a range of partners, including Chatham House, which enabled governments and civil society to quickly understand the economic and geopolitical shocks and propose policy solutions across a broad range of sectors and geographies. We also used this analysis as the basis for a landmark investment in EU land use and food systems reform designed to secure long-term structural shifts in the flagship EU subsidy regime, the Common Agricultural Policy (CAP); the results of which we hope to see materialise over the next 5 years. In 2022, the EU also reached a provisional agreement to strengthen the contribution of land use into their 2030 climate ambitions.

Europe's **pathway towards industrial decarbonisation** was also heavily impacted by the US' Inflation Reduction Act (IRA). Despite the economic and energy crisis, positive steps were made via the reform of the European Emissions Trading System (ETS), the introduction of the Carbon Border Adjustment Mechanism (CBAM), and Germany's major progress on Carbon Contracts for Difference (CCfDs). These results have been major priorities of CIFF, with our partners, Agora, ECF, and Bellona, playing a key role.

Latin America

Latin America is home to leading and growing middle income countries, as well as critical ecosystems such as the Amazon basin. Our investments in the region are concentrated on two regional foundations, the Institute for Climate and Society (ICS) in Brazil, and Iniciativa Climática de México (ICM) in Mexico. Both foundations achieved major success in 2022.

In Brazil, our regrantee partner ICS drove an innovative strategy to make **the protection of the Amazon a national priority** in the run-up to the presidential election. Previous elections have seen scarce reference to deforestation or climate as it has not been a voter priority. With funding support from ClIFF and six others, ICS worked with over 50 local grantees to implement a targeted engagement strategy and national **“Amazon Mother of Brazil”** campaign that reached a quarter of the Brazilian population. Research showed that following the campaign 83% of voters believed the protection of the Amazon should be a presidential priority. Moreover, three of the four main Presidential candidates stood on an anti-deforestation platform. When Ex-President Lula was re-elected at the end of October 2022, protection of the Amazon was at the heart of his plans. ICS’ approach was ground-breaking, showcasing what can be achieved via relevant and locally led campaigning at election time.

In Mexico, ICM also pushed for **enhanced climate commitments and action**. It compiled and launched a major technical report which served as a proposal from civil society to increase climate ambition in Mexico, with a focus on climate justice. Just days after the report was launched, Mexico released its new updated nationally determined contribution under the Paris Agreement, in which the country **increased its unconditional greenhouse gas emissions reduction target to 35%** by 2030, relative to a business-as-usual scenario.

Strategic Report

Strategic Report

Section 172(1) Statement

In preparing the Strategic Report, the Board of Trustees have considered their duty to promote the success of the Foundation under section 172(1) of the Companies Act as interpreted in accordance with section 172(2) given the Foundation's charitable objectives. As such, the Board confirms that in its decision-making, it considers:

- Long-term consequences
- The interests of employees (its own and those of grantees)
- The public benefit of the Foundation's work
- Impacts on the community and the environment
- Maintaining a reputation for high standards of conduct
- The need to foster relationships with suppliers and grantees

Engagement with the Foundation's stakeholders is integral to developing and executing on the strategy to achieve its charitable objectives. The voices of its beneficiaries, grantees, partners and employees are not only heard but promoted to increase the effectiveness of its work for the public benefit. These voices form part of the Foundation's commitment to continual learning and development, in the context of specific charitable programme objectives but also in terms of how the Foundation operates and its aim to address matters such as diversity, equity and inclusion in all its work.

In making decisions about the Foundation's charitable work, the Trustees consider many factors and most importantly, in relation to its grant-making activities, the opinions and advice of independent experts appointed to its Investment Committees (as described further below). Grant-making activity is also informed through regular engagement with grantees, including through a grantee survey which enables grantees to provide valuable input regarding the Foundation's programmes. Grantees are also encouraged at all times to raise issues or concerns and these are relayed to the Trustees (and other advisors) through regular portfolio review meetings.

During the year, the Foundation's Investment Committees and Board continued to make decisions to support the Foundation's long-term charitable strategy and objectives. Whilst the impacts of Covid-19 and the UK Government's reduction to its overseas development aid budget continue to be relevant in their decisions, during 2022, the Foundation also had to diligently and proportionally consider and manage inflation's effects on its programmes. This was achieved through the Investment Committees and the Board being provided with regular updates of real-time information and expert advice, engaging stakeholders where relevant, to understand the financial implications for the Foundation and its endowment as well as the impacts on beneficiaries of the Foundation's programmes and its grantees' operations. In this challenging environment the Foundation is happy to have increased its charitable grant disbursements in 2022 to US\$530 million (2021: US\$468 million).

In addition, in 2022, the Foundation is grateful TCI Fund Management Limited have agreed to donate US\$160 million, to be paid to the Foundation over the course of 2023. The donation is intended to assist the Foundation in furthering its charitable purposes and will accordingly supplement the Foundation's endowment in providing further resources for its programmes.

The Trustees also regularly rely on the advice of external charity lawyers regarding regulatory and other matters related to the management and operation of the Foundation. This advice is received from experts that are able to advise on modes of governance, operations and transactions in a manner that reflects regulatory requirements, Charity Commission guidance and general best practice. Appropriate legal and other technical advice is obtained from local experts in relation to the Foundation's overseas operations and programmes. This advice, as well as advice from the General Counsel, is relied upon by the Board in making decisions that ensure the Foundation's reputation for high standards of conduct are maintained. The Foundation's General Counsel and Head of Compliance provide the Board with updates on any incidents that take place in the context of the Foundation's work at every Board meeting. Legal and Compliance are also integrally involved in all programmes that the Foundation develops and implements.

The Foundation is actively engaged with its staff and a detailed description of that engagement is set out on page 27. The Board and the Remuneration Committee receive information regarding the Foundation's employees, mainly based on information obtained from employee surveys conducted throughout the organisation. This information serves as a backdrop to the Board's decision-making and covers matters such as work-life balance, remuneration, job satisfaction and culture.

The Foundation, like many organisations, continues to undertake a learning journey in relation to diversity, equity and inclusion and anti-racism. This journey has been informed by a number of stakeholders, from employees to grantees and beneficiaries. All employees have received information and training on these issues both internally and through third party experts and advisors.

Covid-19

Covid-19 has significantly changed the way we work with the majority of the Foundation continuing to work from home for the past year. Our focus has been maintaining the health and wellbeing of staff, grantees and partners while making every effort to continue to deliver our charitable objective of improving children's lives.

Social Impact of ClFF's Operations

At the heart of ClFF's People Strategy is the overarching aspiration to "build world-class talent and capability to transform the lives of children, and provide an environment where all members of the ClFF Family can be at their best and realise their full potential."

Strengthening our HR foundations

A key driver during 2022 in delivering on our strategy and overarching aspiration has been strengthening the HR foundations laid in 2021. This has included the successful embedding of our HR structure, including localised HR Business Partners in our India and Africa offices and a more strategic approach to workforce planning to enable delivery of the right people in the right place at the right time. The introduction of a new suite of HR systems across the HR lifecycle has led to automation of tasks and greater efficiencies for both the HR team and ClFF staff. The extensive review of our approach to Reward which started in 2021, and included a new Reward strategy, career framework, refreshed salary scales and a central bank of job descriptions was rolled out. And the development of a coaching mindset also continued, with over 120 members of staff completing the Coaching Skills programme by the end of the year.

Listening to our people

Significant progress was made in 2022 on building an open and inclusive culture across ClFF, with a continued focus on psychological safety and creating an environment where staff feel empowered to raise ideas, concerns, and observations. The newly formed Employee Forum met bi-monthly to discuss ClFF wide issues and initiatives impacting the business, and provide valuable insights to the Executive Team. Wellbeing remained a key priority, with a range of new initiatives introduced to support ClFF staff, including a new global online Employee Assistance Programme, No Meeting Fridays and Coffee Roulette. And a confidential new engagement survey, 'Your Say', externally administered by Willis Tower Watson, was introduced with results showing particularly positive results in Wellbeing, People Management and DEI, where the Foundation is on a par with companies in WTW's global high performance norm.

Ensuring a great place to work

2022 saw the continued embedding of our hybrid approach to working, which is welcomed by staff, and the opening of a new office in Delhi which has been awarded LEED Gold certification. Supported by the Employee Forum, a Code of Respect was created to complement ClFF Leadership Behaviours and clarify expectations around the 'how' as well as the 'what' of the way we work on a day-to-day basis, both with each other and with our external Partners, to ensure a great place to work.

A continued focus on Diversity, Equity and Inclusion

And Diversity Equity and Inclusion remains at the heart of the work we do across the Foundation, with our focus on ensuring a DEI lens across all stages of our HR processes and practices continuing during 2022, along with the Executive Team and All Staff Anti-Racism and DEI Learning Journeys which following a review with staff has now entered a second phase.

Reducing the environmental impact of our operations

We are committed to reducing our carbon footprint in line with best practice guidance and regulation. As part of our grant-making activities, we provide philanthropic support to the Science-Based Targets Initiative (SBTI) and the Voluntary Carbon Markets Integrity Initiative (VCMI), both of which are set up to provide authoritative guidance to companies and other organisations on how to address their climate impact. We similarly provide philanthropic support to the Integrity Council for Voluntary Carbon Markets (ICVCM), which provides authoritative guidance on the quality of carbon credits. VCMI, ICVCM and SBTI's Beyond Value Chain Mitigation initiative are all set to publish their final guidance later this year.

For the purposes of this year's annual report, we have adopted best practice measures from the array of guidance that already exists. We continue to: a) independently measure our emissions, b) take action to reduce our operational carbon footprint, and c) purchase carbon credits as contribution to a global net zero goal. In purchasing these credits, we do not make any "carbon neutral" claim or similar that might imply a net reduction in our carbon footprint. We also recognise wider consideration of the Foundation's value chain is required to fully assess the environmental impact. Given a significant portion of our value chain's environmental impact is the financed emissions associated with our endowment investment portfolio, we are continuing to report on emissions in relation to our public equity positions.

While we have taken many steps to reduce our emissions, one gap is the development of a comprehensive Climate Transition Plan. In advance of our 2024 annual report we will publish a Climate Transition Plan, adopting best practice guidance. The plan will be made public and will be fully integrated into the CIFF business plan.

Operational emissions

Independent Measurement

CIFF has appointed Carbon Footprint Ltd to independently assess its Greenhouse Gas (GHG) emissions for our buildings and operations in accordance with the UK Government's 'Environmental Reporting Guidelines: Including Streamlined Energy and Carbon Reporting Guidance'.

The GHG emissions have been assessed following the ISO 14064-1:2018 standard and has used the 2021 emission conversion factors published by Department for Environment, Food and Rural Affairs (Defra) and the Department for Business, Energy & Industrial Strategy (BEIS). The assessment follows the location-based approach for assessing Scope 2 emissions from electricity usage. The operational control approach has been used.

We have been assessing our carbon emissions with the support of Carbon Footprint since 2019, including backdated estimates to aid the purchase of carbon credits back to July 2016. CIFF previously chose to calculate our emissions using a reporting year that differs from our Annual Report (1st July 2019 to 30th June), however have aligned the two periods during 2021. The table below summarises the GHG emissions of our buildings and operations for reporting year 2022 together with prior period actuals.

Activity	January 2022 to December 22 (12 months)	July 20 to December 21 (18 months)
Total energy consumed (kWh)	130,313	174,679
Total Gross Location-Based Emissions (tCO ₂ e)	1,928	325

Reductions

- Since the last reporting cycle we have taken a number of steps to reduce our emissions. This includes:
- Buildings – our new office in Delhi has achieved a LEED Gold rating. LEED (Leadership in Energy and Environmental Design) is the most widely used green building rating system in the world. Available for virtually all building types, it provides a framework for healthy, efficient, and cost-saving green buildings and spaces. LEED certification is a globally recognized symbol of sustainability achievement and leadership.

- Travel – overseas travel (flights) are our largest source of greenhouse gas emissions. This has increased as the world began to emerge from the COVID-19 pandemic, however continues to be less than pre COVID-19 in absolute and per capita terms. We are taking steps to reduce the associated emissions, for example, we encourage the use of virtual meetings and alternative lower carbon forms of transport wherever possible. Where flights are necessary, we aim to combine several meetings and events to reduce the total number of flights. Notwithstanding our plan to develop a complete Climate Transition Plan, we intend to adopt targets to reduce travel from this year consistent with halving global emissions by 2030.

Contribution

We continue to purchase high-quality carbon credits. The volume of carbon credits purchased is calculated by adding our buildings and operations emissions for the past year, plus the estimated emissions for the coming year, plus 8% as a buffer. In purchasing these credits, we do not make a “carbon neutrality” claim or any claim that signifies a reduction in our carbon footprint. For now, these credits are purchased as a financial contribution towards high-quality development, in support of market-based mechanism for sectoral emission management and breakthrough technologies that are all contributors towards a global net zero goal. In future, we intend to align any claims with VCMI’s soon-to-be-published Claims Code as part of our Climate Transition Plan.

Carbon emissions for CIFF buildings and operations have been calculated for the period from July 2016 to December 2022 and estimated for 2023, totalling 12,762 tCO₂e. In addition to 11,520 tCO₂e of carbon credits purchased in 2019, during 2023 CIFF purchased 2,800 tCO₂e of high quality carbon credits.

In the future, we intend to align future purchases of voluntary credits with the ICVCM’s Core Carbon Principles, which are due to be published later this year. This year, we have purchased a mixed portfolio of credits. This portfolio reflects our view that voluntary carbon markets can provide a valuable source of finance for nature, local communities and permanent removals. It also reflects our view that regulated markets have a critical role to play in ensuring the integrity of carbon markets.

Given these considerations, we have chosen to purchase credits from a CORSIA-eligible biogas project in India that will provide co-benefits to the community along with emissions reductions, an afforestation project using native species in Costa Rica, emissions allowances from the EU Emissions Trading System (EU ETS), and high-quality direct air capture removals. VCMI’s Provisional Code of Practice sets out transparency requirements for all buyers of carbon credits. We follow this guidance in disclosing the following for our most recent purchase of credits:

Volume of credits purchased	600	800	1300	100
Certification standard name	Gold Standard	Gold Standard	EU ETS Allowances	Climeworks
Project Name	Domestic Biogas Project for Rural Households in India	Bauminvest Reforestation Project	n/a - purchased via Carbon Footprint'	Climeworks – Direct Air Capture removals
Project ID	GS6275	GS2913	n/a	n/a
Issuing Registry for credits used	Gold Standard	Gold Standard	EU ETS Union Registry	n/a
Host country	India	Costa Rica	n/a	Switzerland
Credit vintage	2019	2014	n/a	2023
Methodology/project type	AMS-I.E. Switch from Non-Renewable Biomass for Thermal Applications by the User	Afforestation/Reforestation GHG Emissions Reduction & Sequestration Methodology	n/a	Climeworks/DNV removals methodology (pending certification)
Whether or not the carbon credit is associated with corresponding adjustments (as evidenced by authorization and authorized use) by the host and/or buyer country	No – we confirm that the mitigation underlying the carbon credit may also count toward the host country's Nationally Determined Contribution.	No – we confirm that the mitigation underlying the carbon credit may also count toward the host country's Nationally Determined Contribution.	n/a	No – we confirm that the mitigation underlying the carbon credit may also count toward the host country's Nationally Determined Contribution.

Investment portfolio

CIFF has an investment portfolio of \$5 billion that finances our charitable expenditure. CIFF's endowment is subject to restrictions to ensure we remain invested in companies that are aligned to CIFF's ethical values. Find out more about our Investment Policy on page 42.

CIFF is committed to working with our investment manager to actively engage companies we invest in to mitigate climate change and support the transition. We are supportive of the work our investment manager has completed to date, such as seeking greater disclosure of greenhouse gas emissions, encouraging the implementation of climate transition plans and in some instances filing shareholder resolutions.

The outcome of our investment manager's engagement, which we value as a key enabler to reducing climate change, is not depicted by the reporting of our financed investment emissions, however following best practice guidance we continue to disclose financed emissions below.

The investment portfolio is actively managed to deliver real-world emission reductions. While our current financed investment emissions are reflective of the sectors in which these investments sit, our investment manager actively engages all holdings to disclose and implement climate transition plans (aligned with credible science-based benchmarks where available). CIFF will continue to support the development of sectoral benchmarks across all sectors of the economy and independent assessments of plans and performance through our grant-making to strategic partners, such as CDP and ClimateArc. This will further enable our investment manager to accelerate emissions reductions by incorporating such assessments into the active management of our portfolio.

The CIFF investment portfolio is made up of public equities (2022: 77% of investments, 2021: 70%) together with unlisted debt, equity and fund investments. The availability and accuracy of emissions data for unlisted investments are limited, therefore the reporting only includes public listed equities. During 2023 we will continue to investigate approaches to capture emissions for the remainder of the investment portfolio with the aim of continuing to enhance our emissions reporting annually.

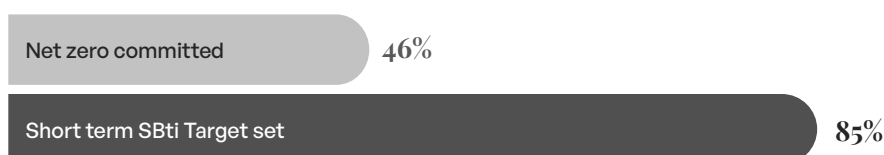
For our public equities, we recorded a scope 1 and 2 emission footprint of 63,664 tCO₂e as at 31 December 2022 (2021: 69,097 tCO₂e) which is significantly below the emissions of the MSCI World Index benchmark for a portfolio of the same size at 347,310 tCO₂e (2021: 371,840 tCO₂e). The emission footprint calculation is based on guidance set out by the Partnership of Carbon Accounting Financials (PCAF)¹ and emissions data collected directly from company financial statements for reporting period 31 December 2022 or where the reporting period is not aligned, the closest reporting to 31 December 2022 that is available.

Public equities Carbon Footprint (tCO₂e) as at 31 December 2022



In addition to emissions, CIFF track the percentage of the portfolio with emissions reduction targets, that have been approved by the Science-based Targets Initiative (SBTi). During 2023, we will also track performance against core elements of a climate transition plan across the portfolio where data is available.

% of investments with Climate Targets as at 31 December 2022



¹ The methodology used to calculate the CIFF share of company's emissions follows the guidance produced by the Partnership of Carbon Accounting Financials (<https://carbonaccountingfinancials.com/>)

We are supportive of our investment manager's ESG policy (more details available at <https://www.tcifund.com/ESG>), including their approach to assessing climate risk and active engagement with companies in the publicly traded equities portfolio. This includes seeking full disclosure of greenhouse gas emissions, ensuring companies develop and implement science based 5-year climate transition plans and in some instances, where necessary, filing shareholder resolutions and voting against directors as a tool to hold boards accountable where plans and performance is inadequate. The management of the CIFF portfolio prioritises active stewardship (including engagement and escalation where necessary) over divestment to facilitate actual emissions reductions across the real-economy, however the investment manager will evaluate divestment as an option where a company in the portfolio refuses to disclose emissions or develop and implement a credible climate transition plan to reduce their emissions.

Financial Review

Five-year summary of income and expenditure

Summary of income and expenditure					
	2018	2019	2020	2021	2022
	US\$m	US\$m	US\$m	US\$m	US\$m
Incoming resources	82	106	97	29	72
Net Investment gains/(losses)	131	1,013	431	695	(487)
Foreign exchange	(3)	2	(1)	(0)	(1)
Total incoming resources including recognised gains and (losses)	211	1,121	527	724	(416)
Investment management costs	34	98	14	19	15
Charitable activities	247	289	369	828	491
Total resources expended	281	387	383	848	506
Net movement in funds	(70)	734	144	(124)	(922)

Summary of assets and liabilities					
	2018	2019	2020	2021	2022
	US\$m	US\$m	US\$m	US\$m	US\$m
Investments	5,342	5,484	5,973	5,909	5,119
Current assets	307	650	232	454	189
Total liabilities	(521)	(272)	(200)	(481)	(359)
Total assets less Total liabilities	5,128	5,862	6,005	5,881	4,949

Summary of financial and operational information					
	2018	2019	2020	2021	2022
Grant disbursements (m)	232	269	344	468	530
5-Year disbursement ratio*	4.8%	5.2%	4.8%	5.4%	6.6%
Average headcount (FTE)	95	115	132	167	195
Operating expense as a % of disbursements**	12.1%	11.8%	9.1%	8.3%	7.8%

* The 5-year disbursement ratio is defined as the average spend divided by the average assets over a 5-year rolling period.

** For this ratio, operating costs do not include the exceptional expenses included in 2018, 2019, 2020, 2021 and 2022.

Charitable activities

The Foundation committed US\$491 million to charitable activities (2021:US\$829 million), which consisted of US\$445 million of charitable grant commitments (2021:US\$783 million), US\$5 million of activities undertaken directly (2021:US\$3 million) and US\$41 million of operating cost (2021: \$43 million).

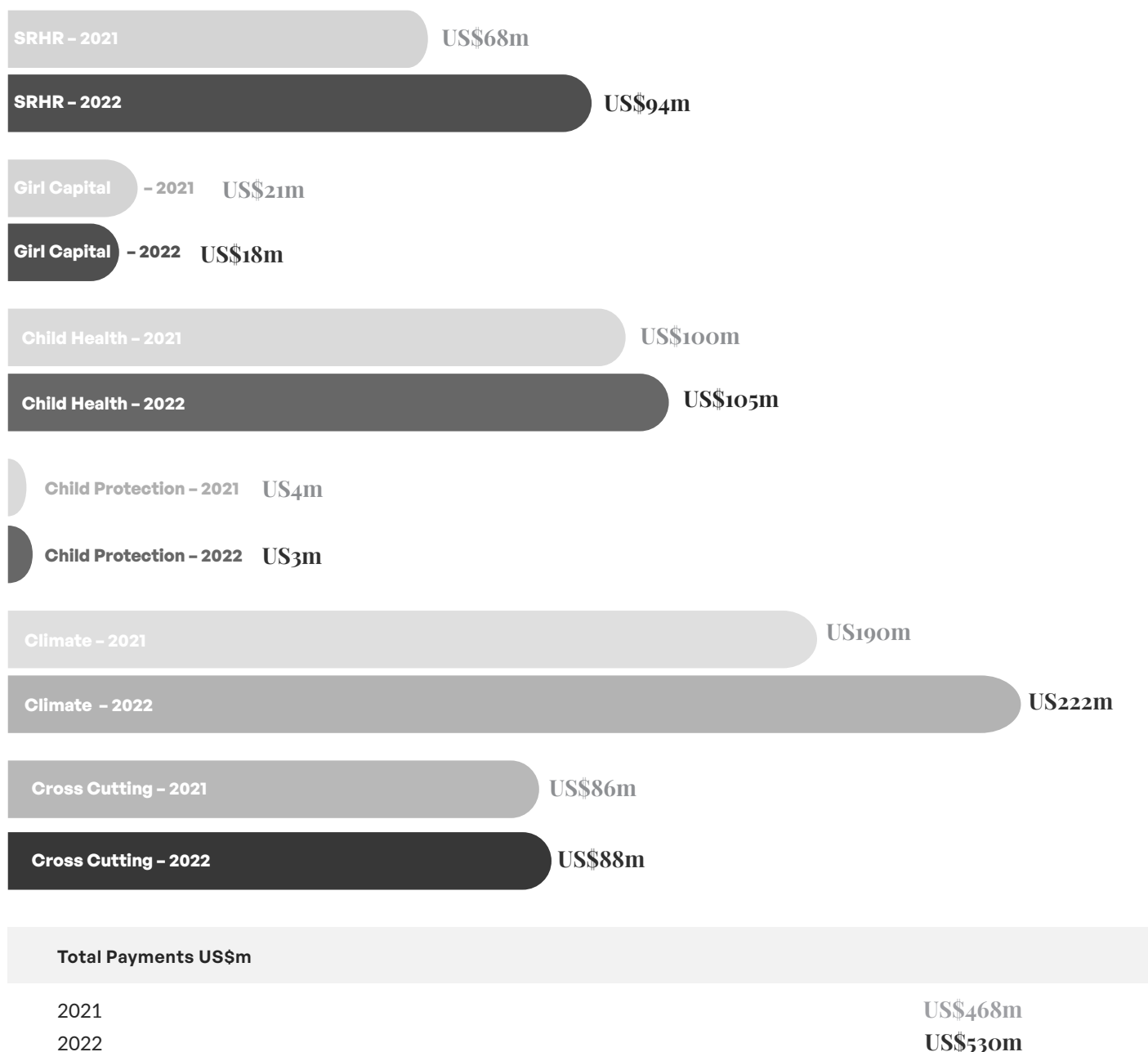
Activities undertaken directly (DCA)

The direct expenditure of US\$5 million (2021:US\$3 million) on charitable activities was mainly to further CIFF's mission by convening conferences and events, providing technical assistance and training to grantees and other charitable organisations, and publishing and disseminating research findings.

Grant Disbursements

The Foundation made US\$530 million of charitable grant payments in 2022, which is the fifth successive year of increased disbursements and represents a 13% increase on the prior year (2021: US\$468 million). The chart below shows the grant payments made in 2022.

Charitable Grant Payments by Sector (USD\$m)



Investment Review

Investment strategy

The Trustees have developed an investment strategy which provides for investing in a diverse portfolio of financial investments with a long-term investment horizon. The Foundation’s investment objective is to:

- seek an inflation-adjusted return of at least 6% per annum over a 10-year rolling period;
- manage its investment portfolio to ensure appropriate liquidity and risk controls while also permitting illiquid investments with the potential for a high return; and
- diversify its investments across a range of asset classes and industry sectors.

It is the intention of the board to maintain the endowment for the long term while continuing to fund CIFF’s work.

Asset growth

Since inception, the Foundation has received voluntary income, donations and donations-in-kind of over US\$2.4 billion. Over the last 10 years, the Foundation’s net assets have grown through investment to US\$5.0 billion as at 31 December 2022 (2021:US\$5.9 billion), after charitable activities, governance costs and investment management costs of over US\$4.0 billion (2021:US\$3.5 billion).

Investment returns


Total incoming resources were US\$72 million (2021: US\$29 million), consisting of dividends and interest received from the Group’s equity and fixed income investment portfolio together with donations. Investment losses in the year were US\$487 million (2021: gain of \$695 million). The combined net investment return for the financial year ended 31 December 2022 was (7)% (2021: 12%), reflecting continued strong investment performance, with a cumulative performance of 433% since April 2009, equivalent to 13% per annum return (net of fees).

Investment management costs

Investment management costs in 2022 were US\$15 million (2021: US\$19 million), which mainly related to managing subsidiaries holding endowment investments including brokerage and charges intermediary fees accrued to a third-party real estate advisor (see note 26 for further details of service providers). No fees are charged by TCI Fund Management Limited in relation to management of the endowment assets.

Asset allocation

The investment manager, TCI Fund Management Limited (TCI FM), invests the Foundation’s assets in different classes and sectors within the parameters set by the Foundation’s investment management restrictions, adopted by the Trustees. The Foundation and its subsidiaries (the “CIFF Group”) operate a diversified portfolio, invested in a number of different types of financial instruments across a wide range of sectors (with certain limitations – see investment policy on page 35). The allocation by asset type is set out in the chart below.



Risk Management and Key Policies

Risk Management

The Trustees are responsible for the management of the risks faced by the Foundation and have examined the major strategic, business and operational risks to which the Foundation is and may be exposed. The principal manageable risks to the organisation identified by the Trustees during the year are those related to safeguarding of beneficiaries and staff of grantees and exposure to cyber-attacks and fraud. The Trustees also identified the regulatory environment regarding the receipt of foreign charitable funds in India as a risk to the success of some of the Foundation's programmes and operations in India.

The Trustees are satisfied that sub-committees, systems, controls and policies are in place to mitigate and manage exposure to risks identified by the Trustees through the process described below. They continue to review current processes, recognising that systems can only provide reasonable, but not absolute, assurance that major risks have been adequately managed.

The management of major risks is carried out in accordance with guidance by the Charity Commission. The Foundation has established organisational risk working groups that review, identify and manage risks through the Foundation. The risk working groups are in each case comprised of relevant staff from throughout the Foundation and, following a streamlining process during the year to reflect organisational structure, cover the following areas: Operations, Partners, People and Political and Reputational. These groups meet semi-annually (in some cases attended by external advisers, such as external legal counsel) to discuss the risks faced by the Foundation and mitigating actions. The groups each prepare reports that assign ratings to the risks identified based on the likelihood and impact of the risk, which is then adjusted for relevant mitigants. The final reports from the risk working groups are moderated by the Executive Team before being presented to the Board for review and adoption, also on a semi-annual basis.

The Foundation maintains a comprehensive set of compliance policies that are intended to address many of the risks it faces. These include policies regarding safeguarding, bribery, corruption and fraud and use of IT. During the year, the Foundation updated its Modern Slavery Statement on its website, which reflects its internal process for assessing modern slavery risks in its work. The statement was published on a voluntary basis despite advice that the Foundation was not formally required to publish such a statement under the Modern Slavery Act 2015. Publication of the Modern Slavery Statement reflects the Foundation's commitment to ensuring modern slavery does not occur in its own supply chains or its charitable work. The Foundation will seek to continue to review, provide training and monitor compliance issues within the Foundation and its programmes. Its compliance policies and processes are reviewed on a regular basis to ensure they reflect best practice and staff are provided regular training, including in induction but also at regular intervals thereafter.

Investment Risk Management

Investment Policy

The Foundation implements its Investment Policy in accordance with its charitable objects and investment powers, as set out in its Memorandum of Association and in accordance with applicable guidance from the Charity Commission (including Charity Commission guidance "Charities and Investment Matters" ("CC14")) through direct and indirect investments, including via investment subsidiaries.

The Trustees remain mindful of their duty to review and monitor regularly the management of the Foundation's investments. The Finance, Audit and Investments Committee (the "Finance Committee"), chaired by Mr Emmanuel Roman, acts as an advisory body to the Board on finance, audit and investment matters.

The Foundation's investment policy prohibits investments in companies or entities that:

- Generate any turnover from the business of manufacturing tobacco products and tobacco marketing.
- Market breast milk substitutes unless they have committed to adopt the World Health Organisation's International Code of Marketing Breast Milk Substitutes.
- Generate 10% or more of turnover from extracting, stockpiling, distributing or trading fossil fuels.
- Generate 25% or more of turnover from the development, production, manufacture, distribution, stockpiling, transfer or sale of arms.

If a company in which the Foundation is invested falls into one of these categories, the investment manager has 12 months to divest. However, the investment manager may invest in companies or entities that market breast milk substitutes as described above if the investment manager encourages the relevant company or entity to adopt a publicly available policy committing to adopting the Code of Marketing Breast Milk Substitutes.

Taking into account the advice of the Finance Committee, the Board is satisfied with the current investments and their allocation, although the Board will continue to monitor and review the investment strategy, through the Finance Committee. The Finance Committee regularly reviews the performance of the endowment and engages with the investment manager to understand the impacts and actions of the manager. The views of the Finance Committee are shared with the Board so that the non-conflicted Trustees can assess whether they believe any changes to the Investment Policy or the investment management arrangements are required.

The Trustees are aware of the potential conflict of interest which exists between the Foundation and Sir Christopher Hohn as both a Trustee and his position as Managing Director of TCI FM, the investment manager to certain entities within the Foundation's Group, and accordingly carefully and appropriately manage the relationship. Any potential conflicts in relation to decisions regarding the endowment are managed in accordance with the relevant provisions in the Foundation's articles of association.

The members of the Finance Committee complete a full review of the Investment Policy at least annually, which includes a review of the investment manager, benchmarking its returns and also benchmarking the intermediary fees of the third party real estate advisor. Further details of the investment portfolio can be seen in the notes to the consolidated financial statements.

Cash Management Policy

The Foundation has a Cash Management Policy, which was adopted by the Trustees on 11 March 2013 and was most recently updated by Trustees in March 2021. The Cash Management Policy is reviewed at least annually by the Finance Committee and the Trustees and, if necessary, amended.

The Cash Management Policy sets out:

- The principal objective of cash management at the Foundation, which is to ensure that the Foundation has sufficient cash available to meet its working capital requirements. The Foundation does not seek to maximise investment returns through its cash management activities;
- The cash management activities that are permitted by the Foundation and the applicable limitations upon those activities; and
- Who is required to authorise cash management activities.
- The Foundation implements the Cash Management Policy in accordance with its charitable objects and investment powers, as set out in its Memorandum of Association and in accordance with applicable guidance from the Charity Commission (including CC14).

Financial risk management

Internal controls

The Foundation's internal controls are designed to provide assurance to the Board of Trustees that adequate procedures are in place and operating effectively to mitigate the risk of material financial loss or misstatement.

The Foundation reviews internal operational and financial process controls on an on-going basis, with external support where appropriate, and implements improvements. CIFF continue to invest significantly in IT security, including annual external reviews and the onboarding of an internal resource focused on IT security.

The Foundation's budgets are prepared annually. The Foundation's support and governance spend is set by reference to total planned charitable disbursements to ensure it remains reasonable and proportionate. The Executive Directors review and approve guidance for budget holders and staff to monitor and control operating cost and government-related expenditure. Further details of financial risk management can be seen in Note 16 of the consolidated financial statements.

Granting Policy

The Foundation currently adopts a "multi-year agreement" approach for multi-year programmes. This multi-year agreement permits, for example, a five-year programme to be contracted for the full five-year term of the programme, but subject to programme reviews and conditionality such that it remains consistent with Statement of Recommended Practice ("SORP") guidance, with expenditure being recognised annually in the Consolidated Statement of Financial Activities.

For each new grant programme, or "investment", a full programme budget and mapped work plan is developed by the grantee and the CIFF sector teams during the due diligence phase in order to obtain the necessary approval by the Board, Programme Investment Committees (PICs), or, in the case of investments of a programme with a budget of US\$1 million or less, the CEO (see also the Foundation Governance Structure section on page 38).

Upon approval by the Board or PICs, the full programme budget is agreed for the full-term of the programme, subject to the performance reviews that take place during each year of the multi-year programme or any other specific conditionality or "gating" requirements imposed by the Board or PICs. During performance reviews, the relevant CIFF sector team reviews the progress of the grant and, if appropriate, agree the work-plan going forward, budget, KPIs, milestones and deliverables.

The performance review process is set out as a condition of the agreement with the grantee, with release of funding being conditional upon adherence to the work-plan, budget, KPIs, milestones and deliverables by a specific date set out in the multi-year contract.

Failure to complete the performance review process and adhere to the work-plans, budgets, KPIs, milestones and deliverables by the relevant date specified may result in termination of the grant agreement.

Reserves Policy

The Foundation maintains three internal reserves to assist in achieving these financial objectives: Restricted Funds, an Expendable Endowment Fund and Unrestricted Funds. The level of these Reserves, considered on a ten-year time horizon, is the key determinant in the amount of capital which the Group is able to distribute each year to charitable activities. The Trustees review reserves annually and are satisfied that the CIFF group is in a position to meet all its current and anticipated future commitments.

Unrestricted reserves

Designated funds

As at 31 December 2022, the Trustees have earmarked US\$914 million (2021: US\$951 million) of reserves as designated funds in recognition of funds which may be called upon to fund approved multi-year programmes within the next 1 to 5 years.

Operational Reserves

The Foundation's unrestricted funds have also been used in 2022 and previous years as "Operational Reserves" to finance the Foundation's grant expenditure and direct charitable activity expenditure, operating cost and governance costs and to provide a short-term buffer for grant-making and other costs.

Cash flow projections for income and expenditure are reviewed to ensure that the level of disposable net assets is adequate, and that the Foundation is in a position to meet all its grant-making and working capital commitments. In the event that the Foundation is unable to meet its commitments from reserves of unrestricted funds at their disposal, the Foundation will, as referred to below, draw on the expendable endowment to meet those commitments as necessary.

In view of the high level of liquidity of a large proportion of the Foundation's assets, the Trustees do not consider that it is necessary or justifiable to carry unrestricted operational reserves and therefore working capital surpluses are transferred to the expendable endowment. The unrestricted operational reserves as at 31 December 2022 was US\$nil (2021: US\$nil).

Restricted Funds

Restricted funds are generated when a donor stipulates how their donation may be spent. In most cases, there will be a time lag between when such funds are received and when they are expensed. The Trustees ensure that these funds are expensed in accordance with the terms under which they have been donated to the Group. The restricted fund balance as at 31 December 2022 was US\$8 million (2020: US\$8 million) which consisted of fixed assets relating to drilling equipment for water wells.

Expendable Endowment Funds

The Group's endowment is expendable at the Trustees' discretion. The Trustees have the power to convert any required amount of this endowment into an income which can then be utilised by the Foundation to further its charitable objects. The Trustees' intention is to monitor the value of the expendable endowment fund in real terms over a multi-year period to ensure that the Group can maintain its existing level of annual charitable expenditure and increase it gradually as they see necessary to meet the Foundation's charitable objectives for future years. At the year end, the value of the expendable endowment fund was US\$4,036 million (2021: US\$4,922 million).

Structure and Governance

The Foundation is a company limited by guarantee, incorporated on 8 February 2002 and registered as an English charity on 12 March 2002. The charity number is 1091043.

Subsidiary Companies

The Foundation has twelve directly or indirectly owned vehicles within its Group as at 31 December 2022 (2021: fourteen) that have a mixture of purposes including to hold endowment investments and to help achieve the charitable objectives of the foundation. For the period to 31 December 2022, the reported results of the subsidiary undertakings of CIFF are disclosed in the note 14. These results of the CIFF Group are consolidated and are presented in the consolidated financial statements.

The Board of Trustees

The members of the Board of Trustees are set out below. For the purposes of company law, the individuals listed are Directors of the Foundation and are appointed in accordance with the Foundation's constitution. The Board of Trustees meets to review and update the Foundation's strategy and areas of activity, including consideration of grant-making, investment, reserves and risk management policies and performance. The Trustees who were in office during the period and up to the date of signing the financial statements were:

Sir Christopher Hohn

Mr Ben Goldsmith

Mr Masroor Siddiqui

Ms Ana Marshall

Mr Marko Lehtimäki

The Trustees are selected on the basis of their skills and expertise, particularly in the areas of business management. The Trustees determine the strategy and policies of the Foundation and monitor implementation and impact. The Trustees also serve as resources to the Foundation, sharing new and relevant research and projects, and directly supporting key aspects of operations.

All Trustees give their time freely and no Trustee remuneration was paid in the year. Details of Trustee expenses and related party transactions are disclosed in notes 10 and 25 to the financial statements. Trustees are required to disclose all relevant interests and review the Board Members' Register of Interests at each Board meeting. Trustees must register all relevant interests with the Company Secretary and, in accordance with the Foundation's Articles of Association and its policy on conflicts of interest, withdraw from decisions where a conflict of interest arises.

The Foundation provides a formal induction programme for new Trustees and new committee members, including the provision of the Foundation's key governance, policy and financial documents, relevant Charity Commission guidance and details of the organisational structure of the Foundation (including delegated authority levels).

Induction sessions are also arranged to explain the legal obligations of Trustees and committee members and provide briefings from senior operational personnel and professional advisors.

The Finance, Audit and Investment Committee

The Finance, Audit and Investment Committee was established in May 2006 and is constituted by not less than four members appointed by the Board, one of whom must be a Trustee. Other members with appropriate skills and expertise, who need not be Trustees, may be appointed to the Committee by the Board. The current trustee member is Masroor Siddiqui and the five independent members of the Committee are Emmanuel Roman (Chair), Kevin Davis, Richard Hayden, Jacob Schimmel and Ellen Shuman. CIFF's Chief Executive Officer, Chief Administrative Officer, Chief Financial Officer and General Counsel are regular attendees of the Committee. The Finance, Audit and Investment Committee has delegated responsibility on behalf of the Board for advising the Trustees on audit, finance and investment matters.

Programme Investment Committee, Climate

The terms of reference of the Programme Investment Committee, Climate ("PIC Climate") were approved in October 2015 and most recently updated in March 2023. The PIC Climate is constituted by at least three Trustees, the Foundation's CEO, CFO and at least three (but no more than eight) independent advisers. The PIC Climate has delegated responsibility on behalf of the Board for advising on grant-making activities in relation to the Foundation's environmental objectives (advancing environmental protection or improvement, including preservation and conservation of the natural environment) and the promotion of sustainable development to mitigate climate change ("Climate Purposes"). The PIC Climate has decision making authority for grant proposals regarding Climate Purposes up to and including US\$30 million.

Programme Investment Committee, Children

The terms of reference of the Programme Investment Committee, Children ("PIC Children") were approved in August 2015 and most recently updated in March 2023. The PIC Children is constituted by at least three Trustees, the Foundation's CEO, CFO and at least three (but no more than eight) independent advisers. The PIC Children has delegated responsibility on behalf of the Board for advising on grant-making activities in relation to the Foundation's non-Climate Purposes. The PIC Children has decision-making authority for grant proposals regarding non-Climate Purposes up to and including US\$30 million.

Impact Investment Committee

During 2022, the Foundation's Impact Investment Committee was dissolved, reflecting the Board's decision to stop making new impact investments. Management of the Foundation's existing impact investment portfolio (including existing commitments thereunder) is carried out by the ClIFF Finance Team, with relevant input from the ClIFF programmes teams, under the oversight of the PIC Climate or PIC Children (as relevant) and the Board (where applicable).

CEO Delegated Authority

The Board has delegated to the CEO responsibility for receiving, considering and making decisions upon certain grant proposals up to and including US\$1 million. The Terms of Reference for the CEO's delegated authority were approved by the Board on 11 February 2014 and last amended on 10 June 2019. This authority is subject to a maximum aggregate limit of 10% of forecast multi-year value ("MYV") of new programmes set out in the relevant financial year's business plan. The CEO also has delegated authority to approve evidence, measurement and evaluation, as well as grantee organisational development grants, in each case up to 1% of MYV.

Risk and Impact Committee

During 2022, the Foundation's Risk and Impact Committee was dissolved, reflecting the Board's decision to stop making new impact investments.

Remuneration Committee

The Remuneration Committee was established in February 2015 and is constituted by at least two Trustees. The current Trustee members are Sir Christopher Hohn, Marko Lehtimäki and Ana Marshall (Chair). The Remuneration Committee has delegated responsibility on behalf of the Board for determining and reviewing policy for executive remuneration, approving principles and policies of reward throughout the Foundation (including the design of any performance-related pay schemes operated by the Foundation) and determining the total individual remuneration package of the CEO (including annual bonus).

Remuneration Report and Other Governance

The principles of the remuneration policy

The Foundation aims to develop and maintain remuneration strategies and policies in line with the corporate strategy, culture and objectives of the organisation. Our reward and recognition strategies and policies are designed to attract and retain motivated and talented people. We will remain competitive within the markets in which we work to manage a skilled and diverse workforce. Salaries are bench-marked periodically using external market data. Exceptional personal performance, giving due consideration to each role, is reflected in discretionary bonus awards and annual salary reviews.

Remuneration of Key Management Personnel

	31 December 2022 US\$'000	31 December 2021 US\$'000
Executive Directors	3,205	3,664
Employer Pension Contributions	62	61
Employer National Insurance Contributions	345	374
Total Consideration	3,612	4,099

The Key Management Personnel of CIFF for the purposes of remuneration disclosure have been defined as the:

- The Board of Trustees (who are not remunerated in their capacity as Trustees)
- The Executive Directors of the Foundation, who are responsible for the day to day running of the organisation.

The total remuneration to Key Management Personnel is summarised in the table above. Remuneration includes salaries, benefits in kind, bonuses, termination payments and employer pension contributions.

Relationship with Other Charities

The Foundation is a co-founder and collaborator in a number of projects with a range of other UK and international donors, including, but not limited to foundations, government agencies and private individuals.

Foundation Objectives and Public Benefit

The Foundation's objectives, as stated in its governing document, are the general purposes of such charitable bodies or for such other purposes for the benefit of the community as shall be exclusively charitable as the Trustees may from time-to-time determine.

In setting the Foundation's objectives and planning its activities, the Foundation's Trustees have considered section 17 of the Charities Act 2011. In doing so they are satisfied that they have complied with their duty to have regard to the Public Benefit guidance published by the Charity Commission. The Foundation's activities and achievements are outlined throughout this Trustees' Report and we believe fully demonstrate that the Foundation is providing public benefit.

Political Contributions

CIFF made no political donations or incurred any political expenditure during the year (2021: none).

Charity Governance Code

CIFF applies the majority of the principles in the Charity Governance Code (the "Code"). In some cases, including trustee engagement, decision-making and evaluation of charity impact, CIFF is in many ways exceeding the best practice stated in the Code. In other areas, such as equality, diversity and inclusion, CIFF has been undertaking a comprehensive assessment to help it build more effective practices to further its charitable purposes.

Relevant Audit Information

CIFF believes that it has taken all steps necessary to make itself aware of any relevant audit information and has established that the CIFF's statutory auditor has been made aware of that information. In so far as it is aware, there is no relevant audit information of which the statutory auditor is unaware.

Trustees' Responsibility and Financial Statements

Statement of trustees' responsibilities in respect of the trustees' report and the financial statements

The trustees are responsible for preparing the trustees' report which includes the strategic report and the financial statements in accordance with applicable law and regulations.

Company law requires the trustees to prepare financial statements for each financial year. Under that law they have elected to prepare the financial statements in accordance with FRS 102 The Financial Reporting Standard applicable in the UK and Republic of Ireland as applied in accordance with the provisions of Companies Act 2006.

Under Company law the trustees must not approve the financial statements unless they are satisfied that they give a true and fair view of the state of affairs of the Foundation and of the incoming resources and application of resources including its income and expenditure for that year. In preparing these financial statements, the trustees are required to:

- select suitable accounting policies and then apply them consistently;
- make judgements and estimates that are reasonable and prudent;
- state whether applicable Accounting Standards have been followed, subject to any material departures disclosed and explained in the financial statements;
- assess the Foundation's ability to continue as a going concern, disclosing, as applicable, matters related to going concern; and
- use the going concern basis of accounting unless they either intend to liquidate the Group or the Foundation or to cease operations, or have no realistic alternative but to do so.


The trustees are responsible for keeping adequate accounting records that are sufficient to show and explain the Foundation's transactions and disclose with reasonable accuracy at any time the financial position of the Foundation and enable them to ensure that the financial statements comply with the Companies Act 2006. They are responsible for such internal controls as they determine is necessary to enable the preparation of financial statements that are free from material misstatement, whether due to fraud or error, and have general responsibility for taking such steps as are reasonably open to them to safeguard the assets of the Foundation and to prevent and detect fraud and other irregularities.

The trustees are responsible for the maintenance and integrity of the corporate and financial information included on the Foundation's website. Legislation in the UK governing the preparation and dissemination of financial statements may differ from legislation in other jurisdictions.

Independent Audit

The auditors, KPMG, have expressed their willingness to remain in office for a further year.

In approving this Trustees' Annual Report, the Trustees are also approving the Strategic Report in their capacity as company directors.



On behalf of the Board
Sir Christopher Hohn
Chairman
15 June 2023

Independent Auditors Report to the members of the Children's Investment Fund Foundation (UK)



KPMG

Audit
1 Harbourmaster Place
IFSC
Dublin 1
D01 F6F5
Ireland

INDEPENDENT AUDITOR'S REPORT TO THE MEMBERS OF THE CHILDREN'S INVESTMENT FUND FOUNDATION (UK)

Report on the audit of the financial statements

Opinion

We have audited the English language version of the financial statements of The Children's Investment Fund Foundation (UK) ('the Foundation') and its subsidiaries ('the Group') for the year ended 31 December 2022, which comprise the Consolidated Statement of Financial Activities, Consolidated and Foundation Balance Sheets, Consolidated Cash Flow Statement, and related notes, including the summary of significant accounting policies set out in note 2. The financial reporting framework that has been applied in their preparation is UK Law and *FRS 102 The Financial Reporting Standard applicable in the UK and Republic of Ireland*.

In our opinion:

- the financial statements give a true and fair view of the state of the Group's and Foundation's affairs as at 31 December 2022 and of the Group's incoming resources and application of resources including its income and expenditure for the year then ended;
- the financial statements have been properly prepared in accordance with *FRS 102 The Financial Reporting Standard applicable in the UK and Republic of Ireland*; and
- the financial statements have been prepared in accordance with the requirements of the Companies Act 2006.

Basis for opinion

We conducted our audit in accordance with International Standards on Auditing (UK) ("ISAs (UK)") and applicable law. Our responsibilities under those standards are further described in the Auditor's responsibilities for the audit of the financial statements section of our report. We are independent of the Group in accordance with ethical requirements that are relevant to our audit of financial statements in the UK, including the Financial Reporting Council (FRC)'s Ethical Standard, and we have fulfilled our other ethical responsibilities in accordance with these requirements.

We believe that the audit evidence we have obtained is sufficient and appropriate to provide a basis for our opinion.

Conclusions relating to going concern

The trustees have prepared the financial statements on the going concern basis as they do not intend to liquidate the Group or the Foundation or to cease their operations, and as they have concluded that the Group and the Foundation's financial position means that this is realistic. They have also concluded that there are no material uncertainties that could have cast significant doubt over their ability to continue as a going concern for at least a year from the date of approval of the financial statements ("the going concern period").

In our evaluation of the trustees' conclusions, we considered the inherent risks to the Group's business model and analysed how those risks might affect the Group and the Foundation's financial resources or ability to continue operations over the going concern period.

In auditing the financial statements, we have concluded that the trustees' use of the going concern basis of accounting in the preparation of the financial statements is appropriate.

Based on the work we have performed, we have not identified any material uncertainties relating to events or conditions that, individually or collectively, may cast significant doubt on the Group or the Foundation's ability to continue as a going concern for a period of at least twelve months from the date when the financial statements are authorised for issue. Our responsibilities and the responsibilities of the trustees with respect to going concern are described in the relevant sections of this report.



INDEPENDENT AUDITOR'S REPORT TO THE MEMBERS OF THE CHILDREN'S INVESTMENT FUND FOUNDATION (UK) (continued)

However, as we cannot predict all future events or conditions and as subsequent events may result in outcomes that are inconsistent with judgements that were reasonable at the time they were made, the absence of reference to a material uncertainty in this auditor's report is not a guarantee that the Group or the Foundation will continue in operation.

Detecting irregularities including fraud

We identified the areas of laws and regulations that could reasonably be expected to have a material effect on the financial statements and risks of material misstatement due to fraud, using our understanding of the entity's industry, regulatory environment and other external factors and inquiry with the directors. In addition, our risk assessment procedures included: inquiring with the directors and management as to the Group's policies and procedures regarding compliance with laws and regulations and prevention and detection of fraud; inquiring whether the directors have knowledge of any actual or suspected non-compliance with laws or regulations or alleged fraud; inspecting the Foundation's regulatory and legal correspondence; and reading Board of Trustee and Finance Committee minutes.

We discussed identified laws and regulations, fraud risk factors and the need to remain alert among the audit team.

The Group is subject to laws and regulations that directly affect the financial statements including companies and financial reporting legislation. We assessed the extent of compliance with these laws and regulations as part of our procedures on the related financial statement items, including assessing the financial statement disclosures and agreeing them to supporting documentation when necessary.

The Group is not subject to other laws and regulations where the consequences of non-compliance could have a material effect on amounts or disclosures in the financial statements.

Auditing standards limit the required audit procedures to identify non-compliance with these non-direct laws and regulations to inquiry of the directors and other management and inspection of regulatory and legal correspondence, if any. These limited procedures did not identify actual or suspected non-compliance.

We assessed events or conditions that could indicate an incentive or pressure to commit fraud or provide an opportunity to commit fraud. As required by auditing standards, we performed procedures to address the risk of management override of controls. On this audit we do not believe there is a fraud risk related to revenue recognition.

In response to risk of fraud, we also performed procedures including: identifying journal entries to test based on risk criteria and comparing the identified entries to supporting documentation; evaluating the business purpose of significant unusual transactions; assessing significant accounting estimates for bias; and assessing the disclosures in the financial statements.

Owing to the inherent limitations of an audit, there is an unavoidable risk that we may not have detected some material misstatements in the financial statements, even though we have properly planned and performed our audit in accordance with auditing standards. For example, the further removed non-compliance with laws and regulations (irregularities) is from the events and transactions reflected in the financial statements, the less likely the inherently limited procedures required by auditing standards would identify it.

In addition, as with any audit, there remains a higher risk of non-detection of irregularities, as these may involve collusion, forgery, intentional omissions, misrepresentations, or the override of internal controls. We are not responsible for preventing non-compliance and cannot be expected to detect non-compliance with all laws and regulations.

Other information

The trustees are responsible for the other information presented in the Annual Report together with the financial statements. The other information comprises the Message from the Chair, the Message from the CEO, the information included within the Trustees' Report, the information included within the Strategic Report, the Statement of Trustees' Responsibilities and the Group Information. The financial statements and our auditor's report thereon do not comprise part of the other information. Our opinion on the financial statements does not cover the other information and, accordingly, we do not express an audit opinion or, except as explicitly stated below, any form of assurance conclusion thereon.

Our responsibility is to read the other information and, in doing so, consider whether, based on our financial statements audit work, the information therein is materially misstated or inconsistent with the financial statements or our audit knowledge. Based solely on that work we have not identified material misstatements in the other information.



INDEPENDENT AUDITOR'S REPORT TO THE MEMBERS OF THE CHILDREN'S INVESTMENT FUND FOUNDATION (UK) (continued)

Opinions on other matters prescribed by the Companies Act 2006

Based solely on our work on the other information undertaken during the course of the audit:

- we have not identified material misstatements in the trustees' report;
- in our opinion, the information given in the trustees' annual report is consistent with the financial statements;
- in our opinion, the trustees' annual report has been prepared in accordance with the Companies Act 2006.

Matters on which we are required to report by exception

Under the Companies Act 2006 we are required to report to you if, in our opinion:

- adequate accounting records have not been kept by the Foundation, or returns adequate for our audit have not been received from branches not visited by us; or
- the Foundation's financial statements are not in agreement with the accounting records and returns; or
- certain disclosures of trustees' remuneration specified by law are not made; or
- we have not received all the information and explanations we require for our audit.

We have nothing to report in these respects.

Respective responsibilities and restrictions on use

Responsibilities of the trustees for the financial statements

As explained more fully in the trustees' responsibilities statement set out on page 41, the trustees are responsible for: the preparation of the financial statements including being satisfied that they give a true and fair view; such internal control as they determine is necessary to enable the preparation of financial statements that are free from material misstatement, whether due to fraud or error; assessing the Group's ability to continue as a going concern, disclosing, as applicable, matters related to going concern; and using the going concern basis of accounting unless they either intend to liquidate the Group or the Foundation or to cease operations, or have no realistic alternative but to do so.

Auditor's responsibilities for the audit of the financial statements

Our objectives are to obtain reasonable assurance about whether the financial statements as a whole are free from material misstatement, whether due to fraud, other irregularities or error, and to issue an opinion in an auditor's report. Reasonable assurance is a high level of assurance, but is not a guarantee that an audit conducted in accordance with ISAs (UK) will always detect a material misstatement when it exists. Misstatements can arise from fraud, other irregularities or error and are considered material if, individually or in the aggregate, they could reasonably be expected to influence the economic decisions of users taken on the basis of these financial statements. A fuller description of our responsibilities is provided on the FRC's website at www.frc.org.uk/auditorsresponsibilities.

The purpose of our audit work and to whom we owe our responsibilities

Our report is made solely to the Foundation's members, as a body, in accordance with Chapter 3 of Part 16 of the Companies Act 2006. Our audit work has been undertaken so that we might state to the Foundation's members those matters we are required to state to them in an auditor's report and for no other purpose. To the fullest extent permitted by law, we do not accept or assume responsibility to anyone other than the Foundation and the Foundation's members, as a body, for our audit work, for this report, or for the opinions we have formed.

Brian Clavin
Senior Statutory Auditor
for and on behalf of
KPMG, Statutory Auditor
1 Harbourmaster Place
IFSC
Dublin 1
Ireland

15 June 2023

THE CHILDREN'S INVESTMENT FUND FOUNDATION (UK)

CONSOLIDATED STATEMENT OF FINANCIAL ACTIVITIES

(INCLUDING AN INCOME AND EXPENDITURE ACCOUNT)

FOR THE YEAR ENDED 31 DECEMBER 2022

		Unrestricted Funds	Restricted Funds	Expendable Endowment	Year ended 31 Dec 2022 Total
	Notes	US\$ '000	US\$ '000	US\$ '000	US\$ '000
Income from					
Donations and legacies	3 and 21	-	20,756	-	20,756
Investments	4	-	-	51,101	51,101
Total incoming resources		-	20,756	51,101	71,857
Expenditure on					
Raising funds	4	15,344	-	-	15,344
Charitable activities	5	473,057	17,554	-	490,611
Total resources expended		488,401	17,554	-	505,955
Net loss on investments	14	-	-	(477,397)	(477,397)
Foreign Exchange losses	14	(971)	-	-	(971)
Exchange differences on translating foreign currency operations		-	-	(10,014)	(10,014)
Net Income/(expenditure)		(489,372)	3,202	(436,310)	(922,480)
Transfers	21	452,840	(3,074)	(449,766)	-
Net movement in funds		(36,532)	128	(886,076)	(922,480)
Fund balances carried forward at 1 January 2022		950,853	8,099	4,922,190	5,881,142
Fund balances carried forward at 31 December 2022		914,321	8,227	4,036,114	4,958,662

The consolidated Statement of Financial Activities ("SOFA") has been prepared on the basis that all activities are continuing.

All gains and losses recognised in the year are included in the SOFA.

The accounting policies and the notes on pages 50 to 85 form part of the Consolidated Financial Statements.

THE CHILDREN'S INVESTMENT FUND FOUNDATION (UK)

CONSOLIDATED STATEMENT OF FINANCIAL ACTIVITIES

(INCLUDING AN INCOME AND EXPENDITURE ACCOUNT)

FOR THE YEAR ENDED 31 DECEMBER 2021

		Unrestricted Funds	Restricted Funds	Expendable Endowment	Year ended 31 Dec 2021 Total
	Notes	US\$ '000	US\$ '000	US\$ '000	US\$ '000
Income from					
Donations and legacies	3 and 21	-	4,290	-	4,290
Investments	4	-	-	24,468	24,468
Total incoming resources		-	4,290	24,468	28,758
Expenditure on					
Raising funds	4	19,335	-	-	19,335
Charitable activities	5	825,349	2,902	-	828,251
Total resources expended		844,684	2,902	-	847,586
Net gains on investments	14	-	-	694,914	694,914
Foreign Exchange gains	14	(456)	-	-	(456)
Exchange differences on translating foreign currency operations		-	-	-	-
Net Income/(expenditure)		(845,140)	1,388	719,382	(124,370)
Transfers	21	1,153,414	-	(1,153,414)	-
Net movement in funds		308,274	1,388	(434,032)	(124,370)
Fund balances carried forward at 1 January 2021		642,579	6,711	5,356,222	6,005,512
Fund balances carried forward at 31 December 2021		950,853	8,099	4,922,190	5,881,142

The consolidated SOFA has been prepared on the basis that all activities are continuing.

All gains and losses recognised in the year are included in the SOFA.

The accounting policies and the notes on pages 50 to 85 form part of the Consolidated Financial Statements.

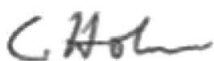
THE CHILDREN'S INVESTMENT FUND FOUNDATION (UK)

CONSOLIDATED AND FOUNDATION BALANCE SHEET

FOR THE YEAR ENDED 31 DECEMBER 2022

		Group 31 Dec 2022 US\$ '000	Group 31 Dec 2021 US\$ '000	Foundation 31 Dec 2022 US\$ '000	Foundation 31 Dec 2021 US\$ '000
	Notes				
Fixed Assets					
Intangible assets	12	500	500	-	-
Tangible assets	13	9,327	9,234	1,114	1,204
Investments	14	5,118,867	5,899,121	5,210,881	6,788,913
<i>of which loans</i>		1,009,917	1,554,960	5,074,561	5,934,320
<i>of which other investments</i>		4,108,950	4,344,161	136,320	854,593
Total fixed assets		5,128,694	5,908,855	5,211,995	6,790,117
Current Assets					
Debtors	17	6,824	14,571	5,497	993
Cash at bank and in hand	18	181,738	424,160	62,752	64,284
Cash pledged as collateral	18	332	14,770	-	-
Total current assets		188,894	453,501	68,249	65,277
Creditors: amounts falling due within one year	19	(210,953)	(257,349)	(176,310)	(756,664)
Net current assets/liabilities		(22,059)	196,152	(108,061)	(691,387)
Total Assets less current liabilities		5,106,635	6,105,007	5,103,934	6,098,730
Creditors: amounts falling due after one year	20	(147,973)	(223,865)	(144,000)	(217,000)
Net Assets		4,958,662	5,881,142	4,959,934	5,881,730
Total funds of the charity:					
Expendable endowment fund	21	4,036,114	4,922,190	4,045,613	4,930,877
Restricted funds	21	8,227	8,099	-	-
Unrestricted funds:					
Designated funds	21	914,321	950,853	914,321	950,853
Total charity funds		4,958,662	5,881,142	4,959,934	5,881,730

The financial statements on pages 46 to 86 were approved by the Trustees and authorised for issue on 15 June 2023, and signed on their behalf by:



Sir Christopher Hohn
Chairman
15 June 2023

The accounting policies and the notes on pages 50 to 85 form part of the Consolidated Financial Statements.

Consolidated Cash Flow Statement

	31 Dec 2022 US\$ '000	31 Dec 2021 US\$ '000
Net cash used in operating activities	(398,465)	(223,811)
Cash flow from investing activities:		
Dividends received	41,527	20,817
Interest received	6,495	1,574
Rental income received	3,961	1,685
Proceeds from the sale of:		
Investments	1,651,849	2,318,360
Purchase of:		
Tangible fixed assets	(1,543)	(2,183)
Investments	(1,534,945)	(1,796,044)
Net cash used in investing activities	167,344	544,209
Cash flows from financing activities		
Interest paid	(316)	(153)
Net cash used in financing activities	(316)	(153)
Change in cash and cash equivalents in the reporting year	(231,437)	320,245
Cash and cash equivalents at the beginning of the reporting year	424,160	104,371
Effect of exchange rate movements on cash and cash equivalents	(10,985)	(456)
Cash and cash equivalents at the end of the reporting year	181,738	424,160

Reconciliation of incoming resources to net cash flows

	31 Dec 2022 US\$ '000	31 Dec 2021 US\$ '000
Net gain/(loss) for the reporting year (as per the statement of financial activities)	(922,480)	(124,370)
Adjustments for:		
Net loss/(gain) on investments	663,350	(456,570)
Dividends income	(40,645)	(21,209)
Foreign exchange movements	10,985	456
Interest income on investments	(6,495)	(1,574)
Interest expense	1,005	317
Depreciation charges	1,450	451
Decrease in debtors	2,904	17,207
Decrease in cash pledged as collateral	14,438	80,246
(Decrease)/increase in creditors	(122,977)	281,235
Net cash used in operating activities	(398,465)	(223,811)

The accounting policies and the notes on pages 50 to 85 form part of the Consolidated Financial Statements.

Notes to the Consolidated Financial Statements

1. BASIS OF PREPARATION

a) Basis of accounting

The Consolidated Financial Statements have been prepared on a going concern basis, under the historical cost convention as modified by the revaluation of investments, and have been prepared in accordance with the Statement of Recommended Practice ("SORP") 'Accounting and Reporting by Charities' (published 2015), the Charities Act 2011, Financial Reporting Standard 102, the Financial Reporting Standard applicable in the United Kingdom and the Republic of Ireland ("FRS 102") and the requirements of the Companies Act 2006.

The Children's Investment Fund Foundation (UK) (the "Foundation") including its subsidiaries undertakings (the "Group") applied the recognition and measurement provisions of International Financial Reporting Standards ("IFRS") 9 'Financial Instruments' and the disclosure and presentation requirements of Sections 11 and 12 of FRS 102 to account for all of its financial instruments.

The Foundation is a public benefit entity and has adapted the Companies Act formats to reflect the Charities SORP and the nature of the Foundation's activities.

The Foundation meets the definition of a qualifying entity under FRS 102 and has therefore taken advantage of the disclosure exemptions available to it in respect of its separate financial statements.

The Trustees of the Foundation made an assessment of the Group's ability to continue as a going concern and are satisfied that the Group has the resources to continue in business for the foreseeable future. Furthermore, the Trustees are not aware of any material uncertainties that may cast significant doubt upon the Group's ability to continue as a going concern. Therefore, the financial statements are prepared on the going concern basis.

b) Functional currency and presentational currency

These financial statements are presented in United States Dollar ("US\$"), which is the Group's functional currency. 'Functional currency' is the currency of the primary economic environment in which the Group operates. The Group's investments, grants and expenditures are denominated and paid mostly in US\$. Accordingly, the Board has determined that the functional currency of the Group is United States Dollar. All amounts have been rounded to the nearest thousand, unless otherwise indicated and the terminology 'k' will be used to refer to thousands throughout the financial statements.

c) Basis of consolidation

The Consolidated Statements of Financial Activities ("SOFA"), Balance Sheets and Cash Flow Statements incorporate the results of The Children's Investment Fund Foundation (UK) (the "Foundation") and its subsidiary undertakings, CIFF (UK) Newco Limited ("CIFF Newco"), Talos Capital Designated Activity Company ("Talos"), CIFF Capital UK LP ("CIFF Capital"), CIFF Investments LLP ("CIFF Inv"), CIFF Investments II Limited ("CIFF II"), CIFF Investments III LLP ("CIFF III"), CIFF IP Co Limited ("CIFF IP"), CIFF Water Limited ("CIFF Water"), CIFF General Partner Limited ("CIFF GP"), 86th Street Lender LLP ("86th LLP"), 11th Avenue Lender LLP ("11th LLP") and Chiswick Riverside LLP ("Chiswick"). The consolidated entity is referred to as the "Group". No separate SOFA and Cash Flow Statement have been presented for the Foundation alone as permitted by Section 408 of the Companies Act 2006 and SORP. Intra-group balances are eliminated fully on consolidation. Where necessary, adjustments are made to the financial statements of subsidiaries to align the accounting policies used with those used by the Group.

2. ACCOUNTING POLICIES

The principal accounting policies applied in the preparation of these consolidated and separate Financial Statements are set out below in paragraphs (a) to (q). The policies have been consistently applied to all periods presented, unless otherwise stated.

a) Critical accounting estimates and judgements in applying accounting policies

In preparing the financial statements, the Group makes estimates and assumptions that affect the reported valuations of assets and liabilities within the financial year. Actual results may differ from those estimates. Estimates are continually evaluated and

2. ACCOUNTING POLICIES

based on historical experience and other factors, including expectations of future events that are believed to be reasonable under the circumstances. The key assumptions are explained in the respective accounting policy notes below and in Notes 14 and 15 for investments.

b) New and amended standards and interpretations

There have been no adoptions of new or amended standards during 2022 that resulted in a significant impact to the Group.

There are presently no new standards, amendments or interpretations to existing standards that are not yet effective that would be expected to have significant impact on the Group.

c) Incoming resources

All incoming resources are accounted for when the Group is legally entitled to the income and the amount can be quantified with reasonable certainty.

Interest income earned on loan investments is recorded within 'Net gains on investments' due to the loans being held at fair value. Interest income on cash balances is recorded in SOFA within 'Income from investments'. Dividend income and expenses, when the underlying security is held directly by the Group, is recognised on ex-dividend date, net of foreign withholding taxes in SOFA within 'Income from investments'. Withholding tax is accounted for on an accruals basis. For those securities held via an intermediary, the dividends are accounted for when notified. Rental income earned from the investment property is recorded within 'Income from investments' on an accruals basis and is receivable monthly in advance.

Donations are recognised when the Group is legally entitled to the income and the amount can be quantified with reasonable accuracy.

d) Resources expended

Resources expended are accounted for on an accruals basis. Expenditure is allocated to either the sectoral charitable activity areas or cost categories. For expenditure incurred across the sectors, amounts are attributed to each area based on the granting activities undertaken during the financial period. Constructive obligations (including grants payable) are accounted for as liabilities where it is probable that there will be a transfer of economic benefits and the amount of the obligation can be reliably estimated and communicated to the recipient. Multi-year grants are subject to periodic reviews and conditionality such that the liability is recognised in most cases annually, when the criteria for recognising the liability are met.

Support costs, other than direct costs for each sectoral activity area and excluding any restricted expenditure, are re-allocated to each of the activities on the following basis, which is an estimate based on annual grant commitments levels, excluding Big Win Philanthropy commitments:

	2022	2021
Climate Change	48.4%	50.5%
Sexual & Reproductive Health & Rights	19.7%	20.0%
Girl Capital	3.2%	2.5%
Child Health & Development	24.4%	22.7%
Child Protection	0.7%	0.2%
Cross Cutting	3.6%	4.1%

Activities undertaken directly relate to expenditure incurred by the Foundation through direct service provision or work undertaken by the Foundation that contributes directly to the Foundation's objectives.

Other sectoral teams that have continued to support the Foundation's activities, i.e. External Affairs, Evidence, Measurement & Evaluation, Organisation Development and Impact Investing are classified under Cross Cutting.

Expenditure incurred in relation to the Foundation's restricted activities are costs specifically identifiable and relevant to the restrictions assigned to those activities and therefore can be allocated to the restricted funds.

2. ACCOUNTING POLICIES

e) Financial assets and liabilities

i.) Financial assets

Initial recognition and measurement

As per paragraphs 11.2 and 12.2 of FRS 102 the Group has elected to adopt the recognition and measurement requirements of IFRS 9.

Under IFRS 9 'Financial Instruments', financial assets are classified, at initial recognition, and subsequently measured at amortised cost, fair value through other comprehensive income ("OCI"), or fair value through profit or loss ("FVPL"). Purchases and sales of investments are recognised on their trade date, which is the date on which the Foundation commits to purchase or sell the asset. Investments are initially recognised at fair value and transaction costs for such investments are expensed as incurred. Investments are de-recognised when the rights to receive cash flows from the investments have expired or the Foundation has transferred substantially all risks and rewards of ownership.

Subsequent to initial recognition, financial assets are measured at FVPL. Gains and losses arising from changes in the fair value of the investments category are included in the SOFA in the year in which they arise and are based on the First-In, First-Out ("FIFO") method.

The classification of financial assets at initial recognition depends on the financial asset's contractual cash flow characteristics and the Group's business model for managing them.

The Group classifies its financial assets as subsequently measured at amortised cost or measured at FVPL on the basis of both:

- The Group's business model for managing the financial assets
- The contractual cash flow characteristics of the financial asset

In accordance with IFRS 9, the Group classifies its financial assets at initial recognition into the categories discussed below.

Financial assets measured at amortised cost

A debt instrument is measured at amortised cost if it is held within a business model whose objective is to hold financial assets in order to collect contractual cash flows and its contractual terms give rise on specified dates to cash flows that are solely payments of principal and interest ("SPPI"). The Group includes in this category short-term non-financing receivables including cash at bank and in hand, cash pledged as collateral and debtors.

Financial assets measured at fair value through profit or loss

A financial asset is measured at FVPL if:

- (a) Its contractual terms do not give rise to cash flows on specified dates that are SPPI on the principal amount outstanding; or
- (b) It is not held within a business model whose objective is either to collect contractual cash flows, or to both collect contractual cash flows and sell.

The Group includes in the FVPL category all investments in loans, concessionary loans, real estate loans (principal amount plus accrued interest receivable), listed equities, derivatives in an asset position, investment properties, corporate bonds, private placement and investment funds.

Impairment of financial assets

The Group assesses on a forward looking basis the expected credit loss ("ECL") associated with its financial assets carried at amortised cost. The impairment methodology applied depends on whether there has been a significant increase in credit risk. For these financial assets, the Group applies the simplified approach permitted by IFRS 9, which requires expected lifetime losses to be recognised from initial recognition of the receivables. The Group classifies the following financial assets under amortised cost: cash at bank and in hand, cash pledged as collateral and debtors. Cash at bank and in hand and cash pledged

2. ACCOUNTING POLICIES

as collateral comprise cash at banks and in hand, on demand and interest bearing deposits with a maturity of three months or less, which are subject to an insignificant risk of changes in value and their carrying amounts approximate amortised cost. The loss allowance is based on lifetime expected credit losses. All material counterparties have an investment grade credit rating by Moody's/S&P of A1/A+ or higher and there is no history of defaults/non-payment and all receivables' balances are short term (<1 year).

The Group only holds receivables with no financing component and which have maturities of less than 12 months at amortised cost and therefore has adopted the simplified approach to ECLs. No ECL impairment allowance has been recorded against the Group's receivables during the year. The ECL is not relevant to financial assets at fair value through profit or loss and financial liabilities designated at fair value through profit or loss.

Derecognition of financial assets

The Group derecognises a financial asset when the contractual rights to the cash flows from the asset expire, or it transfers the rights to receive the contractual cash flows in a transaction in which substantially all of the risks and rewards of ownership of the financial asset are transferred or in which the Group neither transfers nor retains substantially all of the risks and rewards of ownership and does not retain control of the financial asset. On derecognition of a financial asset, the difference between the carrying amount of the asset (or the carrying amount allocated to the portion of the asset that is derecognised) and the consideration received (including any new asset obtained less any new liability assumed) is recognised in the SOFA under 'Net gains on investments'. Any interest in such transferred financial assets that are created or retained by the Group is recognised as a separate asset or liability.

ii.) Financial liabilities

Initial recognition and measurement

Financial liabilities are classified, at initial recognition, as financial liabilities at FVPL and include loans and borrowings, payables, and derivatives in a liability position, as appropriate. All financial liabilities are recognised initially at fair value.

Financial liabilities measured at amortised cost

Financial liabilities measured at amortised cost include all financial liabilities, other than those measured at FVPL. The Group includes in this category amounts due to brokers, grants, accruals and deferred income and other payables.

Financial liabilities measured at fair value through profit or loss

Financial liabilities at FVPL include financial liabilities held for trading and financial liabilities designated upon initial recognition as at FVPL. Financial liabilities are classified as held for trading if they are incurred for the purpose of repurchasing in the near term. Separated embedded derivatives are also classified as held for trading unless they are designated as effective hedging instruments. Gains or losses on liabilities held for trading are recognised in SOFA in the year in which they arise and are based on the FIFO method. Financial liabilities designated upon initial recognition at FVPL are designated at the initial date of recognition, and only if the criteria in IFRS 9 are satisfied.

f) Investments

Listed and unlisted securities

Securities listed or quoted on any securities exchange and regularly traded thereon are valued at fair value. The fair value of an investment is based on its quoted market price.

Unlisted securities or listed securities not regularly traded, or in respect of which no prices as described above are available, other than loans and receivables, will be valued at their fair value based on information provided by TCI Fund Management Limited's ("TCI FM" or the "Investment Manager") portfolio management team such as using the latest available redemption price for investment funds.

Because of their inherent uncertainty, estimated fair values may differ from the values that would have been used had a ready market for the securities existed.

2. ACCOUNTING POLICIES

Unfunded commitments

The Group may invest in loans and securities which incorporate a commitment that it will be obliged to pay at a future date if called upon by the counterparty. The timing and amounts of settlement of these potential obligations are uncertain at year end.

Due to these uncertainties the Group does not recognise these amounts as liabilities on its Consolidated Balance Sheet, however these amounts are disclosed as contingent commitments in Note 23.

Derivative contracts

Derivative contracts ("derivatives") are recognised at fair value on the date on which the derivative is entered into and are subsequently re-measured at their fair value on an ongoing basis. Fair values are obtained from quoted market prices in active markets, including recent market transactions. Where quoted prices are not available the investments are valued using information provided by counterparties to the contracts.

All derivatives are carried as assets when fair value is positive and as liabilities when fair value is negative. The best evidence of the fair value of a derivative at initial recognition is the transaction price (i.e. the fair value of the consideration given or received). Subsequent changes in the fair value of any derivative instrument are recognised immediately in the SOFA.

The Group enters into forward foreign exchange contracts. Forward foreign exchange contracts are fair valued on a daily basis using the forward contracted rate derived from readily available market data. When the contract is closed, the Group records realised gains/losses equal to the difference between the value of the contract at the time it was opened and the value at the time it was closed. Forward foreign exchange contracts are fair valued using the forward contracted rate derived from readily available market data. As at 31 December 2022 the Group held forward foreign exchange contracts with an aggregate fair value and net asset position of US\$39,501k (2021: net liability position of US\$406k).

The Group enters into swap agreements which represent agreements that obligate two parties to exchange a series of cash flows at specified intervals based upon or calculated by reference to changes in specified prices or rates for a specified amount of a particular security or index and a specified notional amount. The payment flows are usually netted against each other, with the difference being paid by one party to the other. Therefore, amounts required for the future satisfaction of the swap may be greater or less than the amount recorded. The realised gain or loss depends upon the prices at which the underlying financial instruments of the swap is valued at the swap's settlement date and is included in the SOFA. Unrealised gains or losses are fair valued in and the resulting movement in the unrealised gain or loss is recorded in the SOFA. As at 31 December 2022, the Group did not hold equity swaps (2021: unrealised loss of US\$222k).

Investment funds

The Group invests in investment funds ("Investee Funds") which are subject to the terms and conditions of the Investee Funds' offering documentation. The investment in the Investee Funds are primarily valued based on the latest available redemption price of such units for the Investee Fund, as determined by the administrator of the Investee Fund. Where a readily ascertainable market valuation is not available, the Investee Funds are valued at cost less any expected losses (see Note 13). When a share/unit is sold the Group recognises the realised gains/(losses). Other changes in fair value of the Investee Funds are recorded as unrealised gains/(losses). At 31 December 2022, the Group held investment fund positions of US\$30k (2021: US\$61,001k).

Investment property

The Group invested in an investment property comprising wholly of UK-based freehold land and buildings leased to third parties. The Group's policy is to include the investment property within investments at their fair value, which is usually equivalent to the open market value.

Leased assets

The annual rentals for operating leases are charged to the SOFA on a straight-line basis over the lease term.

2. ACCOUNTING POLICIES

Investments in subsidiaries

Investments in subsidiaries are held at cost, less impairment in the Foundation's Balance Sheet, apart from the investment in ClIFF Capital UK LP which is held at fair value.

Loans

The Group invests in Real Estate and Corporate Loans which are accounted for on a fair value basis. Fair values are calculated with reference to discounted cash flow models on the expected future cash flows of each loan investment constructed by external valuers. The movements in the fair values are included within "Net gains on investments" in the SOFA. Please refer to Note 15 which details information surrounding the significant unobservable inputs of these loan investments.

Private placement

Private placement securities are not registered for public sale and are carried at an estimated fair value at each valuation point, as determined by the Group, in consultation with the Investment Manager's portfolio management team, with reference to recent funding rounds and performance updates provided by the investment management's team. At 31 December 2022, the Group did not hold a private placement position (2021: one private placement position which has been fair valued at US\$nil).

Programme related investments

Programme related investments are a type of social investment and are made directly in pursuit of the Foundation's charitable purposes. The primary motivation for making a programme related investments is not for financial gain but to further our charitable objects. Programme related investments can generate some financial return, and the funding may or may not be provided on commercial terms. The current programme related investments portfolio consists of a number of fund and private placement investments which follow the respective investments accounting policy and as at 31 December 2022 amounted to US\$12,053k (2021: US\$12,633k).

The Foundation also classified concessionary loans as programme related investment as the primary purpose for this investment is to further the accomplishment of their charitable purposes through facilitating the success of the number of Programmes. The Foundation has elected to initially recognise and measure the loan at the amount paid with the repayments reflected in subsequent years. Concessionary loans for the year ended 31 December 2022 amounted to US\$nil (2021: US\$3,000k) and are presented within Programme Related investments throughout the notes to the accounts.

Mixed motive investments

Mixed motive investments are made in pursuit of the Foundation's charitable purposes and financial gains. The current mixed motive investment portfolio consists of a number of fund investments which follow the investment policy. Mixed motive investments as at 31 December 2022 amounted to US\$46,417k (2021: US\$34,265k).

g) Foreign currency translation

Assets and liabilities denominated in foreign currencies are translated into US\$ at the foreign currency spot rate of exchange at the balance sheet date. Transactions in foreign currencies are recorded at the foreign currency spot rates of exchange at the date of the transaction. Differences arising on settlement and translation of monetary items are recognised in the SOFA.

The year end rate prevailing on the balance sheet date was US\$1 : £0.83 (2021: US\$1 : £0.74). For consolidation purposes, balance sheets of subsidiaries reported in Pound Sterling currency ("GBP" or "£") have been converted into US dollar at the foreign exchange rate as at 31 December 2022. For all GBP reported profit and loss accounts of subsidiaries, the average foreign exchange rate for the relevant period has been applied at USD rate of US\$1 : £0.81 (2021: US\$1 : £0.73).

h) Intangible assets and amortisation

Intangible assets that are acquired and developed by the Group and have finite useful lives are measured at cost less accumulated amortisation and any accumulated impairment loss.

2. ACCOUNTING POLICIES

Amortisation is calculated on a straight line basis so as to write off the cost of an asset over the estimated useful economic life of 10 years. The amortisation will commence once the intangible product's development is completed.

Amortisation methods, useful lives and residual values are reviewed at each reporting date and adjusted if appropriate.

Subsequent expenditure is capitalised only when it increases the future economic benefits embodied in the specific asset to which it relates. All other expenditure is recognised in the SOFA as incurred.

i) Tangible fixed assets and depreciation

Tangible fixed assets are capitalised at cost. Depreciation is calculated on a straight line basis so as to write off the cost of an asset over the estimated useful economic life. The estimated useful economic lives of fixtures and fittings is 5 years and plant and machinery is 8 years.

Tangible fixed assets are reviewed annually for impairment. Depreciation methods, useful lives and residual values are reviewed if there is an indication of a significant change since last annual reporting date in the pattern by which the Group expects to consume an asset's future economic benefits.

j) Cash and cash equivalents

Cash and cash equivalents include amounts due from the Group's counterparties on demand and interest bearing deposits with original maturities of less than 3 months. For each separate account at each prime broker, cash can only be withdrawn so long as there is a sufficient collateral excess within the account.

k) Cash pledged as collateral

Cash pledged as collateral includes balances held at year end with the Group's prime brokers and other counterparties. The use of these amounts is restricted based upon the Group's contractual margin requirements with each broker at the year-end date.

l) Amounts due from/to brokers

Amounts due from brokers include cash from investments sold but which have not yet settled and cash for forward foreign exchange contracts closed but awaiting settlement. Amounts due to brokers include cash from investments purchased which have not yet settled and cash for forward foreign exchange contracts closed but awaiting settlement.

m) Debtors

Amounts due from debtors are measured at transaction price, less any impairment.

n) Creditors

Amounts due to creditors are measured at the transaction price.

o) Funds

Designated funds are the unrestricted funds that have been set aside for a particular purpose by the Trustees. Unrestricted funds comprise those funds which the Trustees are free to use in accordance with the charitable objectives of the Foundation.

Restricted funds comprise those funds that can only be used for particular restricted purposes within the objectives of the Foundation. Restricted funds arise when the funds are specified as such by the donor or when funds are raised for particular restricted purposes.

2. ACCOUNTING POLICIES

The Expendable Endowment Fund represents those assets held by the Trustees principally in investments. Income on investments is accounted for within the Expendable Endowment Fund. When the Foundation is unable to meet its commitments from reserves of Unrestricted Funds, there would be a transfer from the Expendable Endowment to Unrestricted Funds to meet those commitments.

p) Taxation

The Foundation is considered to pass the tests set out in Paragraph 1 Schedule 6 of the Finance Act 2010 and therefore it meets the definition of a charitable company for UK corporation tax purposes. Accordingly, the Foundation is exempt from taxation in respect of income or capital gains received within categories covered by Chapter 3 Part 11 of the Corporation Tax Act 2010 or Section 256 of the Taxation of the Chargeable Gains Act 1992, to the extent that such income or gains are applied exclusively to charitable purposes.

q) Operating Leases

The investment property was leased to tenants under operating leases with rentals payable monthly. The Group has also entered into an operating lease for plant and machinery for US\$nil consideration (2021: US\$nil).

Although the Group is exposed to changes in the residual value at the end of the current leases, the Group typically enters into new operating leases and therefore will not immediately realise any reduction in residual value at the end of these leases. Expectations about the future residual values are reflected in the fair value of the properties.

3. DONATIONS AND LEGACIES

The income of \$20,756k (2021: \$4,290k) includes restricted donations received from TCI FM of \$14,560k (2021: \$2,208k), the CH Foundation (UK) of \$2,854k (2021: \$1,800k), the Foreign, Commonwealth & Development Office (FCDO) of \$3,074k (2021: nil), the Department for Business, Energy and Industrial Strategy of \$247k (2021: \$282k) and other donations of \$21k (2021: nil).

4. INCOME FROM INVESTMENTS AND EXPENDITURE ON RAISING FUNDS

4 (a) Income from investments

The investment income arises from interest received on cash deposits, interest income earned on loans and receivables is recorded, rental income from investment properties, and dividend income from equity securities within the portfolio held by the Group. The dividend income is recorded at ex-dividend date, gross of foreign withholding taxes. Withholding tax is recorded on an accruals basis. All rental income is derived from investment properties in the United Kingdom.

	Group year ended 31 December 2022 US\$ '000	Group year ended 31 December 2021 US\$ '000
Dividend income	40,645	21,209
Interest income	6,495	1,574
Rental income	3,961	1,685
	51,101	24,468

4 (b) Expenditure on raising funds

The expenditure on raising funds of US\$15,344k (2021: US\$19,335k) includes expenditure relating to managing subsidiaries holding endowment investments including brokerage charges, intermediary fees and investment management fees.

5. EXPENDITURE ON CHARITABLE ACTIVITIES

	Grant Funding of Activities 2022 ⁽¹⁾ US\$ '000	Activities Undertaken Directly 2022 ⁽²⁾ US\$ '000	Support Cost 2022 ⁽³⁾ US\$ '000	Total Charitable Activities 2022 US\$ '000
Climate Change	214,939	1,227	18,168	234,334
Sexual & Reproductive Health & Rights	87,402	668	7,972	96,042
Girl Capital	14,337	60	1,372	15,769
Child Health & Development	108,698	-	6,483	115,181
Child Protection	3,305	-	346	3,651
Cross Cutting ⁽⁴⁾	15,918	2,576	7,140	25,634
	444,599	4,531	41,481	490,611

	Grant Funding of Activities 2021 US\$ '000	Activities Undertaken Directly 2021 US\$ '000	Support Cost 2021 US\$ '000	Total Charitable Activities 2021 US\$ '000
Climate Change	213,494	440	18,065	231,999
Sexual & Reproductive Health & Rights	84,706	286	7,707	92,699
Girl Capital	10,693	-	838	11,531
Child Health & Development	95,919	262	6,183	102,364
Child Protection	688	-	994	1,682
Cross Cutting ⁽⁴⁾	377,242	1,750	8,984	387,976
	782,742	2,738	42,771	828,251

(1) See note 7

(2) See note 6

(3) See note 8

(4) The Group and Foundation's activities including External Affairs, Evidence Measurement & Evaluation, Organisation Development and Impact Investing are classified under Cross Cutting.

6. ACTIVITIES UNDERTAKEN DIRECTLY

The direct expenditure of US\$4,531k (2021: US\$2,738k) on charitable activities was mainly to further the Foundation's mission; organising convenings and conferences; providing technical assistance and training to grantees and other charitable organisations; and publishing and disseminating reports on research findings.

7. GRANT FUNDING OF ACTIVITIES

Group and Foundation 2022	Climate Change US\$ '000	Sexual & Reproductive Health & Rights US\$ '000	Girl Capital US\$ '000	Child Health and Development US\$ '000	Child Protection US\$ '000	Cross Cutting US\$ '000	Total US\$ '000
Grantees receiving charitable grants							
African Climate Foundation	6,205	-	-	-	-	-	6,205
Amref Health Africa	-	5,000	-	-	-	-	5,000
APCON Enterprises Limited	-	-	-	6,002	-	-	6,002
Clean Air Fund	4,353	-	-	-	-	-	4,353
ClientEarth	7,502	-	-	-	-	-	7,502
DKT International	-	4,792	-	-	-	-	4,792
END Fund	-	-	-	17,904	-	-	17,904
Energy Foundation China	7,300	-	-	-	-	-	7,300
European Climate Foundation	39,054	-	-	-	-	-	39,054
Foundation for International Law for the Environment	15,783	-	-	-	-	-	15,783
Global Fund to fight AIDS, Tuberculosis and Malaria	-	10,000	-	-	-	-	10,000
Instituto Clima e Sociedade	5,264	-	-	-	-	-	5,264
IPE Global Limited	-	-	814	3,218	-	-	4,032
Living Goods	-	-	-	5,167	-	-	5,167
MSI Reproductive Choices	-	22,364	-	-	-	-	22,364
Pfizer	-	11,805	-	-	-	-	11,805
PSI	-	7,064	4,529	-	-	-	11,593
Rockefeller Philanthropy Advisors, Inc	22,434	-	-	-	-	300	22,734
Sightsavers	-	-	-	5,607	-	-	5,607
Tara Climate Foundation	7,500	-	-	-	-	-	7,500
The Carter Center	-	-	-	5,000	-	-	5,000
The Sunrise Project	12,363	-	-	-	-	-	12,363
Triggerise	-	5,410	-	-	-	-	5,410
United Nations Children's Fund	-	-	-	9,880	-	-	9,880
Windward Fund	10,000	-	-	-	-	-	10,000
World Resources Institute	7,417	-	-	-	-	-	7,417
World Vision Ethiopia	-	-	-	17,120	-	-	17,120
⁽¹⁾ Other Grantees	69,764	20,967	8,994	38,800	3,305	15,618	157,448
Total charitable grants	214,939	87,402	14,337	108,698	3,305	15,918	444,599

7. GRANT FUNDING OF ACTIVITIES – continued

Group and Foundation 2021	Climate Change US\$ '000	Sexual & Reproductive Health & Rights US\$ '000	Girl Capital US\$ '000	Child Health and Development US\$ '000	Child Protection US\$ '000	Cross Cutting US\$ '000	Total US\$ '000
Grantees receiving charitable grants							
Becton Dickinson	-	5,750	-	-	-	-	5,750
Big Win Philanthropy	-	-	-	-	-	360,000	360,000
C40 Cities climate Leadership Group Inc.	15,500	-	-	-	-	-	15,500
CDP	5,044	-	-	-	-	-	5,044
Clean Air Fund	6,700	-	-	-	-	264	6,964
Client Earth	5,455	-	-	-	-	341	5,796
Crown Agents	-	-	-	13,128	-	-	13,128
DKT International	-	4,680	-	-	-	-	4,680
Energy Foundation China	11,600	-	-	900	-	-	12,500
European Climate Foundation	42,959	-	-	-	-	314	43,273
Foundation for International Law for the Environment	21,955	-	-	-	-	300	22,255
Global Fund to fight AIDS, Tuberculosis and Malaria	-	5,931	-	-	-	-	5,931
Instituto Clima e Sociedade	4,686	-	-	-	-	-	4,686
IPE Global Limited	-	-	3,618	5,946	-	-	9,564
Living Goods	-	-	-	6,247	-	752	6,999
Marie Stopes International	-	19,441	-	-	-	-	19,441
Meridian Institute	4,450	-	-	-	-	-	4,450
One Acre Fund	-	-	-	5,372	-	-	5,372
PSI	-	9,422	-	-	-	-	9,422
Rockefeller Philanthropy Advisors, Inc	18,767	-	-	-	-	500	19,267
Sightsavers	-	-	-	4,915	-	-	4,915
Splash.org	-	-	-	4,770	-	-	4,770
Swiss Philanthropy Foundation	4,728	-	-	-	-	-	4,728
The Sunrise Project	7,164	-	-	-	-	-	7,164
Triggerise	-	8,394	-	-	-	-	8,394
United Nations Children's Fund	-	-	-	10,818	-	-	10,818
United Nations Population Fund	-	10,000	-	-	-	-	10,000
World Resources Institute	6,800	-	-	-	-	-	6,800
World Vision Ethiopia	-	-	-	16,703	-	-	16,703
⁽ⁱ⁾ Other Grantees	57,686	21,088	7,075	27,120	688	14,771	128,428
Total charitable grants	213,494	84,706	10,693	95,919	688	377,242	782,742

⁽ⁱ⁾ The grants included within 'Other grantees' for 2022 totalled less than US\$4.0m (2021: US\$4.0m) in value for each organisation.

8. ALLOCATION OF SUPPORT COSTS

	Climate Change US\$ '000	Sexual & Reproductive Health & Rights US\$ '000	Girl Capital US\$ '000	Child Health and Development US\$ '000	Child Protection US\$ '000	Cross Cutting US\$ '000	Total US\$ '000
2022							
Support costs							
Staff costs (Note 10)	12,591	5,564	964	4,111	242	5,732	29,204
Office expenses	2,930	1,177	193	1,460	45	229	6,034
Governance costs (Note 9)	258	105	17	130	4	19	533
Travel and subsistence	1,037	487	65	363	16	435	2,403
Consultancy and contractor costs	1,352	639	133	419	39	725	3,307
Total support costs allocated to charitable activities	18,168	7,972	1,372	6,483	346	7,140	41,481

	Climate Change US\$ '000	Sexual & Reproductive Health & Rights US\$ '000	Girl Capital US\$ '000	Child Health and Development US\$ '000	Child Protection US\$ '000	Cross Cutting US\$ '000	Total US\$ '000
2021							
Support costs							
Staff costs (Note 10)	11,079	4,736	501	3,370	760	7,155	27,601
Office expenses	3,328	1,308	166	1,479	16	322	6,619
Governance costs (Note 9)	2,242	890	112	1,009	7	180	4,440
Travel and subsistence	80	28	6	42	7	24	187
Consultancy and contractor costs	1,336	745	53	283	204	1,303	3,924
Total support costs allocated to charitable activities	18,065	7,707	838	6,183	994	8,984	42,771

The allocation method of support costs have been discussed in Note 2(d).

9. GOVERNANCE COSTS

	Group year ended 31 December 2022 US\$ '000	Group year ended 31 December 2021 US\$ '000
Auditors' remuneration	270	296
Legal fees	177	4,074
Professional fees	86	70
	533	4,440

The auditors' remuneration, for the year ended 31 December 2022 is split between KPMG US\$238k (2021: US\$274k), S.P. Nagrath (India liaison office auditors) US\$11k (2021: US\$10k), Mazars (China office auditors) US\$9k (2021: US\$8k) and MSE Auditors Partnership (Ethiopia office auditors) US\$12k (2021: US\$4k).

10. STAFF COSTS

	Group and Foundation year ended 31 December 2022 US\$ '000	Group and Foundation year ended 31 December 2021 US\$ '000
Wages and salaries	23,726	22,701
Social security costs	1,899	1,924
Other pension costs	1,090	1,054
	26,715	25,679
Other staff costs	2,489	1,922
Total staff costs	29,204	27,601

The average monthly number of employees (based on the 12-month period) who were employed during the year totalled: 195 (2021: 167). The staff numbers were split between direct activities: 156 (2021: 132) and indirect support: 39 (2021: 35). The number of employees of the Group and Foundation whose remuneration paid in the financial year fell within the following bands were:

Total Remuneration Bandings	Group and Foundation 2022	Group and Foundation 2021
\$71k - \$85k	23	18
\$85k - \$99k	13	9
\$99k - \$113k	13	17
\$113k - \$127k	9	7
\$127k - \$141k	9	11
\$141k - \$155k	10	6
\$155k - \$169k	4	5
\$169k - \$183k	7	1
\$183k - \$197k	4	11
\$197k - \$211k	5	2
\$211k - \$225k	4	2
\$225k - \$239k	2	2
\$239k - \$254k	3	1
\$254k - \$268k	-	5
\$268k - \$282k	-	2
\$296k - \$310k	-	2
\$324k - \$338k	1	-
\$338k - \$352k	1	1
\$352k - \$366k	-	1
\$366k - \$380k	-	1
\$408k - \$423k	1	-
\$423k - \$437k	-	2
\$437k - \$451k	-	1
\$451k - \$465k	1	1
\$493k - \$507k	1	-
\$521k - \$535k	1	-
\$591k - \$605k	-	1

Charity SORP requires disclosure of the number of employees whose total employee benefit (excluding employer pension costs) exceeded £60k during the reporting period split in bands of £10k. The Foundation use a functional and presentational currency of USD therefore a threshold of \$71k and bandings of \$14k have been used, which materially translate to the GBP SORP requirements. Salaries include benefits in kind and are paid in a number of currencies including GBP, which has been translated at the average rate of US\$1:£0.81 (2021: US\$1:£0.73).

The contributions in the year for the provision of a defined contribution pension scheme to employees of the Foundation were US\$1,090k (2021: US\$981k). The number of staff who were members of the scheme was 219 (2021: 211).

The Trustees did not receive any remuneration for their services during the year (2021: US\$nil). The Trustees' expenses reimbursed for travel and subsistence during the year amounted to US\$12k (2021: US\$12k). In 2022, the reimbursed expenses are related to one Trustee (2021: one Trustee).

Remuneration of Key Management Personnel

	31 December 2022 US\$'000	31 December 2021 US\$'000
Executive Directors	3,205	3,664
Employer Pension Contributions	62	61
Employer National Insurance Contributions	345	374
Total Consideration	3,612	4,099

The Key Management Personnel of the Foundation have been defined as the:

- The Board of Trustees (who are not remunerated in their capacity as Trustees).
- The Executive Directors of the Foundation, who are responsible for the day to day running of the organisation.

The total remuneration to Key Management Personnel is summarised in the table above. Remuneration includes salaries, benefits in kind, bonuses, termination payments and employer pension contributions.

11. TAXATION

The Group Companies, CIFF Capital, CIFF Newco, CIFF Inv, CIFF II, CIFF III, CIFF IP, CIFF GP, CIFF Water, 86th LLP, 11th LLP and Chiswick did not realise any taxable profit in this financial year, therefore have no tax liability. The subsidiary company, Talos, incurred US\$4k (2021: US\$1k) of Irish corporation tax and US\$nil of withholding tax (2021: US\$nil). In 2022, the subsidiary company, CIFF II, did not incur any deferred tax (2021: US\$3k deferred tax expense).

12. INTANGIBLE FIXED ASSETS

Group	31 December 2022 US\$ '000	31 December 2021 US\$ '000
Cost brought forward	500	500
Additions during the year	-	-
At year end	500	500
Amortisation brought forward	-	-
Charge for the year	-	-
At year end	-	-
Net book value		
At year end	500	500

The intangible asset continues to be under development and testing during 2022. As per FRS 102, no amortisation is recorded as the intangible asset is not ready for its intended use.

13. TANGIBLE FIXED ASSETS

Group	Machinery 31 December 2022 US\$' 000	Fixtures and Fittings 31 December 2022 US\$' 000	Total 31 December 2022 US\$' 000	Total 31 December 2021 US\$' 000
Cost brought forward	8,030	2,607	10,637	8,454
Additions during the year	1,118	425	1,543	2,183
Disposals during the year	-	-	-	-
At year end	9,148	3,032	12,180	10,637
Depreciation brought forward	-	1,403	1,403	952
Charge for the year	935	515	1,450	451
At year end	935	1,918	2,853	1,403
Net book value				
At year end	8,213	1,114	9,327	9,234

Foundation	Fixtures and Fittings 31 December 2021 US\$' 000	Fixtures and Fittings 31 December 2021 US\$' 000
Cost brought forward	2,607	1,982
Additions during the year	425	625
Disposals during the year	-	-
At year end	3,032	2,607
Depreciation brought forward	1,403	952
Charge for the year	515	451
At year end	1,918	1,403
Net book value		
At year end	1,114	1,204

14. INVESTMENTS

Group Investments

The tables below present the Group investments asset and liability composition:

Group Financial Assets	Notes	31 December 2022 US\$ '000	31 December 2021 US\$ '000
Equities		3,932,409	4,147,104
Investment funds	14(d)	30	61,001
Investment properties		64,113	71,945
Mixed motive investments	14(c)	46,417	34,265
Programme related investments	14(b)	12,053	12,633
Forward foreign exchange contracts		53,928	17,213
		4,108,950	4,344,161
Loans and receivables		1,009,917	1,554,960
Total Financial Assets		5,118,867	5,899,121

Group Financial Liabilities	Notes	31 December 2022 US\$ '000	31 December 2021 US\$ '000
Equity swaps		-	222
Forward foreign exchange contracts	19	14,430	17,619
Total Financial Liabilities		14,430	17,841

Gains/(losses) recognised in relation to financial assets and liabilities at fair value through the SOFA	Year ended 31 December 2022 US\$ '000	Year ended 31 December 2021 US\$ '000
Realised gains/(losses) on financial assets and liabilities	336,348	645,569
Unrealised gains/(losses) on financial assets and liabilities	(813,745)	49,345
	(477,397)	694,914
Foreign exchange gains/(losses) on financial assets and liabilities	(971)	(456)
Total gains/(losses) recognised in relation to financial assets and liabilities at fair value through the SOFA	(478,368)	694,458

The table below presents the movement of the group financial assets from the 31st of December 2021 to the 31st of December 2022:

Group	Fair value at 31/12/21 US\$ '000	Additions US\$ '000	Disposals US\$ '000	Investment gains/(losses) US\$ '000	Fair value at 31/12/22 US\$ '000	Cost at 31/12/22 US\$ '000
UK	382,446	19,556	(95,910)	(18,705)	287,387	363,515
Overseas	1,352,359	171,144	(629,443)	(48,916)	845,144	1,090,963
Total unquoted	1,734,805	190,700	(725,353)	(67,621)	1,132,531	1,454,478
UK	72,915	-	(66,114)	(6,801)	-	-
Overseas	4,091,401	1,344,245	(860,382)	(588,928)	3,986,336	3,919,158
Total quoted	4,164,316	1,344,245	(926,496)	(595,729)	3,986,336	3,919,158
Total	5,899,121	1,534,945	(1,651,849)	(663,350)⁽¹⁾	5,118,867	5,373,636

⁽¹⁾ The difference between total losses above of US\$663,350k and the SOFA loss of US\$478,368k, (sum of net losses on investments of US\$477,397k and foreign exchange losses of US\$971k) is due to the realised and unrealised gain on short forward foreign exchange contracts of US\$77,296k which are disclosed within creditors: amounts falling due within one year, interest on loans of US\$107,686k and foreign exchange movements on the cash balances held by the Group throughout the period as well as gains and losses incurred through the foreign exchange overlay.

The table below presents the movement of the group financial assets from the 31st of December 2020 to the 31st of December 2021:

Group	Fair value at 31/12/20 US\$ '000	Additions US\$ '000	Disposals US\$ '000	Investment gains/(losses) US\$ '000	Fair value at 31/12/21 US\$ '000	Cost at 31/12/21 US\$ '000
UK	802,137	318,417	(736,023)	(2,085)	382,446	477,090
Overseas	1,790,438	65,965	(484,828)	(19,216)	1,352,359	1,518,910
Total unquoted	2,592,575	384,382	(1,220,851)	(21,301)	1,734,805	1,996,000
UK	-	66,114	-	6,801	72,915	66,114
Overseas	3,372,292	1,345,548	(1,097,509)	471,070	4,091,401	3,292,273
Total quoted	3,372,292	1,411,662	(1,097,509)	477,871	4,164,316	3,358,387
Total	5,964,867	1,796,044	(2,318,360)	456,570	5,899,121	5,354,387

⁽¹⁾ The difference between total gains above of US\$456,570k and the SOFA gain of US\$694,458k, (sum of net gains on investments of US\$694,914k and foreign exchange losses of US\$456k) is due to the realised and unrealised gain on short forward foreign exchange contracts of US\$94,173k which are disclosed within creditors: amounts falling due within one year, interest on loans of US\$143,715k and foreign exchange movements on the cash balances held by the Group throughout the period as well as gains and losses incurred through the Foreign exchange overlay.

Foundation Investments

The table below presents the Foundation's investment composition:

	Note	31 December 2022 US\$ '000	31 December 2021 US\$ '000
Investment in subsidiaries	14(a)	77,820	764,257
Programme related investments	14(b)	12,053	12,633
Mixed motive investments	14(c)	46,417	34,265
Loan to subsidiary	14(e)	5,074,561	5,931,320
Investment funds	14(d)	30	46,438
Total Financial Assets		5,210,881	6,788,913

Foundation – Investments Held at Fair Value

The table below presents the movement of the Foundation's investments held at fair value from the 31st of December 2021 to the 31st of December 2022:

	Fair value at 31/12/21 US\$ '000	Additions US\$ '000	Disposals US\$ '000	Investment gains/(losses) US\$ '000	Fair value at 31/12/22 US\$ '000	Cost at 31/12/22 US\$ '000
UK	6,687,229	-	(439,854)	(1,104,653)	5,142,992	5,564,914
Overseas	93,336	9,103	(5,610)	(38,329)	58,500	156,362
Total unquoted	6,780,565	9,103	(445,194)	(1,142,982)	5,201,492	5,721,276

The table below presents the movement of the Foundation's investments held at fair value from the 31st of December 2020 to the 31st of December 2021:

	Fair value at 31/12/20 US\$ '000	Additions US\$ '000	Disposals US\$ '000	Investment gains/(losses) US\$ '000	Fair value at 31/12/21 US\$ '000	Cost at 31/12/21 US\$ '000
UK	6,041,320	512,761	(549,583)	682,731	6,687,229	6,004,498
Overseas	88,989	19,394	(19,644)	4,597	93,336	153,721
Total unquoted	6,130,309	532,155	(569,227)	687,328	6,780,565	6,158,219

Foundation - Investments Held at Cost

The table below presents the movement of the Foundation's investments held at cost from the 31st of December 2021 to the 31st of December 2022:

	Cost at 31/12/21 US\$ '000	Additions US\$ '000	Disposals US\$ '000	Cost at 31/12/22 US\$ '000
UK	8,348	1,063	(22)	9,389
Total quoted	8,348	1,063	(22)	9,389

The table below presents the movement of the Foundation's investments held at cost from the 31st of December 2020 to the 31st of December 2021:

	Cost at 31/12/20 US\$ '000	Additions US\$ '000	Disposals US\$ '000	Cost at 31/12/21 US\$ '000
UK	6,831	1,586	(69)	8,348
Total quoted	6,831	1,586	(69)	8,348

14. INVESTMENTS

14 (a) Investments in subsidiaries

The table below details the investments held by the Foundation in its subsidiaries:

Entity	Incorporated in	% Holding	Purpose	Profit/(loss) US\$ '000	
				2022	2021
CIFF (UK) Newco Limited ("CIFF Newco")*	England & Wales	100	(1)	-	-
Talos Capital Designated Activity Company ("Talos")	Ireland	100	(2)	7	4
CIFF Capital UK LP ("CIFF Capital")	England & Wales	100***	(3)	(418,176)	680,924
CIFF Investments LLP ("CIFF Inv")	England & Wales	100**	(4)	32,521	15,945
CIFF IP Co Limited ("CIFF IP")	England & Wales	100	(5)	(17)	(20)
CIFF Investments II Limited ("CIFF II")	England & Wales	100**	(6)	3,829	12,496
CIFF Investments III LLP ("CIFF III")	England & Wales	100**	(7)	855	5,022
CIFF General Partner Limited ("CIFF GP")	England & Wales	100	(8)	-	-
CIFF Water Limited ("CIFF Water")	England & Wales	100	(9)	(963)	(34)
86th Street Lender LLP ("86th LLP")	England & Wales	100**	(10)	(94)	274
11th Avenue Lender LLP ("11th LLP")	England & Wales	100**	(11)	(194)	(42,127)
Chiswick Riverside LLP ("Chiswick")	England & Wales	98	(12)	3,289	517

* In liquidation

** Indirect holdings

*** Economic entitlement only

- (1) CIFF Newco was a holding company for certain CIFF UK investment. In November 2021, it was placed into voluntary liquidation and the voluntary liquidator was appointed. As of 31 December 2022, the liquidation is ongoing.
- (2) Talos held an underlying investment portfolio that was managed to provide the Foundation with investment return prior to restructure in 2020. During the restructuring in 2020, investment assets held by Talos were transferred to CIFF Capital. At 31 December 2022, its total assets amounted to US\$9,916k (2021: US\$45,644k), total liabilities amounted to US\$9,889k (2021: US\$45,624k), and net assets amounted to US\$27k (2021: US\$20k).
- (3) CIFF Capital (Company Number LP019223) was formed by limited partnership deed between the Foundation, TCI General Partner Limited and TCI Fund Management Limited. It has been established to hold investment assets for the Foundation. In 2020, CIFF GP replaced TCI General Partner Limited as general partner. CIFF Capital at all times acts through CIFF GP. Between May 2020 and October 2020, it acquired all economic interests in the Foundation's endowment investment portfolio, previously held by Talos, to provide the Foundation with investment return. At 31 December 2022, its total assets amounted to US\$5,109,396k (2021: US\$6,103,580k), total liabilities amounted to US\$31,295k (2021: US\$61,328k) and net assets amounted to US\$5,078,101k (2021: net asset of US\$6,042,262k).
- (4) CIFF Inv is a limited liability partnership between CIFF Capital and CIFF II that holds certain assets from the investment portfolio. In May 2020, the participating membership in CIFF Inv was transferred by Talos to CIFF Capital and, in April 2020, the non-participating membership in CIFF Inv was transferred by CIFF Trading to CIFF II.
- (5) CIFF IP holds licenses to intellectual property rights in support of the charitable activities of the Foundation.
- (6) CIFF II holds certain assets from the investment portfolio. In May 2020, the entire issued share capital of CIFF II was transferred by Talos to CIFF Capital. CIFF Inv is also a non-participating member in CIFF Inv, CIFF III, 86th LLP and 11th LLP.
- (7) CIFF III was incorporated on 20 November 2019 by limited liability partnership deed between Talos and CIFF II to hold assets from the investment portfolio. CIFF III is a limited liability partnership between CIFF Capital and CIFF II to hold assets from the investment portfolio. In May 2020, the participating membership in CIFF III was transferred by Talos to CIFF Capital. In August 2022, it was placed into dissolution.
- (8) CIFF GP was incorporated on 19 March 2020 as a wholly owned limited company of the Foundation and in April 2020, became general partner of CIFF Capital.
- (9) CIFF Water Limited was incorporated on 18 June 2020 as a wholly owned subsidiary of the Foundation. The principal activity of CIFF Water is to purchase and lease assets to support charitable activities.
- (10) 86th LLP was incorporated on 3 September 2020 as a limited liability partnership between Talos and CIFF II and shortly thereafter acquired an interest in an endowment asset from Talos. In October 2020, the participating membership in 86th LLP was transferred by Talos to CIFF Capital. On 10 March 2022, 86th LLP disposed of its sole privately placed loan investment. The Members will assess whether to continue with 86th LLP's investment objective going forward.
- (11) 11th Ave was incorporated on 7 December 2020 as a limited liability partnership between CIFF Capital and CIFF II and shortly thereafter acquired an interest in an endowment asset from CIFF Capital. 11th Ave will continue operating for the foreseeable future. Under the loan sale agreement for the privately placed loan that was disposed of, 11th Ave gave customary representations and warranties to the purchaser, with a survival period of 12-months from the 3 December 2021 closing. As at this date the Members of 11th Ave were not aware of any breach of such representations or warranties, and as such the Members will begin a liquidation within 12 months from the end of the reporting period.
- (12) Chiswick Riverside LLP was incorporated on 3 August 2021 as a limited liability partnership between the Foundation and The CH Foundation (UK) and holds UK investment property.

14 (b) Programme Related Investments

The Foundation classified these investments as a Programme related investments ("PRI"), as the primary motivation for making the investment is not financial, but to further the objects of the Foundation.

The Foundation invested US\$0.3m (2021: US\$0.4m) in programme related investment funds during the year. These investments support the charitable objectives of the Foundation. The Foundation committed US\$23.8m, of which US\$0.3m (2021: US\$0.6m) remains outstanding to be drawn down as at 31 December 2022.

In 2021, the Foundation committed to loan US\$3m to a non-profit organisation to assist funding for a charitable programme which is aligned to the charitable objectives of the Foundation. The loan was originally contracted at 0% interest rate, however US\$nil (2021: US\$3m) remains outstanding as at 31 December 2022. The loan was repaid during 2022.

14 (c) Mixed Motive Investments

The Foundation classified these investments as a Mixed Motive Investments ("MMI"), as the investments furthers CIFF's charitable aims as well as anticipate financial returns. In accordance with CC14 (Charities and investment matters: a guide for trustees), the Foundation considered the level of private benefit to third parties created by investing to be reasonable and appropriate.

The Foundation invested US\$10.7m (2021: US\$22.2m) towards Mixed motive investments in funds. The Foundation invests in early-stage companies that have the potential and the high-level ability to address global health challenges along with climate and food and nutrition issues which are consistent with the charity's objectives. The Foundation committed US\$76.0m (2021: US\$76.0m) towards mixed motive investments, of which US\$32.8m (2021: US\$43.3m) remains outstanding to be drawn down as at 31 December 2022.

14 (d) Investment Funds

As at 31 December 2022, unquoted investments of US\$30k (2021: US\$46.5m) included an investment fund investing in development properties in India, which was written down to \$nil during the year (2021: \$43.9m). The properties are being constructed for sale.

Where the underlying assets are under construction, the fair value of the investment cannot be reliably determined, the directors are required to make their best estimate of the fair value. Where sufficient progress has been made such that a readily ascertainable market value can be obtained for the underlying assets, the investment fund is valued at fair value. Fair value is determined using a combination of valuation methodologies, including comparable precedent transactions and discounted cash flows. Key sensitivities include timing of future cash flows and the discount rate used to determine the net present value of future cash flows.

Unquoted investments also comprised US\$30k (2021: US\$2.6m) of investments in underlying assets held within an unquoted investment fund. The investments are held at market value based on the valuation report supplied by the investment fund as at 31 December 2022 with any gains and losses being taken to the SOFA.

14 (e) Loans to subsidiary

The Foundation holds a loan of US\$5.07 billion (2021: US\$5.93 billion) to CIFF Capital. The Foundation is the sole limited partner of CIFF Capital and is the only partner entitled to any return from, or share in the investment assets of CIFF Capital.

15. KEY INVESTMENTS AND UNCERTAINTIES

For Investments in the Group held at fair value, the Group note there may be unobservable inputs in the valuation of these investments outlined below.

The following table presents additional information about valuation techniques and significant unobservable inputs used for unlisted assets and liabilities, which are measured at fair value, as at 31 December 2022 and as at 31 December 2021:

31 December 2022					
Asset category	Valuation method	Fair value at 31 December 2022 US\$ '000	Significant unobservable input	Range of estimated (weighted average) for unobservable input	Sensitivity to changes in significant unobservable input
Loans	Discounted cash flow	1,009,917	Discount rate	6.86% to 17.71%	An increase in the discount rate would result in a lower fair value
31 December 2021					
Asset category	Valuation method	Fair value at 31 December 2021 US\$ '000	Significant unobservable input	Range of estimated (weighted average) for unobservable input	Sensitivity to changes in significant unobservable input
Loans	Discounted cash flow	1,554,960	Discount rate	6.81% to 19.26%	An increase in the discount rate would result in a lower fair value
Investment Funds	Discounted cash flow	57,575	Weighted Discount rate	18%	An increase in the discount rate would result in a lower fair value

When determining fair value, the Group uses valuation techniques that maximise the use of observable inputs and minimise the use of unobservable inputs. The valuation techniques used by the Group to determine the fair value are considered to be an income approach.

The income approach provides an estimation of the fair value of an investment based on expectations about the cash flows that the investment would generate over time. The Group used the yield calibration method to derive the discount rates of the loan investments. In applying the Yield calibration method, discount rate is determined by first estimating the implied yield-to-maturity, yield-to-exit, or yield-to-worst as of the latest date where the loan investment was involved in an arm's length transaction (the "Transaction Date"). The yield as of the Transaction Date provides an observable measurement of compensation a market participant requires to hold a security. Qualifying transactions often consist of: (1) the initial primary market transaction, (2) secondary transactions and (3) amendments where the investment was re-priced. In addition, inputs used under the yield calibration method include assessment of the credit spread of comparable securities and indices and changes in credit quality of the borrower as at 31 December 2021 and 2022.

Although the Group believes that its estimates of fair value are appropriate, the use of different methodologies or assumptions could lead to different measurements of fair value.

The Group believes that use of different methodologies or assumptions in determining the fair value of the above financial instruments would result to immaterial changes in fair value.

The Group's reporting systems and the nature of the instruments and the valuation models do not allow it to accurately analyse the total annual amounts of gains/losses that are attributable to observable and unobservable inputs.

16. FINANCIAL RISK MANAGEMENT

Principles of Risk Management

The Group's investment programme seeks to maximise the returns derived for the level of risk to which the Group is exposed and seeks to minimise potential adverse effects on the Group's financial performance (the "Investment Programme").

The Group has appointed an Investment Manager to provide investment management services in relation to the portfolio of investments it holds. These services, as part of the investment management agreement (the "Investment Management Agreement"), include monitoring and managing the risks associated with holding such investments through the application of the Investment Programme as agreed with the Foundation's Trustees.

The Group's Investment Programme seeks to diversify its investments across a range of asset classes, industry sectors, and counterparties, and also to limit the use of leverage and off balance sheet commitments.

All investments present a risk of loss of capital. The maximum loss of capital on long equity and debt securities is limited to the fair value of those positions. The maximum loss of capital on investments carried at amortised cost is the carrying value of those investments as well as any associated accrued interest receivable. On written call options, short positions on equity and debt sold short the maximum loss of capital can be unlimited. The maximum loss of capital on written put options, equity swaps and forward foreign exchange contracts is limited to the notional contract values of those positions. For loans and securities which incorporate a future commitment there is a risk of loss of capital in excess of the carrying amount of those positions on the Consolidated Balance Sheet. The Group may be obliged to settle these commitments at a time when the investment is impaired and therefore the maximum additional loss is the total amount of commitments as disclosed in Note 23.

The Group is exposed to operational risks such as settlement and custody risk. Custody risk is the risk of loss of financial assets and liabilities held in custody occasioned by the insolvency or negligence of the custodian. Settlement risk is the risk that a counterparty does not deliver a security or its value in cash as agreed when the security was traded after the Group has already delivered security or cash as per the trade agreement. Although an appropriate legal framework is in place that reduces the risk of loss of value of the financial assets and liabilities held by the custodian or counterparty, in the event of its failure, any cash balances held by the Group are at risk of being lost and the ability of the Group to transfer securities might be temporarily impaired.

With respect to the privately placed loan agreements the Group is exposed to a wide variety of operational risks specific to such investments. These risks are mitigated by the engagement of industry experts, legal advisors and independent loan servicing agents during the pre-commitment due diligence process and throughout the life of the deal.

The Group invests in readily tradeable equity securities and forward foreign exchange contracts. These investments are generally traded in active secondary markets and the time taken to exit a position and the value received would depend upon factors including the size of the position relative to the total issue size, the daily average traded volume and the prevailing market trends of the period in which the trade is executed. The Group also invests in privately traded equity securities, bank debt and loans. The market for these types of investments is illiquid and secondary market transactions are infrequent. It is more difficult to predict the time and exit price of these type of investments.

The Group's activities expose it to a variety of financial risks: market risk (including other price risk, interest rate risk and foreign currency risk), credit risk and liquidity risk. In accordance with the Investment Programme, the Investment Manager uses different methods to measure and manage the various types of risk to which the Group's investments are exposed; these methods are explained below.

The outbreak of Covid-19 was declared a Public Health Emergency of International Concern by the World Health Organization in January 2020. During 2022, with the lifting of public restrictions across US and Western Europe, Covid-19 is not expected to have a significant impact on the portfolio going forward.

The Investment Manager conducts regular reviews of the loans and engages with the loan servicer to monitor progress, and may also seek expert third party opinions where required. The Trustees gain assurance from the Investment Manager through the regular review meetings, as well as the collateral assessments that are carried out on an annual basis.

Furthermore, the Group's policy is to manage price and credit risk through diversification and selection of securities and other financial instruments within specified limits set in the Investment Programme.

Market Risk

(a) Price risk

The Group is exposed to securities price risk and derivative price risk. This arises from investments held by the Group for which prices in the future are uncertain. Where non-monetary financial instruments such as equity securities are denominated in currencies other than the US dollar, the price initially expressed in foreign currency and then converted into US dollar will also fluctuate because of changes in foreign exchange rates. Paragraph (b) 'Foreign exchange risk' sets out how this component of price risk is managed and measured.

The Group's policy is to manage price risk through diversification and selection of securities and other financial instruments within specified limits set by the directors of the General Partner of Cliffe Capital in the Investment Programme. The Investment Programme contains restrictions on overall market exposure (the "Exposure Policy"). The Exposure Policy regarding overall exposure states that market exposure shall not exceed 100% of the Reference NAV.

The use of the term "Reference NAV" within the risk management policies refers to the value of the net assets of the Group. The Investment Programme seeks to manage the Group's exposure to price risk by analysing the investment portfolio by industrial sector.

The table below is a summary of the sector exposures which are included in the Reference NAV for the purpose of monitoring the investment restrictions.

Sector	% of Reference NAV	
	31 December 2022	31 December 2021
Industrials	41.7%	34.0%
Real estate loans	19.3%	24.6%
Information technology	14.4%	12.2%
Financials	13.2%	6.6%
Consumer discretionary	0.0%	6.5%
Other	8.4%	11.2%
	97.0%	95.1%

The paragraph below summarises the sensitivity of the Group's equity (the "Equity Investments") to equity price movements, derived by regressing the daily returns of the Group's Equity Investments against the daily returns of the MSCI World Equity Index including net dividends reinvested (the "Index") (Bloomberg ticker "NDDUWI"), and including the effect of movements in foreign currency exchange rates on equity prices, as at 31 December 2022 and 31 December 2021.

The analysis uses the arithmetic mean of the absolute one year moves of the Index aligned with the Group's financial year as an estimate for the reasonably possible annual move in global equity prices. For 31 December 2022 this is 21.09% (2021: 11.3%). This represents the best estimate of a reasonable possible shift in the Index over a period of one year, having regard to the historical volatility of the index. As at 31 December 2022, the exposure of the Group to Equity Investments was US\$3,932,409k (2021: US\$4,208,233k).

In 2022, the beta of the Group's Equity Investments against movements in the Index was 0.63 (2021: 0.54). The figures below give an estimation of a reasonable possible change in the fair value of the Group's Equity Investments over the period of one year, using the beta value stated above.

	2022 US\$ '000	2021 US\$ '000
Predicted effect on the Group's Equity Investments of an increase in the index	522,444	258,106
Predicted effect on the Group's Equity Investments of a decrease in the index	(522,444)	(258,106)

The Index has been used as the reference point in determining the effect of price risk only. The Investment Manager does not manage the Group's investment strategy to track this index or any other index or external benchmark. The sensitivity analysis presented is based upon the Equity Investments composition as at 31 December 2022 and 31 December 2021 and the historical correlation of the returns from the securities comprising the Equity Investments to the Index returns. The composition of the Group's Equity Investments, and the correlation thereof to the Index, is expected to change over time. The sensitivity analysis prepared as at 31 December 2022 and 31 December 2021 is not necessarily indicative of the effect on the Group's investments of future movements in the level of the Index.

(b) Foreign currency risk

The Group operates internationally and holds both monetary and non-monetary assets denominated in currencies other than its functional currency, the US dollar. Foreign currency risk as defined, arises as the value of future transactions, recognised monetary assets and monetary liabilities denominated in other currencies fluctuate due to changes in foreign exchange rates. The table below shows the concentration of assets and liabilities denominated in currencies other than the US dollar at 31 December 2022 and 2021 and has been analysed between monetary and non-monetary items.

31 December 2022		Non	Currency	Net
Currency	Monetary	Monetary	forward	exposure
	US\$ '000	US\$ '000	US\$ '000	US\$ '000
Australian Dollar	-	-	-	-
Canadian Dollar	617	705,903	(546,754)	159,766
Chinese Renminbi	324	-	-	324
Euro	231,396	1,541,017	(1,214,681)	557,732
Indian Rupee	623	-	-	623
Japanese Yen	-	-	-	-
Kenyan Shilling	167	-	-	167
Pound Sterling	98,655	-	(280,894)	(182,239)
Swiss Franc	326	-	(14,843)	(14,517)
New Taiwan Dollar	-	-	-	-
Poland Zloty	-	-	(43,995)	(43,995)

31 December 2021

	Monetary	Non	Currency	Net
Currency	US\$ '000	Monetary	forward	exposure
	US\$ '000	US\$ '000	US\$ '000	US\$ '000
Australian Dollar	-	-	(17,777)	(17,777)
Canadian Dollar	662	710,460	(548,063)	163,059
Chinese Renminbi	189	-	-	189
Euro	393,070	1,495,862	(1,443,761)	445,171
Indian Rupee	987	-	-	987
Japanese Yen	-	-	(2,229)	(2,229)
Kenyan Shilling	92	-	-	92
Pound Sterling	189,057	-	(504,636)	(315,579)
Swiss Franc	330	-	(15,512)	(15,182)
New Taiwan Dollar	-	(222)	-	(222)
Poland Zloty	-	-	(46,190)	(46,190)

The following table shows the 260 day historical volatility rates between the US dollar and a range of currencies. These rates provide a best estimate of a potential move in the exchange rate over a period of 12 months as at the statement of financial position date.

	2022%	2021%
Historical volatility rates	13.66	9.00
Australian Dollar	8.37	7.01
Canadian Dollar	-	-
Chinese Renminbi	10.06	5.72
Euro	-	-
Indian Rupee	12.08	5.54
Japanese Yen	-	-
Kenyan Shilling	12.49	6.53
Pound Sterling	9.35	6.51
Swiss Franc	5.18	3.38
New Taiwan Dollar	15.46	8.71
Poland Zloty		

The following table summarises the amount of the increase/(decrease) in net assets arising from an increase/ (decrease) of the exchange rate in line with the above volatility rates, with all other variables held constant. The analysis below presents the changes in net assets for each currency in their absolute values.

	2022	2021
Change in net assets	US\$ '000	US\$ '000
Australian Dollar	-	(1,600)
Canadian Dollar	13,372	11,430
Chinese Renminbi	-	-
Euro	56,108	25,464
Indian Rupee	-	-
Japanese Yen	-	(123)
Kenyan Shilling	-	-
Pound Sterling	(22,762)	(20,607)
Swiss Franc	(1,357)	(988)
New Taiwan Dollar	-	(8)
Poland Zloty	(6,802)	(4,023)

(b) Foreign currency risk(continued)

The objective of the Group's currency risk management policy is to allow the Group to retain its purchasing power and minimise the risk that its purchasing power is reduced as a result of foreign exchange rate fluctuations. The investment process focuses on fundamental and systematic factors. The Investment Manager monitors the currency risk on an ongoing basis and reports to the Finance, Audit and Investment Committee on a quarterly basis.

(c) Interest rate risk

The Group holds liquid, interest-bearing assets and liabilities such as cash and brokerage accounts, where changes in interest rates would change the amount of interest received or paid in relation to these balances.

The Group's investments in loans are carried at fair value. In determining fair value, the Group uses discounted cash flow techniques and recognises income at a rate based upon the effective interest rate of all expected cash flows over the life of the loan. For all loan investments, the discount rate used in the fair valuation model is calibrated against movements in market interest rates and changes in credit quality of the borrower.

The following table summarises the Group's exposure to interest rates. It includes the Groups asset and liabilities, categorised by the earlier of contractual re-pricing and maturity dates. The sensitivity analysis presented is based upon the composition of the Group's asset and liabilities at 31 December 2022 and 31 December 2021 and is not necessarily indicative of the effect on the Group's asset and liabilities of future movement in interest rates.

	< 3 months	3 months - 1 year	> 1 year	Non- interest rate sensitive	Non- interest bearing	Total
31 December 2022	US\$ '000	US\$ '000	US\$ '000	US\$ '000	US\$ '000	US\$ '000
Cash at bank and in hand	181,738	-	-	-	-	181,738
Cash pledged as collateral	332	-	-	-	-	332
Investment assets/(liabilities)	-	-	-	1,009,917	4,108,950	5,118,867

	< 3 months	3 months - 1 year	> 1 year	Non- interest rate sensitive	Non- interest bearing	Total
31 December 2021	US\$ '000	US\$ '000	US\$ '000	US\$ '000	US\$ '000	US\$ '000
Cash at bank and in hand	424,160	-	-	-	-	424,160
Cash pledged as collateral	14,770	-	-	-	-	14,770
Investment assets/(liabilities)	-	-	-	1,554,960	4,344,161	5,899,121

Credit risk

The Group is exposed to credit risk, which is the risk that one party to a financial instrument will cause a financial loss for the other party by failing to discharge an obligation. The Group is also exposed to concentration risk and reviews the credit concentration of debt securities held based on counterparties and industries.

The Group's approach to managing credit risk recognises that there is a risk of adverse financial impact resulting from fluctuations in credit quality of third parties including default, rating transition and credit spread movements. The Group's credit risks arise principally through exposures to corporate debt investments, loans, bank deposits, and derivative counterparties.

All of the loan investments held by the Group are secured in most cases against physical assets including real estate and property. The value of the security relating to a loan investment may become equal to or less than the value of the loan that it secures. Accordingly, in the event of a default the Group may incur a loss after all costs relating to obtaining and selling secured assets have been taken into account. Although the Group monitors the value of the secured assets on a periodic basis, as there is no active market for the positions, their risk is managed on an exposure basis, with not more than 55% of the Reference NAV to be drawn under loans classified as Real Estate Debt (as outlined in the Investment Management Agreement). Due to the illiquid nature of such loans and the variety of risks attached including property development and concentration risk, significant losses could arise.

Loans

At 31 December 2022, the Group held investments in loans valued at US\$1,009,917k (2021: US\$1,554,960k). The key risk relating to each of these loans is the possibility that the borrower will not repay the interest and principal relating to the loan in full. To protect the Group against this possibility of default, security is sought from the borrower over assets worth more than the value of the loan outstanding. This security normally takes the form of prime real estate assets in developed markets. The Group monitors the value of the assets pledged as security by engaging independent experts to provide valuations on the assets on a periodic basis and considers metrics such as loan-to-value or loan-to-commitment ratio.

Through the assets against which the loans are secured, the Group has an indirect exposure to reductions in asset valuations as a result of a market crash or other tail events. This may result in the amount lent under a loan being greater than the value of the secured assets and increase the probability of the loans going into default.

The Group is also protected by covenants built into its loan agreements which require immediate repayment in the event that the borrower breaches certain covenants. These are agreed on a loan-by-loan basis at the origination of each deal and may include metrics such as loan-to-value ratio, interest cover and other performance based metrics. As of 31 December 2022, the borrowers under a privately placed loan investment held by a ClIFF subsidiary was in breach of its loan covenants (2021: one loan). The subsidiary has reserved its rights against the borrower with regard to the breaches, and has chosen not to accelerate the loan but will continue to work with the borrower in order to allow for the ongoing sale of residential units and the resulting pay-down of the loan.

The privately placed loan investment held by 86th Street Lender LLP was disposed on 10 March 2022. As a result of this disposal, on 10 March 2022, ClIFF Capital received a distribution of US\$56,505,602. There is a claim against the guarantors for the remaining amount.

The Group also seeks to obtain certain guarantees from credit worthy affiliates of the borrower. Guarantees for 'completion', 'carry' and 'recourse obligations' guarantee (i) the lien-free completion of the relevant project (or the payment of an equivalent amount to the lender to allow it to complete), (ii) the payment of carry costs until the earlier of loan repayment and completion (including interest and costs) and (iii) any losses incurred by the lender as a result of specified acts of the borrower or related parties. The relevant guarantors are usually required to satisfy a minimum net worth and liquidity covenant.

Counterparty credit risk

The Group is also exposed to counterparty credit risk through the trading of derivative products, cash and cash equivalents, cash pledged as collateral, amounts due from brokers and other receivable balances. One element of counterparty credit risk is the monitoring of the credit ratings of parties where all material amounts due from brokers, cash and short-term deposits are held by parties with a credit rating A1/A.

The analysis below summarises the Group's exposure by counterparty credit rating at 31 December 2022:

Counterparty	Credit rating at 31 December 2022		Credit exposure 31 December 2022	% of Assets
	(Moody's)	(S&P)	US\$ '000	
HSBC Bank Plc	A1	A+	159,138	2.99%
JP Morgan Chase	Aa2	A+	25,017	0.47%
UBS AG	Aa3	A+	54	-
Barclays Bank	A1	A	-	-
ABSA Group Limited	Ba3	zaAA	167	-
Wells Fargo Bank N.A.	Aa2	A+	-	-
Citico Bank Nederland NV	N/A	N/A	217	-
Awash Bank	N/A	N/A	22	-
			184,615	3.46%

The analysis below summarises the Group's exposure by counterparty credit rating at 31 December 2021:

Counterparty	Credit rating at 31 December 2021		Credit exposure 31 December 2021	% of Assets
	(Moody's)	(S&P)	US\$ '000	
HSBC Bank Plc	A1	A+	415,305	6.53%
JP Morgan Chase	Aa2	A+	9,636	0.15%
UBS AG	Aa3	A+	32	-
Barclays Bank	A1	A	9,670	0.15%
ABSA Group Limited	Ba1	zaAA	92	-
Wells Fargo Bank N.A.	Aa2	A+	2	-
Citico Bank Nederland NV	N/A	N/A	181	-
Awash Bank	N/A	N/A	7	-
			434,925	6.83%

Credit risk is also managed by a policy contained in the Investment Programme to maintain exposures to any one counterparty to less than 15% of its Reference NAV.

In the event of any breach of the above restrictions not remedied within 3 business days of the date of such breach, the Foundation management shall in their sole discretion determine the action and will seek to achieve, where practicable, a rectification of the breach within a reasonable timeframe and/or a commercial economic advantage.

In addition, the Group also restricts its exposure to credit losses on the trading derivative instruments it holds by including netting agreements with counterparties (approved brokers) with whom it undertakes a significant volume of transactions. These netting provisions do not result in an offset on the Consolidated Balance Sheet, as transactions are usually settled on a gross basis. However, the credit risk associated with favourable contracts is reduced by netting to the extent that if an event of default occurs, all amounts with the counterparty are terminated and settled on a net basis.

The Group's overall exposure to credit risk on derivative instruments subject to a netting arrangement can change substantially within a short period, as it is affected by each transaction subject to the arrangement.

All transactions in listed securities are settled/paid for upon delivery using approved brokers. The risk of default is considered minimal, as delivery of securities sold is only made once the counterparty has received payment. Payment is made on a purchase once the securities have been received by the Group. The trade will fail if either party fails to meet its obligation.

The Group has appointed HSBC Bank plc ("HSBC") as custodian and prime broker and provider of other services (including financing) under the terms of the HSBC Prime Custody Agreement. HSBC will act as banker, custodian and prime broker of the cash and securities delivered to HSBC and will be responsible for receipt and disbursement of cash on behalf of the Group, for the receipt and safe custody and registration of securities of the Group and for the transfer of securities for the Group. The Group has both a custody and collateral account with HSBC. HSBC will also provide financing and securities lending to the Group pursuant to the HSBC Prime Custody Agreement. The collateral required to support any financing, securities lending or other exposure of HSBC to the Group will be held in the collateral account with HSBC in the name of the Group. At 31 December 2022, 98% (2021: 99%) of cash and cash pledged as collateral and investments were placed in custody with HSBC.

The Group has also appointed UBS as a prime broker and custodian. The prime brokerage agreement with UBS AG states that the counterparty has the right to utilise, re-hypothecate or otherwise appropriate the Group's assets subject to a limit equal to 100% of the indebtedness of the Group to the counterparty. The agreement also includes a net settlement provision in the event of an end to the prime brokerage agreement.

The Group has a global custody agreement with JP Morgan which gives JP Morgan a lien over and right of set-off against the assets held by it for the Group.

Liquidity risk

Liquidity risk is the risk that the Group may be unable to generate sufficient cash resources to settle its obligations in full as they fall due or can only do so on terms that are materially disadvantageous. The Group is exposed to the daily settlement of margin calls on derivatives and settlement of funding requests on loans with an unfunded commitment (see Note 2(f) accounting policy on "Unfunded Commitments" for further details).

The Investment Manager monitors the Group's liquidity position on a daily basis, and in accordance with agreed risk framework reports to the Group on a monthly basis. The liquidity report has been designed to confirm that the Group has sufficient resources to cover projected outflows in a stress scenario given preset liquidity haircuts for each asset class.

As part of the management of liquidity risk, the Investment Programme prescribes a limit to the amount of unfunded commitments as a certain percentage of its Reference NAV.

The Group's main sources of liquidity are listed equity securities, actively traded corporate debt and cash deposits. The asset class investment restrictions ensure a proportion of the Group's assets are invested in these types of assets, which can be readily disposed.

The Group may also invest in derivative contracts that are traded over-the-counter, debt securities and unlisted equity investments that are not traded in an active market. As a result, the Group may not be able to quickly liquidate these investments at an amount close to their fair value to meet its liquidity requirements, or be able to respond to specific events such as deterioration in the creditworthiness of any particular issuer.

The below tables analyse the Group's financial liabilities into relevant maturity groupings based on the remaining period at the Balance Sheet date to the maturity date.

Group	Less than 1 month US\$ '000	1 to 3 months US\$ '000	3 months to 1 year US\$ '000	1 to 5 years US\$ '000	More than 5 years US\$ '000	Total US\$ '000
31 December 2022						
Creditors: amounts falling due within one year	172,647	3,032	35,274	-	-	210,953
Creditors: amounts falling due in more than one year	-	-	-	147,973	-	147,973
Total liabilities	172,647	3,032	35,274	147,973	-	358,926

Group	Less than 1 month US\$ '000	1 to 3 months US\$ '000	3 months to 1 year US\$ '000	1 to 5 years US\$ '000	More than 5 years US\$ '000	Total US\$ '000
31 December 2021						
Creditors: amounts falling due within one year	201,925	25,759	29,665	-	-	257,349
Creditors: amounts falling due in more than one year	-	-	-	223,865	-	223,865
Total liabilities	201,925	25,759	29,665	223,865	-	481,214

Uncertain liabilities, which are not recognised on the Balance Sheet, are not included in the table above for the purpose of analysing the Foundation liquidity risk.

Uncertain liabilities

As disclosed in Note 14, the Group has invested in loans and securities which incorporate an uncertain commitment that it may be obliged to pay at a future date. The likelihood that these commitments are paid by the Group is unknown at the balance sheet date. The total uncertain commitments as at 31 December 2022 have been estimated as US\$462,973k (2021: US\$629,904k).

17. DEBTORS

	Group 31 Dec 2022 US\$ '000	Group 31 Dec 2021 US\$ '000	Foundation 31 Dec 2022 US\$ '000	Foundation 31 Dec 2021 US\$ '000
Dividends receivable	734	1,616	-	-
Amounts due from brokers	3,790	3,481	-	-
Other debtors	1,478	8,706	496	240
Amounts due from related parties	-	-	4,540	2
Prepayments	822	768	461	751
Total	6,824	14,571	5,497	993

The amounts due from brokers includes cash from forward foreign exchange contracts closed but awaiting settlement, cash from trades sold but which have not yet settled and interest receivable.

18. CASH AT BANK AND IN HAND

Cash at bank includes amounts due from the Group's custodian and other counterparties, on demand and interest bearing deposits with original maturities of less than 3 months.

Cash pledged as collateral includes collateral balances held at year end with the Group's custodian and prime broker and other counterparties. The use of these amounts is restricted based upon the Group's contractual margin exposures at the year end date.

The total of cash at bank and cash pledged as collateral is shown on the face of the Consolidated Balance Sheet and the movement reflected within the Consolidated Cash Flow Statement.

The following table shows the breakdown of the amounts with custodians and other counterparties as at 31 December 2022:

Group	Cash and cash equivalents 31 Dec 2022 US\$ '000	Cash pledged as collateral 31 Dec 2022 US\$ '000	Cash at bank and in hand 31 Dec 2022 US\$ '000	Amounts due from brokers 31 Dec 2022 US\$ '000	Amounts due to brokers 31 Dec 2022 US\$ '000	Net counterparty position 31 Dec 2022 US\$ '000
Custodian and prime broker						
HSBC Bank Plc	156,261	332	156,593	3,790	(1,245)	159,138
Other counterparties						
JP Morgan Chase	25,017	-	25,017	-	-	25,017
UBS AG	54	-	54	-	-	54
Barclays Bank	-	-	-	-	-	-
ABSA Group Limited	167	-	167	-	-	167
Wells Fargo	-	-	-	-	-	-
Citico Bank Nederland NV	217	-	217	-	-	217
Awash	22	-	22	-	-	22
Total	181,738	332	182,070	3,790	(1,245)	184,615

The following table shows the breakdown of the amounts with custodians and other counterparties as at 31 December 2021:

Group	Cash and cash equivalents 31 Dec 2021 US\$ '000	Cash pledged as collateral 31 Dec 2021 US\$ '000	Cash at bank and in hand 31 Dec 2021 US\$ '000	Amounts due from brokers 31 Dec 2021 US\$ '000	Amounts due to brokers 31 Dec 2021 US\$ '000	Net counterparty position 31 Dec 2021 US\$ '000
Custodian and prime broker						
HSBC Bank Plc	404,540	14,770	419,310	3,481	(7,486)	415,305
Other counterparties						
JP Morgan Chase	9,636	-	9,636	-	-	9,636
UBS AG	32	-	32	-	-	32
Barclays Bank	9,670	-	9,670	-	-	9,670
ABSA Group Limited	92	-	92	-	-	92
Wells Fargo	2	-	2	-	-	2
Citico Bank Nederland NV	181	-	181	-	-	181
Awash	7	-	7	-	-	7
Total	424,160	14,770	438,930	3,481	(7,486)	434,925

The following table shows the breakdown of the cash and cash equivalents of the Foundation held with counterparties as at year end:

Foundation	Cash and cash equivalents 31 Dec 2022 US\$ '000	Cash and cash equivalents 31 Dec 2021 US\$ '000
HSBC Bank plc	42,942	44,884
JP Morgan Chase	19,623	9,631
ABSA Bank	167	92
Barclays Bank plc	-	9,670
Awash Bank	20	7
	62,752	64,284

19. CREDITORS: amounts falling due within one year

	Group 31 Dec 2022 US\$ '000	Group 31 Dec 2021 US\$ '000	Foundation 31 Dec 2022 US\$ '000	Foundation 31 Dec 2021 US\$ '000
Amounts due to brokers	1,245	7,486	-	-
Grants	158,886	172,777	158,886	172,777
Creditors	6,399	46,638	6,116	1,136
Loans	-	-	-	569,992
Derivative financial instrument liabilities	14,430	17,646	-	-
Accruals and deferred income	29,880	12,618	11,195	12,575
Taxes and social security costs	113	184	113	184
	210,953	257,349	176,310	756,664

The amounts due to brokers include cash from trades purchased which have not yet settled and cash for forward foreign exchange contracts closed but awaiting settlement.

20. CREDITORS: amounts falling due after one year

	Group 31 Dec 2022 US\$ '000	Group 31 Dec 2021 US\$ '000	Foundation 31 Dec 2022 US\$ '000	Foundation 31 Dec 2021 US\$ '000
Creditors payable between 1 and 2 years	75,973	79,266	72,000	73,000
Creditors payable between 2 and 5 years	72,000	144,599	72,000	144,000
Creditors payable after 5 years	-	-	-	-
	147,973	223,865	144,000	217,000

21. MOVEMENT IN FUNDS

Group	Balance as at 31 Dec 2021 US\$ '000	Incoming Resources US\$ '000	Resources Expended US\$ '000	Investment gains/(losses) US\$ '000	FX gains/ (losses) US\$ '000	Exchange difference reserve US\$ '000	Transfer between funds ² US\$ '000	Balance as at 31 Dec 2022 US\$ '000
Unrestricted: ⁽¹⁾								
Income funds	-	-	(488,401)	-	(971)	-	489,372	-
Designated funds	950,853	-	-	-	-	-	(36,532)	914,321
Restricted income funds	8,099	20,756	(17,554)	-	-	-	(3,074)	8,227
Expendable endowment fund	4,922,190	51,101	-	(477,397)	-	(10,014)	(449,766)	4,036,114
Total funds	5,881,142	71,857	(505,955)	(477,397)	(971)	(10,014)	-	4,958,662

Group	Balance as at 31 Dec 2020 US\$ '000	Incoming Resources US\$ '000	Resources Expended US\$ '000	Investment gains/(losses) US\$ '000	FX gains/ (losses) US\$ '000	Exchange difference reserve US\$ '000	Transfer between funds ² US\$ '000	Balance as at 31 Dec 2021 US\$ '000
Unrestricted: ⁽¹⁾								
Income funds	-	-	(844,684)	-	(456)	-	845,140	-
Designated funds	642,579	-	-	-	-	-	308,274	950,853
Restricted income funds	6,711	4,290	(2,902)	-	-	-	-	8,099
Expendable endowment fund	5,356,222	24,468	-	694,914	-	-	(1,153,414)	4,922,190
Total funds	6,005,512	28,758	(847,586)	694,914	(456)	-	-	5,881,142

(1) Reserves retained by subsidiary undertakings and general unrestricted funds are disclosed in total in the tables above and total US\$90,290k (2021: US\$135,653k).

(2) Transfers between funds relate to transfers from the expendable endowment to meet charitable expenditure and reflect funds earmarked to fund approved multi-year programmes.

Foundation	Balance as at 31 Dec 2021 US\$ '000	Incoming Resources US\$ '000	Resources Expended US\$ '000	Investment gains/(losses) US\$ '000	FX gains/ (losses) US\$ '000	Transfer between funds US\$ '000	Balance as at 31 Dec 2022 US\$ '000
Unrestricted							
Income funds	-	30,861	(474,453)	-	(1,118)	444,710	-
Designated funds	950,853	-	-	-	-	(36,532)	914,321
Restricted income funds	-	20,756	(17,554)	-	-	(3,202)	-
Expendable endowment fund	4,930,877	-	-	(480,288)	-	(404,976)	4,045,613
Total funds	5,881,730	51,617	(492,007)	(480,288)	(1,118)	-	4,959,934

Foundation	Balance as at 31 Dec 2020 US\$ '000	Incoming Resources US\$ '000	Resources Expended US\$ '000	Investment gains/(losses) US\$ '000	FX gains/ (losses) US\$ '000	Transfer between funds US\$ '000	Balance as at 31 Dec 2021 US\$ '000
Unrestricted							
Income funds	-	11,428	(825,312)	-	(261)	814,145	-
Designated funds	642,579	-	-	-	-	308,274	950,853
Restricted income funds	-	4,290	(4,290)	-	-	-	-
Expendable endowment fund	5,361,390	-	-	691,906	-	(1,122,419)	4,930,877
Total funds	6,003,969	15,718	(829,602)	691,906	(261)	-	5,881,730

As at 31 December 2022, the Trustees have allocated US\$914,321k (2021: US\$950,853k) of reserves as designated funds which represents funds that may be called upon to be disbursed to multi-year programmes.

22. ANALYSIS OF NET ASSETS BETWEEN FUNDS

The table below presents the allocation of the group balance sheet across the three different categories of funds. For further details of the funds, refer to page 37.

	Expendable Endowment US\$ '000	Unrestricted Funds- Designated US\$ '000	Restricted Funds US\$ '000	Total 31 Dec 2022 US\$ '000	Total 31 Dec 2021 US\$ '000
Intangible assets	-	500	-	500	500
Tangible assets	-	1,114	8,213	9,327	9,234
Investments	4,098,099	1,020,768	-	5,118,867	5,899,121
Other assets	120,631	68,249	14	188,894	453,501
Liabilities	(182,616)	(176,310)	-	(358,926)	(481,214)
	4,036,114	914,321	8,227	4,958,662	5,881,142

23. COMMITMENTS

At 31 December 2022, the Group had outstanding commitments of US\$32,756k (2021: US\$43,347k) in relation to the unquoted investments held within the investment portfolio.

The Group has also invested in loans which incorporate an uncertain commitment that it may be obliged to pay at a future date. The likelihood that these commitments are paid by the Group is unknown at the balance sheet date. The total uncertain commitments as at 31 December 2022 have been estimated as US\$462,973k (2021: US\$629,904k).

The investment commitments are funded by the Foundation and are spread out over the life of the investments.

24. OPERATING LEASES

The total rent charged as an expense in the SOFA, is disclosed below:

	Group Year ended 31 Dec 2022 US\$ '000	Group Year ended 31 Dec 2021 US\$ '000	Foundation Year ended 31 Dec 2022 US\$ '000	Foundation Year ended 31 Dec 2021 US\$ '000
Rent	1,588	1,716	1,583	1,711

The Group had commitments to future minimum lease payments under non cancellable operating leases at the year end as follows:

	Group 31 Dec 2022 US\$ '000	Group 31 Dec 2021 US\$ '000	Foundation 31 Dec 2022 US\$ '000	Foundation 31 Dec 2021 US\$ '000
Land and Building				
Less than one year	1,337	1,429	1,331	1,423
Between one and five years	3,681	3,886	3,675	3,875
More than five years	-	447	-	447
	5,018	5,762	5,006	5,745

Includes a commitment under an operating lease with TCI Fund Management (UK) Limited to pay rentals during the period following the period of these accounts of US\$683k (2021: US\$765k) and US\$2,449k between one and five years following the period of these accounts (2021: US\$3,062k).

The total rental income included within the SOFA, is disclosed below:

	Group 31 Dec 2022 US\$ '000	Group 31 Dec 2021 US\$ '000	Foundation 31 Dec 2022 US\$ '000	Foundation 31 Dec 2021 US\$ '000
Rental income	3,961	1,685	-	-

The Group is a lessor of UK investment property. The total non-cancellable future minimum lease payments expected to be received are:

	Group 31 Dec 2022 US\$ '000	Group 31 Dec 2021 US\$ '000	Foundation 31 Dec 2022 US\$ '000	Foundation 31 Dec 2021 US\$ '000
Less than one year	3,965	4,338	-	-
Between one and five years	16,262	18,067	-	-
More than five years	36,282	45,344	-	-
	56,509	67,749	-	-

On 11 August 2021, the Group acquired 98% of the freehold of a property in Chiswick, UK. The freehold acquired is leased to a third party. The lease commenced on 1 July 2008 with a lease term of 25 years and is due to expire on 30 June 2033. It includes a provision for an annual rent review every 13th of July. The rent concession period will end on 13 May 2024 and there will be no change to rental income terms after this date.

25. RELATED PARTIES

Investment Manager

TCI Fund Management Limited ("TCI FM") acts as investment manager to certain members of the Group. TCI FM, and its various group entities, are ultimately controlled by Sir Christopher Hohn, a member and trustee of CIFF.

TCI FM is not entitled to any fee for these investment management services. Further, TCI FM, for itself and on behalf of Sir Christopher Hohn and other parties related to TCI FM and Sir Christopher Hohn, unilaterally waived the right to receive any kind of benefit (whether financial or non-financial but in each case having a monetary value) in respect of the provision of investment management services to CIFF Capital UK LP, which acts as the new main investment holding company of the CIFF Group.

During 2022, an amount of US\$918k (2021: US\$794k) was charged to entities within the Group from TCI FM, in relation to expenses incurred by TCI FM on behalf of the CIFF Group investment portfolio, mainly consisting of research fees incurred by TCI FM for the benefit of CIFF with third parties, of which US\$65k remained payable as at 31 December 2022 (2021: US\$nil).

Furthermore, for the year ended 31 December 2022 CIFF was also charged US\$1,004k (2021: US\$1,144k) by TCI's holding company, TCI Fund Management (UK) Limited, in respect of rent and associated property costs, of which US\$248k remained payable as at 31 December 2022 (2021: US\$nil).

Donations

During 2022, TCI FM made restricted donations of US\$14,560k (2021: US\$2,208k) to support the charitable activities of the Foundation. As at 31 December 2022, TCI FM had committed additional restricted funding of US\$25,704k (2021: US\$18,431k) to be paid in future years and have agreed to donate US\$160m unrestricted funding (2021: US\$nil) to be paid in 2023.

Sir Christopher Hohn is also the founder and trustee of the CH Foundation (UK) which during 2022 made restricted donations to the Foundation of US\$2,854k (2021: US\$1,800k). As at 31 December 2022, the CH Foundation (UK) had committed additional restricted funding of US\$6,256k (2021: US\$9,110k) to be paid in future years.

The remuneration of the Key Management Personnel is set out in Note 10.

Subsidiary director fees

During the year, directors' fees of US\$14k (2021: US\$22k) for Jackie Gilroy were charged to Talos, and fees of US\$135k (2021: US\$133k) for Jackie Gilroy, Sonia Gogna, William Gourlay, Jonathan Watts and Tristan van der Vijver were charged to CIFF GP. No other directors of CIFF subsidiaries were entitled to fees.

Legal fees

During 2021, the Supreme Court ordered the Foundation to pay the legal costs of Dr Marko Lehtimäki, Ms Jamie Copper and the Attorney General arising from their involvement in the proceedings, Lehtimäki and others v Cooper – UKSC 2018/0150. The Foundation settled these orders as follows: an amount of \$1,062k relating to Dr Lehtimäki's costs was paid in January 2022; an amount of \$1,983k relating to Ms Cooper's costs was paid in January 2022; and an amount of £250k has been set aside in reserve in respect of the Attorney General's costs in the event that a claim is made by the Attorney General.

Common trustees

In the normal course of charitable granting, there can be instances where the grants to charities that have trustees in common with the Foundation. The Foundation does not disclose grants to these charities as related party transactions, as the trustees are part of a collective of non-related trustees and are not considered to be in a significant position of influence. The Trustees are satisfied that appropriate procedures are in place to ensure that any potential conflicts of interest are appropriately managed and avoided.

Other transactions with Group companies

The Foundation has taken advantage of the exemption contained in FRS 102, paragraph 33A, not to disclose other transactions with group companies as all are wholly owned subsidiaries of the Foundation and the consolidated financial statements are publicly available. Copies can be requested from the company secretary.

26. SERVICE PROVIDERS

Administrator

Group entities have entered into administration agreements with the Administrator, Citco Fund Services (Ireland) Limited. The Administrator receives from Group entities a monthly administration fee which is calculated as a percentage of Adjusted Assets on a sliding scale. The total administration fee for the year was US\$1,941k (2021: US\$1,984k), of which US\$155k (2021: US\$169k) was payable at year end.

Custodian and Prime Broker

The Group has a custody agreement with HSBC. The Group retains beneficial ownership of assets held by HSBC. Cash and securities deposited with HSBC are repayable on demand. In addition, the Group's cash held with HSBC will be segregated from HSBC's own cash. HSBC is not permitted to utilise, re-hypothecate or otherwise appropriate the assets of the Group, however HSBC will acquire a security interest in any assets that are provided as collateral to HSBC by the Group.

The Group has also appointed UBS as a prime broker and custodian. The prime brokerage agreement with UBS AG states that the counterparty has the right to utilise, re-hypothecate or otherwise appropriate the Group's assets subject to a limit equal to 100% of the indebtedness of the Group to the counterparty. The agreement also includes a net settlement provision in the event of an end to the prime brokerage agreement.

The Group has a global custody agreement with JP Morgan which gives JP Morgan a lien over and right of set-off against the assets held by it for the Group.

Intermediary

AVE Capital Limited (AVE) is engaged to provide intermediary services in relation to bringing together ClIFF Capital and other ClIFF subsidiaries, as the lending party, with third parties, as the borrowing parties, in potential real estate debt transactions pursuant to the terms of an intermediary services agreement signed in October 2020. None of TCI FM, Christopher Hohn or any other parties related to them have any financial interest in AVE. Group entities pay fees to AVE Capital Limited in relation to the intermediary services (the Intermediation Fee). The total Intermediation Fee charged to the SOFA for the year was US\$6,285k (2021: US\$10,805k), with US\$22,548k payable as at 31 December 2022 (2021: US\$41,025k).

Investment Manager

TCI FM is not paid any fee for investment management services to ClIFF. Further, TCI FM, for itself and on behalf of Sir Christopher Hohn and other parties related to the Investment Manager and Sir Christopher Hohn, unilaterally waived the right to receive any kind of benefit (whether financial or non-financial but in each case having a monetary value) in respect of the provision of investment management services to ClIFF.

27. POST BALANCE SHEET EVENTS

In April 2023, unrestricted funding of \$80m was received from TCI FM per funding disclosed in note 25. In May 2023, the Group has entered into a new commitment of \$156,533k in a Real Estate Investment Fund. The initial commitment may rise to the lesser of \$500m or 25% of the funds raised.

28. ULTIMATE PARENT UNDERTAKING AND CONTROLLING PARTY

The ultimate parent undertaking and controlling party is The Children's Investment Fund Foundation (UK), a charitable company limited by guarantee (without a share capital) incorporated in England and Wales. Pursuant to article 7 of the Foundation's Articles of Association, every member promises that if the charitable company is dissolved while he, she or it remains a member or within 12 months afterwards, to pay up to one pound sterling towards the costs of dissolution and the liabilities incurred by the charitable company while the contributor was a member.

The Foundation is the parent undertaking of the largest group of undertakings to consolidate these financial statements at 31 December 2022. The consolidated financial statements of the Foundation is available from the Company Secretary at 7 Clifford Street, London, W1S 2FT

THE CHILDREN'S INVESTMENT FUND FOUNDATION (UK)

GROUP INFORMATION FOR THE YEAR ENDED 31 DECEMBER 2022

CONSTITUTION	A Company limited by guarantee and an English registered charity governed by its Memorandum and Articles of Association
COMPANY NUMBER	4370006
REGISTERED CHARITY NUMBER	1091043
TRUSTEES	Sir Christopher Hohn Mr Ben Goldsmith Mr Masroor Siddiqui Ms Ana Weichers Marshall Dr Marko Lehtimäki
REGISTERED OFFICE	7 Clifford Street London W1S 2FT
COMPANY SECRETARY	Bradley Duncan 7 Clifford Street London W1S 2FT England
BANKERS	HSBC Bank plc Level 18 8 Canada Square London E14 5HQ
SOLICITORS	Mills & Reeves LLP Botanic House 100 Hills Road Cambridge CB2 1PH
INDEPENDENT AUDITORS	KPMG 1 Harbourmaster Place Dublin 1, Ireland
INVESTMENT MANAGER	TCI Fund Management Limited 7 Clifford Street London W1S 2FT England

