

THE CHARLES PEEL CHARITABLE TRUST

England & Wales · Charity number 1087249

Details

Status Registered

Legal form Trust

Registered 2001-06-29

Register [View on the Charity Commission register](#)

Contact

Address Veale Wasbrough Vizards Llp
24 King William Street
London
EC4R 9AT

Phone 02074051234

Email mbyrne@vww.co.uk

Activities

Objects: THE TRUSTEES SHALL HOLD THE CAPITAL AND INCOME OF THE TRUST FUND UPON TRUST TO APPLY THE INCOME AND ALL OR SUCH PART OR PARTS OF THE CAPITAL AT SUCH TIME OR TIMES AND IN SUCH MANNER FOR THE ADVANCEMENT OF EDUCATION FOR THE BENEFIT OF THE COMMUNITY OR SUCH OTHER EXCLUSIVELY CHARITABLE OBJECTS AND PURPOSES AS THE TRUSTEES MAY IN THEIR ABSOLUTE DISCRETION THINK FIT

Activities: The object of the trust is to apply the income and all or part of the capital at such time and in such manner for the advancement of education for the benefit of the community or such other exclusively charitable objects and purposes as the trustees may in their absolute discretion think fit.

Classification

- **How:** Makes Grants To Individuals, Makes Grants To Organisations
- **What:** General Charitable Purposes, Education/training, Arts/culture/heritage/science
- **Who:** Children/young People, Other Charities Or Voluntary Bodies

Geography

- Throughout England And Wales

Finances

Period end	Income	Expenditure	Assets	Employees
2025-04-05	£29,423	£49,390	-	-
2024-04-05	£28,179	£52,900	-	-
2023-04-05	£26,506	£52,774	-	-
2022-04-05	£24,517	£57,690	-	-
2021-04-05	£66,335	£66,658	-	-

Trustees

Name	Role	Appointed
CATHERINE ANNE PEEL		
CHARLES DAVID PEEL		
JUDITH MARGARET CUXSON		
MR D K PICKARD		
THOMAS DAVID PEEL		

THE CHARLES PEEL CHARITABLE TRUST

England & Wales - Charity number 1087249

Accounts

THE CHARLES PEEL CHARITABLE TRUST

ACCOUNTS

FOR THE YEAR ENDED 5TH APRIL 2025

Veale Wasbrough Vizards LLP
24 King William Street
London
EC4R 9AT



THE CHARLES PEEL CHARITABLE TRUST
INDEX TO ACCOUNTS
FOR THE YEAR ENDED 5TH APRIL 2025

	Page
Trustees' Report	1-2
Income Account	3
Capital Account	4
Statement of Assets and Liabilities	5
Schedule of Donations	6
Schedule of Reconciliation	7
Schedule of Income and Investments	8-13

THE CHARLES PEEL CHARITABLE TRUST
TRUSTEES' REPORT FOR THE YEAR ENDED 5TH APRIL 2025

The Trustees present their report with the financial statements for the year ended 5th April 2025.

Reference and Administrative Details of the Charity, its Trustees and Advisers

Trustees

Charles David Peel
Catherine Anne Peel
Judith Margaret Cuxson
David Pickard
Thomas David Peel

Principal Office

Veale Wasbrough Vizards LLP
24 King William Street
London
EC4R 9AT

Charity Number

1087249

Solicitors

Veale Wasbrough Vizards LLP
24 King William Street
London
EC4R 9AT

Investment Advisers

Rathbones Investment Management Ltd
8 Finsbury Circus
London EC2M 7AZ

Structure, Governance and Management

Governing Document

The Charity Trust is governed by a Trust Deed dated 16th February 2001

THE CHARLES PEEL CHARITABLE TRUST TRUSTEES' REPORT
FOR THE YEAR ENDED 5TH APRIL 2025

Risk Review

The Trustees have assessed the major risks to which the Trust is exposed and feel that all appropriate steps have been taken to mitigate these risks.

Objects and Activities

The object of the Trust is to apply the income and all or part of the capital at such time and in such manner for the advancement of education for the benefit of the community or such other exclusively charitable objects and purposes as the Trustees may in their absolute discretion think fit.

Public Benefit

The Trustees have paid due regard to the Charity Commission's guidance on public benefit in deciding what activities the Charity should undertake. The Trustees consider that they have acted in the public benefit.

Achievements and Performance

Donations amounting to £49,000 were made during the year to 5th April 2025. Income received during the year to 5th April 2025 amounted to £29,422.52 before expenses.

Financial Review

Investments - At the 5th April 2025 the market value of the Trust investments managed by Rathbones Investment Management Limited stood at £1,170,012 and they also held cash funds totalling £11,042.53. The trustees also held cash funds of £33,468.84 with C Hoare & Co.

Reserves Policy - It is not the Trustees' intention to hold significant reserves of income but to distribute such sums at the Trustee Annual Meeting.

Plans for the Future Periods

The Trustees will continue to look for opportunities to assist beneficiaries and to maximise the income available to make such grants.


Signed on behalf of the Trustees on



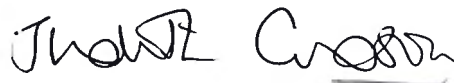
C D Peel




Mrs C A Peel



T D Peel



Mrs J M Cuxson



D Pickard

INDEPENDENT EXAMINER'S REPORT TO THE TRUSTEES OF
THE CHARLES PEEL CHARITABLE TRUST

I report on the Accounts of the Trust for the year ended 5th April 2025 which are set out on pages 4 to 6

Respective Responsibilities of Trustees and Examiner

The Charity's Trustees are responsible for the preparation of the Accounts. The Charity's Trustees consider that an audit is not required for this year under section 144(2) of the Charities Act 2011 (the 2011 Act) and that an Independent Examiner is needed.

It is my responsibility to:

- examine the Accounts under section 145 of the 2011 Act;
- to follow the procedures laid down in the General Directions given by the Charity Commission under section 145(5)(b) of the 2011 Act; and
- to state whether particular matters have come to my attention.

Basis of the Independent Examiner's Report

My examination was carried out in accordance with the General Directions given by the Charity Commissioners. An examination includes a review of the accounting records kept by the Charity and a comparison of the Accounts presented with those records. It also includes consideration of any unusual items or disclosures in the Accounts, and the seeking of explanations from you as Trustees concerning any such matters. The procedures undertaken do not provide all the evidence that would be required in an audit and, consequently, I do not express an audit opinion on the view given by the Accounts.

Independent Examiner's Statement

In connection with my examination, no matter has come to my attention:

- 1 which gives me reasonable cause to believe that, in any material respect, the requirements:
 - to keep accounting records in accordance with section 130 of the 2011 Act; and
 - to prepare Accounts which accord with the accounting records and to comply with the accounting requirements of the Acthave not met; or
- 2 to which, in our opinion, attention should be drawn in order to enable a proper understanding of the Account reached.

James Gare DCHA FCA
Monahans Chartered Accountants
Hermes House
Fire Fly Avenue
Swindon
SN2 2GA

THE CHARLES PEEL CHARITABLE TRUST
RECEIPTS AND PAYMENTS ACCOUNTS
FOR THE YEAR ENDED 5TH APRIL 2025
UNRESTRICTED INCOME ACCOUNT

	2025	2024
	£	£
RECEIPTS		
C. Hoare & Co Bank & Rathbones <u>Interest Received</u>	752.87	898.33
Dividends etc (Page 7 to 13)	28,669.65	27,281.09
Transfer from capital account	19,937.48	24,720.58
TOTAL RECEIPTS	<u>49,360.00</u>	<u>52,900.00</u>
PAYMENTS		
Donations	49,000.00	49,000.00
<u>Administration Costs</u>		
Monahans - Independent Examiners Fee	-	1,080.00
Veale Wasbrough Vizards - income fees	-	2,460.00
C Hoare & Co bank charges	360.00	360.00
NET PAYMENTS	<u>49,360.00</u>	<u>52,900.00</u>
Excess (deficit) of receipts and payments	-	-
Cash funds at 5 April 2024	-	-
CASH FUNDS AT 5 APRIL 2025	<u>-</u>	<u>-</u>

THE CHARLES PEEL CHARITABLE TRUST
RECEIPTS AND PAYMENTS ACCOUNTS
FOR THE YEAR ENDED 5TH APRIL 2025
UNRESTRICTED CAPITAL ACCOUNT

	<u>2025</u>	<u>2024</u>
	£	£
RECEIPTS		
Proceeds from sale of investments	249,251.39	35,859.96
TOTAL RECEIPTS	<u>249,251.39</u>	<u>35,859.96</u>
PAYMENTS		
Purchase of shares	230,404.05	42,963.97
Rathbones - Management fees	6,332.18	6,037.44
Veale Wasbrough Vizards - Administration fees	-	1,380.00
Transfer to income account	19,937.48	24,720.58
Charge to adjust for previous year discrepancy	50.01	
NET PAYMENTS	<u>256,723.72</u>	<u>75,101.99</u>
(Deficit) Excess of receipts over payments	(7,472.33)	(39,242.03)
Cash funds at 5 April 2024	51,983.70	91,225.73
Cash funds at 5 April 2025	<u>44,511.37</u>	<u>51,983.70</u>

THE CHARLES PEEL CHARITABLE TRUST
STATEMENT OF ASSETS AND LIABILITIES
AT 5TH APRIL 2025

	2025		2024	
	£	£	£	£
INVESTMENT ASSETS		1,170,012.00		1,194,731.00
CASH FUNDS				
Capital Account	44,511.37		51,983.70	
Income Account	<u>-</u>	44,511.37	<u>-</u>	51,983.70
		<u><u>1,214,523.37</u></u>		<u><u>1,246,714.70</u></u>

THE CHARLES PEEL CHARITABLE TRUST
FOR THE YEAR ENDED 5TH APRIL 2025

Donations:

	£
St Edmund Hall	10,000.00
Royal College of Music	10,000.00
Norwich School	10,000.00
OAE	6,000.00
Glyndebourne	7,000.00
RIBA (Student Hardship Fund)	6,000.00
Total donations	<u>49,000.00</u>

THE CHARLES PEEL CHARITABLE TRUST

RECONCILIATION AS AT 5TH APRIL 2025

	£
Capital Cash	44,511.37
Income Cash	-
	<u>44,511.37</u>
Represented by:	
Rathbones	Capital account 9,103.25
	Income account 1,939.28
C Hoare & Co	33,468.84
VWV client account	-
	<u>44,511.37</u>

NB: A VWV LLP Creditor of £3,840 is outstanding at 5th April 2025 for fees due during the year but not yet paid

**THE CHARLES PEEL CHARITABLE TRUST
SCHEDULE OF INVESTMENTS AND INCOME
FOR THE YEAR ENDED 5TH APRIL 2025**

	Holding 06/04/24	Book Value 06/04/24 £	Additions		Disposals			Holding 05/04/25 £	Book Value 05/04/25 £	Market Value 05/04/25 £	Net Income £
			Quantity	Cost £	Quantity	Proceeds £	Profit/ (Loss) £				
3i Group Ordinary GBP0.738636	1,000	5,974.46					1,000	5,974.46	35,290	345.00 305.00	
Abrdn Oeic Li Abrdn Inv Grd Corp Bd Instl S Dis Reorganisation 27/9/24	143,969.13	71,788.66			143,969.13	71,788.66	-	-	-	706.02 727.33	
Abrdn Oeic Li Abrdn Sterling Corp Bd P GBP Dis Reorganisation 27/9/24			69,155.24	71,788.66			69,155.24	71,788.66	65,559	698.54 215.38 921.22	
Alliance Witan (form Alliance Trust) Ordinary GBP0.025 Purchased 9/10/24 Equalisation 24/10/24 Sold 29/10/24	6,000	16,768.08		3,930 40204.29		9.23	8,000	45,891.75	86,560	397.20 397.20 538.40 538.40	
Astra Zeneca plc Ord US\$0.25	400	10,824.47					400	10,824.47	43,232	310.40 672.00	
Barclays Ordinary GBP0.25	6,250	23,360.45					6,250	23,360.45	15,628	181.25 343.75	
BNY Mellon Fund Managers Ltd Newton Higher Inc W Net Instl Inc Nav	19,388.96	16,598.69					19,388.96	16,598.69	29,330	255.17 569.10 233.35 265.68	
Bunzl Ordinary GBP0.32142857	1,000	3,899.30					1,000	3,899.30	30,100	501.00 201.00	

**THE CHARLES PEEL CHARITABLE TRUST
SCHEDULE OF INVESTMENTS AND INCOME
FOR THE YEAR ENDED 5TH APRIL 2025**

	Holding	Book	Additions		Disposals			Holding	Book	Market	Net
	06/04/24	Value	Quantity	Cost	Quantity	Proceeds	Profit/ (Loss)	05/04/25	Value	Value	Income
		£		£		£	£		£	£	£
Capital International Mgmt Co Sarl Inv Co of America (L) Zgd USD	2,000	10,994.84						2,000	10,994.84	34,437	108.83 119.46 117.51 131.23
F & C Investment Trust Plc Ordinary GBPO.25	7,500	16,470.52						7,500	16,470.52	74,438	337.50 270.00 270.00 270.00
Fidelity Investment Funds ICVC Global Dividend Fund Reorganisation 19/11/24	15,000	28,737.85			15,000	28,737.85		-	-	-	354.45 217.50 223.50
Fil Inv Services (UK) Limited American W Acc Nav	750	9,746.24						750	9,746.24	50,603	
Fil Inv Services (UK) Limited Global Dividend R Monthly GBP Dis Reorganisation 19/11/24					32,695.07	28,737.85		32,695.07	28,737.85	38,776	77.81 77.81 77.81
Franklin Templeton Inv Fund Global Bond I MDIS Inc NAV	1,500	18,657.30						1,500	18,657.30	11,865	54.00 64.50 61.50 60.00 58.50 60.00 61.50 66.00 63.00 69.00 64.50 66.00
Herald Inv Trust Ordinary GBPO.25	2,000	6,047.90						2,000	6,047.90	35,760	
iShares											129.44

**THE CHARLES PEEL CHARITABLE TRUST
SCHEDULE OF INVESTMENTS AND INCOME
FOR THE YEAR ENDED 5TH APRIL 2025**

	Holding	Book	Quantity	Cost	Quantity	Disposals	Profit/ (Loss)	Holding	Book	Market	Net
	06/04/24	Value				Proceeds			Value	Value	Income
		£		£		£	£		05/04/25	05/04/25	£
FTSE UK Dividend Plus	800	9,026.09						800	9,026.09	5,919	102.32
											71.28
											32.96
JP Morgan Indian It Ordinary GBPO.25	3,000	3,791.75						3,000	3,791.75	27,810	
Jupiter Asst Man (Europe) Ltd Merian Gbl Eqty Abs Rtn UI GBP Acc Hgd	21,596.781	26,638.00						21,596.781	26,638.00	34,525	
Jupiter Unit Trust Managers Income Trust I Inc	2,204.24	10,232.04						2,204.24	10,232.04	13,081	377.17
											304.42
Land Securities Group Ordinary GBPO.10666666 Sold 19/3/25	937	7,394.01			937	5,191.92	(2,202.09)				87.14
											113.38
											86.20
											88.08
Liberty Global Plc USD0.01 A Common Stock Demerge Sunrise 13/11/24	166	2,671.47				863.20		166	1,808.27	1,321	

**THE CHARLES PEEL CHARITABLE TRUST
SCHEDULE OF INVESTMENTS AND INCOME
FOR THE YEAR ENDED 5TH APRIL 2025**

	Holding	Book	Additions	Cost	Disposals	Profit/	Holding	Book	Market	Net
	06/04/24	Value	Quantity		Quantity	(Loss)		Value	Value	Income
		06/04/24		£		£		05/04/25	05/04/25	£
		£				£		£	£	£
Liberty Global Plc USD0.01 C Common Stock Demerge Sunrise 13/11/24	406	6,399.47				2,053.56	406	4,345.91	3,357	
Lloyds Banking Group Ordinary GBPO.10	6,027	21,926.55					6,027	21,926.55	3,918	110.90 63.89
M&G Securities Ltd Gbl Fltg Rate High Yield Pp GBP Dis	25,000.439	25,019.48					25,000.439	25,019.48	23,978	506.20 513.20 493.08 466.18
Merchants Trust Ordinary GBPO.25	5,000	18,752.25					5,000	18,752.25	24,300	355.00 360.00 365.00 365.00
Murray Income Trust Ordinary GBPO.25	1,488	18,496.49					1,488	18,496.49	11,636	141.36 148.80 141.36 141.36
Ninety One Fund Managers UK Ltd Emerging Mkts Local Curr Debt 12 Inc	15,000	16,950.75					15,000	16,950.75	8,811	87.75 161.09 125.49 144.63
Reckitt Benckiser Group plc Ordinary GBPO.10	400	4,613.10					400	4,613.10	20,328	463.60 321.60
Relx Plc GBPO.1444	1,500	11,519.57					1,500	11,519.57	57,240	627.00 273.00
Scottish Mortgage Inv Trust Ordinary GBPO.05	6,000	3,861.20					6,000	3,861.20	51,324	158.40 96.00

**THE CHARLES PEEL CHARITABLE TRUST
SCHEDULE OF INVESTMENTS AND INCOME
FOR THE YEAR ENDED 5TH APRIL 2025**

	Holding	Book	Additions		Disposals		Profit/	Holding	Book	Market	Net
	06/04/24	Value	Quantity	Cost	Quantity	Proceeds	(Loss)	06/04/24	Value	Value	Income
		£		£		£	£		05/04/25	05/04/25	£
									£	£	
Shell Plc Ordinary EURO.07	1,000	16,196.26						1,000	16,196.26	24,815	269.40 261.50 270.30 277.90
Sunrise Communications AG ADS Each											
From Liberty 13/11/24			33	863.20							
From Liberty 13/11/24			81	2,053.56							
Fraction 3/12/24						7.53					
Fraction 4/12/24						7.50		114	2,901.73	4,190	
Temple Bar Investment Trust Ordinary GBPO.05	12,500	15,624.31						12,500	15,624.31	34,000	312.50 343.75 375.00 375.00
The European Smaller Co's Tst Plc Ordinary GBPO.015625	24,000	4,903.30						24,000	4,903.30	40,080	348.00 804.00
Treasury 2.5% I/L Stk 2024 GBP Redeemed 17/7/24	20,000	74,008.60			20,000	77,261.78	3,253.18	-	-	-	965.76
United Kingdom (Gov of) 1.25% I/L Stk 22/11/2027 GBP	15,000	29,567.10						15,000	29,567.10	31,403	184.71 187.91
United Kingdom (Gov of) 1.25% I/L Gilt 22/11/2032 GBP	30,000	65,151.13						30,000	65,151.13	55,952	330.17 335.90
United Kingdom (Gov of) 0.125% I/L Gilt 22/03/2029 GBP Purchased 24/7/24			12,500	20,256.72				12,500	20,256.72	20,420	12.75 12.89
United States of America Tres Notes 0.25% Tips 15/07/2029 USD											

**THE CHARLES PEEL CHARITABLE TRUST
SCHEDULE OF INVESTMENTS AND INCOME
FOR THE YEAR ENDED 5TH APRIL 2025**

	Holding	Book	Additions	Disposals	Profit/	Holding	Book	Market	Net
	06/04/24	Value	Quantity	Quantity	(Loss)	06/04/24	Value	Value	Income
		06/04/24					05/04/25	05/04/25	
		£			£		£	£	£
Purchased 22/7/24			75,000			75,000	66,499.77	69,115	94.09
United Utilities Group Plc Ordinary GBP0.05	1,545	11,202.26				1,545	11,202.26	16,277	512.79 266.98
Vodafone Group Ordinary USD0.2095238	5,454	9,137.56				5,454	9,137.56	3,642	206.70 102.87
Waystone Fund Services (UK) Trojan X Inc	12,500	15,917.84				12,500	15,917.84	16,835	215.95
Witan Investment Trust Ordinary GBP0.025 Sold 9/10/24	17,500	40,204.29		17,500	40,204.29	-	-	-	264.25 306.25
WS Ruffer Inv Funds WS Ruffer Total Return J Dis	4,000	14,754.50				4,000	14,754.50	14,157	132.94 152.81
		<u>723,828.13</u>					<u>718,086.36</u>	<u>1,170,012</u>	<u>28,669.65</u>
			<u>230,404.05</u>						
					<u>249,251.39</u>				<u>13,105.57</u>

THE CHARLES PEEL CHARITABLE TRUST

England & Wales - Charity number 1087249

Accounts

THE CHARLES PEEL CHARITABLE TRUST
ACCOUNTS
FOR THE YEAR ENDED 5TH APRIL 2024

THE CHARLES PEEL CHARITABLE TRUST
INDEX TO ACCOUNTS
FOR THE YEAR ENDED 5TH APRIL 2024

	Page
Trustees' Report	1-2
Independent Examiners' Report	3
Income Account	4
Capital Account	5
Statement of Assets and Liabilities	6
Schedule of Donations	7
Schedule of Income	8-13
Schedule of Investments	

THE CHARLES PEEL CHARITABLE TRUST
TRUSTEES' REPORT FOR THE YEAR ENDED 5TH APRIL 2024

The Trustees present their report with the financial statements for the year ended 5th April 2024.

Reference and Administrative Details of the Charity, its Trustees and Advisers

Trustees

Charles David Peel
Catherine Anne Peel
Judith Margaret Cuxson
David Pickard
Thomas David Peel

Principal Office

Veale Wasbrough Vizards LLP
24 King William Street
London
EC4R 9AT

Charity Number

1087249

Solicitors

Veale Wasbrough Vizards LLP
24 King William Street
London
EC4R 9AT

Independent Examiner

James Gare DChA FCA
Monahans
Hermes House, Fire Fly
Avenue
Swindon, Wiltshire SN2 2GA

Investment Advisers

Rathbones Investment Management Ltd
8 Finsbury Circus
London EC2M 7AZ

Structure, Governance and Management

Governing Document

The Charity Trust is governed by a Trust Deed dated 16th February 2001

THE CHARLES PEEL CHARITABLE TRUST TRUSTEES' REPORT
FOR THE YEAR ENDED 5TH APRIL 2024

Risk Review

The Trustees have assessed the major risks to which the Trust is exposed and feel that all appropriate steps have been taken to mitigate these risks.

Objects and Activities

The object of the Trust is to apply the income and all or part of the capital at such time and in such manner for the advancement of education for the benefit of the community or such other exclusively charitable objects and purposes as the Trustees may in their absolute discretion think fit.

Public Benefit

The Trustees have paid due regard to the Charity Commission's guidance on public benefit in deciding what activities the Charity should undertake. The Trustees consider that they have acted in the public benefit.

Achievements and Performance

Donations amounting to £49,000 were made during the year to 5th April 2024. Income received during the year to 5th April 2024 amounted to £28,179.42 before expenses.

Financial Review


Investments - At the 5th April 2024 the market value of the Trust investments managed by Rathbones Investment Management Limited stood at £1,194,731 and they also held cash funds totalling £25,861.09. The trustees also held cash funds of £26,072.60 with C Hoare & Co.

Reserves Policy - It is not the Trustees' intention to hold significant reserves of income but to distribute such sums at the Trustee Annual Meeting.

Plans for the Future Periods

The Trustees will continue to look for opportunities to assist beneficiaries and to maximise the income available to make such grants.

Signed on behalf of the Trustees on 1 April 2025




C D Peel



Mrs J M Cuxson



Mrs C A Peel



D Pickard



T D Peel

INDEPENDENT EXAMINER'S REPORT TO THE TRUSTEES OF
THE CHARLES PEEL CHARITABLE TRUST

I report on the Accounts of the Trust for the year ended 5th April 2024 which are set out on pages 4 to 6

Respective Responsibilities of Trustees and Examiner

The Charity's Trustees are responsible for the preparation of the Accounts. The Charity's Trustees consider that an audit is not required for this year under section 144(2) of the Charities Act 2011 (the 2011 Act) and that an Independent Examiner is needed.

It is my responsibility to:

- examine the Accounts under section 145 of the 2011 Act;
- to follow the procedures laid down in the General Directions given by the Charity Commission under section 145(5)(b) of the 2011 Act; and
- to state whether particular matters have come to my attention.

Basis of the Independent Examiner's Report

My examination was carried out in accordance with the General Directions given by the Charity Commissioners. An examination includes a review of the accounting records kept by the Charity and a comparison of the Accounts presented with those records. It also includes consideration of any unusual items or disclosures in the Accounts, and the seeking of explanations from you as Trustees concerning any such matters. The procedures undertaken do not provide all the evidence that would be required in an audit and, consequently, I do not express an audit opinion on the view given by the Accounts.

Independent Examiner's Statement

In connection with my examination, no matter has come to my attention:

- 1 which gives me reasonable cause to believe that, in any material respect, the requirements:
 - to keep accounting records in accordance with section 130 of the 2011 Act; and
 - to prepare Accounts which accord with the accounting records and to comply with the accounting requirements of the Acthave not met; or
- 2 to which, in our opinion, attention should be drawn in order to enable a proper understanding of the Account reached.



James Gare DCHA FCA
Monahans Chartered Accountants
Hermes House
Fire Fly Avenue
Swindon
SN2 2GAS
04/04/2025

THE CHARLES PEEL CHARITABLE TRUST
RECEIPTS AND PAYMENTS ACCOUNTS
FOR THE YEAR ENDED 5TH APRIL 2024
UNRESTRICTED INCOME ACCOUNT

	2024	2023
RECEIPTS		
C. Hoare & Co Bank & Rathbones <u>Interest Received</u>	898.33	526.75
Dividends etc (Page 7 to 13)	27,281.09	26,268.46
Transfer from capital account	24,720.58	25,978.79
TOTAL RECEIPTS	<u>52,900.00</u>	<u>52,774.00</u>
PAYMENTS		
Donations	49,000.00	49,000.00
<u>Administration Costs</u>		
Monahans - Independent Examiners Fee	1,080.00	954.00
Veale Wasbrough Vizards - income fees	2,460.00	2,460.00
C Hoare & Co bank charges	360.00	360.00
NET PAYMENTS	<u>52,900.00</u>	<u>52,774.00</u>
Excess (deficit) of receipts and payments	-	-
Cash funds at 5 April 2023	-	-
CASH FUNDS AT 5 APRIL 2024	<u>-</u>	<u>-</u>

THE CHARLES PEEL CHARITABLE TRUST
RECEIPTS AND PAYMENTS ACCOUNTS
FOR THE YEAR ENDED 5TH APRIL 2024
UNRESTRICTED CAPITAL ACCOUNT

	<u>2024</u>	<u>2023</u>
RECEIPTS		
Proceeds from sale of investments	35,859.96	115,595.60
TOTAL RECEIPTS	<u>35,859.96</u>	<u>115,595.60</u>
PAYMENTS		
Purchase of shares	42,963.97	45,407.68
Rathbones - Management fees	6,037.44	6,010.22
Veale Wasbrough Vizards - Administration fees	1,380.00	1,380.00
Transfer to income account	24,720.58	25,978.79
NET PAYMENTS	<u>75,101.99</u>	<u>78,776.69</u>
(Deficit) Excess of receipts over payments	(39,242.03)	36818.91
Cash funds at 5 April 2023	91,225.73	54,406.82
Cash funds at 5 April 2024	<u>51,983.70</u>	<u>91,225.73</u>

THE CHARLES PEEL CHARITABLE TRUST

STATEMENT OF ASSETS AND LIABILITIES
AT 5TH APRIL 2024

	2024		2023	
	£	£	£	£
INVESTMENT ASSETS		1,194,731.00		1,070,505.00
CASH FUNDS				
Capital Account	51,983.70		91,225.73	
Income Account	<u>-</u>	51,983.70	<u>91,225.73</u>	91,225.73
		<u>1,246,714.70</u>		<u>1,161,730.73</u>

THE CHARLES PEEL CHARITABLE TRUST
YEAR ENDED 5 APRIL 2024

Donations:

	£
St Edmund Hall	10,000.00
Royal College of Music	10,000.00
Norwich School	10,000.00
OAE	6,000.00
Glyndebourne	7,000.00
RIBA (Student Hardship Fund)	6,000.00
Total donations	<u>49,000.00</u>

The Charles Peel Charitable Trust

Schedule of Investments and Income

Year ended 5th April 2024

	Holding 06/04/2023	Book Value 06/04/2023 £	Additions Quantity	Cost £	Quantity	Disposals Proceeds £	Profit (Loss) £	Holding 05/04/2024	Book Value 05/04/2024 £	Market Value 05/04/2024 £	Net Income £
3i Group Ordinary GBP0.738636	1,000	5,974.46						1,000	5,974.46	28,100	297.50 265.00
Abrdn Oeic Ii Abrdn Inv Grd Corp Bd Instl S Dis	143,969.13000	71,788.66									599.92 623.82 652.18 666.58
Alliance Trust Ordinary GBP0.025	6,000	16,768.08									370.80 380.40 380.40 380.40
Astra Zeneca plc Ord. US\$0.25	500	13,530.59			100	10,510.39	7,804.27	400	10,824.47	42,480	359.00 624.00
Barclays Ordinary GBP0.25	6,250	23,360.45						6,250	23,360.45	11,859	168.75 331.25
Bay Mellon Fund Managers Limited Newton Higher Income W Net Instl Inc Nav	19,388.96000	16,598.69									248.43 467.55 329.23 213.99
Bunzl Ordinary GBP0.32142857	1,000	3,899.30						1,000	3,899.30	29,400	454.00 182.00
Capital International Mgmt Co Sarl Investment Co Of America (L) Zgd USD	2,000.00000	10,994.84									121.33 90.97

The Charles Peel Charitable Trust

Schedule of Investments and Income

Year ended 5th April 2024

	Holding 06/04/2023	Book Value 06/04/2023 £	Additions Quantity	Cost £	Quantity	Disposals Quantity	Proceeds £	Profit (Loss) £	Holding 05/04/2024	Book Value 05/04/2024 £	Market Value 05/04/2024 £	Net Income £
Capital International Mgmt Co Sarl Investment Co Of America (L) Zgd USD									2,000.00000	10,994.84	33,535	126.37 107.85
F&c Investment Trust Plc Ordinary GBP0.25	7,500	16,470.52							7,500	16,470.52	74,550	292.50 255.00 255.00 255.00
Fidelity Investment Funds ICVC Global Dividend Fund	15,000.00000	28,737.85							15,000.00000	28,737.85	35,730	333.83 217.50 217.50 217.50
Fil Investment Services(Uk)limited American W Acc Nav	750.00000	9,746.24							750.00000	9,746.24	50,453	
Franklin Templeton Investment Fund Global Bond I MDIS INC NAV	1,500	18,657.30							1,500	18,657.30	13,065	45.00 45.00 48.00 46.50 48.00 57.00 55.50 52.50 49.50 52.50 54.00 54.00
Herald Inv Trust Ordinary GBP0.25	2,000	6,047.90							2,000	6,047.90	41,700	
Indivior Plc Ordinary USD0.5	130	216.27			130	1,940.42	1,724.15					

The Charles Peel Charitable Trust

Schedule of Investments and Income

Year ended 5th April 2024

	Holding 06/04/2023	Book Value 06/04/2023 £	Additions Quantity	Cost £	Disposals Quantity	Proceeds £	Profit (Loss) £	Holding 05/04/2024	Book Value 05/04/2024 £	Market Value 05/04/2024 £	Net Income £
Ishares											
Fise UK Dividend Plus	800.00000	9,026.09						800.00000	9,026.09	5,637	124.24 90.24 59.92 39.36
JP Morgan Indian It Ordinary GBP0.25	3,000	3,791.75						3,000	3,791.75	27,240	
Jupiter Asst Management(Europe) Ltd Merian Gbl Eqty Abs Rtm U1 GBP Acc Hgd	21,596.78100	26,638.00						21,596.78100	26,638.00	31,119	
Jupiter Unit Trust Managers Income Trust I Inc	2,204.24000	10,232.04						2,204.24000	10,232.04	12,514	311.84 250.10
Land Securities Group Ordinary GBP0.1066666666	937	7,394.01						937	7,394.01	5,917	84.33 112.44 84.33 86.20
Liberty Global Plc USD0.01 A common Stock	166	2,671.47						166	2,671.47	2,231	
Liberty Global Plc USD0.01 C Common Stock	406	6,399.47						406	6,399.47	5,646	
Lloyds Banking Group Ordinary GBP0.10	6,027	21,926.55						6,027	21,926.55	3,214	96.43 55.45
M&g Securities Ltd Gbl Floating Rate High Yield Pp GBP Dis	11,794.43900	12,727.85	13,206.00000	12,403.77 (112.14)							212.10 395.58 516.60 531.20
								25,000.43900	25,019.48	24,185	

The Charles Peel Charitable Trust

Schedule of Investments and Income

Year ended 5th April 2024

	Holding 06/04/2023	Book Value 06/04/2023 £	Additions Quantity	Cost £	Quantity	Disposals Proceeds £	Profit (Loss) £	Holding 05/04/2024	Book Value 05/04/2024 £	Market Value 05/04/2024 £	Net Income £
Merchants Trust Ordinary GBP0.25	5,000	18,752.25						5,000	18,752.25	26,150	350.00 355.00 355.00 355.00
Murray Income Tst Ordinary GBP0.25	1,488	18,496.49									122.76 189.72 141.36 141.36
Ninety One Fund Managers UK Ltd Emerging Mkts Local Curr Debt I2 Inc	15,000	16,950.75						1,488	18,496.49	12,276	168.35 158.16 168.50 148.92
Reckitt Benckiser Group Plc Ordinary GBP0.10	400	4,613.10						400	4,613.10	17,100	441.20 306.40
Relx Plc GBP0.1444	1,500	11,519.57						1,500	11,519.57	49,770	583.50 255.00
Scottish Mortgage Inv Trust Ordinary GBP0.05	6,000	3,861.20						6,000	3,861.20	51,456	150.00 96.00
Shell Plc Ordinary EUR0.07	1,000	16,196.26						1,000	16,196.26	27,800	229.90 261.20 263.10 269.00
Temple Bar Investment Trust Ordinary GBP0.05	12,500	15,624.31									287.50 287.50

The Charles Peel Charitable Trust

Schedule of Investments and Income

Year ended 5th April 2024

	Holding 06/04/2023	Book Value 06/04/2023 £	Additions Quantity	Cost £	Quantity	Disposals Proceeds £	Profit (Loss) £	Holding 05/04/2024	Book Value 05/04/2024 £	Market Value 05/04/2024 £	Net Income £
Temple Bar Investment Trust Ordinary GBP0.05								12,500	15,624.31	30,438	312.50 312.50
The European Smaller Co's Tst Plc Ordinary GBP0.015625	24,000	4,903.30						24,000	4,903.30	40,464	348.00 780.00
Treasury 2.5% I/I Stk 2024 GBP	20,000.00	74,008.60						20,000.00	74,008.60	77,149	917.12 960.64
United Kingdom(Government Of) 1.25% Idx-Lkd Stk 22/11/2027 GBP100	15,000.00	29,567.10						15,000.00	29,567.10	30,694	176.97 182.54
United Kingdom(Government Of) 1.25% Idx/lkd Gilt 22/11/32 GBP100	30,000.00	65,151.13						30,000.00	65,151.13	57,051	316.34 326.29
United Kingdom(Government Of) 0.125% Idx Lkd Gilt 22/03/24 GBP	15,000.00	19,572.01			15,000.00	23,409.15	3,837.14				14.50 14.63
United Utilities Group Plc Ordinary GBP0.05	1,545	11,202.26						1,545	11,202.26	15,813	468.75 256.32
Vodafone Group Ordinary USD0.2095238	5,454	9,137.56						5,454	9,137.56	3,740	210.73 209.72
Waystone Fund Services (UK) Trojan X Inc			12,500.00000	15,994.04 (76.20)				12,500.00000	15,917.84	16,003	114.39

The Charles Peel Charitable Trust

Schedule of Investments and Income

Year ended 5th April 2024

	Holding 06/04/2023	Book Value 06/04/2023 £	Quantity	Additions Quantity	Cost £	Disposals Quantity	Proceeds £	Profit (Loss) £	Holding 05/04/2024	Book Value 05/04/2024 £	Market Value 05/04/2024 £	Net Income £
Witan Investment Trust Ordinary GBP0.05	17,500	40,204.29							17,500	40,204.29	43,225	253.75 253.75 253.75 295.75
W's Ruffer Investment Funds W's Ruffer Total Return J Dis Changed from Waystone Fund Services UK Ruffer Total Return J Inc on 09/10/2023			4,000.00000		14,827.03 (72.53)				4,000.00000	14,754.50	13,832	74.31
TOTAL:		703,358.56			42,963.97		35,859.96	13,365.56		723,828.13	1,170,581	27,281.09

THE CHARLES PEEL CHARITABLE TRUST

England & Wales - Charity number 1087249

Accounts

THE CHARLES PEEL CHARITABLE TRUST
ACCOUNTS
FOR THE YEAR ENDED 5TH APRIL 2023

THE CHARLES PEEL CHARITABLE TRUST
INDEX TO ACCOUNTS
FOR THE YEAR ENDED 5TH APRIL 2023

	Page
Trustees' Report	1-2
Independent Examiners' Report	3
Income Account	4
Capital Account	5
Statement of Assets and Liabilities	6
Schedule of Donations	7
Schedule of Investment and Income	8-13

THE CHARLES PEEL CHARITABLE TRUST
TRUSTEES' REPORT FOR THE YEAR ENDED 5TH APRIL 2023

The Trustees present their report with the financial statements for the year ended 5th April 2023.

Reference and Administrative Details of the Charity, its Trustees and Advisers

Trustees

Charles David Peel
Catherine Anne Peel
Judith Margaret Cuxson
David Pickard
Thomas David Peel

Principal Office

Veale Wasbrough Vizards LLP
24 King William Street
London
EC4R 9AT

Charity Number

1087249

Solicitors

Veale Wasbrough Vizards LLP
24 King William Street
London
EC4R 9AT

Independent Examiner

James Gare DChA FCA
Monahans
Hermes House, Fire Fly
Avenue
Swindon, Wiltshire SN2 2GA

Investment Advisers

Rathbones Investment Management Ltd
8 Finsbury Circus
London EC2M 7AZ

Structure, Governance and Management

Governing Document

The Charity Trust is governed by a Trust Deed dated 16th February 2001

THE CHARLES PEEL CHARITABLE TRUST TRUSTEES' REPORT
FOR THE YEAR ENDED 5TH APRIL 2023

Risk Review

The Trustees have assessed the major risks to which the Trust is exposed and feel that all appropriate steps have been taken to mitigate these risks.

Objects and Activities

The object of the Trust is to apply the income and all or part of the capital at such time and in such manner for the advancement of education for the benefit of the community or such other exclusively charitable objects and purposes as the Trustees may in their absolute discretion think fit.

Public Benefit

The Trustees have paid due regard to the Charity Commission's guidance on public benefit in deciding what activities the Charity should undertake. The Trustees consider that they have acted in the public benefit.

Achievements and Performance

Donations amounting to £49,000 were made during the year to 5th April 2023. Income received during the year to 5th April 2023 amounted to £26,795.21 before expenses.

Financial Review

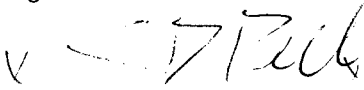
Investments - At the 5th April 2023 the market value of the Trust investments managed by Rathbones Investment Management Limited stood at £1,070,505 and they also held cash funds totalling £70,506.59. The trustees also held cash funds of £20,669.13 with C Hoare & Co.

Reserves Policy - It is not the Trustees' intention to hold significant reserves of income but to distribute such sums at the Trustee Annual Meeting.


Plans for the Future Periods

The Trustees will continue to look for opportunities to assist beneficiaries and to maximise the income available to make such grants.

Signed on behalf of the Trustees on



.....
C D Peel




.....
Mrs C A Peel



.....
T D Peel



.....
Mrs J M Cuxson



.....
D Pickard

**INDEPENDENT EXAMINER'S REPORT TO THE TRUSTEES OF
THE CHARLES PEEL CHARITABLE TRUST**

I report on the Accounts of the Trust for the year ended 5th April 2023 which are set out on pages 4 to 6

Respective Responsibilities of Trustees and Examiner

The Charity's Trustees are responsible for the preparation of the Accounts. The Charity's Trustees consider that an audit is not required for this year under section 144(2) of the Charities Act 2011 (the 2011 Act) and that an Independent Examiner is needed.

It is my responsibility to:

- examine the Accounts under section 145 of the 2011 Act;
- to follow the procedures laid down in the General Directions given by the Charity Commission under section 145(5)(b) of the 2011 Act; and
- to state whether particular matters have come to my attention.

Basis of the Independent Examiner's Report

My examination was carried out in accordance with the General Directions given by the Charity Commissioners. An examination includes a review of the accounting records kept by the Charity and a comparison of the Accounts presented with those records. It also includes consideration of any unusual items or disclosures in the Accounts, and the seeking of explanations from you as Trustees concerning any such matters. The procedures undertaken do not provide all the evidence that would be required in an audit and, consequently, I do not express an audit opinion on the view given by the Accounts.

Independent Examiner's Statement

In connection with my examination, no matter has come to my attention:

- 1 which gives me reasonable cause to believe that, in any material respect, the requirements:
 - to keep accounting records in accordance with section 130 of the 2011 Act; and
 - to prepare Accounts which accord with the accounting records and to comply with the accounting requirements of the Acthave not met; or
- 2 to which, in our opinion, attention should be drawn in order to enable a proper understanding of the Account reached.



James Gare DCHA FCA
Monahans Chartered Accountants
Hermes House
Fire Fly Avenue
Swindon
SN2 2GAS

8 January 2024

THE CHARLES PEEL CHARITABLE TRUST
RECEIPTS AND PAYMENTS ACCOUNTS
FOR THE YEAR ENDED 5TH APRIL 2023
UNRESTRICTED INCOME ACCOUNT

	2023	2022
RECEIPTS		
<u>Interest Received</u>	526.75	-
Dividends etc (Page 7 to 13)	26,268.46	24,517.35
Transfer from capital account	25,978.79	33,172.65
TOTAL RECEIPTS	<u>52,774.00</u>	<u>57,690.00</u>
PAYMENTS		
Donations	49,000.00	54,000.00
<u>Administration Costs</u>		
Monahans - Independent Examiners Fee	954.00	930.00
Veale Wasbrough Vizards - income fees	2,460.00	2,400.00
C Hoare & Co bank charges	360.00	360.00
NET PAYMENTS	<u>52,774.00</u>	<u>57,690.00</u>
Excess (deficit) of receipts and payments	-	-
Cash funds at 5 April 2022	-	-
CASH FUNDS AT 5 APRIL 2023	<u>-</u>	<u>-</u>

THE CHARLES PEEL CHARITABLE TRUST
RECEIPTS AND PAYMENTS ACCOUNTS
FOR THE YEAR ENDED 5TH APRIL 2023
UNRESTRICTED CAPITAL ACCOUNT

	<u>2023</u>	<u>2022</u>
RECEIPTS		
Proceeds from sale of investments	115,595.60	48,285.39
TOTAL RECEIPTS	<u>115,595.60</u>	<u>48,285.39</u>
PAYMENTS		
Purchase of shares	45,407.68	33,827.41
Rathbones - Management fees	6,010.22	6,378.36
Veale Wasbrough Vizards - Administration fees	1,380.00	1,320.00
Transfer to income account	25,978.79	33,172.65
NET PAYMENTS	<u>78,776.69</u>	<u>74,698.42</u>
(Deficit) Excess of receipts over payments	36,818.91	(26,413.03)
Cash funds at 5 April 2022	54,406.82	80,819.85
Cash funds at 5 April 2023	<u>91,225.73</u>	<u>54,406.82</u>

THE CHARLES PEEL CHARITABLE TRUST

STATEMENT OF ASSETS AND LIABILITIES
AT 5TH APRIL 2023

	2023		2022	
	£	£	£	£
INVESTMENT ASSETS		1,070,505.00		1,187,368.00
CASH FUNDS				
Capital Account	91,225.73		54,406.82	
Income Account	<u>-</u>	91,225.73	<u>54,406.82</u>	54,406.82
		<u>1,161,730.73</u>		<u>1,241,774.82</u>

THE CHARLES PEEL CHARITABLE TRUST
YEAR ENDED 5 APRIL 2023

Donations:

	£
St Edmund Hall	10,000.00
Royal College of Music	10,000.00
Norwich School	10,000.00
OAE	6,000.00
Glyndebourne	7,000.00
RIBA (Student Hardship Fund)	6,000.00
Total donations	<u>49,000.00</u>

The Charles Peel Charitable Trust

Schedule of Investments and Income

Year ended 5th April 2023

	Holding 06/04/2022	Book Value 06/04/2022 £	Additions Quantity	Cost £	Disposals Quantity	Proceeds £	Profit (Loss) £	Holding 05/04/2023	Book Value 05/04/2023 £	Market Value 05/04/2023 £	Net Income £
3i Group Ordinary GBP0.738636	1,000	5,974.46						1,000	5,974.46	16,645	272.50 232.50
Abrdn Oetc li Abrdn Inv Grd Corp Bd Instl S Dis Changed from Aberdeen Standard Fund Managers Corporate Bond S Instl Inc Nav on 01/08/2022	143,969.13000	71,788.66						143,969.13000	71,788.66	64,541	522.32 529.95 545.36 577.03
Alliance Trust Ordinary GBP0.025	6,000	16,768.08						6,000	16,768.08	58,140	360.00 360.00 360.00 360.00
Astra Zeneca plc Ord. US\$0.25	500	13,530.59						500	13,530.59	57,970	382.00 814.00
Barclays Ordinary GBP0.25	6,250	23,360.45						6,250	23,360.45	9,233	140.63 312.50
Bny Mellon Fund Managers Limited Newton Higher Income W Net Instl Inc Nav	19,388.96000	16,598.69						19,388.96000	16,598.69	28,294	265.11 304.13 322.25 193.42
Bunzl Ordinary GBP0.32142857	1,000	3,899.30						1,000	3,899.30	30,740	408.00 173.00
Candover Inv Plc Ord Shs Final Liquidation			1,000			28.91	28.91				

The Charles Peel Charitable Trust

Schedule of Investments and Income

Year ended 5th April 2023

	Holding 06/04/2022	Book Value 06/04/2022 £	Additions Quantity	Cost £	Disposals Quantity	Proceeds £	Profit (Loss) £	Holding 05/04/2023	Book Value 05/04/2023 £	Market Value 05/04/2023 £	Net Income £
Capital International Mgmt Co Sarl Investment Co Of America (L) Zgd USD 2,000.00000		10,994.84						2,000.00000	10,994.84	26,342	108.59 88.61 133.79 107.77
F&c Investment Trust Plc Ordinary GBP0.25	7,500	16,470.52						7,500	16,470.52	66,675	285.00 240.00 240.00 240.00
Fidelity Investment Funds ICVC Global Dividend Fund	15,000.00000	28,737.85						15,000.00000	28,737.85	33,435	301.65 205.50 205.50 205.50
Fil Investment Services(Uk)limited American W Acc Nav	750.00000	9,746.24						750.00000	9,746.24	40,583	
Franklin Templeton Investment Fund Global Bond I MDIS INC NAV	1,500	18,657.30						1,500	18,657.30	14,475	70.50 84.00 72.00 102.00 87.00 63.00 63.00 55.50 46.50 52.50 49.50 46.50
Herald Inv Trust Ordinary GBP0.25	2,000	6,047.90						2,000	6,047.90	34,600	

The Charles Peel Charitable Trust

Schedule of Investments and Income

Year ended 5th April 2023

	Holding 06/04/2022	Book Value 06/04/2022 £	Additions Quantity	Cost £	Disposals Quantity	Proceeds £	Profit (Loss) £	Holding 05/04/2023	Book Value 05/04/2023 £	Market Value 05/04/2023 £	Net Income £
Indivior Plc Ordinary USD0.10 Shares	650	216.27			650	216.27					
Indivior Plc Ordinary USD0.5			130	216.27				130	216.27	1,860	
Ishares Fise UK Dividend Plus	800.00000	9,026.09							9,026.09	5,611	151.68 119.76 49.52 24.16
JP Morgan Indian It Ordinary GBP0.25	3,000	3,791.75						3,000	3,791.75	23,220	
Jupiter Asst Management(Europe) Ltd Merian Gbl Eqy Abs Rtn UI GBP Acc Hgd								21,596.78100	26,638.00	27,886	
Jupiter Unit Trust Managers Income Trust 1 Inc	2,204.24000	10,232.04						2,204.24000	10,232.04	12,462	262.06 231.55
Land Securities Group Ordinary GBP0.1066666666	937	7,394.01							7,394.01	5,781	79.65 121.81 80.58 84.33
Legal & General Ut L&g Fixed Int Trust(I)inc	99,921.56800	64,165.30			99,921.56800	62,073.06	(2,092.24)				373.72 415.85 427.77 460.29
Liberty Global Plc USD0.01 A common Stock	166	2,671.47						166	2,671.47	2,620	
Liberty Global Plc USD0.01 C Common Stock	406	6,399.47						406	6,399.47	6,720	

The Charles Peel Charitable Trust

Schedule of Investments and Income

Year ended 5th April 2023

	Holding 06/04/2022	Book Value 06/04/2022 £	Additions Quantity	Cost £	Disposals Quantity	Proceeds £	Profit (Loss) £	Holding 05/04/2023	Book Value 05/04/2023 £	Market Value 05/04/2023 £	Net Income £
Lloyds Banking Group Ordinary GBP0.10	6,027	21,926.55						6,027	21,926.55	2,919	80.16 48.22
M&g Securities Ltd Cbl Floating Rate High Yield Pp GBP Dis	11,794.43900	12,727.85						11,794.43900	12,727.85	11,060	109.23 126.70 148.60 197.82
Merchants Trust Ordinary GBP0.25	5,000	18,752.25						5,000	18,752.25	28,300	342.50 342.50 342.50 345.00
Murray Income Tst Ordinary GBP0.25	1,488	18,496.49						1,488	18,496.49	12,544	122.76 167.40 122.76 122.76
Ninety One Fund Managers UK Ltd Emerging Mkts Local Curr Debt I2 Inc	15,000	16,950.75									119.34 147.57 169.94 149.45
Reckitt Benckiser Group Plc Ordinary GBP0.10	400	4,613.10						400	4,613.10	25,344	406.40 292.00
Relx Plc GBP0.1444	1,500	11,519.57						1,500	11,519.57	39,375	532.50 235.50
Scottish Mortgage Inv Trust Ordinary GBP0.05	6,000	3,861.20									124.20

The Charles Peel Charitable Trust

Schedule of Investments and Income

Year ended 5th April 2023

	Holding 06/04/2022	Book Value 06/04/2022 £	Additions Quantity	Cost £	Disposals Quantity	Proceeds £	Profit (Loss) £	Holding 05/04/2023	Book Value 05/04/2023 £	Market Value 05/04/2023 £	Net Income £
Scottish Mortgage Inv Trust Ordinary GBP0.05	1,000	16,196.26						6,000	3,861.20	38,556	96.00
Shell Plc Ordinary EUR0.07	1,000	16,196.26						1,000	16,196.26	23,630	200.10 215.70 206.10 241.10
Temple Bar Inv Tr Ordinary GBP0.25	2,500	15,624.31			2,500	15,624.31					
Temple Bar Investment Trust Ordinary GBP0.05	24,000	4,903.30	12,500	15,624.31				12,500	15,624.31	28,813	256.25 287.50 312.50 312.50
The European Smaller Co's Trst Plc Ordinary GBP0.015625	20,000.00	74,008.60						24,000	4,903.30	37,200	300.00 744.00
Treasury 2.5% 1/1 Stk 2024 GBP	10,000.00	15,640.48						20,000.00	74,008.60	75,478	804.50 862.86
United Kingdom(Government Of) 1.25% Idx-Lkd Stk 22/11/2027 GBP100	30,000.00	65,151.13	15,000.00	29,567.10				15,000.00	29,567.10	30,199	
United Kingdom(Government Of) 1.875% Idx/lkd Stk 22/11/2022 GBP100	10,000.00	15,640.48			10,000.00	16,709.43	1,068.95				
United Kingdom(Government Of) 1.25% Idx/lkd Gilt 22/11/32 GBP100	30,000.00	65,151.13						30,000.00	65,151.13	57,931	278.43 299.54

The Charles Peel Charitable Trust

Schedule of Investments and Income

Year ended 5th April 2023

	Holding 06/04/2022	Book Value 06/04/2022 £	Additions Quantity	Cost £	Quantity	Disposals Proceeds £	Profit (Loss) £	Holding 05/04/2023	Book Value 05/04/2023 £	Market Value 05/04/2023 £	Net Income £
United Kingdom(Government Of) 0.125% Idx Lkd Gilt 22/03/24 GBP	15,000.00	19,572.01						15,000.00	19,572.01	22,398	13.24 13.93
United Utilities Group Plc Ordinary GBP0.05	1,545	11,202.26						1,545	11,202.26	16,632	448.05 234.38
Verizon Commun Common USD0.10	500	12,156.62			500	20,943.62	8,787.00				215.66 221.60
Vodafone Group Ordinary USD0.2095238	5,454	9,137.56						5,454	9,137.56	4,879	206.44 215.93
Witan Investment Trust Ordinary GBP0.05	17,500	40,204.29						17,500	40,204.29	38,150	245.00 245.00 245.00 280.00
TOTAL:		765,753.86		45,407.68		115,595.60	7,792.62		703,358.56	1,070,505	26,268.46

THE CHARLES PEEL CHARITABLE TRUST

England & Wales - Charity number 1087249

Accounts

THE CHARLES PEEL CHARITABLE TRUST
ACCOUNTS
FOR THE YEAR ENDED 5TH APRIL 2021

THE CHARLES PEEL CHARITABLE TRUST
INDEX TO ACCOUNTS
FOR THE YEAR ENDED 5TH APRIL 2021

	Page
Trustees' Report	1-2
Independent Examiners' Report	3
Income Account	4
Capital Account	5
Statement of Assets and Liabilities	6
Schedule of Investment and Income	7-13

THE CHARLES PEEL CHARITABLE TRUST
TRUSTEES' REPORT FOR THE YEAR ENDED 5TH APRIL 2021

The Trustees present their report with the financial statements for the year ended 5th April 2021.

Reference and Administrative Details of the Charity, its Trustees and Advisers

Trustees

Charles David Peel
Catherine Anne Peel
Judith Margaret Cuxson
David Pickard
Thomas David Peel

Principal Office

VWV
24 King William Street
London
EC4R 9AT

Charity Number

1087249

Solicitors

Veale Wasbrough Vizards LLP
24 King William Street
London
EC4R 9AT

Independent Examiner

S G Fraser FCA
MHA Monahans
38/42 Newport Street
Swindon Wiltshire SN1 3DR

Investment Advisers

Rathbones Investment Management Ltd
8 Finsbury Circus
London EC2M 7AZ
Structure, Governance and Management
Governing Document

The Charity Trust is governed by a Trust Deed dated 16th February 2001

THE CHARLES PEEL CHARITABLE TRUST TRUSTEES' REPORT
FOR THE YEAR ENDED 5TH APRIL 2021

Risk Review

The Trustees have assessed the major risks to which the Trust is exposed and feel that all appropriate steps have been taken to mitigate these risks.

Objects and Activities

The object of the Trust is to apply the income and all or part of the capital at such time and in such manner for the advancement of education for the benefit of the community or such other exclusively charitable objects and purposes as the Trustees may in their absolute discretion think fit.

Public Benefit

The Trustees have paid due regard to the Charity Commission's guidance on public benefit in deciding what activities the Charity should undertake. The Trustees consider that they have acted in the public benefit.

Achievements and Performance

Donations amounting to £62,800 were made during the year to 5th April 2021. Income received during the year to 5th April 2021 amounted to £24,277.85 before expenses.

Financial Review

Investments - At the 5th April 2021 the market value of the Trust investments managed by Rathbones Investment Management Limited stood at £1,148,128 and they also held cash funds totalling £47,736.71. The trustees also held cash funds of £31,038.24 with C Hoare & Co and £1,994.89 with VWV LLP.

Reserves Policy - It is not the Trustees' intention to hold significant reserves of income but to distribute such sums at the Trustee Annual Meeting.

Plans for the Future Periods

The Trustees will continue to look for opportunities to assist beneficiaries and to maximise the income available to make such grants.

Signed on behalf of the Trustees on

14 November 2021



C D Peel




Mrs C A Peel



T D Peel



Mrs J M Cuxson



D Pickard

INDEPENDENT EXAMINER'S REPORT TO THE TRUSTEES OF
THE CHARLES PEEL CHARITABLE TRUST

I report on the Accounts of the Trust for the year ended 5th April 2021 which are set out on pages 4 to 6

Respective Responsibilities of Trustees and Examiner

The Charity's Trustees are responsible for the preparation of the Accounts. The Charity's Trustees consider that an audit is not required for this year under section 144(2) of the Charities Act 2011 (the 2011 Act) and that an Independent Examiner is needed.

It is my responsibility to:

- examine the Accounts under section 145 of the 2011 Act;
- to follow the procedures laid down in the General Directions given by the Charity Commission under section 145(5)(b) of the 2011 Act; and
- to state whether particular matters have come to my attention.

Basis of the Independent Examiner's Report

My examination was carried out in accordance with the General Directions given by the Charity Commissioners. An examination includes a review of the accounting records kept by the Charity and a comparison of the Accounts presented with those records. It also includes consideration of any unusual items or disclosures in the Accounts, and the seeking of explanations from you as Trustees concerning any such matters. The procedures undertaken do not provide all the evidence that would be required in an audit and, consequently, I do not express an audit opinion on the view given by the Accounts.

Independent Examiner's Statement

In connection with my examination, no matter has come to my attention:

- 1 which gives me reasonable cause to believe that, in any material respect, the requirements:

- to keep accounting records in accordance with section 130 of the 2011 Act; and

- to prepare Accounts which accord with the accounting records and to comply with the accounting requirements of the Act

have not met; or

- 2 to which, in our opinion, attention should be drawn in order to enable a proper understanding of the Accounts reached.



S G Fraser FEA
MHA Monahans Chartered Accountants
38-42 Newport Street
Swindon Wilts SN1 3DR

24th November 2021

THE CHARLES PEEL CHARITABLE TRUST
RECEIPTS AND PAYMENTS ACCOUNTS
FOR THE YEAR ENDED 5TH APRIL 2021
UNRESTRICTED INCOME ACCOUNT

	2021	2020
RECEIPTS		
<u>Interest Received</u>		
VWV compound interest	-	27.26
Dividends etc (Page 7 to 13)	24,277.85	30,136.84
Transfer from capital account	42,057.69	16,000.00
TOTAL RECEIPTS	<u>66,335.54</u>	<u>46,164.10</u>
PAYMENTS		
Donations	62,800.00	44,000.00
Fidelity Investment American Fund (accumulation units)	145.26	215.90
<u>Administration Costs</u>		
Monahans - Independent Examiners Fee	900.00	864.00
Veale Wasbrough Vizards - income fees	2,533.00	2,436.00
C Hoare & Co bank charges	280.00	
NET PAYMENTS	<u>66,658.26</u>	<u>47,515.90</u>
Excess (deficit) of receipts and payments	(322.72)	(1351.80)
Cash funds at 5 April 2020	322.72	1,674.52
CASH FUNDS AT 5 APRIL 2021	<u>-</u>	<u>322.72</u>

THE CHARLES PEEL CHARITABLE TRUST
RECEIPTS AND PAYMENTS ACCOUNTS
FOR THE YEAR ENDED 5TH APRIL 2021
UNRESTRICTED CAPITAL ACCOUNT

	<u>2021</u>	<u>2020</u>
RECEIPTS		
Proceeds from sale of investments	199,802.37	133,450.63
<u>Transfer from Income Account</u>		
Fidelity Investment American Fund	145.26	215.90
<u>Cash Fractions</u>		
Murray Income Trust	5.18	-
TOTAL RECEIPTS	<u>199,952.81</u>	<u>133,666.53</u>
PAYMENTS		
Purchase of shares	152,735.02	97,131.75
Rathbones - Management fees	5,954.08	6,206.64
Veale Wasbrough Vizards - Administration fees	1,394.00	1,344.00
Transfer to income account	42,057.69	16,000.00
NET PAYMENTS	<u>202,140.79</u>	<u>120,682.39</u>
(Deficit) Excess of receipts over payments	(2,187.98)	12,984.14
Cash funds at 5 April 2020	83,007.83	70,023.69
Cash funds at 5 April 2021	<u>80,819.85</u>	<u>83,007.83</u>

THE CHARLES PEEL CHARITABLE TRUST

STATEMENT OF ASSETS AND LIABILITIES
AT 5TH APRIL 2021

	2021		2020	
	£	£	£	£
INVESTMENT ASSETS		1,148,128.00		969,004.00
CASH FUNDS				
Capital Account	80,819.85		83,007.83	
Income Account	<u>-</u>	80,819.85	<u>322.72</u>	83,330.55
		<u>1,228,947.85</u>		<u>1,052,334.55</u>

THE CHARLES PEEL CHARITABLE TRUST
YEAR ENDED 5 APRIL 2021

Donations:

	£
St Edmund Hall	24,300.00
Royal College of Music	10,000.00
Norwich School	10,000.00
OAE	6,000.00
Glyndebourne	7,000.00
RIBA (Student Hardship Fund)	5,000.00
Bendetti Foundation	500.00
Total donations	<u>62,800.00</u>

The Charles Peel Charitable Trust

Schedule of Investments and Income

Year ended 5th April 2021

	Holding 06/04/2020	Book Value 06/04/2020 £	Additions Quantity	Cost £	Quantity	Disposals Proceeds £	Profit (Loss) £	Holding 05/04/2021	Book Value 05/04/2021 £	Market Value 05/04/2021 £	Net Income £
3i Group Ordinary GBP0.738636	1,000	5,974.46						1,000	5,974.46	11,735	175.00 175.00
Aberdeen Standard Fund Managers Corporate Bond S Instl Inc Nav	143,969.13000	71,788.66								81,170	575.30 577.75 579.62 562.78
Alliance Trust Ordinary GBP0.025	6,000	16,768.08									215.70 215.70 215.70 215.70
Astra Zeneca plc Ord. US\$0.25	500	13,530.59						500	13,530.59	35,860	348.00 687.00
Barclays Ordinary GBP0.25	6,250	23,360.45						6,250	23,360.45	11,500	62.50
Bny Mellon Fund Managers Limited Newton Higher Income W Net Instl Inc Nav	19,388.96000	16,598.69								24,603	232.70 218.42 226.09 230.35
Bunzl Ordinary GBP0.32142857	1,000	3,899.30						1,000	3,899.30	23,600	358.00 158.00
Capital International Mgmt Co Sarl Investment Co Of America (L) Zgd USD	2,000.00000	10,994.84									97.62 73.31 83.40

The Charles Peel Charitable Trust

Schedule of Investments and Income

Year ended 5th April 2021

	Holding 06/04/2020	Book Value 06/04/2020 £	Additions Quantity	Cost £	Disposals Quantity	Proceeds £	Profit (Loss) £	Holding 05/04/2021	Book Value 05/04/2021 £	Market Value 05/04/2021 £	Net Income £
Capital International Mgmt Co Sarl Investment Co Of America (L.) Z/gd USD								2,000.00000	10,994.84	23,795	72.20
Dexion Absolute Ltd NPV Liquidation Entitlement	10,000				10,000	462.80	462.80				
F&c Investment Trust Plc Ordinary GBP0.25	7,500	16,470.52						7,500	16,470.52	59,850	217.50 217.50 217.50 217.50
Ferguson Plc Ordinary GBP0.10	420	16,060.89			420	26,945.44	10,884.55				
Fidelity Investment Funds ICVC Global Dividend Fund			15,000.00000	28,919.19 (181.34)				15,000.00000	28,737.85	31,275	179.30 80.33 178.50
Fil Investment Services(Uk)limited American W Acc Nav	750.00000	9,600.98		145.26				750.00000	9,746.24	40,598	145.26
Franklin Templeton Investment Fund Global Bond I MDIS INC NAV	1,500	18,657.30						1,500	18,657.30	15,015	61.50 42.00 46.50 58.50 45.00 46.50 52.50 75.00 52.50 118.50 123.00 54.00

The Charles Peel Charitable Trust

Schedule of Investments and Income

Year ended 5th April 2021

	Holding 06/04/2020	Book Value 06/04/2020 £	Additions Quantity	Cost £	Quantity	Disposals Proceeds £	Profit (Loss) £	Holding 05/04/2021	Book Value 05/04/2021 £	Market Value 05/04/2021 £	Net Income £
Herald Inv Trust Ordinary GBP0.25	2,000	6,047.90						2,000	6,047.90	41,700	
Indivior Plc Ordinary USD0.10 Shares	650	216.27						650	216.27	852	
INVESCO LTD USD0.20 Common Stock	1,000	5,182.16			1,000	7,620.11	2,437.95				
Ishares Fise UK Dividend Plus	800.00000	9,026.09						800.00000	9,026.09	5,640	59.76 68.88 41.04 46.24
JP Morgan Indian It Ordinary GBP0.25	3,000	3,791.75						3,000	3,791.75	22,065	
Jupiter Asst Management(Europe) Ltd Merian Gbl Eqty Abs Rtn UI GBP Acc Hgd Changed from Merian Global Investors (Europe) Lt Merian Global Equity Abst Rtn UI Gbp Acc on 15/02/2021	21,596.78100	26,638.00						21,596.78100	26,638.00	23,325	
Jupiter Unit Trust Managers Income Trust I Inc	2,204.24000	10,232.04						2,204.24000	10,232.04	11,371	150.98 165.11
Land Securities Group Ordinary GBP0.106666666	937	7,394.01						937	7,394.01	6,574	112.44 56.22
Legal & General Ut L&g Fixed Int Trust(I)inc	99,921.56800	64,165.30						99,921.56800	64,165.30	76,290	453.44 458.84 452.20 440.41
Liberty Global Plc USD0.01 A common Stock	166	2,671.47						166	2,671.47	3,062	

The Charles Peel Charitable Trust

Schedule of Investments and Income

Year ended 5th April 2021

	Holding 06/04/2020	Book Value 06/04/2020 £	Additions Quantity	Cost £	Quantity	Disposals Proceeds £	Profit (Loss) £	Holding 05/04/2021	Book Value 05/04/2021 £	Market Value 05/04/2021 £	Net Income £
Liberty Global Plc USD0.01 C Common Stock	406	6,399.47						406	6,399.47	7,449	
Lloyds Banking Group Ordinary GBP0.10	6,027	21,926.55						6,027	21,926.55	2,578	
M&g Investment Management Limited Gbl Floating Rate High Yld Gbp Hgd I Dis 12,500.00000		12,727.85						12,500.00000	12,727.85	11,441	119.88 122.35 123.26 106.36
Merchants Trust Ordinary GBP0.25	5,000	18,752.25									340.00 340.00 340.00 340.00
Murray Income Tst Ordinary GBP0.25			1,488	18,496.49				1,488	18,496.49	12,663	58.78
Natixis Intl Funds Loomis Multisect I/D (US\$)	1,500.00000	12,271.96									124.43 102.52 118.63 123.73
Ninety One Fund Managers UK Ltd Emerging Mkts Local Curr Debt I2 Inc Changed from Investec Fund Managers Emrg Mkts Debt III I Inc Net on 27/04/2020	15,000	16,950.75						1,500.00000	12,271.96	13,776	164.75 138.59 150.71 154.16
Perpetual Inc&grth Ordinary GBP0.10	5,000	18,496.49			5,000	18,496.49				10,251	240.00 170.00 650.00

The Charles Peel Charitable Trust

Schedule of Investments and Income

Year ended 5th April 2021

	Holding 06/04/2020	Book Value 06/04/2020 £	Additions Quantity	Cost £	Disposals Quantity	Proceeds £	Profit (Loss) £	Holding 05/04/2021	Book Value 05/04/2021 £	Market Value 05/04/2021 £	Net Income £
Reckitt Benckiser Group Plc Ordinary GBP0.10	400	4,613.10						400	4,613.10	25,988	406.40 292.00
Relx Plc GBP0.1444	1,500	11,519.57						1,500	11,519.57	27,525	481.50 204.00
Royal Dutch Shell 16 shs EUR0.07 (Uk List)	1,000	16,196.26						1,000	16,196.26	13,354	126.80 120.90 124.80 119.60
Scottish Mortgage Inv Trust Ordinary GBP0.05	7,500	4,826.50			1,500	14,387.18	13,421.88	6,000	3,861.20	69,840	139.50 87.00
Tapestry Inv Co Red Ptg Pref Shs No Par Value			2,034		2,034	160.64	160.64				
Temple Bar Inv Tr Ordinary GBP0.25	2,500	15,624.31						2,500	15,624.31	28,700	275.00 275.00 206.25 206.25
Tr Europe Gvth Tst Ordinary GBP0.125	3,000	4,903.30						3,000	4,903.30	40,800	234.00 426.00
Treasury 2.5% 1/1 Slk 2024 GBP	20,000.00	74,008.60						20,000.00	74,008.60	71,645	744.86 747.94
Treasury 2 1/2% 1/1 Slk 2020 GBP	10,000.00	36,689.71			10,000.00	35,159.07	(1,530.64)				439.48

The Charles Peel Charitable Trust

Schedule of Investments and Income

Year ended 5th April 2021

	Holding 06/04/2020	Book Value 06/04/2020 £	Additions Quantity	Cost £	Quantity	Disposals Proceeds £	Profit (Loss) £	Holding 05/04/2021	Book Value 05/04/2021 £	Market Value 05/04/2021 £	Net Income £
United Kingdom(Government Of) 1.875% ldx/lkd Stk 22/1/2022 GBP100	10,000.00	15,640.48						10,000.00	15,640.48	15,758	133.29 134.02
United Kingdom(Government Of) 1.25% ldx/lkd Gilt 22/1/32 GBP100			22,500.00 7,500.00	49,134.92 16,016.21				30,000.00	65,151.13	62,541	190.41
United Kingdom(Government Of) 0.125% ldx Lkd Gilt 22/03/24 GBP	15,000.00	19,572.01						15,000.00	19,572.01	20,144	11.36 11.40
United Kingdom(Government Of) 2.25% Gilt 07/09/23 GBP1	75,000.00	72,241.10			75,000.00	79,954.12	7,713.02				843.75
United States Of Amer Treas Notes 0.125% Tbill 15/07/2022 USD1000	20,000.00	16,232.48			20,000.00	16,616.52	384.04				10.98 10.31
United Utilities Group Plc Ordinary GBP0.05	1,545	11,202.26						1,545	11,202.26	14,344	438.78 222.63
Verizon Commun Common USD0.10	500	12,156.62						500	12,156.62	21,186	207.18 199.47 204.85 193.82
Vodafone Group Ordinary USD0.2095238	5,454	9,137.56						5,454	9,137.56	7,290	222.51 217.12
Witan Investment Trust Ordinary GBP0.05			17,500	40,204.29				17,500	40,204.29	39,725	250.25

The Charles Peel Charitable Trust

Schedule of Investments and Income

Year ended 5th April 2021

	Holding 06/04/2020	Book Value 06/04/2020 £	Additions Quantity	Cost £	Disposals Quantity	Proceeds £	Profit (Loss) £	Holding 05/04/2021	Book Value 05/04/2021 £	Market Value 05/04/2021 £	Net Income £
TOTAL:		<u>791,158.93</u>		<u>152,735.02</u>		<u>199,802.37</u>	<u>33,934.24</u>		<u>778,025.82</u>	<u>1,148,128</u>	<u>24,277.85</u>