

# **The Chiltern Society**

**(A company limited by guarantee)**

## **ANNUAL REPORT and FINANCIAL STATEMENTS**

**Year ended 30 June 2024**

Charity Commission England & Wales: Charity number: 1085163

Company number: 04138448

**The Chiltern Society**

**Contents of the Financial Statements  
For the Year ended 30 June 2024**

---

|                                      | Page     |
|--------------------------------------|----------|
| Independent Examiner’s Report        | 1        |
| Legal and administrative Information | 2 to 3   |
| Report of the Executive Council      | 4 to 9   |
| Statement of Financial Activities    | 10       |
| Balance Sheet                        | 11       |
| Statement of Cash Flow               | 12       |
| Notes to the Financial Statements    | 13 to 17 |

## **Independent Examiner's Report to the Trustees of The Chiltern Society**

---

I report on the accounts of the charitable company for the year ended 30 June 2024 which are set out on pages 10 to 17.

### **Responsibilities and basis of report**

As the charity trustees of the company (and also its directors for the purposes of company law) you are responsible for the preparation of the accounts in accordance with the requirements of the Companies Act 2006 ('the 2006 Act').

Having satisfied myself that the accounts of the company are not required to be audited under Part 16 of the 2006 Act and are eligible for independent examination, I report in respect of my examination of your company's accounts as carried out under section 145 of the Charities Act 2011 ('the 2011 Act'). In carrying out my examination I have followed the Directions given by the Charity Commission under section 145(5)(b) of the 2011 Act.

### **Independent examiner's statement**

Since the company's gross income exceeded £250,000 your examiner must be a member of a body listed in section 145 of the 2011 Act. I confirm that I am qualified to undertake the examination because I am a member of the ICAEW, which is one of the listed bodies.

I have completed my examination. I confirm that no matters have come to my attention in connection with the examination giving me cause to believe that in any material respect:

1. accounting records were not kept in respect of the company as required by section 386 of the 2006 Act; or
2. the accounts do not accord with those records; or
3. the accounts do not comply with the accounting requirements of section 396 of the 2006 Act other than any requirement that the accounts give a 'true and fair view' which is not a matter considered as part of an independent examination; or
4. the accounts have not been prepared in accordance with the methods and principles of the Statement of Recommended Practice for accounting and reporting by charities applicable to charities preparing their accounts in accordance with the Financial Reporting Standard applicable in the UK and Republic of Ireland (FRS 102).

I have no concerns and have come across no other matters in connection with the examination to which attention should be drawn in this report in order to enable a proper understanding of the accounts to be reached.



.....  
S P Grant FCA CTA FABRP MIPA

3 December 2024

Azets  
Suites B & D  
Burnham Yard  
Beaconsfield  
Bucks HP9 2JH

# The Chiltern Society

## Legal and administrative information For the year ended 30 June 2024

---

### Status

The Chiltern Society (the Charity) is a charitable company limited by guarantee, incorporated on 10 January 2001, and registered as a Charity on 22 February 2001. The company took over the activity and acquired the assets and liabilities of the un-incorporated Charity 'The Chiltern Society' (Reg. no: 247000) on 1 July 2001. Members of the charitable company each guarantee to contribute an amount not exceeding £1 to the assets of the charitable company in the event of a winding up. The Chiltern Society was originally registered as a Charity in 1965.

The company was established under a Memorandum of Association, which established the objects and powers of the charitable company and is governed under its Articles of Association. Under those Articles, the members of the Executive Council, ("the Council") are the directors and trustees for the purposes of company and Charity law. Trustees are elected for a period of three years. If a trustee so wishes, he/she can be re-elected for a further term without any break in service.

### Executive Council

|   |                   |
|---|-------------------|
| Chair (until 26 October 2024 and Treasurer until 21 March 2024) | Simon Kearey***** |
| Chair (from 26 October 2024)                                    | Peter Phippen**** |
| Vice Chair (until 11 January 2024)                              | David Harris*     |
| Vice Chair (from 21 October 2023)                               | Luke Jefferys     |
| Treasurer (from 21 March 2024)                                  | Grahame Smith**   |
| Secretary   | Helen Griffiths   |

### Other Trustees

|                      |                    |                      |
|----------------------|--------------------|----------------------|
| Harriet Bennett***** | Mark Gardiner      | John Gladwin*****    |
| Jane Herve           | William Lacey***** | Brian McGowan*****   |
| Catherine Moncrief   | Alex Moriarty***   | Lisbet Sherlock***** |
| Mona Smith*****      | Robin Storey*****  | James Wheatcroft **  |
| Andrew Wilson        |                    |                      |

\*Resigned 11 January 2024 (to become President with effect from 12 January 2024)

\*\*Appointed 21 March 2024

\*\*\*Resigned 6 August 2024

\*\*\*\* Appointed as a director and trustee 25 September 2024

\*\*\*\*\* Resigned 26 October 2024

\*\*\*\*\* Appointed 26 October 2023

\*\*\*\*\* Resigned 26 October 2023

### Registered Office and Operating Address

The White Hill Centre, White Hill, Chesham, Bucks. HP5 1AG

## **The Chiltern Society**

### **Legal and administrative information**

**For the year ended 30 June 2024 (Continued)**

---

**Chief Officer**

David (Tom) Beeston

**Head of Conservation & Development**

Gavin Johnson

**Head of Fundraising & Awareness**

Samantha Roberts

**Office Manager and Volunteer Coordinator**

Tracey Read

**Reporting Accountant**

Stephen Grant FCA CTA FABRP MIPA    Azets, Beaconsfield, Bucks HP9 2JH

**Bankers**

HSBC UK Bank plc

Santander

Nationwide

NatWest Bank Plc

TSB Bank

Metro Bank

**Solicitors**

Barry McLoughlin, Kidd Rapinet LLP

# **The Chiltern Society**

## **Report of the Executive Council For the year ended 30th June 2024**

---

The Executive Council is pleased to present its report together with the accounts to 30 June 2024.

The legal and administrative information on pages 2 and 3 forms part of this report. The accounts comply with current statutory requirements, the Memorandum and Articles of Association and the Statement of Recommended Practice (SORP) – “Accounting and Reporting by Charities” (FRS102).

### **Objects**

The company is a Charity that was formed for the public benefit and includes amongst its objects the encouragement of high standards of town and country planning and design in the Chilterns; raising the awareness and understanding of the character and history of the Chilterns among people of all ages and to encourage them to enjoy and care for its natural environment and beauty; the encouragement of conservation, development and improvement of the amenities, areas of tranquillity and features of historic interest in the Chilterns and to promote such other charitable purposes as may from time to time be determined.

### **Governance**

The Society is governed by the Executive Council elected by fellow members at the Annual General Meeting and who are elected for three years. Nominations for Trustees are sought via the Society’s membership magazine and website and via third party agents, and applicants are then vetted by a Nominations Committee made up of at least three Trustees. The Honorary Officers of the Society, Chair, Vice Chair, Treasurer and Secretary are Trustees who are voted into office by members at the Annual General Meeting for a period of one year.

Once elected, new Trustees follow an induction programme in which they meet senior members of staff and are encouraged to visit the Society’s nature reserves and heritage sites together with the various interest groups. Trustees are expected to be involved with and to take responsibility for one or more of the Society’s activities.

Operational matters are delegated to the Chief Officer, and the senior management team consisting of the Head of Fundraising & Awareness, the Head of Conservation and Development. The Officers meet regularly with the Chief Officer and Trustees or relevant volunteers are invited from time to time to those meetings for specific purposes.

The Executive Council delegates certain activities and functions to sub-committees, working parties and groups, comprising Trustees and/or volunteers and whose proceedings are reported back to the Executive Council. Relevant members of staff provide assistance.

### **Key Management Personnel**

The key management staff involved in the day-to-day management of the Charity are Tom Beeston, Samantha Roberts and Gavin Johnson who each receive a salary of less than £60,000 per annum.

### **Public Benefit Statement**

The trustees have considered the guidance published by the Charity Commission and have concluded that the charitable company’s core activities satisfactorily address the principles of identifiable public benefit and demonstrate that the charitable company has fulfilled the public benefit requirement under the Charities Act 2011.

# The Chiltern Society

## Report of the Executive Council (continued) For the year ended 30th June 2024

---

### Financial Management Policies

- Reserves policy

The Society's policy on reserves requires that it retain in liquid form an amount sufficient to ensure its continuity.

- Investment Policy

The Executive Council has considered the most appropriate policy for investing funds and supports that specialised unit trusts, and investment trusts designed for the charity sector, are most likely to meet their requirements to generate income and capital growth over the long term. Investments are reviewed on a regular basis by the Investment Sub-Committee chaired by the Treasurer and during the year it was decided, in conjunction with external advice, to consolidate all cash deposits with Flagstone and to consolidate all equity-based investments with Rathbones.

It is the intention of the Society to acquire another heritage site or nature reserve and positive steps will continue to identify such a purchase.

- Pay and Remuneration

The pay and remuneration of the staff is overseen by the Honorary Officers and set through a process that involves evaluation of job roles and benchmarking against comparable roles in similar organisations. All job roles are evaluated looking at the level of responsibility for staff management, finance and budget, decision making authority, external representation and impact on strategic objectives.

- Legacy Policy

In 2003, the Society established The Bluebell Guild as a means of encouraging members to provide future financial support to the Society by way of the gift of a legacy. Unless a restriction is placed on the use of monies received in this way they will be treated as a donation to general funds.

In the current financial year, the Society has received the sum of £114,090 (2023: £95,663).

- Liability of Members

The members of the Society agree to contribute a sum, not exceeding £1, in the event of the Society being wound up.

- Financial Planning

The Executive Council determines annual budgets for income and expenditure following discussion with its constituent sub-committees and Groups. The arrangements include regular revision of levels of subscriptions and other income raising initiatives, including grant aid, together with the approval of programmes of expenditure in furtherance of the Society's objectives.

## The Chiltern Society

### Report of the Executive Council (continued) For the year ended 30th June 2024

---

#### Financial Management Policies (continued)

- Risk Management

A review of major risks has shown that conservation work was the most likely to cause concern. This risk has been minimised by a review of insurances, monitoring the Risk Register and a Health & Safety Policy Statement, supported by a detailed Health & Safety Guide for all those engaged in activities involving risk. The Health and Safety Policy and detailed guide is constantly under review and updated where necessary.

Health & Safety issues are considered on a monthly basis by the Senior Management Team and a full policy review is carried out by the Trustees annually. The Head of Conservation and Development is the Health & Safety Officer.

Other risks relate to any failure to continue to attract donors, retain existing members, recruit new members, potential alienation and lack of volunteers and leaders and data protection breaches.

#### Financial Results

The overall operating surplus for the year was £109,981 (2023: deficit £37,005), which includes an unrealised gain on the Society's investments of £7,204 (2023: loss £20,963)

The 2024 result includes a net increase of £47,735 on restricted funds (2023 – net increase £12,972).

#### Membership

At the end of the year the membership stood at 6,157 (2023: 6,352).

#### Achievements and Performance

The Society supports the conservation of the natural environment, raising public awareness and making appropriate representations where deemed necessary in the following areas;

- Planning & Environment,
- Conservation,
- Rights of Way and Access
- Heritage & Culture

Volunteers have continued to work on its woodland, nature reserve and historic sites in addition to a number of other areas at the request of the owners, principally local authorities.



# The Chiltern Society

## Report of the Executive Council (continued) For the year ended 30th June 2024

---

### Achievements and Performance (continued)

The Society sites are:-

Bottom Wood, High Wycombe  
Lacey Green Windmill  
Prestwood Nature Reserve  
Whiteleaf Hill  
Cobblers Pits, Halton  
Hampden Monument, Prestwood  
North End Common

Ewelme Water Cress Beds & nature reserve  
Marlow Common North  
Brush Hill, Princes Risborough  
Captains Wood, Chesham  
Cholesbury Camp  
Penn Diamond Jubilee Wood

In late 2023 the Society added 10 acres of grassland to its Penn Jubilee Woods site, by way of a gift.

Over the past year, the Chiltern Society has made significant strides in conserving and enhancing the Chilterns. They maintained and restored 2,200 miles of paths and bridleways, ensuring accessibility for all. Volunteers have dedicated over 89,000 hours to environmental projects, including managing woodlands and clearing streams. The Society also championed sustainable development, fighting against harmful building projects. Additionally, the society has promoted local heritage through events like the annual Heritage and Arts Festival, which brought the community together through walks, talks, and workshops.

The Society has a strategic goal to continue to increase its involvement in conservation projects working with partner organisations across The Chilterns. The River Chess Smarter Water Project and The WildBelt Project being examples of the Society's success in meeting its goal. The River Chess Smarter Water Project is focussed on improving the River Chess and its wider catchment – including improving flow and water quality and managing invasive species. The expectation is that this project will also look at other catchment areas throughout the Chilterns. The Community WildBelt project, funded by The National Lottery Heritage Fund and the Rothschild Foundation is a project creating a lasting and joined-up approach to nature conservation through local people. The project develops and supports individuals, Parish Councils and community groups to take practical and positive action and help nature recovery on their doorsteps. The Society's teams met their targets in both projects in the year. Additional funding for The Smarter Water project has been secured for 2024-5.

The Society continued to monitor, maintain and improve rights of way and promote access throughout the Chilterns, including an extensive programme of led walks, cycle rides, and publication of new and updated maps. The Society continues to campaign to protect the green belt. As the HS2 project has continued the Society's team has continued to press for conservation of several local areas impacted by the engineering works and to ensure local rights of way are maintained during construction of the rail infrastructure. The Society is part of a group leading on ensuring that following the work that nature recovery and biodiversity delivery is appropriate and positive.

The Fundraising & Awareness group has been active throughout the year. The approach has been updated to widen the focus to the whole range of "supporters" and through this lens, increase awareness of the Society's impact, increase community and individual engagement and continue to attract new members.

The Heritage & Culture group has built on already established partnerships to support new projects and as well as organising the annual Heritage and Arts Festival.

## The Chiltern Society

### Report of the Executive Council (continued) For the year ended 30th June 2024

---

#### Plans for the future

Projects for the future include:

Continuation of the very successful Wildbelt project. Penn Jubilee Woods expansion and Northend Common set up/integration. The work completed in the Chess Smarter Water Catchment area is to be expanded to other catchment areas alongside, community engagement, partnership working and lobbying both industry and Government for better Chalk Streams protection.

Work on two of the society's most iconic sites will see the completion of signage at Ewelme Watercress Beds and completion of the restoration of Lacey Green Windmill.

There are also plans to re-chalk the Whiteleaf Cross which has not be done for some years as well as continued support for Heritage and Cultural Events throughout the year especially through the Heritage and Arts Festival which continues to go from strength to strength.

All these efforts have helped protect the Chilterns' natural beauty and biodiversity for future generations.

Long Term Planning also includes working with Chilterns National Landscape Team (Chilterns Conservation Board) to ensure their revised management plan aligns with our ambitions and plans for the Chilterns National Landscapes for the coming 5 years.

We will continue to focus on our volunteers both in terms of support processes and framework as well as finding ways to celebrate the work and support that they do for the society which all goes to ensuring we are the number one choice in our field for volunteers in all areas of our work.

## The Chiltern Society

### Report of the Executive Council (continued) For the year ended 30th June 2024

---

#### Executive Council Responsibilities in respect of the Accounts

The Executive Council (who are also directors of The Chiltern Society for the purposes of company law) are responsible for preparing the Annual Report of the Council and the financial statements in accordance with applicable law and United Kingdom Accounting Standards (United Kingdom Generally Accepted Accounting Practice).

Company law requires the Council to prepare financial statements for each financial year, which give a true and fair view of the state of the affairs of the charitable Company as of the Balance sheet date and of its incoming resources and application of resources, including income and expenditure, of the charitable company for that period.


In preparing those financial statements, the trustees are required to:

- Select suitable accounting policies and then apply them consistently;
- Observe the methods and principles in the Charities SORP (FRS 102);
- Make judgements that are reasonable and prudent;
- State whether applicable UK Accounting Standards have been followed, subject to any material departures disclosed and explained in the financial statements;
- Prepare the financial statements on the going concern basis unless it is inappropriate to presume that the charitable company will continue in operation.

The Council is responsible for keeping adequate accounting records which disclose with reasonable accuracy at any time the financial position of the charitable company and to enable them to ensure that the financial statements comply with the Companies Act 2006. They are also responsible for safeguarding the assets of the charitable company and hence for taking reasonable steps for the prevention and detection of fraud and other irregularities.

This report has been prepared in accordance with the special provisions of the Charities 2011 Act.

On behalf of the Council



Peter Phippen  
Chairman

27 November 2024

# The Chiltern Society

## Statement of Financial Activities (including Income and Expenditure Account) For the Year ended 30 June 2024

|  | Notes | <u>Unrestricted<br/>Funds</u><br>£ | <u>Restricted<br/>Funds</u><br>£ | <u>Total<br/>Funds</u><br>2024<br>£ | <u>Unrestricted<br/>Funds</u><br>£ | <u>Restricted<br/>Funds</u><br>£ | <u>Total<br/>Funds</u><br>2023<br>£ |
|--|-------|------------------------------------|----------------------------------|-------------------------------------|------------------------------------|----------------------------------|-------------------------------------|
| <b>INCOME</b>                            |       |                                    |                                  |                                     |                                    |                                  |                                     |
| Donations, legacies and grants           | 2     | 313,998                            | 278,891                          | 592,889                             | 327,670                            | 455,744                          | 783,414                             |
| Charitable activities                    | 3     | 54,886                             | 21,751                           | 76,637                              | 55,870                             | -                                | 55,870                              |
| Other trading activities                 | 4     | 6,251                              | -                                | 6,251                               | 8,767                              | -                                | 8,767                               |
| Investments                              | 5     | 27,204                             | -                                | 27,204                              | 18,074                             | -                                | 18,074                              |
| <b>Total Income</b>                      |       | <b>402,339</b>                     | <b>300,642</b>                   | <b>702,981</b>                      | <b>410,381</b>                     | <b>455,744</b>                   | <b>866,125</b>                      |
| <b>EXPENDITURE</b>                       |       |                                    |                                  |                                     |                                    |                                  |                                     |
| Raising funds                            |       | 94,425                             | -                                | 94,425                              | 132,526                            | -                                | 132,526                             |
| Charitable activities                    | 6     | 252,872                            | 252,907                          | 505,779                             | 306,869                            | 442,772                          | 749,641                             |
| <b>Total expenditure</b>                 |       | <b>347,297</b>                     | <b>252,907</b>                   | <b>600,204</b>                      | <b>439,395</b>                     | <b>442,772</b>                   | <b>882,167</b>                      |
| <b>Net gains/(losses) on investments</b> | 8     | <b>7,204</b>                       | <b>-</b>                         | <b>7,204</b>                        | <b>(20,963)</b>                    | <b>-</b>                         | <b>(20,963)</b>                     |
| <b>Net movement in funds</b>             | 7     | <b>62,246</b>                      | <b>47,735</b>                    | <b>109,981</b>                      | <b>(49,977)</b>                    | <b>12,972</b>                    | <b>(37,005)</b>                     |
| Transfers between funds                  |       | -                                  | -                                | -                                   | -                                  | -                                | -                                   |
| <b>Reconciliation of funds</b>           |       |                                    |                                  |                                     |                                    |                                  |                                     |
| Total funds brought forward              |       | 832,655                            | 260,860                          | 1,093,515                           | 882,632                            | 247,888                          | 1,130,520                           |
| <b>Total funds carried forward</b>       |       | <b>894,901</b>                     | <b>308,595</b>                   | <b>1,203,496</b>                    | <b>832,655</b>                     | <b>260,860</b>                   | <b>1,093,515</b>                    |

All income and expenditure derive from continuing activities

The statement of financial activities includes all gains and losses recognised during the year.

Notes on pages 13 to 17 form part of these financial statements

# The Chiltern Society

## Balance Sheet as at 30 June 2024

|   | Notes | 2024<br>£        | 2023<br>£        |
|---|-------|------------------|------------------|
| <b>Fixed assets</b>                                   |       |                  |                  |
| Tangible assets                                       | 9     | 192,504          | 188,965          |
| Investments   | 10    | 234,741          | 227,537          |
| <b>Current assets</b>                                 |       |                  |                  |
| Stocks  |       | 10,541           | 12,732           |
| Debtors   | 11    | 10,932           | 32,408           |
| Cash at bank and in hand                              |       | 778,888          | 644,968          |
|   |       | <u>800,361</u>   | <u>690,108</u>   |
| <b>Creditors: amounts falling due within one year</b> | 12    | <u>(24,110)</u>  | <u>(13,095)</u>  |
| <b>Net current assets</b>                             |       | 776,251          | 677,013          |
| <b>Net assets</b>                                     | 13    | <u>1,203,496</u> | <u>1,093,515</u> |
| <b>Unrestricted funds</b>                             |       |                  |                  |
| Designated funds                                      | 14    | 634,236          | 636,552          |
| General funds   | 14    | <u>260,665</u>   | <u>196,103</u>   |
|   |       | 894,901          | 832,655          |
| <b>Restricted funds</b>                               | 14    | 308,595          | 260,860          |
| <b>Total funds</b>                                    |       | <u>1,203,496</u> | <u>1,093,515</u> |

The company is entitled to exemption from audit under Section 477 of the Companies Act 2016 for the year ended 30 June 2024.

The members have not required the company to obtain an audit of its financial statements for the year ended 30 June 2024 in accordance with Section 476 of the Companies Act 2006.


The directors acknowledge their responsibilities for:

(a) ensuring that the company keeps accounting records which comply with Sections 386 and 387 of the Companies Act 2006 and


(b) preparing financial statements which give a true and fair view of the state of affairs of the company as at the end of each financial year and of its profit or loss for each financial year in accordance with the requirements of Sections 394 and 395 and which otherwise comply with the requirements of the Companies Act 2006 relating to financial statements, so far as applicable to the company.

The financial statements have been prepared in accordance with the provisions of Part 15 of the Companies Act 2006 relating to small companies.

The financial statements were approved by the Executive Council on 27 November 2024 and signed on its behalf by:



P. Phippen  
Chairman



G. Smith  
Treasurer

Company Number: 04138448

Notes on pages 13 to 17 form part of these financial statements

## The Chiltern Society

### Statement of cash flows as at 30 June 2024

|   | Note | 2024<br>£      | 2023<br>£       |
|---|------|----------------|-----------------|
| <b>Cash flows from operating activities</b>       | (a)  | 116,672        | (42,612)        |
| Investment Income received                        |      | 27,204         | 18,074          |
| purchase of tangible fixed assets                 |      | (9,956)        | -               |
| Change in cash and cash equivalents in the year   |      | <u>133,920</u> | <u>(24,538)</u> |
| cash and equivalents at the beginning of the year |      | 644,968        | 669,506         |
| cash and equivalents at the end of the year       |      | <u>778,888</u> | <u>644,968</u>  |
|   |      | <u>133,920</u> | <u>(24,538)</u> |

#### Notes to the cash flow statement

##### (a) Reconciliation of net (expenditure)/income to cash inflow from operating activities

|   |                |                 |
|---|----------------|-----------------|
| Net income/(expenditure)                            | 109,981        | (37,005)        |
| Adjustments for :                                   |                |                 |
| Investment (gains)/losses                           | (7,204)        | 20,963          |
| Depreciation charges                                | 6,417          | 6,421           |
| Investment Income received                          | (27,204)       | (18,074)        |
| (Increase)/decrease in debtors                      | 21,476         | (13,321)        |
| Increase/(decrease) in creditors                    | 11,015         | 127             |
| (Increase)/decrease in stock                        | 2,191          | (1,723)         |
| Net cash (used in)/provided by operating activities | <u>116,672</u> | <u>(42,612)</u> |

##### (b) Analysis of cash and cash equivalents

|      |                |                |
|------|----------------|----------------|
| Cash | <u>778,888</u> | <u>644,968</u> |
|      | <u>778,888</u> | <u>644,968</u> |

# The Chiltern Society

## Notes forming part of the financial statements for the year ended 30 June 2024

### STATUTORY INFORMATION

The Chiltern Society Limited is a private company, limited by guarantee, registered in England and Wales. The company's registered number and registered office address can be found on the company information page.

The financial statements are presented in sterling (£) which is also the functional currency of the company.

### 1 Accounting Policies

The principal accounting policies adopted, judgements and key sources of estimation uncertainty in the preparation of the financial statements are as follows:

- a) The charity constitutes a public benefit entity as defined by FRS102. The financial statements have been prepared in accordance with Accounting and Reporting by Charities: Statement of Recommended Practice applicable to charities preparing their accounts in accordance with the Financial Reporting Standard applicable to the UK and Republic of Ireland (FRS102) (as it applies from 1 January 2019) - (Charities SORP (FRS 102)), the Financial Reporting Standard applicable in the UK and Republic of Ireland (FRS102) and the Charities Act 2011. A summary of the significant accounting policies applied in the preparation of these accounts are set out below.
- b) Voluntary income is received by way of members subscriptions, donations and legacies. All income is included in full in the Statement of Financial Activities when received, apart from life members subscriptions which are taken to income over a 10 year period following the year of receipt.
- c) The value of services provided by volunteers has not been included in these accounts.
- d) Grants, including grants for the purchase of fixed assets, are recognised in full in the Statement of Financial Activities in the year in which they are received.
- e) Incoming resources from the charity shop and investments is included when received.
- f) Resources expended are recognised in the period in which they are incurred. Resources expended include attributable VAT which cannot be recovered.
- g) Resources expended are allocated to the particular activity where the cost relates directly to that activity. However, the cost of overall management and administration of the society, comprising the salary and overhead costs of the central function, is apportioned on the following basis which is an estimate, based on staff time, of the amount attributable to each activity:

|  | 2024 | 2023 |
|--|------|------|
| Fundraising and publicity                    | 20%  | 25%  |
| Awareness of the Chilterns                   | 15%  | 25%  |
| Conservation work and charitable aims        | 55%  | 25%  |
| Management and administration of the charity | 10%  | 25%  |

The allocation of overall management and administration costs between activity were reviewed during the year and have been adjusted to better reflect the underlying activities

- h) Depreciation is provided at rates calculated to write off the cost of each asset over its expected useful life, which in all cases is estimated at 4 years except freehold buildings which is 50 years.

Items of equipment are capitalised where the purchase price exceeds £1,000.

Small tools used for conservation work are expensed in the year in which they are purchased.

Freehold land is not depreciated.

- i) Investments held as fixed assets are revalued at mid-market value at the balance sheet date and the gain or loss taken to the Statement of Financial Activities.
- j) Stock is valued at the lower of cost or estimated net realisable value.
- k) Trade and other debtors are recognised at the settlement amount due after any trade discount offered. Prepayments are valued at the amount prepaid net of any trade discounts due.
- l) Cash at bank and cash in hand includes cash and short term highly liquid investments with a short maturity of three months or less from the date of acquisition or opening of the deposit or similar account.

# The Chiltern Society

## Notes forming part of the financial statements for the year ended 30 June 2024

- m) Creditors and provisions are recognised where the charity has a present obligation resulting from a past event that will probably result in the transfer of funds to a third party and the amount due to settle the obligation can be measured or estimated reliably. Creditors and provisions are normally recognised at their settlement amount after allowing for any trade discounts due.
- n) Unrestricted funds are subscriptions and other incoming resources receivable or generated for the objects of the charity without further specified purpose and are available as general funds.
- o) Designated funds are unrestricted funds earmarked by the Executive Council for particular purposes.
- p) Restricted funds are to be used for specific purposes as laid down by the donor or collected for a specific cause.
- q) The preparation of financial statements requires management to make judgements, estimates and assumptions about the carrying values of assets and liabilities that are not readily apparent from other sources. The estimates and underlying assumptions are based on historical experience and other factors that are considered to be relevant. Actual results may differ from these estimates.

The estimates and underlying assumptions are reviewed on a continuing basis. Revisions to accounting estimates are recognised in the period in which the estimate is revised if the revision affects only that period, or in the period of the revision and future periods if the revision affects both current and future periods.

|   | 2024<br>£      | 2023<br>£      |
|---|----------------|----------------|
| <b>2 Donations, legacies and grants</b> |                |                |
| Subscriptions                           | 157,584        | 156,704        |
| Donations                               | 6,110          | 20,795         |
| Legacies & grants                       | 114,090        | 95,663         |
| Grants for projects                     | 268,243        | 457,344        |
| Tax Refunds and Gift Aid                | 37,753         | 40,272         |
| Other income                            | 9,109          | 12,636         |
|   | <b>592,889</b> | <b>783,414</b> |

Includes restricted donations, legacies and grants totalling £278,891 (2023 £455,744)

|  | Unrestricted  | Restricted    | Total         | Unrestricted  | Restricted | Total         |
|--|---------------|---------------|---------------|---------------|------------|---------------|
| <b>3 Charitable Activities</b>         |               |               |               |               |            |               |
| Path Maintenance Work                  | 29,991        | -             | 29,991        | 26,571        | -          | 26,571        |
| Donate a Gate                          | -             | 21,751        | 21,751        | 555           | -          | 555           |
| Chiltern Society conservation projects | -             | -             | -             | 8,107         | -          | 8,107         |
| Awareness of the Chilterns             | 24,895        | -             | 24,895        | 20,637        | -          | 20,637        |
|  | <b>54,886</b> | <b>21,751</b> | <b>76,637</b> | <b>55,870</b> | <b>-</b>   | <b>55,870</b> |

|                                   | 2024<br>£ | 2023<br>£ |
|-----------------------------------|-----------|-----------|
| <b>4 Other Trading Activities</b> |           |           |
| Charity Shop goods sold           | 6,251     | 8,767     |

|                      | 2024<br>£     | 2023<br>£     |
|----------------------|---------------|---------------|
| <b>5 Investments</b> |               |               |
| Dividends received   | 9,449         | 9,385         |
| Interest received    | 17,755        | 8,689         |
|                      | <b>27,204</b> | <b>18,074</b> |

|  | Unrestricted   | Restricted     | Total          | Unrestricted   | Restricted     | Total          |
|--|----------------|----------------|----------------|----------------|----------------|----------------|
| <b>6 Total charitable activities expenditure</b> |                |                |                |                |                |                |
| Awareness of Chilterns                           | 120,332        | -              | 120,332        | 152,178        | -              | 152,178        |
| Conservation expenditure                         | 109,911        | 243,231        | 353,142        | 87,628         | 423,997        | 511,625        |
| Management and administration                    | 22,629         | 9,676          | 32,305         | 67,063         | 18,775         | 85,838         |
|  | <b>252,872</b> | <b>252,907</b> | <b>505,779</b> | <b>306,869</b> | <b>442,772</b> | <b>749,641</b> |



# The Chiltern Society

## Notes forming part of the financial statements for the year ended 30 June 2024

|  |                 |                  |                    |              |  |                 |                  |                    |              |           |
|--|-----------------|------------------|--------------------|--------------|--|-----------------|------------------|--------------------|--------------|-----------|
| <b>7 NET MOVEMENT IN FUNDS</b>                                 |                 |                  |                    |              |  |                 |                  |                    | 2024<br>£    | 2023<br>£ |
| This is stated after charging:-                                |                 |                  |                    |              |  |                 |                  |                    |              |           |
| Independent Examiners fee                                      |                 |                  |                    |              |  |                 |                  |                    | 3,468        | 3,300     |
| Depreciation   |                 |                  |                    |              |  |                 |                  |                    | 6,417        | 6,421     |
| Operating leases   |                 |                  |                    |              |  |                 |                  |                    | 14,664       | 14,837    |
|  |                 |                  |                    |              |  |                 |                  |                    | 2024<br>£    | 2023<br>£ |
| <b>8 NET GAINS/(LOSSES) ON INVESTMENTS</b>                     |                 |                  |                    |              |  |                 |                  |                    |              |           |
| Realised gain/(loss) on investments                            |                 |                  |                    |              |  |                 |                  |                    |              | -         |
| Unrealised gain/(loss) on investments                          |                 |                  |                    |              |  |                 |                  |                    | 7,204        | (20,963)  |
| <b>9 Tangible fixed assets</b>                                 |                 |                  |                    |              |  |                 |                  |                    |              |           |
|  | <b>2024</b>     |                  |                    |              |  | <b>2023</b>     |                  |                    |              |           |
|  | <u>Freehold</u> |                  | <u>Plant &amp;</u> |              |  | <u>Freehold</u> |                  | <u>Plant &amp;</u> |              |           |
| <b>Cost</b>  | <u>Land</u>     | <u>Buildings</u> | <u>Equipment</u>   | <u>Total</u> |  | <u>Land</u>     | <u>Buildings</u> | <u>Equipment</u>   | <u>Total</u> |           |
| At 1 July  | 101,174         | 130,815          | 54,772             | 286,761      |  | 101,174         | 130,815          | 68,421             | 300,410      |           |
| Additions in year  | -               | -                | 9,956              | 9,956        |  | -               | -                | -                  | -            |           |
| Disposals  | -               | -                | -                  | -            |  | -               | -                | (13,649)           | (13,649)     |           |
| At 30 June   | 101,174         | 130,815          | 64,728             | 296,717      |  | 101,174         | 130,815          | 54,772             | 286,761      |           |
| <b>Depreciation</b>  |                 |                  |                    |              |  |                 |                  |                    |              |           |
| At 1 July  | -               | 49,400           | 48,396             | 97,796       |  | -               | 46,800           | 58,224             | 105,024      |           |
| Charge for year  | -               | 2,600            | 3,817              | 6,417        |  | -               | 2,600            | 3,821              | 6,421        |           |
| Eliminated on dispose  | -               | -                | -                  | -            |  | -               | -                | (13,649)           | (13,649)     |           |
| At 30 June   | -               | 52,000           | 52,213             | 104,213      |  | -               | 49,400           | 48,396             | 97,796       |           |
| <b>Net Book Value</b>  |                 |                  |                    |              |  |                 |                  |                    |              |           |
| At 30 June   | 101,174         | 78,815           | 12,515             | 192,504      |  | 101,174         | 81,415           | 6,376              | 188,965      |           |
|  |                 |                  |                    |              |  |                 |                  |                    | 2024<br>£    | 2023<br>£ |
| <b>10 Listed investments at market value</b>                   |                 |                  |                    |              |  |                 |                  |                    |              |           |
| At start of year 1 July  |                 |                  |                    |              |  |                 |                  |                    | 227,537      | 248,500   |
| Proceeds   |                 |                  |                    |              |  |                 |                  |                    | -            | -         |
| Increase/(decrease) on investments from change in market value |                 |                  |                    |              |  |                 |                  |                    | 7,204        | (20,963)  |
| At 30 June   |                 |                  |                    |              |  |                 |                  |                    | 234,741      | 227,537   |
| Historical cost of investments at 30 June                      |                 |                  |                    |              |  |                 |                  |                    | 184,475      | 184,475   |
|  |                 |                  |                    |              |  |                 |                  |                    | 2024<br>£    | 2023<br>£ |
| <b>11 Debtors</b>  |                 |                  |                    |              |  |                 |                  |                    |              |           |
| Gift Aid and grants receivable                                 |                 |                  |                    |              |  |                 |                  |                    | 3,376        | 6,821     |
| Other debtors and prepayments                                  |                 |                  |                    |              |  |                 |                  |                    | 7,556        | 25,587    |
|  |                 |                  |                    |              |  |                 |                  |                    | 10,932       | 32,408    |
|  |                 |                  |                    |              |  |                 |                  |                    | 2024<br>£    | 2023<br>£ |
| <b>12 Creditors and amounts falling due within one year</b>    |                 |                  |                    |              |  |                 |                  |                    |              |           |
| Other creditors and accruals                                   |                 |                  |                    |              |  |                 |                  |                    | 24,110       | 13,095    |
|  |                 |                  |                    |              |  |                 |                  |                    | 24,110       | 13,095    |

## The Chiltern Society

### Notes forming part of the financial statements for the year ended 30 June 2024

#### 13 Analysis of net assets at 30 June 2024 between funds

|                            | <u>General<br/>Funds</u> | <u>Designated<br/>Funds</u> | <u>Restricted<br/>Funds</u> | <u>Total<br/>Funds</u> |
|----------------------------|--------------------------|-----------------------------|-----------------------------|------------------------|
| Tangible fixed assets      | 10,220                   | 2,295                       | 179,989                     | 192,504                |
| Investments                | 150,000                  | 84,741                      | -                           | 234,741                |
| Current assets             | 124,555                  | 547,200                     | 128,606                     | 800,361                |
| Current liabilities        | (24,110)                 | -                           | -                           | (24,110)               |
| Net assets at 30 June 2024 | <u>260,665</u>           | <u>634,236</u>              | <u>308,595</u>              | <u>1,203,496</u>       |

#### Analysis of net assets at 30 June 2023 between funds

|                            | <u>General<br/>Funds</u> | <u>Designated<br/>Funds</u> | <u>Restricted<br/>Funds</u> | <u>Total<br/>Funds</u> |
|----------------------------|--------------------------|-----------------------------|-----------------------------|------------------------|
| Tangible fixed assets      | 520                      | 5,856                       | 182,589                     | 188,965                |
| Investments                | 150,000                  | 77,537                      | -                           | 227,537                |
| Current assets             | 58,678                   | 553,159                     | 78,271                      | 690,108                |
| Current liabilities        | (13,095)                 | -                           | -                           | (13,095)               |
| Net assets at 30 June 2023 | <u>196,103</u>           | <u>636,552</u>              | <u>260,860</u>              | <u>1,093,515</u>       |

#### 14 Movement in funds

|                                     | <u>At 1 July<br/>2023</u> | <u>Incoming<br/>Resources</u> | <u>Outgoing<br/>Resources</u> | <u>Transfers/<br/>Adjustments</u> | <u>At 30 June<br/>2024</u> |
|-------------------------------------|---------------------------|-------------------------------|-------------------------------|-----------------------------------|----------------------------|
| <b>Restricted funds</b>             |                           |                               |                               |                                   |                            |
| Ewelme Land and Freehold property   | 182,589                   |                               | (2,600)                       | -                                 | 179,989                    |
| Brush Hill                          | 30,255                    |                               |                               | -                                 | 30,255                     |
| Donate a Gate                       | -                         | 21,751                        | (18,871)                      | -                                 | 2,880                      |
| Smarter Water Project               | 37,618                    | 135,754                       | (127,708)                     | -                                 | 45,664                     |
| Wildbelt                            | 10,398                    | 47,575                        | (54,639)                      | -                                 | 3,334                      |
| North End Common                    |                           | 15,184                        | (11,184)                      |                                   | 4,000                      |
| Penn Jubilee Woods                  |                           | 37,905                        | (37,905)                      |                                   | -                          |
| Lacey Green Windmill                |                           | 36,473                        | -                             |                                   | 36,473                     |
| Bennet Legacy                       |                           | 5,000                         | -                             |                                   | 5,000                      |
| Mountford Legacy                    |                           | 1,000                         | -                             |                                   | 1,000                      |
| Total restricted funds              | <u>260,860</u>            | <u>300,642</u>                | <u>(252,907)</u>              | <u>-</u>                          | <u>308,595</u>             |
| <b>Designated</b>                   |                           |                               |                               |                                   |                            |
| Legacy funds for strategic projects | 200,000                   | -                             | -                             |                                   | 200,000                    |
| Crawcour Legacy                     | 16,552                    | -                             | (2,316)                       |                                   | 14,236                     |
| Asset acquisition fund              | 300,000                   | -                             | -                             | -                                 | 300,000                    |
| Provision for care of sites         | 120,000                   | -                             | -                             | -                                 | 120,000                    |
| <b>General funds</b>                | <u>196,103</u>            | <u>409,543</u>                | <u>(344,981)</u>              | <u>-</u>                          | <u>260,665</u>             |
| Unrestricted funds                  | <u>832,655</u>            | <u>409,543</u>                | <u>(347,297)</u>              | <u>-</u>                          | <u>894,901</u>             |
| <b>Total funds</b>                  | <u>1,093,515</u>          | <u>710,185</u>                | <u>(600,204)</u>              | <u>-</u>                          | <u>1,203,496</u>           |

The purpose of the restricted funds is to support the work of the projects for which funds were raised on in line with the wishes of the donor.

#### Designated funds:

Legacy Funds for Strategic Projects  
Asset Acquisition Fund  
Provision of Care of sites

Support delivery of 5 year plan  
Purchase of a "Flag ship" site  
Support enhancement of sites or cover non routine maintenance costs as required  
Support of Path Maintenance  
Support costs for the site in order to make safe and resolve remedial tree issues

#### Crawcour Legacy

North End Common Income

Incoming and outgoing resources include unrealised gains/(losses) on revaluation of investments.

## The Chiltern Society

### Notes forming part of the financial statements for the year ended 30 June 2024

#### Movement in funds - previous year

|                                     | <u>At 1 July</u><br><u>2022</u> | <u>Incoming</u><br><u>Resources</u> | <u>Outgoing</u><br><u>Resources</u> | <u>Transfers</u> | <u>At 30 June</u><br><u>2023</u> |
|-------------------------------------|---------------------------------|-------------------------------------|-------------------------------------|------------------|----------------------------------|
| <b>Restricted funds</b>             |                                 |                                     |                                     |                  |                                  |
| Ewelme Land and Freehold property   | 185,189                         | -                                   | (2,600)                             | -                | 182,589                          |
| Brush Hill                          | 32,742                          | -                                   | (2,487)                             | -                | 30,255                           |
| Donate a Gate                       | 4,079                           | -                                   | (4,079)                             | -                | -                                |
| Smarter Water Project               | 12,778                          | 141,559                             | (116,719)                           | -                | 37,618                           |
| Green Recovery Fund                 | -                               | 217,501                             | (217,501)                           | -                | -                                |
| Environment Agency Grant            | -                               | 50,000                              | (50,000)                            | -                | -                                |
| Heart of Bucks Grant                | -                               | 5,000                               | (5,000)                             | -                | -                                |
| Wildbelt                            | 10,000                          | 41,684                              | (41,286)                            | -                | 10,398                           |
| Prestwood Nature Reserve            | 500                             | -                                   | (500)                               | -                | -                                |
| Marlow Common (Alphawave)           | 2,600                           | -                                   | (2,600)                             | -                | -                                |
| Total restricted funds              | <u>247,888</u>                  | <u>455,744</u>                      | <u>(442,772)</u>                    | <u>-</u>         | <u>260,860</u>                   |
| <b>Designated</b>                   |                                 |                                     |                                     |                  |                                  |
| Legacy funds for strategic projects | 200,000                         | -                                   | -                                   | -                | 200,000                          |
| Crawcour Legacy                     | 18,522                          | -                                   | (1,970)                             | -                | 16,552                           |
| North End Common Income             | -                               | 11,822                              | (11,940)                            | 118              | -                                |
| Asset acquisition fund              | 300,000                         | -                                   | -                                   | -                | 300,000                          |
| Provision for care of sites         | 120,000                         | -                                   | -                                   | -                | 120,000                          |
| General funds                       | <u>244,110</u>                  | <u>398,559</u>                      | <u>(446,448)</u>                    | <u>(118)</u>     | <u>196,103</u>                   |
| Unrestricted funds                  | <u>882,632</u>                  | <u>410,381</u>                      | <u>(460,358)</u>                    | <u>-</u>         | <u>832,655</u>                   |
| <b>Total funds</b>                  | <u>1,130,520</u>                | <u>866,125</u>                      | <u>(903,130)</u>                    | <u>-</u>         | <u>1,093,515</u>                 |

Incoming and outgoing resources include unrealised gains/(losses) on revaluation of investments.

#### 15 OPERATING LEASE COMMITMENTS

|  | <u>2024</u><br><u>£</u> | <u>2023</u><br><u>£</u> |
|--|-------------------------|-------------------------|
| Total future minimum lease payments under non-cancellable operating leases are as follows: |                         |                         |
| Due within one year  | <u>3,645</u>            | <u>10,620</u>           |

#### 16 STAFF COSTS AND EMPLOYEE BENEFITS

|   | <u>2024</u><br><u>No.</u> | <u>2023</u><br><u>No.</u> |
|---|---------------------------|---------------------------|
| The average number of monthly employees during the year was:- | <u>8</u>                  | <u>11</u>                 |
|   |                           |                           |
|   | <u>2024</u><br><u>£</u>   | <u>2023</u><br><u>£</u>   |
| The total staff costs and employees benefits was as follows:- |                           |                           |
| Wages and salaries  | 247,317                   | 276,783                   |
| Social security costs   | 18,786                    | 20,633                    |
| Pension costs   | 5,834                     | 5,989                     |
|   | <u>271,937</u>            | <u>303,405</u>            |

No employee received emoluments of more than £60,000 in the current or prior year.

Included in wages and salaries is a settlement payment made during the year of £Nil (2023 £Nil).

#### 16 DIRECTORS AND KEY MANAGEMENT PERSONNEL REMUNERATION AND EXPENSES

The charity trustees were not paid or received any benefits in either the current or previous year.

No trustees were reimbursed for expenditure (2023 £Nil) for travelling or any other costs incurred in relation to their duties as trustee

No trustee received payment for professional services or supplied services to the charity.

The total amount of employee salaries received by key management personnel for the year is £135,117 (2023 £129,853). For 2024 the directors consider, the head of Fundraising, Samantha Roberts, the Head of Conversation & Development Gavin Johnson and the chief officer Tom Beeston as key management.

