

Charity registration number: 1075999

**YORKSHIRE AND THE HUMBER ECOLOGICAL DATA TRUST  
TRUSTEES' REPORT AND  
UNAUDITED FINANCIAL STATEMENTS  
FOR THE YEAR ENDED 31 MARCH 2025**

Morrell Middleton Auditors Ltd

## Yorkshire and the Humber Ecological Data Trust Contents

---

	Page
Trustees' Report	1—4
Independent Examiner's Report	5
Statement of Financial Activities	6
Comparative Statement of Financial Activities	7
Statement of Financial Position	8
Notes to the Financial Statements	9—14
The following pages do not form part of the statutory accounts:	
Detailed Statement of Financial Activities	15—16

# **Yorkshire and the Humber Ecological Data Trust**

## **Trustees' Report For The Year Ended 31 March 2025**

---

The trustees present their report and the financial statements for the year ended 31 March 2025.

### **Objectives and Activities**

#### **Aims and Objectives**

##### **Purposes of the charity**

To advance the education of the public by producing a database of ecological information in North and East Yorkshire.  
To facilitate the study and research of ecological matters by the supply of such information.

AND in furtherance of the same

To raise funds of a capital nature from local authorities, government bodies, companies, partnerships, sole traders and individuals to enable the Trust to achieve its aims, namely:

- To gather, collect and assemble data of an ecological, biological, geographical or geological nature and record the same in records, archives on computers or otherwise and to employ persons to affect this purpose;
- To make such records, archives and, computerised records available to interested parties by way of examination, copy or print out with or without charge.

##### **Summary of the main activities in relation to those purposes**

The primary activities of the Trust are achieved through its operating function, the North and East Yorkshire Ecological Data Centre (NEYEDC), which is the Local Environmental Records Centre (LERC) covering North Yorkshire, East Riding of Yorkshire, the cities of York and Hull, and the North York Moors and Yorkshire Dales National Parks.

NEYEDC has a mission, "to improve decision making in conservation, environmental management and sustainable development through the collection, collation, management, analysis and dissemination of ecological and related data".

NEYEDC is an accredited LERC under the Defra approved Association of Local Environmental Records Centres (ALERC) accreditation scheme and provides data to all parties with a stakeholder interest in the natural environment including, but not limited to: statutory bodies, local authorities, NGOs, commercial organisations, the general public and organisations and individuals within educational and academic organisations. Data is disseminated with due regard to the interests of data donors with respect to intellectual property and the requirements of the Data Protection Act 2018. NEYEDC is registered with the Information Commissioner's Office (ICO).

In addition to this, the Trust, through operating functions where appropriate, promotes, instigates and undertakes a range of time constrained projects that address the following issues and activities that have bearing on its charitable functions:

- Facilitate surveys which fill gaps in the existing ecological evidence base for Yorkshire through commercial surveys, the work of voluntary experts and citizen science activities;
- Develop, promote and popularise new and novel ecological data capture techniques through partnership working with statutory bodies, academic institutions, commercial organisations and the field naturalist community;
- Collaborate on, pilot and promote new methods for the analysis of environmental data through partnership working with statutory bodies, commercial organisations and academic bodies;
- Develop new and improved techniques and protocols for environmental data management and dissemination in partnership with other organisation within the sector locally and the national LERC community;
- Deliver training and knowledge transfer activities related to any of the issues listed above and;
- Undertake outreach activities to inform and empower the general public to participate in environmental decision making through an understanding of how ecological data can help to underpin good decisions to the benefit of the environment, people and the economy.

The Trust raises funds to support the activities listed above through commercial undertakings and from charitable and grant giving organisations.

#### **Public Benefit**

The trustees confirm that they have complied with the requirements of Section 17 of the Charities Act 2011 to have due regard to the Charity Commission's guidance on public benefit.

### **Achievements and Performance**

# Yorkshire and the Humber Ecological Data Trust

## Trustees' Report (continued)

### For The Year Ended 31 March 2025

---

#### Main Achievements

Financial year 2024-2025 was the final year of the current Strategic Plan, during which staff and trustees developed the YHEDT 2025-2030 Strategic Plan. This will be operationalised over the next five years and will enable its operating function, NEYEDC, to meet the challenges of a rapidly changing working environment.

#### Data Delivery

The core function of NEYEDC is to support decision-making in conservation, land management and sustainable development through the provision of ecological information. This work is funded by a handling charge levied on commercial organisations for carrying out ecological data searches on their behalf. This is undertaken on an at-cost basis, so there is no surplus to fund other activities. Requests for data from the public, education, academia and the volunteer naturalist community are completed free of charge, in pursuit of YHEDT's charitable functions.

NEYEDC handled 908 ecological data searches during the 2024-2025 financial year; a 2.1% increase on the previous year's total. Over 80 of the ecological data searches were undertaken free of charge, benefitting local interest groups, student projects and national recording schemes.

Each year NEYEDC aims to develop new data products that can be used to support different clients. In 2024-2025 maps of important grassland fungi sites and short Local Wildlife Site Citations were added to data searches and collaboration with parish councils led to the creation of 'Parish Profiles' with information tailored to a non-expert user that parishes can use to develop biodiversity audits.

#### Partnership Working

Following on from the previous financial year, NEYEDC continued to support local authority partners on the technical elements, including mapping, of both the Hull and East Yorkshire and North Yorkshire and York Local Nature Recovery Strategies (LNRS). LNRS are a spatial planning tool designed to help restore and enhance biodiversity and nature across England. They are one element of the UK Government's Environment Act 2021, aiming to reverse the decline in wildlife and support sustainable land use. The outputs of the LNRS development process are a locally produced plan and map to help guide nature recovery efforts in a targeted, strategic, and coordinated way. It helps ensure that actions to improve nature, like habitat restoration, tree planting, or watercourse management, are undertaken where they will have the most benefit.

The 10-year rolling programme of Local Wildlife Sites in East Yorkshire and North Yorkshire entered its second year, with over 60 sites receiving an up-to-date habitat and botanical survey. This not only improves the Local Wildlife sites evidence base but ensures that the system is robust and fit for purpose by supporting the planning process of two local authority partners: East Riding of Yorkshire Council and North Yorkshire Council.

Ongoing partnership working with Natural England to update the Ancient Woodland Inventory in North and East Yorkshire continued, comparing the Long-established Woodland maps produced by NEYEDC in earlier phases of the project, with the current Ancient Woodland Inventory to make a comprehensive and precise list of potential changes. This project will continue for another year, looking at additional information sources from local archives and by ground-truthing some woodlands for their historical features.

Working in partnership with local charity St Nicks, who are based in York, provided an exciting opportunity to utilise NEYEDC's expertise in species data management and analysis, whilst contributing towards conservation efforts of a local celebrity species, the Tansy Beetle. NEYEDC collated 10 years of Tansy plant and Tansy Beetle data collected along the River Ouse by the Tansy Beetle Action Group, and alongside other existing datasets, to investigate the environmental factors that may influence Tansy Beetle habitat suitability.

#### Local Recording Community

An important part of the charitable function of YHEDT is to support the local recording community, from individuals recording wildlife to local community groups or local natural history societies. This can be through lending field kit, like the loan of camera traps to Sheriff Hutton Nature Group to enable their hedgehog recording project, or supporting groups to collect, collate and share species records like with the Yorkshire intertidal recording group along the East coast.

One of the main ways NEYEDC supports the local recording community is through providing technical expertise, especially mapping of habitat and species data, or making records easily accessible and available online. During 2024 NEYEDC was asked to support a local natural historian to combine breeding bird records from field margins with arable field crop-type information and make them available as an interactive map. This enabled patterns in breeding bird activity against crop type to be investigated.

#### Communications and Outreach

NEYEDC undertakes public outreach every year on behalf of YHEDT. 2024 was the second year that NEYEDC led the organisation of the Hull City Nature Challenge (CNC), an event where cities all over the world record wildlife during a set time period. Out of the 24 cities or regions in the UK, Hull came 7th for total number of observations and 6th for number of species with 7,047 observations, made up of 1,188 different species and engaged 75 people recording wildlife throughout the city. This type of event not only raises awareness about the different types of wildlife in urban areas but also raises the profile of NEYEDC.

NEYEDC continued to increase and improve its communications content throughout 2024-2025, continuing series like 'The Natural History of Yorkshire in 100 Species' and adding new longer-form articles on the website to explain to the public the role of a Local Environmental Records Centre. Another new communications series, 'Supporting local recording communities' introduced some of the local groups that NEYEDC works with, and what support can be offered.

...CONTINUED

**Yorkshire and the Humber Ecological Data Trust  
Trustees' Report (continued)  
For The Year Ended 31 March 2025**

---

**Main Achievements - continued**

Further information on the different elements of NEYEDC's work on behalf of the Yorkshire and Humber Ecological Data Trust can be found in the NEYEDC 2024-2025 Annual Report

**Reference and Administrative Details**

**Trustees**

Mrs Helen Wright - Trustee  
Mr Philip Butler - Trustee  
Mr Jeff Lunn - Chairman  
Mr Andrew Barker - Trustee  
Mr Anthony Kelham - Trustee (resigned 18/07/2024)

**Charity Number**

1075999


**Independent Examiner**

Jones & Co (York) Ltd ACCA  
Morrell Middleton Auditors Ltd  
ACCA  
Wellington House  
Aviator Court  
York  
YO30 4UZ

**Yorkshire and the Humber Ecological Data Trust  
Trustees' Report (continued)  
For The Year Ended 31 March 2025**

---

The trustees' report was approved by the board of trustees and signed on its behalf by:

A handwritten signature in black ink, reading "Jeff Lunn". The signature is written in a cursive style with a long horizontal stroke at the end.

Mr Jeff Lunn  
Trustee  
24/01/2026

**Yorkshire and the Humber Ecological Data Trust**  
**Independent Examiner's Report to the Trustees of Yorkshire and the Humber Ecological**  
**Data Trust**  
**For The Year Ended 31 March 2025**

---

I report to the trustees on my examination of the accounts of Yorkshire and the Humber Ecological Data Trust (the Trust) for the year ended 31 March 2025.

**Responsibilities and Basis of Report**

As the charity trustees of the Trust you are responsible for the preparation of the accounts in accordance with the requirements of the Charities Act 2011 ("the Act").

I report in respect of my examination of the Trust's accounts carried out under section 145 of the 2011 Act and in carrying out my examination, I have followed the applicable Directions given by the Charity Commission under section 145(5)(b) of the Act.

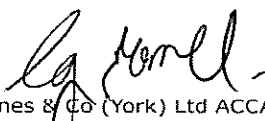
**Independent Examiner's Statement**

Since the Trust's gross income exceeded £250,000 your examiner must be a member of a body listed in section 145 of the 2011 Act. I confirm that I am qualified to undertake the examination because I am a member of The Association of Chartered Certified Accountants, which is one of the listed bodies.

I have completed my examination. I confirm that no material matters have come to my attention in connection with the examination giving me cause to believe that in any material respect:

1. accounting records were not kept in respect of the Trust as required by section 130 of the Act; or
2. the accounts do not accord with those records; or
3. the accounts do not comply with the applicable requirements concerning the form and contents of accounts set out in the Charities (Accounts and Reports) Regulations 2008 other than any requirement that the accounts give a 'true and fair view' which is not a matter considered as part of an independent examination.

I have no concerns and have come across no other matters in connection with the examination to which attention should be drawn in this report in order to enable a proper understanding of the accounts to be reached.

  
Jones & Co (York) Ltd ACCA  
24/01/2026  
Wellington House  
Aviator Court  
York  
YO30 4UZ

**Yorkshire and the Humber Ecological Data Trust**  
**Statement of Financial Activities**  
**For The Year Ended 31 March 2025**

		Unrestricted funds	Restricted funds	2025 Total funds	2024 Total funds
	Notes	£	£	£	£
<b>INCOME AND ENDOWMENTS FROM:</b>					
Donations and legacies	3	81,364	-	81,364	118,309
Charitable activities:					
SLA - Non Data Search		109,141	-	109,141	120,959
ANC Income		-	2,100	2,100	2,393
Data Search Sales		106,240	-	106,240	97,185
Other trading activities	4	100,026	-	100,026	51,926
Investments	5	5,079	-	5,079	2,907
		<u>401,850</u>	<u>2,100</u>	<u>403,950</u>	<u>393,679</u>
<b>EXPENDITURE ON:</b>					
Charitable activities:	7				
Salaries & NIC Expenses		(274,294)	(2,100)	(276,394)	(226,585)
MOA Expenses		(552)	-	(552)	(1,104)
Pension contributions		-	-	-	(9,714)
Membership fees		(2,249)	-	(2,249)	(2,335)
Training costs		(921)	-	(921)	(1,539)
Consultancy and professional fees		(36,945)	-	(36,945)	(10,509)
Small purchases and repairs		(262)	-	(262)	(887)
Telephone		(987)	-	(987)	(940)
Software and internet costs		(11,073)	-	(11,073)	(10,786)
Printing, postage and stationery		(315)	-	(315)	(849)
Sundry expenses		(632)	-	(632)	(820)
Rent		(18,884)	-	(18,884)	(16,800)
Insurance		(5,306)	-	(5,306)	(4,142)
Accountancy costs		(3,872)	-	(3,872)	(3,665)
Legal fees		-	-	-	(250)
Depreciation		(3,784)	-	(3,784)	(4,479)
Conference and seminars		(565)	-	(565)	(282)
		<u>(360,641)</u>	<u>(2,100)</u>	<u>(362,741)</u>	<u>(295,686)</u>
<b>NET INCOME</b>		<u>41,209</u>	<u>-</u>	<u>41,209</u>	<u>97,993</u>
<b>NET MOVEMENT IN FUNDS</b>		<u>41,209</u>	<u>-</u>	<u>41,209</u>	<u>97,993</u>
<b>RECONCILIATION OF FUNDS:</b>					
Total funds brought forward		<u>221,189</u>	<u>163,943</u>	<u>385,132</u>	<u>287,142</u>
<b>TOTAL FUNDS CARRIED FORWARD</b>	16	<u>262,398</u>	<u>163,943</u>	<u>426,341</u>	<u>385,135</u>

The notes on pages 9 to 14 form part of these financial statements.



**Yorkshire and the Humber Ecological Data Trust**  
**Comparative Statement of Financial Activities**  
**For The Year Ended 31 March 2025**

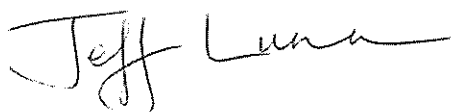
		Unrestricted funds	Restricted funds	2024 Total funds
	Notes	£	£	£
INCOME AND ENDOWMENTS FROM:				
Donations and legacies	3	118,309	-	118,309
Charitable activities:				
SLA - Non Data Search		120,959	-	120,959
ANC Income		-	2,393	2,393
Data Search Sales		97,185	-	97,185
Other trading activities	4	51,926	-	51,926
Investments	5	2,907	-	2,907
		391,286	2,393	393,679
EXPENDITURE ON:				
Charitable activities:	7			
Salaries & NIC Expenses		(221,150)	(5,435)	(226,585)
MOA Expenses		(1,104)	-	(1,104)
Pension contributions		(9,714)	-	(9,714)
Membership fees		(2,335)	-	(2,335)
Training costs		(1,539)	-	(1,539)
Consultancy and professional fees		(10,509)	-	(10,509)
Small purchases and repairs		(887)	-	(887)
Telephone		(940)	-	(940)
Software and internet costs		(10,786)	-	(10,786)
Printing, postage and stationery		(849)	-	(849)
Sundry expenses		(820)	-	(820)
Rent		(16,800)	-	(16,800)
Insurance		(4,142)	-	(4,142)
Accountancy costs		(3,665)	-	(3,665)
Legal fees		(250)	-	(250)
Depreciation		(4,479)	-	(4,479)
Conference and seminars		(282)	-	(282)
		(290,251)	(5,435)	(295,686)
NET INCOME		101,035	(3,042)	97,993
Transfers between funds	16	(29,367)	29,367	-
NET MOVEMENT IN FUNDS		71,668	26,325	97,993
RECONCILIATION OF FUNDS:				
Total funds brought forward		149,524	137,618	287,142
TOTAL FUNDS CARRIED FORWARD	16	221,192	163,943	385,135

The notes on pages 9 to 14 form part of these financial statements.

**Yorkshire and the Humber Ecological Data Trust**  
**Statement of Financial Position**  
**As At 31 March 2025**

		Unrestricted funds	Restricted funds	2025 Total funds	2024 Total funds
	Notes	£	£	£	£
<b>FIXED ASSETS</b>					
Tangible Assets	12	9,319	-	9,319	11,275
		9,319	-	9,319	11,275
<b>CURRENT ASSETS</b>					
Debtors	13	60,189	-	60,189	83,058
Cash at bank and in hand		221,666	163,943	385,609	325,126
		281,855	163,943	445,798	408,184
<b>Creditors: Amounts Falling Due Within One Year</b>	14	(28,776)	-	(28,776)	(34,327)
<b>NET CURRENT ASSETS (LIABILITIES)</b>		253,079	163,943	417,022	373,857
<b>TOTAL ASSETS LESS CURRENT LIABILITIES</b>		262,398	163,943	426,341	385,132
<b>NET ASSETS</b>		262,398	163,943	426,341	385,132
<b>FUNDS OF THE CHARITY</b>					
Restricted Funds				163,943	163,943
Unrestricted Funds				262,398	221,192
<b>TOTAL FUNDS</b>	16			426,341	385,135

On behalf of the board



Mr Jeff Lunn  
Trustee  
24/01/2026

The notes on pages 9 to 14 form part of these financial statements.

**Yorkshire and the Humber Ecological Data Trust**  
**Notes to the Financial Statements**  
**For The Year Ended 31 March 2025**

---

**1. General Information**

Yorkshire and the Humber Ecological Data Trust is an unincorporated charity registered with the Charity Commission, registered charity number 1075999. The principal address is .

**2. Accounting Policies**

**2.1. Basis of Preparation of Financial Statements**

The financial statements have been prepared in accordance with the Charities SORP (FRS 102) "Accounting and Reporting by Charities: Statement of Recommended Practice applicable to charities preparing their accounts in accordance with the Financial Reporting Standard applicable in the UK and Republic of Ireland (FRS 102) (effective 1 January 2019)", Financial Reporting Standard 102 "The Financial Reporting Standard applicable in the UK and Republic of Ireland" and the Charities Act 2011.

The charity is a Public Benefit Entity as defined by FRS 102.

**2.2. Going Concern Disclosure**

The trustees have not identified any material uncertainties related to events or conditions that may cast significant doubt about the charity's ability to continue as a going concern.

**2.3. Incoming Resources**

**Recognition of Income**

These are included in the Statement of Financial Activities (SoFA) when:

- the charity becomes entitled to the resources;
- it is more likely than not that the trustees receive the resources; and
- the monetary value can be measured with sufficient reliability

**Offsetting**

There has been no offsetting of assets and liabilities, or income and expenses, unless required or permitted by the FRS102 SORP or FRS 102.

**Grants and donations**

Grants and donations are only included in the SoFA when the general income recognition criteria are met (5.10 to 5.12 FRS102 SORP).

In case of performance related grants, income must only be recognised to the extent that the charity has provided the specified goods or services as entitlement to the grant only occurs when the performance related conditions are met (5.16 FRS 102 SORP).

**Government Grants**

The charity has received government grants in the reporting period.

**Contractual Income and performance related grants**

This is only included in the SoFA once the charity has provided the related goods or services or met the performance related conditions.

**Income from interest**

This is included in the accounts when receipt is probable and the amount receivable can be measured reliably.

**2.4. Resources Expended**

**Support costs**

The charity has incurred expenditure on support costs.

**Volunteer help**

The value of any voluntary help received is not included in the accounts but is described in the trustees annual report.

**Liability recognition**

Liabilities are recognised where it is more likely than not that there is a legal or constructive obligation committing the charity to pay out resources and the amount of the obligation can be measured with reasonable certainty.

**Grants with performance conditions**

Where the charity gives a grant with conditions for its payment being a specific level of service or output to be provided, such grants are only recognised in the SoFA once the recipient of the grant has provided the specified service or output.

**Grants payable without performance conditions**

Where there are no conditions attaching to the grant that enables the donor charity to realistically avoid the commitment, a liability for the full funding obligation must be recognised.

**Yorkshire and the Humber Ecological Data Trust**  
**Notes to the Financial Statements (continued)**  
**For The Year Ended 31 March 2025**

**2.5. Tangible Fixed Assets and Depreciation**

Tangible fixed assets are measured at cost less accumulated depreciation and any accumulated impairment losses. Depreciation is provided at rates calculated to write off the cost of the fixed assets, less their estimated residual value, over their expected useful lives on the following bases:

Plant & Machinery	33% reducing balance method
Fixtures & Fittings	25% reducing balance method

**2.6. Cash and Cash Equivalents**

Cash and cash equivalents are basic financial assets and include cash in hand and deposits held at call with banks, other short-term highly liquid investments that mature in no more than three months from the date of acquisition and are readily convertible to a known amount of cash with insignificant risk of change in value, and bank overdrafts.

**3. Income from Donations and Legacies**

	2025	2024
	Unrestricted funds	Unrestricted funds
	£	£
Donations and gifts	21,331	17,001
Grants	60,033	101,308
	<u>81,364</u>	<u>118,309</u>

**4. Income from Other Trading Activities**

	2025	2024
	Unrestricted funds	Unrestricted funds
	£	£
Income from other trading activities	100,026	51,926

**5. Investment Income**

	2025	2024
	Unrestricted funds	Unrestricted funds
	£	£
Bank interest receivable	5,079	2,907

**6. Net Income/(Expenditure)**

The net income is stated after charging/(crediting):

	2025	2024
	£	£
Depreciation of tangible fixed assets - owned	3,784	4,479

**Yorkshire and the Humber Ecological Data Trust**  
**Notes to the Financial Statements (continued)**  
**For The Year Ended 31 March 2025**

**7. Analysis of Expenditure**

	<b>2025</b>		
	<b>Activities undertaken directly</b>	<b>Support costs</b>	<b>Total</b>
	<b>£</b>	<b>£</b>	<b>£</b>
Salaries & NIC Expenses	-	276,394	276,394
MOA Expenses	552	-	552
Membership fees	-	2,249	2,249
Training costs	-	921	921
Consultancy and professional fees	-	36,945	36,945
Small purchases and repairs	-	262	262
Telephone	-	987	987
Software and internet costs	-	11,073	11,073
Printing, postage and stationery	-	315	315
Sundry expenses	-	632	632
Rent	-	18,884	18,884
Insurance	-	5,306	5,306
Accountancy costs	-	3,872	3,872
Depreciation	-	3,784	3,784
Conference and seminars	-	565	565
	<b>552</b>	<b>362,189</b>	<b>362,741</b>

	<b>2024</b>		
	<b>Activities undertaken directly</b>	<b>Support costs</b>	<b>Total</b>
	<b>£</b>	<b>£</b>	<b>£</b>
Salaries & NIC Expenses	-	226,585	226,585
MOA Expenses	1,104	-	1,104
Pension contributions	-	9,714	9,714
Membership fees	-	2,335	2,335
Training costs	-	1,539	1,539
Consultancy and professional fees	-	10,509	10,509
Small purchases and repairs	-	887	887
Telephone	-	940	940
Software and internet costs	-	10,786	10,786
Printing, postage and stationery	-	849	849
Sundry expenses	-	820	820
Rent	-	16,800	16,800
Insurance	-	4,142	4,142
Accountancy costs	-	3,665	3,665
Legal fees	-	250	250
Depreciation	-	4,479	4,479
Conference and seminars	-	282	282
	<b>1,104</b>	<b>294,582</b>	<b>295,686</b>

**Yorkshire and the Humber Ecological Data Trust**  
**Notes to the Financial Statements (continued)**  
**For The Year Ended 31 March 2025**

**8. Independent Examiner's Remuneration**

	<b>2025</b>	<b>2024</b>
	<b>£</b>	<b>£</b>
Independent examination of the financial statements	750	750
Other assurance services	-	-
Tax advisory services	-	-
Other financial services	3,122	2,915
	<u>3,872</u>	<u>3,665</u>

**9. Staff Costs**

Staff costs were as follows:

	<b>2025</b>	<b>2024</b>
	<b>£</b>	<b>£</b>
Wages and salaries	247,534	213,364
Social security costs	17,308	13,221
Other pension costs	11,552	9,714
	<u>276,394</u>	<u>236,299</u>

No employees received employee benefits (excluding employer pension costs) for the reporting period of more than £60,000.

**10. Average Number of Employees**

Average number of employees during the year was as follows:

	<b>2025</b>	<b>2024</b>
Charitable Activities	8	9
	<u>8</u>	<u>9</u>

**11. Funds Received As Agent**

	<b>As at 01 April 2024</b>	<b>Amounts received</b>	<b>Amounts paid out</b>	<b>As at 31 March 2025</b>
	<b>£</b>	<b>£</b>	<b>£</b>	<b>£</b>
Doncaster MBC	-	2,460	(2,460)	-
Rotherham MBC	-	2,460	(2,460)	-
Barnsley MBC	-	1,230	(1,230)	-
Sheffield City Council	-	2,460	(2,460)	-
West Yorkshire Ecology Services	-	2,460	(2,460)	-
Clare Bending - Surveyor costs	-	479	(479)	-
	<u>-</u>	<u>11,549</u>	<u>(11,549)</u>	<u>-</u>

**Yorkshire and the Humber Ecological Data Trust**  
**Notes to the Financial Statements (continued)**  
**For The Year Ended 31 March 2025**

**12. Tangible Assets**

	<b>Plant &amp; Machinery</b>	<b>Fixtures &amp; Fittings</b>	<b>Total</b>
	<b>£</b>	<b>£</b>	<b>£</b>
<b>Cost</b>			
As at 1 April 2024	38,510	53,366	91,876
Additions	-	1,829	1,829
As at 31 March 2025	<u>38,510</u>	<u>55,195</u>	<u>93,705</u>
<b>Depreciation</b>			
As at 1 April 2024	31,760	48,841	80,601
Provided during the period	1,688	2,097	3,785
As at 31 March 2025	<u>33,448</u>	<u>50,938</u>	<u>84,386</u>
<b>Net Book Value</b>			
As at 31 March 2025	<u>5,062</u>	<u>4,257</u>	<u>9,319</u>
As at 1 April 2024	<u>6,750</u>	<u>4,525</u>	<u>11,275</u>

**13. Debtors**

	<b>2025</b>	<b>2024</b>
	<b>£</b>	<b>£</b>
<b>Due within one year</b>		
Trade debtors	55,748	78,248
Other debtors	4,441	4,810
	<u>60,189</u>	<u>83,058</u>

**14. Creditors: Amounts Falling Due Within One Year**

	<b>2025</b>	<b>2024</b>
	<b>£</b>	<b>£</b>
Trade creditors	6,395	3,075
Other creditors	1,594	1,675
Taxation and social security	17,577	29,577
Accruals and deferred income	3,210	-
	<u>28,776</u>	<u>34,327</u>

**15. Pension Commitments**

The charity operates a defined contribution pension scheme. Any restricted funds are held for any liabilities resulting from the cessation of charitable activities. As the Trust is considered to be a Going Concern, all pension contributions and liabilities have been allocated to the Unrestricted Fund.

During the year the charge to the statement of financial activities in respect of defined contribution schemes was £11,552 (2024: £9,714).

At the statement of financial position date contributions of £1,594 (2024: £1,675) were outstanding and are included in creditors.

**Yorkshire and the Humber Ecological Data Trust**  
**Notes to the Financial Statements (continued)**  
**For The Year Ended 31 March 2025**

**16. Movement in Funds**

	As at 1 April 2024	Income	Expenditure	As at 31 March 2025
	£	£	£	£
<b>Unrestricted funds</b>				
General:				
General unrestricted fund	221,189	401,850	(360,641)	262,398
<b>Restricted funds</b>				
Redundancy Fund	85,000	-	-	85,000
Sick Pay Fund	29,000	-	-	29,000
Survey Fund	19,943	-	-	19,943
IT Equipment Fund	20,000	-	-	20,000
Surveillance& Monitoring Fund	10,000	-	-	10,000
ANC Fund	-	2,100	(2,100)	-
<b>Total restricted funds</b>	<b>163,943</b>	<b>2,100</b>	<b>(2,100)</b>	<b>163,943</b>
<b>Total funds</b>	<b>385,132</b>	<b>403,950</b>	<b>(362,741)</b>	<b>426,341</b>

	As at 1 April 2023	Income	Expenditure	Transfers	As at 31 March 2024
	£	£	£	£	£
<b>Unrestricted funds</b>					
General:					
General unrestricted fund	149,524	391,286	(290,251)	(29,367)	221,192
<b>Restricted funds</b>					
Redundancy Fund	80,000	-	-	5,000	85,000
Sick Pay Fund	24,000	-	-	5,000	29,000
Survey Fund	8,618	-	-	11,325	19,943
IT Equipment Fund	20,000	-	-	-	20,000
Surveillance& Monitoring Fund	5,000	-	-	5,000	10,000
ANC Fund	-	2,393	(5,435)	3,042	-
<b>Total restricted funds</b>	<b>137,618</b>	<b>2,393</b>	<b>(5,435)</b>	<b>29,367</b>	<b>163,943</b>
<b>Total funds</b>	<b>287,142</b>	<b>393,679</b>	<b>(295,686)</b>	<b>-</b>	<b>385,135</b>

**17. Related Party Disclosures**

As director of the Trust, Mr Simon Pickles was paid a gross salary of £46,003, employers NIC of £5,093 and employers pension contributions of £2,300 for the year.



**Yorkshire and the Humber Ecological Data Trust**  
**Detailed Statement of Financial Activities**  
**For The Year Ended 31 March 2025**

	2025 Total funds £	2024 Total funds £
<b>INCOME AND ENDOWMENTS FROM:</b>		
<b>Donations and legacies</b>		
Donations from individuals	21,331	17,001
Grants	60,033	101,308
	<u>81,364</u>	<u>118,309</u>
<b>Charitable Activities:</b>		
<b>SLA - Non Data Search</b>		
Income from charitable activities	109,141	120,959
	<u>109,141</u>	<u>120,959</u>
<b>ANC Income</b>		
Income from charitable activities	-	2,393
ANC Income	2,100	-
	<u>2,100</u>	<u>2,393</u>
<b>Data Search Sales</b>		
Income from charitable activities	106,240	97,185
	<u>106,240</u>	<u>97,185</u>
<b>Other trading activities</b>		
Income from other trading activities	100,026	51,926
	<u>100,026</u>	<u>51,926</u>
<b>Investments</b>		
Bank interest receivable	5,079	2,907
	<u>5,079</u>	<u>2,907</u>
	<u>403,950</u>	<u>393,679</u>
<b>EXPENDITURE ON:</b>		
<b>Charitable Activities:</b>		
<b>Salaries &amp; NIC Expenses</b>		
Wages and salaries	(247,534)	(213,364)
Employers NI	(17,308)	(13,221)
Employers pensions - defined contributions scheme	(11,552)	-
	<u>(276,394)</u>	<u>(226,585)</u>
<b>MOA Expenses</b>		
MOA expenses	(552)	(1,104)
	<u>(552)</u>	<u>(1,104)</u>
<b>Pension contributions</b>		
Employers pensions - defined contributions scheme	-	(9,714)
	<u>-</u>	<u>(9,714)</u>
<b>Membership fees</b>		
Subscriptions	(2,249)	(2,335)
	<u>(2,249)</u>	<u>(2,335)</u>
		...CONTINUED

**Yorkshire and the Humber Ecological Data Trust**  
**Detailed Statement of Financial Activities (continued)**  
**For The Year Ended 31 March 2025**

<b>Training costs</b>		
Staff training	(921)	(1,539)
	<u>(921)</u>	<u>(1,539)</u>
<b>Consultancy and professional fees</b>		
Consultancy fees	(36,945)	(10,509)
	<u>(36,945)</u>	<u>(10,509)</u>
<b>Small purchases and repairs</b>		
Repairs, renewals and maintenance	(262)	(887)
	<u>(262)</u>	<u>(887)</u>
<b>Telephone</b>		
Telecommunications	(987)	(940)
	<u>(987)</u>	<u>(940)</u>
<b>Software and internet costs</b>		
Computer and IT repairs and maintenance	(11,073)	(10,786)
	<u>(11,073)</u>	<u>(10,786)</u>
<b>Printing, postage and stationery</b>		
Printing, postage and stationery	(315)	(849)
	<u>(315)</u>	<u>(849)</u>
<b>Sundry expenses</b>		
Sundry expenses	(632)	(820)
	<u>(632)</u>	<u>(820)</u>
<b>Rent</b>		
Rent	(18,884)	(16,800)
	<u>(18,884)</u>	<u>(16,800)</u>
<b>Insurance</b>		
Insurance	(5,306)	(4,142)
	<u>(5,306)</u>	<u>(4,142)</u>
<b>Accountancy costs</b>		
Accountancy fees	(3,872)	(3,665)
	<u>(3,872)</u>	<u>(3,665)</u>
<b>Legal fees</b>		
Legal fees	-	(250)
	<u>-</u>	<u>(250)</u>
<b>Depreciation</b>		
Depreciation	(3,784)	(4,479)
	<u>(3,784)</u>	<u>(4,479)</u>
<b>Conference and seminars</b>		
Conferences and seminars	(565)	(282)
	<u>(565)</u>	<u>(282)</u>
	<u>(362,741)</u>	<u>(295,686)</u>
<b>NET INCOME</b>	<u>41,209</u>	<u>97,993</u>