

Registered Company No:03539551
Registered Charity No: 1070451
(England and Wales)

WOODGATE ADVENTURE PLAYGROUND
(Limited by Guarantee)

FINANCIAL STATEMENTS
FOR THE YEAR ENDED
31 MARCH 2022

**WOODGATE ADVENTURE PLAYGROUND
(LIMITED BY GUARANTEE)**

**INDEX TO THE
FINANCIAL STATEMENTS
FOR THE YEAR ENDED
31 MARCH 2022**

	Page
Charity Reference and Administrative Details	1
Trustees Annual Report (Including Director's Report and Strategic Report)	2-5
Independent Examiners Report	6
Statement of Financial Activities (Including Income and Expenditure Account)	7
Balance Sheet	8
Notes to the Accounts	9 - 15
Detailed Income & Expenditure	16

**WOODGATE ADVENTURE PLAYGROUND
(LIMITED BY GUARANTEE)**

CHARITY REFERENCE AND ADMINISTRATIVE DETAILS FOR THE YEAR ENDED 31 MAR

Charity Registration Number: 1070451

Company Registration Number: 03539551

Directors / Trustees: M Stevenson
T M Gunby Betts
J Towers
K Ventola

Secretary: M Hay

Registered Office: Hillcrest
Anstey Lane
Leicester
LE4 0RN

Independent Examiners: Celerica Ltd
Certified Accountants
First Floor, The Old Chapel
9 Kempson Road
Leicester
LE2 8AN

**WOODGATE ADVENTURE PLAYGROUND
(LIMITED BY GUARANTEE)**

**REPORT OF THE TRUSTEES (INCLUDING DIRECTORS' & STRATEGIC REPORT)
FOR THE YEAR ENDED 31ST MARCH 2022**

The trustees present their report and financial statements of the charity for the year ended 31 March 2022. The trustees have adopted the provisions of the Statement of Recommended Practice (SORP) "Accounting and Reporting by Charities" (FRS102) in preparing the annual financial statements of the charity.

The financial statements have been prepared in accordance with the accounting policies set out in the notes to the accounts and comply with the charity governing document, the Charities Act 2011 and Accounting and Reporting by Charities: Statement of Recommended Practice applicable to charities preparing their accounts in accordance with the Financial Reporting Standard applicable in the UK and Republic of Ireland Published in October 2019 (second edition).

Trustees of the Charity

The directors of the charitable company are also its trustees for the purpose of charity law. The trustees who have served during the year and since the year end are as follows:

M Stevenson
T M Gunby Betts
J Towers
K Ventola

Objectives and Activities

The charity's objectives are the provision and development of facilities and services with the distinction of race, ethnic origin, national origin, nationality, colour, sex, physical or mental disability, religious or other options for the educational and recreational purposes of children and young people resident in the West of Leicester (specifically the Woodgate, Tudor Road and Newfoundpool areas) for which they have need by reason of their youth, social or economic circumstances.

Public Benefit Statement

The trustees have considered the general guidance on public benefit issued by the Charity Commission and has taken due regard of that guidance. The trustees consider they are satisfied that the charity's activities do provide a wide public benefit.

Strategic Report

Achievements and Performance

Funding for the project is through various government grants, and is sufficient to employ members of staff.

RT)

ded
ended
ual

s set
Charities
ice
ng
d

le law.

hout
mental
ldren
ad

rities

y 19

**WOODGATE ADVENTURE PLAYGROUND
(LIMITED BY GUARANTEE)**

**REPORT OF THE TRUSTEES (INCLUDING DIRECTORS' & STRATEGIC REPORT
FOR THE YEAR ENDED 31ST MARCH 2022 (CONTINUED))**

Strategic Report (Continued)

Financial Review (including reserves policy)

With limited resources and difficulties obtaining additional funding, it has continued to find it difficult to plan especially with COVID-19 disrupting the charity. The charity with sound management and the support of the staff team and Management Committee members have no deficit to carry over.

The principle funding sources for the charity are currently by way of grant funding through Leicester City Council, NEG and Children in Need to enable the charity to provide support. As a result of constraints, the charity will need to look for additional sources of funding to provide increased services in future years.

During the year, the charity made a deficit of £18,847 (2021: surplus £14,182).

The trustees have examined the charity's requirements for reserves in light of the risks to the organisation. It has established a policy whereby the reserves from this coming year will be invested in a high deposit account. The present level of reserves are a little low but the organisation is seeking to raise this by seeking additional funding from other sources.

Plans for Future Periods

The charity plans to continue the activities outlined above in the forthcoming years subject to the continuance of satisfactory funding arrangements.

Structure, Governance and Management

The organisation is a charitable company limited by guarantee, incorporated on 2nd April 1998.

Under a Memorandum of Articles which established the objects and powers of the charitable company and is governed under its Articles of Association. In the event of the company being wound up, members are required to contribute an amount not exceeding

The trustees have conducted a review of the major risks which the charity is exposed to. Appropriate systems and procedures have been established to mitigate the risks that the charity faces.

Internal control risks are minimised by the implementation of a financial policy and procedure for authorisation of all transactions within the project.

ORT)

be
financial

ide play
funding

to
r will
the

ject

ril

e
ng £10.

o.
ne

cedure

**WOODGATE ADVENTURE PLAYGROUND
(LIMITED BY GUARANTEE)**

**REPORT OF THE TRUSTEES (INCLUDING DIRECTORS' & STRATEGIC REPC
FOR THE YEAR ENDED 31ST MARCH 2022 (CONTINUED)**

Structure, Governance and Management (Continued)

Procedures are in place to ensure compliance with health and safety of staff, volunteers Trustees, service users, contractors and visitors to the project.

The charity is now routinely monitored by the City Councils play development officer for quality delivery and operational aspects of the charity. These procedures are periodically reviewed to ensure that they continue to meet the needs of the charity.

The project currently has 4 trustees who meet every month and are responsible for the direction and policy of the charity. The trustees come from a variety of professional backgrounds relevant to the work of the charity.

The manager is also responsible for ensuring that the charity delivers the services specified that key performance indicators are met and the day to day operational management of the project. The manager has responsibility for the individual supervision of the staff team and also ensuring that the team continue to develop their skills and working practices in line with good practice.

Related Parties

In so far as it is complementary to the charity's objectives, the charity is guided by both local and national policy. At a national level the project is steered by the green paper regarding every child matters and its regulator Ofsted and within Ofsted's guidelines and recommendations. At a local level the project will work within Leicester City's Play Policy.

Statement of Trustees' Responsibilities

The trustees, who are also directors of the charity are responsible for preparing the Trust Report and financial statements in accordance with applicable law and United Kingdom Accounting Standards (United Kingdom Generally Accepted Accounting Practice).

Company law requires the trustees to prepare financial statements for each financial year which give a true and fair view of the state of affairs of the charitable company and of its incoming resources and application of resources of the charitable company for the year.

In preparing those financial statements, the trustees are required to:

- * select suitable accounting policies and then apply them consistently;
- * observe the methods and principles in the Charities SORP 2019 (FRS 102);
- * make judgements and estimates that are reasonable and prudent;
- * state whether applicable UK Accounting Standards have been followed, subject to material departures disclosed and explained in the financial statements;
- * prepare the financial statements on the going concern basis unless it is inappropriate to presume that the company will continue in operation.

ORT)

s,

r all
lly

strategic
kgrounds

ified,

tices

garding
endations.

stees'

ear,
he
:

o any

riate to

**WOODGATE ADVENTURE PLAYGROUND
(LIMITED BY GUARANTEE)**

**REPORT OF THE TRUSTEES (INCLUDING DIRECTORS' & STRATEGIC
FOR THE YEAR ENDED 31ST MARCH 2022 (CONTINUED)**

The trustees are responsible for keeping proper accounting records which disclose the financial position of the company and to ensure that the financial statements comply with the Companies Act 2006. The trustees are also responsible for safeguarding the assets of the charitable company and hence for taking reasonable steps for the prevention and detection of fraud and other irregularities.

This report has been prepared in accordance with the Statement of Recommended Practice: Accounting and Reporting by Charities 2019 (FRS 102) and in accordance with the special provisions of Part 15 of the Companies Act 2006 relating to small companies.

Approved by the Management Committee on 13th September 2022 and signed

.....
M Stevenson - Trustee

C REPORT)

)

ose with
enable them to
ey are also
ior taking
ties.

ided
ance with
ompanies.

d on its behalf by:

**WOODGATE ADVENTURE PLAYGROUND
(LIMITED BY GUARANTEE)
INDEPENDENT EXAMINERS' REPORT
TO THE TRUSTEES OF WOODGATE ADVENTURE PLAYGROUND
FOR THE YEAR ENDED 31 MARCH 2022**

We report on the accounts of Woodgate Adventure Playground for the year ended 31 March 2022 which are set out on pages 7 to 15.

Respective responsibilities of trustees and examiner

The charity's trustees (who are also directors of the company for the purpose of the Companies Act 2006) are responsible for the preparation of the accounts. The charity's trustees consider that an independent examination is required for this year under section 144(2) of the Charities Act 2011 (the 2011 Act) and that an independent examination is needed.

Having satisfied ourselves that the charity is not subject to audit under company law, we have decided to carry out an independent examination, it is our responsibility to:

- * examine the accounts under section 145 of the 2011 Act;
- * to follow the procedures laid down in the general directions given by the Charities Commission under section 145(5)(b) of the 2011 Act; and
- * to state whether particular matters have come to our attention.

Basis of Independent Examiner's Report

Our examination was carried out in accordance with the general directions given by the Charities Commission. An examination includes a review of the accounting records kept by the charity and a comparison of the accounts presented with those records. It also includes consideration of any unusual items or disclosure in the accounts, and seeking explanations from you as to any such matters. The procedures undertaken do not provide all the evidence that would be obtained in an audit and consequently no opinion is given as to whether the accounts present a true and fair view" and the report is limited to those matters set out in the statement below:

Independent Examiner's Statement

In connection with our examination, no matter has come to our attention:

- (i) which gives us reasonable cause to believe that in any material respect the
 - * to keep accounting records in accordance with Section 130 of the Companies Act 2006;
 - * to prepare accounts which accord with the accounting records, and the accounting requirements of section 396 of the Companies Act 2006; or
- (ii) to which, in our opinion, attention should be drawn in order to enable a proper view of the accounts to be reached.

CELERICA LTD
CHARTERED CERTIFIED ACCOUNTANTS
FIRST FLOOR
THE OLD CHAPEL
9 KEMPSON ROAD
LEICESTER
LE2 8AN

Dated : 13th September 2022

UND

31st March

company law) are
that an audit is not
and that an

law and is eligible

Charity Commission

by the Charity
the charity and a
ration of any
trustees concerning
would be required
at a "true and fair

requirements
the 2011 Act; and
comply with the
2006 and with the
Charity: Accounting

for understanding

**WOODGATE ADVENTURE PLAYGROUND
(LIMITED BY GUARANTEE)**

**STATEMENT OF FINANCIAL ACTIVITIES
(including Income & Expenditure Account)
FOR THE YEAR ENDED 31 MARCH 2022**

		General Unrestricted Funds 2022 £	Designated Unrestricted Funds 2022 £	Restricted Funds 2022 £
	Note			
Income and endowments from:				
Donations and legacies	2	1,770	-	-
Charitable activities	3	-	-	255,936
Investments	4	-	-	-
Total income and endowments		1,770	-	255,936
Expenditure on:				
Charitable activities	5	361	-	276,193
Total expenditure		361	-	276,193
Net surplus		1,409	-	(20,257)
Transfers between funds		-	-	-
Net movement in funds		1,409	-	(20,257)
Reconciliation of funds:				
Total funds brought forward		47,689	12,142	33,207
Total funds carried forward		49,098	12,142	12,950

All income and expenditure derive from continuing activities.

The statement of financial activities include all gains and losses recognised during the year.

The notes on pages 9 to 15 form part of these accounts

Total Funds 2022 £	Total Funds 2021 £
1,770	10,293
255,936	360,600
-	-
257,706	370,893
276,554	356,711
276,554	356,711
(18,848)	14,182
-	-
(18,848)	14,182
93,038	78,856
74,190	93,038

ear.

**WOODGATE ADVENTURE PLAYGROUND
(LIMITED BY GUARANTEE)
Registered company number 03539551
BALANCE SHEET AS AT 31 MARCH 2022**

		2022	2021
	Note	£	£
FIXED ASSETS	12	9,194	11,549
CURRENT ASSETS			
Debtors	13	1,789	1,789
Cash at bank and in hand		99,166	116,485
		<u>100,955</u>	<u>118,274</u>
CREDITORS: amounts falling due within one year	14	35,959	36,785
NET CURRENT ASSETS		64,996	81,489
NET ASSETS		<u>74,190</u>	<u>93,038</u>
FUNDS			
Unrestricted	15	61,240	59,831
Restricted	16	12,950	33,207
	16	<u>74,190</u>	<u>93,038</u>

The charitable company is entitled to exemption from audit under Section 477 of the Companies Act for the year ended 31 March 2022

The members have not required the charitable company to obtain an audit of the financial statements for the year ended 31 March 2022 in accordance with Section 476 of the Companies Act 2016.

The trustees acknowledge their responsibilities for:

- a) ensuring that the charitable company keeps accounting records that comply with Sections 386 and 387 of the Companies Act 2006 and
- b) preparing financial statements which give a true and fair view of the state of the charitable company as at the end of the financial year and of its surplus or deficit for each financial year in accordance with the requirements of Sections 394 and 395 and which otherwise comply with the requirements of the Companies Act 2006 relating to financial statements, so far as applicable to the charitable company.

These financial statements have been approved in accordance with the special provisions of Part 15 of the Companies Act 2006 relating to small charitable companies.

The financial statements were approved by the Board of Trustees on 13 September 2022.

.....
M Stevenson

The notes on pages 9 to 15 form part of these accounts

**WOODGATE ADVENTURE PLAYGROUND
(LIMITED BY GUARANTEE)**

NOTES TO THE FINANCIAL STATEMENTS FOR THE YEAR ENDED 31 MARCH 2020

1 Accounting Policies

1. Summary of significant accounting policies

a General information and basis of preparation

Woodgate Adventure Playground is a registered charity in England and Wales and a company limited by guarantee. In the event of the charity being wound up, the liability of any member in respect of the guarantee is limited to £10 per member of the Charity. The charity's head office is given on page 1 of these financial statements. The charity's objectives and principal activities detailed on page 2 of these financial statements.

The charity constitutes a public benefit entity as defined by FRS 102. The financial statements have been prepared in accordance with Accounting and Reporting by Charities: Statement of Recommended Practice applicable to charities preparing their accounts with the Financial Reporting Standard applicable in the UK and Republic of Ireland (FRS 102), the Charities Act 2011, the Companies Act 2006 and Generally Accepted Accounting Practice.

The charity has applied Updated Bulletin 1 as published on 2 February 2017 to include a cash flow statement on the grounds that its total incoming resources exceed £500,000.

The financial statements have been prepared to give a "true and fair" view. The financial statements have departed from the Charities (Accounts and Reports) Regulations 2008 only in that they have not been required to provide a "true and fair" view. This departure has involved following Accounting and Reporting by Charities: Statement of Recommended Practice applicable to charities preparing their accounts in accordance with the Financial Reporting Standard applicable in the UK and Republic of Ireland issued in October 2019 rather than the Accounting and Reporting by Charities: Statement of Recommended Practice effective 1 January 2019, which has since been withdrawn.

The financial statements are prepared on a going concern basis under the convention, modified to include certain items at fair value where considered appropriate. The financial statements are presented in sterling which is the functional currency of the charity and rounded to the nearest pound.

b Funds

Unrestricted funds are available for use at the discretion of the trustees in furtherance of the general objectives of the charity and which have not been designated for particular purposes.

Designated funds comprise unrestricted funds that have been set aside by the trustees for particular purposes. The aim and use of each designated fund is set out in the financial statements.

31 MARCH 2022

les and also
up, the liability in
address of the
nature of the
financial statements.

financial statements
ities: Statement
in accordance
Ireland issued
Kingdom and
2006 and UK

.6 and does not
resources is below

and have
to the extent
owing the Accounting
le to charities
and applicable in
accounting
from 1 April 2005

historical cost
and necessary. The
policy of the charity

furtherance of the
other purposes.

the trustees for
the notes to the

**WOODGATE ADVENTURE PLAYGROUND
(LIMITED BY GUARANTEE)**

NOTES TO THE FINANCIAL STATEMENTS FOR THE YEAR ENDED 31 MARCH

1 Accounting Policies (Continued)

1. Summary of significant accounting policies (Continued)

b Funds (Continued)

Restricted funds are funds which are to be used in accordance with specific restrictions imposed by donors or which have been raised by the charity for particular purposes. The cost of raising and administering such funds are charged against the specific fund. The terms and use of each restricted fund is set out in the notes to the accounts.

c Income recognition

All incoming resources are included in the Statement of Financial Activities (SoFA) when the charity is legally entitled to the income after any performance of conditions have been met, the amount can be measured reliably and it is probable that the income will be received.

For donations to be recognised the charity will have been notified of the amounts and the settlement date in writing. If there are conditions attached to the donation and this requires a level of performance before entitlement can be obtained then income is deferred until those conditions are fully met or the fulfilment of those conditions is within the control of the charity and it is probable that they will be fulfilled.

Donated facilities and donated professional services are recognised in income at their fair value when their economic benefit is probable, it can be measured reliably and the charity has control over the item. Fair value is determined on the basis of the value of the gift to the charity. A corresponding amount is recognised in expenditure.

Where practicable, gifts in kind donated for distribution to the beneficiaries of the charity are included in stock and donations in the financial statements upon receipt. If it is impracticable to assess the fair value at receipt or if the costs to undertake such a valuation outweigh the benefits then the fair value is recognised as a component of donations when it is distributed and an equivalent amount recognised as charitable expenditure.

Fixed assets gifts in kind are recognised when receivable and are included at fair value. They are not deferred over the life of the asset.

For legacies, entitlement is the earlier of the charity being notified of an impending death or the legacy being received. At this point income is recognised. On occasion, legacies may be notified to the charity however it is not possible to measure the amount expected to be distributed on these occasions, the legacy is treated as a contingent asset and disclosed in the notes.

Income from trading activities includes income earned from fundraising events and trading activities to raise funds for the charity. Income is received in exchange for supplying goods and services in order to raise funds and is recognised when entitlement has occurred.

Investment income is earned through holding assets for investment purposes such as shares. Interest income is recognised using the effective interest method. Any dividend and other income is recognised as the charity's right to receive payment is established.

2022

is
The
he aim

en the
n met,
red.

I the
equires
ntil
ol of the

r fair
narity
ift to

narity are
cticable
gh any
ributed

hey

istribution
es will
to be
sed.

ading
goods
.

s interest.
rent

**WOODGATE ADVENTURE PLAYGROUND
(LIMITED BY GUARANTEE)**

NOTES TO THE FINANCIAL STATEMENTS FOR THE YEAR ENDED 31 MARCH 2019

1 Accounting Policies (Continued)

1. Summary of significant accounting policies (Continued)

d Expenditure recognition

All expenditure is accounted for on an accruals basis and has been classified under headings that aggregate all costs related to the category. Expenditure is recognised where there is a legal or constructive obligation to make payments to third parties, it is probable that the settlement will be required and the amount of the obligation can be measured reliably. It is categorised under the following headings:

- Cost of raising funds
- Expenditure on charitable activities
- Other expenditure represents those items not falling into the above categories

Irrecoverable VAT is charged as an expense against the activity for which the expense arose.

e Support costs allocation

Support costs are those that assist the work of the charity but do not directly represent charitable activities and include office costs, governance costs and administrative costs. They are incurred directly in support of expenditure on the objects of the charity.

Fundraising costs are those incurred in seeking voluntary contributions and do not include the costs of disseminating information in support of the charitable activities.

The analysis of these costs is included in note 6.

f Tangible fixed assets

Individual fixed assets costing more than £100 or more are initially recorded at cost less subsequent accumulated depreciation and subsequent impairment losses. Depreciation is provided on tangible fixed assets so as to write off the cost or valuation, less any estimated residual value over their expected residual life as follows:

- | | |
|-----------------------|------------------------|
| Furniture & Equipment | - 20% reducing balance |
| Computer Equipment | - 33% on cost |

g Debtors and creditors receivable / payable within one year

Debtors and creditors with no stated interest rate and receivable or payable within one year are recorded at transaction price. Any losses arising from impairment are recognised in the statement of expenditure.

h Provisions

Provisions are recognised when the charity has an obligation at the balance sheet date as a result of a past event, it is probable that an outflow of economic benefits will be required in settlement and the amount can be reliably estimated.

2H 2022

er
ed where
probable
sured

egories.

enditure

esent
costs.

t include

st, less
ciation is
estimated

n one year
sed in

date as
e required

**WOODGATE ADVENTURE PLAYGROUND
(LIMITED BY GUARANTEE)**

NOTES TO THE FINANCIAL STATEMENTS FOR THE YEAR ENDED 31 MARCH

1 Accounting Policies (Continued)

1. Summary of significant accounting policies (Continued)

i Leases

Rentals payable or receivable under operating leases are charged to the SoFA on a straight line basis over the period of the lease.

j Taxation

No provision has been made for taxation as the charity's charitable status renders exempt from UK direct taxation.

k Going concern

The financial statements have been prepared on a going concern basis as the trust believe that no material uncertainties exist. The trustees have considered the level of funds held and the expected level of income and expenditure for 12 months from authorising these financial statements. The budgeted income and expenditure is sufficient with the level of reserves for the charity to be able to continue as a going concern.

2 Income from donations and legacies

Unrestricted funds

Fosse & Heating Ward Community
Donations general

2022

£

1,000

770

1,770

Income from donations and legacies was £770 which was attributable to unrestricted funds (2021: £660).

3 Income from charitable activities

Restricted funds

Government grants
Grants from other charities

2022

£

202,226

53,710

Unrestricted funds

Other charitable activities:

Trips, activities
Sundry income

-

-

255,936

Income from charitable activities was £255,936 (2021: £360,600). £14,720 of these were attributable to unrestricted funds (2021: nil).

2022

it

tees
al of

g

2021

£

9,633

660

10,293

2021

£

294,313

66,287

-

-

360,600

**WOODGATE ADVENTURE PLAYGROUND
(LIMITED BY GUARANTEE)**

NOTES TO THE FINANCIAL STATEMENTS FOR THE YEAR ENDED 31 MARCH

4 Investment income

	<u>2022</u>
	<u>£</u>
John Ward interest	-
Bank interest received	-
	<u>-</u>

Income from investment income was £nil (2021: £Nil). All of these were attributable to unrestricted funds for the relevant accounting year.

5 Analysis of expenditure on charitable activities

	<u>Direct</u>	<u>Other</u>	<u>Support</u>
	<u>Wages</u>	<u>Direct</u>	<u>Costs</u>
Provide out of school play activities for 6 - 14 year olds	<u>261,098</u>	<u>4,833</u>	<u>10,623</u>

£276,193 (2021: £356,711) of the above costs were related to restricted funds.

6 Allocation of support costs

	<u>2022</u>
	<u>£</u>
	<u>Out of</u>
	<u>school play</u>
	<u>6 -14</u>
Governance	1,000
Telephone, printing, stationery & advertising	1,271
Sundries	2,440
Training	420
Professional fees	3,137
Depreciation	2,355
	<u>10,623</u>

7 Governance costs

	<u>2022</u>
	<u>£</u>
	<u>Out of</u>
	<u>school play</u>
	<u>6 -14</u>
Independent examination fees	<u><u>1,000</u></u>

1 2022

2021
£

-
-

-

Total

276,554

2021
£

Out of
school play
6 -14

720
1,081
585
420
4,311
3,319

10,436

2021
£

Out of
school play
6 -14

720

**WOODGATE ADVENTURE PLAYGROUND
(LIMITED BY GUARANTEE)**

NOTES TO THE FINANCIAL STATEMENTS FOR THE YEAR ENDED 31 MARCH

8 Net Income / (expenditure) for the year

	<u>2022</u>
	<u>£</u>
This is stated after charging:	
Depreciation	2,355
Independent Examiners Fees	<u>1,000</u>

9 Independent Examiners remuneration

The independent examiner's fees amounts to £720 (2021: £720). The other services were to prepare the financial statements.

10 Trustees and key management personnel remuneration and expenses

The trustees received no remuneration during the year. (2021: Nil)

The trustees did not have any expenses reimbursed during the year. (2021: Nil)

11 Staff costs and employee benefits

	<u>2022</u>	<u>2022</u>	<u>2021</u>
	<u>£</u>	<u>£</u>	<u>£</u>
	<u>Number</u>	<u>Full Time Equivalent</u>	<u>Number</u>
Charitable activities	26	14 £#	28
	<u>26</u>	<u>14</u>	<u>28</u>

The total staff costs and employee benefits were as follows:

	<u>2022</u>
	<u>£</u>
Wages and salaries	236,479
Social security costs	<u>10,082</u>
	<u>246,561</u>

12 Tangible fixed assets

	<u>Furniture & Equipment</u>	<u>Computer Equipment</u>
Cost		
At 1 April 2021	25,458	1,338
Additions	-	-
At 31 March 2022	<u>25,458</u>	<u>1,338</u>
Depreciation		
At 1 April 2021	13,967	1,280
Depreciation charge	2,298	57
At 31 March 2022	<u>16,265</u>	<u>1,337</u>
Net Book Value		
At 31 March 2022	<u>9,193 £#</u>	<u>1 ##</u>
31 March 2021	<u>11,491 £#</u>	<u>58 ##</u>

f 2022

2021
£

3,319
720

ces

2021
£
Full Time
Equivalent

14

14

2021
£

236,479
10,082

246,561

Total

26,796
-

26,796

15,247
2,355

17,602

9,194

11,549

**WOODGATE ADVENTURE PLAYGROUND
(LIMITED BY GUARANTEE)**

NOTES TO THE FINANCIAL STATEMENTS FOR THE YEAR ENDED 31 MARCH 2022

13 Debtors

	<u>2022</u>
	<u>£</u>
Prepayments	1,789
	<u>1,789</u>

14 Creditors: Amounts falling due within one year

	<u>2022</u>
	<u>£</u>
Other taxation and social security	4,768
Other creditors	2,047
Deferred income - grants received in advance	29,143
Fixed asset grant	-
	<u>35,959</u>

15 Funds

	<u>Balance</u> <u>01.04.21</u>	<u>Income</u>	<u>Expenditure</u>	<u>Transfers</u>
	<u>£</u>	<u>£</u>	<u>£</u>	<u>£</u>
Unrestricted Funds				
General	47,689	1,770	361	-
Unrestricted Designated				
John Ward Estate	12,142	-	-	-
Restricted Funds				
Restricted funds	33,207	255,936	(276,193)	-
	<u>93,038</u>	<u>257,706</u>	<u>(275,832)</u>	<u>-</u>

16 Analysis of net assets between funds

	<u>Unrestricted</u>	<u>Restricted</u>	<u>2022</u>
	<u>General</u>	<u>Designated</u>	<u>Fund</u>
	<u>£</u>	<u>£</u>	<u>£</u>
Fixed assets	9,194	-	-
Current assets	75,863	12,142	12,950
Current liabilities	(35,959)	-	-
	<u>49,098</u>	<u>12,142</u>	<u>12,950</u>
			<u>74,190</u>

17 Related Party Transactions

There were no related party transactions during the year. (2021: None)

H 2022

2021

£

1,789

1,789

2021

£

4,228

3,414

29,143

-

36,785

Balance at

31.03.22

£

49,820

12,142

12,950

74,912

2021

11,549

118,274

(36,785)

93,038

**WOODGATE ADVENTURE PLAYGROUND
(LIMITED BY GUARANTEE)**

DETAILED INCOME & EXPENDITURE ACCOUNT FOR THE YEAR ENDED 31 MARCH 2022

	<u>2022</u>	<u>2021</u>
	<u>£</u>	<u>£</u>
Income:		
Leicester City Council	116,650	116,575
Leicester City Council DCS	114	-
NEG	79,459	132,434
Children in Need	32,904	39,059
Fosse Ward Community	1,000	-
Heating Ward Grant	-	9,633
Donations	770	660
COVID 19 Grants	6,003	20,263
Job Retention Scheme Grants	-	25,041
Reaching People	7,856	7,165
National Lottery COVID Response Grant	-	9,557
VAL Covid Grant	-	4,556
Ward Funding	-	5,950
CIN Youth Grant	12,950	-
John Ward interest received	-	-
	<u>257,706</u>	<u>370,893</u>
Expenditure:		
Salaries, NI and pensions	92,949	105,572
Rates & water	788	507
Insurance	1,353	-
Light & heat	2,724	2,479
Telephone, printing, stationery & advertising	1,271	1,081
Sundries	2,440	585
Repairs & insurance	11,635	32,724
Materials & activities	2,849	1,470
Tools and equipment	1,605	1,362
SE Trips and transport	663	132
Protective clothing & cleaning	404	510
Training	420	420
NEG expenses	98,096	136,122
Children in Need	32,606	27,614
Professional fees	3,137	4,311
Fosse Ward grant	1,000	7,943
Sports Hall Heating, Toilets & Activities	-	29,840
CIN Youth and HAF Grants	12,941	-
HAF Grant	6,318	-
Depreciation of Furniture & equipment	2,298	2,873
Depreciation of Computer equipment	57	446
Independent examiners fees	1,000	720
	<u>276,554</u>	<u>356,711</u>
Net Income for the Year	(18,848)	14,182
Fund Balance Brought Forward	93,038	78,856
Fund Balance Carried Forward	<u>74,190</u>	<u>93,038</u>

This page does not form part of the statutory financial statements

DIVID

ER

Woodgate Adventure Playground

Schedule

Year ending 31st March 2021

Prepared by:

Reviewed by:

Finalised by:

	Note/Query	Schedule	
1	Please update Trustee Register on the Charity Commission website		
3	Cash account no movement this year or last year. Confirm with client over £2k is still held in cash.	140	

A25

AT	09/21/2021

Response

	A	B	C	D	E	F	G	H	I	J	K	L	M	N
1			Woodgate Adventure Playground										Schedule	N1
2			Extended Trial Balance for the year ended 31 March 2022										Prepared by:	LT
3													Reviewed by:	AT
4													Finalised by:	
5			<u>Opening</u>		<u>Bank & Cash</u>		<u>Infs</u>		<u>I&E</u>		<u>BS</u>			
6			<u>DR</u>	<u>CR</u>	<u>DR</u>	<u>CR</u>	<u>DR</u>	<u>CR</u>	<u>DR</u>	<u>CR</u>	<u>DR</u>	<u>CR</u>		
7														
8	1		Unity Bank account	-									-	
9														
10	2		John Ward Fund	12,143.77				0.23					12,144.00	
11														
12	3		CAF Account	102,093.81		258,826.23	276,145.31	0.27					84,775.00	
13														
14	4		Cash account	2,247.34				(0.34)					2,247.00	
15														
16	5		Debtors & prepayments	1,788.57				0.43					1,789.00	
17														
18	6		Creditors & accruals		36,784.41			826.57	0.16					35,958.00
19														
20	7		Unrestricted Funds general funds		47,689.00									47,689.00
21														
22	8		Unrest Funds John Ward estate		12,142.00									12,142.00
23														
24	8a		Restricted funds		33,207.00				1.00					33,208.00
25														
26														
27	9		Computer equipment b/f	1,338.00									1,338.00	
28														
29	9a		Computer equip depn b//f		1,280.00				57.00					1,337.00
30														
31	9b		Fixtures and Fittings b/f	25,457.92				0.08					25,458.00	
32														
33	9c		Fixtures and Fittings depn b/f		13,967.00				2,298.00					16,265.00
34														
35	10		Leicester City Council Main				116,650.00					116,650.00		
36														
37	11		LCC - Playscheme									-		
38	11a		LCC - DCS				114.00					114.00		
39	12		Nursery				79,459.32	0.32				79,459.00		
40														
41	13		Youth Grant				12,950.00					12,950.00		
42														
43	14		Children in Need				32,904.00					32,904.00		
44														
45	15		Fundraising				770.28	0.28				770.00		
46														
47	16		Donations & sundry income									-		
48												-		
49	17		Bank interest									-		
50												-		
51	18		Fosse Ward Grant				1,000.00					1,000.00		
52												-		
53	18a		Holiday Hunger Grant									-		
54												-		
55	18b		Heating Ward Grant									-		
56												-		
57	19		Capital Grant funding									-		
58												-		
59	19a		Job retention Scheme Grant									-		
60												-		
61	19b		LCC Covid-19 Grant				6,003.03	0.03				6,003.00		
62												-		
63	19c		Reaching People				7,855.60		0.40			7,856.00		
64												-		
65	19d		National Lottery Covid Response									-		
66												-		
67	19e		VAL - Covid									-		

	A	B	C	D	E	F	G	H	I	J	K	L	M	N
					<u>Opening</u>		<u>Bank & Cash</u>		<u>Inls</u>		<u>I&E</u>		<u>BS</u>	
					<u>DR</u>	<u>CR</u>	<u>DR</u>	<u>CR</u>	<u>DR</u>	<u>CR</u>	<u>DR</u>	<u>CR</u>	<u>DR</u>	<u>CR</u>
68														
69	19f		Ward Funding									-		
70														
71	20		Wages & NI & Pension				93,248.17			299.17	92,949.00			
72														
73	21		Rates and water				787.43		1.00	0.43	788.00			
74														
75	22		Insurance				1,352.81		0.19		1,353.00			
76														
77	23		Light and heat				3,251.41			527.41	2,724.00			
78														
79	24		Telephone				590.48		0.52		591.00			
80														
81	25		Postage and stationery				679.70		0.30		680.00			
82														
83	26		Sundries				2,332.14		(1.00)	0.14	2,331.00			
84														
85	27		Repairs				11,635.11			0.11	11,635.00			
86														
87	28		Materials and activities				2,848.86		0.14		2,849.00			
88														
89	29		Tools and equipment				1,604.66		0.34		1,605.00			
90														
91	30		SE trips and transport				663.19			0.19	663.00			
92														
93	31		Bookkeeping fees				2,635.00				2,635.00			
94														
95	32		Protective clothing & cleaning				403.54		0.46		404.00			
96														
97	33		Training				1,540.00	1,120.00			420.00			
98														
99	34		NEG expenses				98,096.19			0.19	98,096.00			
100														
101	35		Children in need				32,606.41			0.41	32,606.00			
102														
103	36		Playscheme											
104														
105	37		Professional and legal fees				502.17			0.17	502.00			
106														
107	38		Disabled services											
108														
109	39a		Ward grant				1,000.00				1,000.00			
110														
111	39b		Boost Grant											
112														
113	39c		Grant											
114														
115	40		Depreciation - computer equipment						57.00		57.00			
116	40a		Depreciation - fixtures & fittings						2,298.00		2,298.00			
117	41		Accountancy fees				1,000.00				1,000.00			
118														
119	42		Fundraising costs											
120														
121	43		CIN Youth Grant				12,941.38			0.38	12,941.00			
122														
123	44		HAF Grants				6,317.58		0.42		6,318.00			
124														
125	45		DCS				109.08			0.08	109.00			
126														
127	50		SUSPENSE ACCOUNT											
128														
129					145,069.41	145,069.41	534,971.54	534,971.54	3,185.24	3,185.24	276,554.00	257,706.00	127,751.00	146,599.00
130			Net Income		-	-	-	-	-	-	(18,848.00)		18,848.00	
131					145,069.41	145,069.41	534,971.54	534,971.54	3,185.24	3,185.24	257,706.00	257,706.00	146,599.00	146,599.00
132														
133														

Woodgate Adventure Playground

Schedule E1

Trustees & Key Management

###

Prepared by:	sjp	
Reviewed by:	SJBC	08/15/2020
Finalised by:		

		Appointed	Resigned	Co House	Charity Comm	Other charities
Directors / Trustees:	M Stevenson	09/25/2007		yes	yes	no
	T M Gunby Betts	02/27/2018		yes	yes	no
	J Towers	04/17/2018		yes	yes	no
	K Ventola	02/27/2018		yes	yes	no
Secretary:	M Hay	09/25/2007		yes	no	

Woodgate Adventure Playground**Schedule E1****Fixed Assets Lead Schedule as at 31 March 2022**

Prepared by:	LT	
Reviewed by:	AT	
Finalised by:		

	33% on cost <u>Computer Equipment</u>	20% Red Bal <u>Fixtures & Fittings</u>	<u>Total</u>
COST:			
As 1 April 2021	1,338	25,458	26,796
Additions			
Disposal			
As at 31 March 2022	<u>1,338</u>	<u>25,458</u>	<u>26,796</u>
DEPRECIATION:			
As at 1 April 2021	1,280	13,967	15,247
Charge for the year	57	2,298	2,355
Elimination on disposal			
As at 31 March 2022	<u>1,337</u>	<u>16,265</u>	<u>17,602</u>
NET BOOK VALUE:			
As at 31 March 2022	<u>1</u>	<u>9,193</u>	<u>9,194</u>
As 31 March 2021	<u>58</u>	<u>11,491</u>	<u>11,549</u>
	laptop		

(33% on cost as per Schedule E6 provided by Haines Watts on Computer Equipment)

(20% on reducing balance calculated from E6 schedule from 2016/17)

**Additions
2020**

16.7.2019	freezer	Additions analysis	
18.7.2019	crash mats	199.00	
6.6.2019	zip wire	287.92	
		11,238.00	from restricted grant b/f
		<u>11,724.92</u>	

Woodgate Adventure Playground
Debtors Lead Schedule - Year ended

Thursday, March 31, 2022

Schedule	H1	
Prepared by:	LT	
Reviewed by:	AT	
Reviewed by:		

Code **2022** **2021**

Other Debtors

Prepayment

Insurance

Insurance 1/4/19 to 31/3/20 - Gallagher	22	1,215.40	1,215.40
Preschool learning ins pd 25.3.2020		573.17	573.17

Building/repairs

Bakers Waste - very little in 2020 so no prepaid	27	0.00	0.00
(Half to general/half to nursery)	34	0.00	0.00

Telephone

Daisy service charges - not material and invoiced m	24	0.00	0.00
(Half to general/half to nursery)	34	0.00	0.00

1,788.57	1,788.57
-----------------	-----------------

Woodgate Adventure Playground

Schedule	I1	
Prepared by:	LT	
Reviewed by:	AT	
Finalised by:		

Cash & Bank Lead Schedule - Year ended**Mar 31, 22**

			<u>2022</u>	<u>2021</u>
CAF account		I6 / I10	84,774.73	84,234.27
Scottish Widows John Ward Acc	A/c no 50944720799	I20	12,113.40	12,113.40
Unity	A/c no 20067609	Account closed I30	-	-
Cash Account		no movement I40	2,247.34	2,247.34
			<u>99,135.47</u>	<u>98,595.01</u>

Balances to confirm

Woodgate Adventure Playground

Main Account Bank Reconciliation - Year ended
CAF Account ###

Schedule	I6	
Prepared by:	LT	
Reviewed by:	AT	
Finalised by:		

Balance per bank statement @ 31 March 2022

84,774.73

Less unpresented cheques

0.00

84,774.73 in hand

I1

Woodgate Adventure Playground
Bank account - Year ended

###

Schedule	I10	
Prepared by:	LT	
Reviewed by:	AT	
Finalised by:		

CAF Bank account - 00031396

	Ref	Code	DR	CR
Balance b/f	04/01/2021		102,093.81	
Bank receipts		I11	258,826.23	
Bank payments		I12		276,145.31
Transfers to/from deposit account				
Balance c/f	03/31/2022			84,774.73
			360,920.04	360,920.04

Bank Receipts

LCC - Main	116,650.00
Nursery	79,459.32
Children in Need (CIN)	32,904.00
Fundraising	770.28
COVID - LCC	6,003.03
Reaching People	7,855.60
Youth Grant	12,950.00
DCS Summer	114.00
Ward Funding	1,000.00
Training	1,120.00
	<u>258,826.23</u>

Bank Payments

Salaries		78,674.61	
Pension		2,664.61	
Tax		4,664.42	
NI		7,244.53	93,248.17
Training		1,540.00	
Rates		787.43	
Heat /Light		3,251.41	
Insurance		1,352.81	
Repairs & Renewals		10,462.73	
Services		480.34	
Refuse		692.04	11,635.11
Cleaning/FA		403.54	
Vols Exps	Sundries	1,030.00	
PPS		679.70	
Activities		2,848.86	
Tel/Int		590.48	
Prof/Fees	Analysis	4,137.17	
Subs	Sundries	271.98	
Transport/Trip		663.19	
Special Events	Sundries	1,030.16	
Equipment	Analysis	1,604.66	
Nursery		98,096.19	
CIN		27,229.42	
CIN PAYE		4,266.02	
CIN Pension		1,110.97	32,606.41
Ward/Grant		1,000.00	
CIN Youth Grant		12,941.38	
DCS		109.08	
HAF Grants		6,317.58	
		<u>276,145.31</u>	
	Sundries	2,332.14	

SUMMARY

LCC - Main	116,575.00
Nursery	79,534.32
Children in Need (CIN)	32,904.00
Fundraising	770.28
Covid - LCC	6,003.03
Reaching People	7,855.60
Youth Grant	12,950.00
DCS Summer	114.00
Ward Funding	1,000.00
Training	1,120.00
	<hr/>
	258,826.23
	<hr/>

WOODGATE ADVENTURE PLAYGROUND - MAIN ACCOUNT			Main/A/c Income Analysis										Cleared by bank	
Daily Income			Leicester City Council										Uncleared shown in RED	
			Playground										Shown by transaction number	
FIRST QUARTER			Core Funding	Nursery	b/hfd	Fund Raising	Polar Krush	Furlough	GRANTS	CIN	WARD Funding			
Date	Purpose	Amount	From	1	2	3	4	5	6	7	8			
04/14/2020	Heating Grant	9633.00	LCC Award 4 All					9633.00				9633.00	0.00	
04/21/2020	2-3-4 Year Olds	29993.46	LCC		29993.46							29993.46	0.00	
05/05/2020	Ward Funding Packs	500.00	LCC								500.00	500.00	0.00	
05/13/2020	Covid19 Grant	10000.00	LCC						10000.00			10000.00	0.00	
05/27/2020	3 Top Up	3000.00	LCC									3000.00	0.00	
06/11/2020	Quarter 2	36429.69	HMRC	36429.69								36429.69	0.00	
06/15/2020	Furlough Pay	271.26	HMRC					271.26				271.26	0.00	
07/07/2020	ENPP Summer	14664.37	LCC		14664.37							14664.37	0.00	
07/12/2020	Furlough Pay	384.17	HMRC					384.17					0.00	
07/24/2020	PPE/Packs/Vols	740.00	Reaching People						740.00				740.00	
07/27/2020	Donation	150.00	Clockwise Credit			150.00							150.00	
08/04/2020	Furlough Pay	3431.73	HMRC					3431.73				3431.73	0.00	
08/04/2020	Furlough Pay	6967.01	HMRC					6967.01				6967.01	0.00	
08/13/2020	Furlough Pay	199.60	HMRC					199.60					199.60	
08/27/2020	3-4 Autumn	15666.35	LCC		15666.35							15666.35	0.00	
09/04/2020	Bridging Grant	36059.00	CIN							36059.00			36059.00	
09/10/2020	Income	375.00	Various		375.00							375.00	0.00	
09/18/2020	Fees	65.00	C Gomedza		65.00							65.00	0.00	
09/23/2020	Furlough Pay	697.76	HMRC					697.76				697.76	0.00	
09/23/2020	Fees	1.00	C Gomedza		1.00							1.00	0.00	
09/25/2020	3rd Quarter	21857.81	LCC	21857.81								21857.81	0.00	
09/25/2020	Fees	10.00	Serban AS		10.00							10.00	0.00	
09/25/2020	Fees	30.00	Serban AS		30.00							30.00	0.00	
09/28/2020	Fees	44.00	C Gomedza		44.00							44.00	0.00	
10/01/2020	Covid Grant	4950.00	LCC - Pantry							4950.00		4950.00	0.00	
10/02/2020	Covid Response Pantry	9557.00	National Lottery					9557.00				9557.00	0.00	
10/02/2020	2 Year Autumn	7760.19	LCC		7760.19							7760.19	0.00	
10/02/2020	Fees	45.00	R Bibing		45.00							45.00	0.00	
10/05/2020	Fees	75.00	L G Jacota		75.00							75.00	0.00	
10/05/2020	Fees	45.00	C Gomedza		45.00							45.00	0.00	
10/09/2020	Fees	45.00	R Bibing		45.00							45.00	0.00	

SUMMARY

Salaries	78,674.61
Pension	2,664.61
TAX	4,664.42
NI	7,244.53
Training	1,540.00
Rates	787.43
Heating/ Lighting	3,251.41
Insurance	1,352.81
Repairs/ Renewals	10,462.73
Services	480.34
Refuse Collection	692.04
Cleaning/FA	403.54
Vols Expenses	1,030.00
Print/Stat/Postage	679.70
Activities/Materials	2,848.86
Telephone/Internet	590.48
Prof Fees	4,137.17
Subscriptions	271.98
Transport/Trip	663.19
Special Events	1,030.16
Equipment	1,604.66
Nursery	98,096.19
CIN	27,229.42
CIN PAYE	4,266.02
CIN PENSION	1,110.97
Ward Grant	1,000.00
CIN Youth Grant	12,941.38
DCS	109.08
HAF GRANTS	6,317.58
	<u>276,145.31</u>

Q1

	Wages - Week 52	237.20	S Slater
	Wages	152.54	J Smith
	CIN Wages	449.07	R Crane
04/08/2021	Pensions	24.45	NEST
	CIN Wages	328.41	R Crane
	Wages	98.32	J Smith
	Wages	190.82	S Slater
	PAYE March	4,227.84	HMRC
04/14/2021	Pensions	24.45	NEST
	Wages	190.82	S Slater
	Wages	98.12	J Smith
	CIN Wages	328.41	R Crane
	Wages	145.44	S Jarvis
	April Salary	1,485.99	S Elliott
	April Salary	1,826.71	M Hay
	April Salary	1,294.57	S Baza
	April Salary	1,467.48	A Waldron
	April Salary	1,274.57	L Cartwright
	April Salary	1,093.53	A Graves
	Wages	260.63	M Conway
	Wages	531.77	M Simon
	Wages	860.91	J Mawby Hay
04/22/2021	Pensions	24.45	NEST
	Wages	190.82	S Slater
	Wages	145.44	S Jarvis
	Wages	98.12	J Smith
	CIN Wages	328.21	R Crane
	Pensions	24.53	NEST
04/29/2021	Wages	145.44	S Jarvis
	Wages	190.82	S Slater
	Wages	98.32	J Smith
	CIN Wages	328.41	R Crane
05/05/2021	Pensions	516.76	NEST
	Wages	145.44	S Jarvis
	Wages	190.82	S Slater
	Wages	98.12	J Smith
	CIN Wages	328.21	R Crane
05/07/2021	Tax Period Owing 2020/2021	648.92	HMRC
05/12/2021	CIN Pensions	24.53	NEST
05/13/2021	CIN Wages	328.41	R Crane
	Wages	98.12	J Smith
	Wages	190.82	S Slater
	Wages	181.80	S Jarvis
	Tax Period April	1,885.13	HMRC
05/19/2021	CIN Pensions	24.45	NEST
	Wages	445.41	L Creese
	May Salary	1,150.68	J H Mawby
	Wages	518.13	M Simon
	Wages	260.43	M Conway
	May Salary	1,245.84	L Cartwright
	May Salary	1,396.95	A Waldron
	May Salary	1,331.46	S Baza

	May Salary	1,826.71	M Hay
	May Salary	1,485.99	S Elliott
05/20/2021	Wages	127.26	S Jarvis
	Wages	190.82	S Slater
	Wages	98.12	J Smith
	CIN Wages	328.21	R Crane
05/26/2021	CIN Pensions	24.53	NEST
05/27/2021	Wages	127.26	S Jarvis
	Wages	190.82	S Slater
	Wages	98.32	J Smith
	CIN Wages	328.41	R Crane
06/02/2021	Pensions	459.28	NEST
06/03/2021	Wages	222.06	S Jarvis
	Wages	202.27	S Slater
	Wages	112.70	J Smith
	CIN Wages	328.21	R Crane
06/09/2021	Pensions	24.53	NEST
06/10/2021	Wages	181.80	S Jarvis
	Wages	190.82	S Slater
	Wages	98.12	J Smith
	CIN Wages	328.41	R Crane
06/15/2021	Tax Period May	1,767.76	HMRC
06/16/2021	Pensions	24.53	NEST
06/17/2021	Wages	190.06	S Jarvis
	Wages	190.82	S Slater
	Wages	98.12	J Smith
	CIN Wages	328.21	R Crane
06/18/2021	Wages	627.21	L Creese
	June Salary	985.73	J H Mawby
	Wages	540.86	M Simon
	Wages	260.43	M Conway
	June Salary	1,269.43	L Cartwright
	June Salary	1,440.44	A Waldron
	June Salary	1,387.25	S Baza
	June Salary	1,826.51	M Hay
	June Salary	1,485.99	S Elliott
06/23/2021	Pensions	25.48	NEST
06/24/2021	Wages	181.80	S Jarvis
	Wages	190.82	S Slater
	Wages	98.32	J Smith
	CIN Wages	328.41	R Crane
06/29/2021	Pensions	416.08	NEST
06/30/2021	Pensions	25.48	NEST
		<u>49,841.43</u>	

Q2

07/01/2021	Wages	181.80	S Slater
	Wages	98.12	J Smith
	CIN Wages	328.41	R Crane
	Wages	181.80	S Jarvis
07/09/2021	Wages	218.54	S Slater
	Wages	98.12	J Smith
	CIN Wages	328.41	R Crane
	Wages	181.80	S Jarvis
07/13/2021	Pensions	25.48	NEST

07/14/2021	Pensions	25.48	NEST
07/15/2021	Wages	218.54	S Slater
	Wages	72.70	J Smith
	CIN Wages	328.21	R Crane
	Wages	222.06	S Jarvis
	Wages	328.21	R Crane
07/19/2021	July Salary	1,485.99	S Elliott
	July Salary	1,826.71	M Hay
	July Salary	278.75	M Conway
	July Salary	590.85	M Simon
	July Salary	1,410.18	L Creese
	July Salary	1,353.51	S Baza
	July Salary	1,414.98	A Waldron
	July Salary	1,248.71	L Cartwright
	July Salary	1,372.14	J Hay Mawby
07/22/2021	Wages	218.54	S Slater
	Wages	72.70	J Smith
	CIN Wages	328.41	R Crane
	Wages	222.06	S Jarvis
07/27/2021	Pensions	24.53	NEST
07/28/2021	Pensions	26.84	NEST
07/29/2021	Wages	193.00	S Slater
	Wages	72.90	J Smith
	CIN Wages	328.21	R Crane
	Wages	222.06	S Jarvis
08/03/2021	Pensions	456.21	NEST
08/03/2021	Tax Period June	1,712.71	HMRC
08/04/2021	Pensions	26.84	NEST
08/05/2021	Wages	222.06	S Jarvis
	Wages	193.00	S Slater
	Wages	492.50	J Smith
	CIN Wages	328.41	R Crane
08/10/2021	Tax Period July	1,517.58	HMRC
08/10/2021	Pensions	23.02	NEST
08/12/2021	CIN Wages	328.21	R Crane
	Wages	90.90	J Smith
	Wages	190.82	S Slater
	Wages	222.06	S Jarvis
08/19/2021	August Salary	1,369.44	S Baza
	August Salary	1,431.11	A Waldron
	August Salary	1,305.13	J Hay Mawby
	CIN Wages	328.41	R Crane
	Wages	90.90	J Smith
	Wages	190.82	S Slater
	Wages	238.06	S Jarvis
	Tax Period August	1,948.52	HMRC
	August Salary	1,485.99	S Elliott
	August Salary	1,826.51	M Hay
	August Salary	1,248.51	L Cartwright
	Wages	311.46	M Conway
	Wages	665.37	M Simon
	Wages	1,296.18	L Creese
08/24/2021	Pensions	20.71	NEST
08/25/2021	Pensions	20.71	NEST
08/26/2021	CIN Wages	328.21	R Crane

	Wages	122.72	J Smith
	Wages	181.80	S Jarvis
	Wages	190.82	S Slater
09/02/2021	CIN Wages	328.41	R Crane
	Wages	122.72	J Smith
	Wages	190.82	S Slater
	Wages	206.06	S Jarvis
09/09/2021	Wages	181.80	S Jarvis
	Wages	122.72	J Smith
	CIN Wages	328.21	R Crane
	Wages	190.82	S Slater
09/14/2021	Pensions	497.69	NEST
09/15/2021	Pensions	24.53	NEST
09/16/2021	Tax Period	3,311.04	HMRC
	CIN Wages	328.41	R Crane
	Wages	122.72	J Smith
	September Salary	1,485.99	S Elliott
	September Salary	1,826.71	M Hay
	September Salary	1,354.99	A Waldron
	September Salary	1,248.71	L Cartwright
	Wages	190.82	S Slater
	Wages	147.72	M Conway
	Wages	181.80	S Jarvis
	Wages	531.57	M Simon
	Wages	1,296.18	L Creese
	September Salary	1,397.75	S Baza
09/22/2021	Pensions	24.53	NEST
09/23/2021	Wages	181.80	S Jarvis
	Wages	190.82	S Slater
	Wages	122.72	J Smith
	CIN Wages	348.79	R Crane
09/30/2021	Wages	181.80	S Jarvis
	Wages	203.64	S Slater
	Wages	122.72	J Smith
	CIN Wages	389.95	R Crane

53,319.41

Q3

10/05/2021	Pensions	476.98	NEST
10/06/2021	Pension	24.53	NEST
10/07/2021	Wages	181.80	S Jarvis
	Wages	122.72	J Smith
	CIN Wages	259.37	S Slater
	CIN Wages	230.79	R Cane
10/13/2021	Pension	26.78	NEST
10/14/2021	Wages	181.80	S Jarvis
	Wages	56.81	J Smith
	CIN Wages	259.37	S Slater
	CIN Wages	210.22	R Cane
10/19/2021	Wages	181.80	S Jarvis
	Wages	109.08	J Smith
	CIN Wages	274.65	S Slater
	CIN Wages	210.22	R Cane
	October Salary	1,485.99	S Elliott

	October Salary	1,826.51	M Hay
	October Salary	1,306.97	S Baza
	October Salary	1,187.90	A Waldron
	October Salary	1,105.79	L Cartwright
	Wages	513.44	M Simon
	October Salary	1,358.22	L Creese
	October Salary	935.74	A Bennett
	Wages	236.84	M Conway
	Tax Period 6	3,311.04	HMRC
10/20/2021	Pension	24.53	NEST
	Holiday Pay	142.92	L Cartwright
	Holiday Pay	131.52	A Waldron
	Holiday Pay	149.16	S Baza
10/27/2021	Pension	24.53	NEST
10/28/2021	Wages	109.08	S Jarvis
	Wages	81.81	J Smith
	CIN Wages	259.37	S Slater
	CIN Wages	210.22	R Cane
10/29/2021	Pensions	393.26	NEST
11/03/2021	Pension	17.33	NEST
11/04/2021	Wages	81.81	J Smith
	Wages	181.80	S Jarvis
	CIN Wages	210.22	R Cane
	CIN Wages	259.37	S Slater
11/10/2021	Pensions	18.61	NEST
11/11/2021	Wages	81.81	J Smith
	Wages	181.80	S Jarvis
	CIN Wages	210.22	R Cane
	CIN Wages	259.37	S Slater
11/17/2021	Pensions	17.33	NEST
11/18/2021	Wages	81.81	J Smith
	Wages	145.44	S Jarvis
	CIN Wages	210.22	R Cane
	CIN Wages	259.37	S Slater
11/19/2021	November Salary	1,006.04	A Bennett
	November Salary	1,684.22	L Creese
	November Salary	1,248.71	L Cartwright
	November Salary	1,319.42	A Waldron
	November Salary	1,444.73	S Baza
	November Salary	1,826.71	M Hay
	Wages	531.57	M Simon
	Wages	236.43	M Conway
	November Salary	1,485.99	S Elliott
11/24/2021	Pensions	18.61	NEST
11/25/2021	Wages	81.81	J Smith
	Wages	181.80	S Jarvis
	CIN Wages	210.42	R Cane
	CIN Wages	259.37	S Slater
11/26/2021	Remaining Salary	415.72	A Waldron
11/30/2021	Pensions	434.76	NEST
12/02/2021	CIN Wages	210.22	R Crane
	CIN Wages	259.37	S Slater
	Wages	81.81	J Smith
	Wages	181.80	S Jarvis
12/07/2021	Tax Period 8	2,433.42	HMRC

12/08/2021	Pensions	18.61	NEST
12/09/2021	CIN Wages	210.22	R Crane
	CIN Wages	259.37	S Slater
	Wages	181.80	S Jarvis
	Wages	81.81	J Smith
12/15/2021	Pensions	17.33	NEST
12/16/2021	CIN Wages	210.22	R Crane
	CIN Wages	241.21	S Slater
	Wages	181.80	S Jarvis
	Wages	81.81	J Smith
12/17/2021	December Salary	1,485.99	S Elliott
	December Salary	1,826.51	M Hay
	December Salary	1,455.70	S Baza
	December Salary	1,332.61	L Cartwright
	December Salary	1,423.81	L Creese
	December Salary	1,024.42	A Bennett
	Wages	236.23	M Conway
	Wages	531.57	M Simon
12/22/2021	Pensions	18.61	NEST
12/23/2021	CIN Wages	210.22	R Crane
	CIN Wages	241.21	S Slater
	Wages	181.80	S Jarvis
	Wages	81.81	J Smith
12/29/2021	Pensions	18.61	NEST
12/30/2021	CIN Wages	210.22	R Crane
	CIN Wages	241.21	S Slater
	Wages	181.80	S Jarvis
	Wages	81.81	J Smith
		47,639.52	

Q4

01/04/2022	Pensions	378.50	NEST
01/05/2022	Pensions	18.61	NEST
01/06/2022	CIN Wages	210.22	R Crane
	Wages	81.81	J Smith
	Wages	181.80	S Jarvice
	CIN Wages	241.21	S Slater
01/12/2022	Pensions	18.61	NEST
	Tax Period - December	2,439.80	HMRC
	S Slater AOE	90.80	DEA LCC
01/13/2022	CIN Wages	210.22	R Crane
	Wages	81.81	J Smith
	Wages	181.80	S Jarvice
	CIN Wages	241.21	S Slater
01/18/2022	Pensions	15.35	NEST
01/19/2022	Pensions	17.33	NEST
	Salary	1,211.28	A Bennett
	Salary	1,358.42	L Creese
	Wages	531.57	M Simon
	Wages	236.43	M Conway
	Salary	1,325.72	L Cartwright
	Salary	1,456.13	S Baza
	Salary	1,826.71	M Hay

		Salary	1,485.99	S Elliott
	01/20/2022	CIN Wages	210.22	R Crane
		Wages	81.81	J Smith
		Wages	181.80	S Jarvice
		CIN Wages	241.21	S Slater
	01/27/2022	CIN Wages	210.22	R Crane
		Wages	81.81	J Smith
		Wages	145.44	S Jarvice
		CIN Wages	241.21	S Slater
	01/28/2022	Pensions	394.04	NEST
	02/02/2022	Pensions	17.33	NEST
	02/03/2022	CIN Wages	210.22	R Crane
		Wages	81.81	J Smith
		Wages	181.80	S Jarvice
		CIN Wages	241.21	S Slater
	02/09/2022	Pensions	17.33	NEST
	02/10/2022	CIN Wages	210.22	R Crane
		Wages	81.81	J Smith
		Wages	145.44	S Jarvis
		CIN Wages	241.21	S Slater
	02/16/2022	Pensions	17.33	NEST
	02/17/2022	CIN Wages	210.22	R Crane
		Wages	90.90	J Smith
		Wages	198.06	S Jarvis
		CIN Wages	241.21	S Slater
		S Slater AOE	90.80	DEA LCC
	02/18/2022	Salary	1,542.79	S Elliott
		Salary	1,883.31	M Hay
		Salary	1,520.68	S Baza
		Salary	1,238.76	L Cartwright
		Wages	272.68	M Conway
		Wages	567.82	M Simon
		Salary	1,360.31	L Creese
		Salary	1,101.43	A Bennett
	02/23/2022	Pensions	17.33	NEST
	02/24/2022	CIN Wages	227.16	R Crane
		Wages	81.81	J Smith
		Wages	181.80	S Jarvis
		CIN Wages	241.21	S Slater
	03/01/2022	Pensions	388.85	NEST
	03/02/2022	Pensions	17.33	NEST
	03/03/2022	Wages	181.80	S Jarvis
		CIN Wages	241.21	S Slater
		Wages	81.81	J Smith
		CIN Wages	210.22	R Crane
	03/09/2022	Pensions	17.33	NEST
	03/10/2022	Wages	181.80	S Jarvis
		CIN Wages	241.21	S Slater
		Wages	81.81	J Smith
		CIN Wages	210.22	R Crane
	03/16/2022	Pensions	17.33	NEST
	03/17/2022	Wages	181.80	S Jarvis
		CIN Wages	241.21	S Slater
		Wages	81.81	J Smith
		CIN Wages	210.22	R Crane

		Tax Period January	2,391.41	HMRC
	03/18/2022	Salary	959.60	M Ramster
		Salary	1,113.39	A Bennett
		Salary	1,236.01	L Cartwright
		Salary	1,414.96	S Baza
		Salary	1,358.42	L Creese
		Salary	1,831.91	M Hay
		Salary	1,466.42	S Elliott
		Wages	585.77	M Simon
		Wages	236.43	M Conway
	03/22/2022	Pension Overpayment	59.93	L Cartwright
	03/23/2022	Pensions	17.33	NEST
	03/24/2022	Wages	181.80	S Jarvis
		CIN Wages	241.21	S Slater
		Wages	81.81	J Smith
		CIN Wages	210.22	R Crane
	03/29/2022	Pensions	388.85	NEST
	03/30/2022	Pensions	17.33	NEST
	03/31/2022	Pension	17.33	NEST
		Wages	145.44	S Jarvis
		CIN Wages	241.21	S Slater
		Wages	81.81	J Smith
		CIN Wages	210.22	R Crane
		DEA S Slater	90.80	LCC

45,308.65

196,109.01

CR	Pension	CIN	Wages	PAYE	AOE
237.20					
152.54					
449.07					
24.45					
		328.41			
			98.32		
			190.82		
4,227.84					
	24.45				
			190.82		
			98.12		
		328.41			
			145.44		
			1,485.99		
			1,826.71		
			1,294.57		
			1,467.48		
			1,274.57		
			1,093.53		
			260.63		
			531.77		
			860.91		
	24.45				
			190.82		
			145.44		
			98.12		
		328.21			
	24.53				
			145.44		
			190.82		
			98.32		
		328.41			
	516.76				
			145.44		
			190.82		
			98.12		
		328.21			
				648.92	
	24.53				
		328.41			
			98.12		
			190.82		
			181.80		
				1,885.13	M1
	24.45				
			445.41		
			1,150.68		
			518.13		
			260.43		
			1,245.84		
			1,396.95		
			1,331.46		

			1,826.71	
			1,485.99	
			127.26	
			190.82	
			98.12	
	24.53	328.21		
			127.26	
			190.82	
			98.32	
	459.28	328.41		
			222.06	
			202.27	
			112.70	
	24.53	328.21		
			181.80	
			190.82	
			98.12	
		328.41		
	24.53			1,767.76 M2
			190.06	
			190.82	
			98.12	
		328.21		
			627.21	
			985.73	
			540.86	
			260.43	
			1,269.43	
			1,440.44	
			1,387.25	
			1,826.51	
			1,485.99	
	25.48			
			181.80	
			190.82	
			98.32	
		328.41		
	441.56			
5,091.10	1,639.08	3,939.92	34,869.52	4,301.81

-

			181.80
			98.12
		328.41	
			181.80
			218.54
			98.12
		328.41	
			181.80
25.48			

25.48		218.54	
		72.70	
	328.21		
		222.06	
	328.21		
		1,485.99	
		1,826.71	
		278.75	
		590.85	
		1,410.18	
		1,353.51	
		1,414.98	
		1,248.71	
		1,372.14	
		218.54	
		72.70	
	328.41		
		222.06	
24.53			
26.84		193.00	
		72.90	
	328.21		
		222.06	
456.21			1,712.71 M3
26.84			
		222.06	
		193.00	
		492.50	
	328.41		
			1,517.58 M4
23.02			
	328.21		
		90.90	
		190.82	
		222.06	
		1,369.44	
		1,431.11	
		1,305.13	
	328.41		
		90.90	
		190.82	
		238.06	
			1,948.52 M5
		1,485.99	
		1,826.51	
		1,248.51	
		311.46	
		665.37	
		1,296.18	
20.71			
20.71			
	328.21		

			122.72	
			181.80	
			190.82	
	328.41			
			122.72	
			190.82	
			206.06	
			181.80	
			122.72	
	328.21			
			190.82	
497.69				
24.53				
				3,311.04 M6
	328.41			
			122.72	
			1,485.99	
			1,826.71	
			1,354.99	
			1,248.71	
			190.82	
			147.72	
			181.80	
			531.57	
			1,296.18	
			1,397.75	
24.53				
			181.80	
			190.82	
			122.72	
	348.79			
			181.80	
			203.64	
			122.72	
	389.95			
1,196.57	5,006.87	38,626.12	8,489.85	-
476.98				
24.53				
			181.80	
			122.72	
	259.37			
	230.79			
26.78				
			181.80	
			56.81	
	259.37			
	210.22			
			181.80	
			109.08	
	274.65			
	210.22			
			1,485.99	

		1,826.51	
		1,306.97	
		1,187.90	
		1,105.79	
		513.44	
		1,358.22	
		935.74	
		236.84	
			3,311.04 M7
24.53			
		142.92	
		131.52	
		149.16	
24.53			
		109.08	
		81.81	
	259.37		
	210.22		
393.26			
17.33		81.81	
		181.80	
	210.22		
	259.37		
18.61			
		81.81	
		181.80	
	210.22		
	259.37		
17.33			
		81.81	
		145.44	
	210.22		
	259.37		
		1,006.04	
		1,684.22	
		1,248.71	
		1,319.42	
		1,444.73	
		1,826.71	
		531.57	
		236.43	
		1,485.99	
18.61			
		81.81	
		181.80	
	210.42		
	259.37		
		415.72	
434.76			
	210.22		
	259.37		
		81.81	
		181.80	
			2,433.42 M8

18.61				
	210.22			
	259.37			
		181.80		
		81.81		
17.33				
	210.22			
	241.21			
		181.80		
		81.81		
		1,485.99		
		1,826.51		
		1,455.70		
		1,332.61		
		1,423.81		
		1,024.42		
		236.23		
		531.57		
18.61				
	210.22			
	241.21			
		181.80		
		81.81		
18.61				
	210.22			
	241.21			
		181.80		
		81.81		
<hr/>				
1,550.41	6,086.24	34,258.41	5,744.46	-
<hr/>				

378.50				
18.61				
	210.22			
		81.81		
		181.80		
	241.21			
18.61				
			2,439.80	M9
				90.80
	210.22			
		81.81		
		181.80		
	241.21			
15.35				
17.33				
		1,211.28		
		1,358.42		
		531.57		
		236.43		
		1,325.72		
		1,456.13		
		1,826.71		

		1,485.99	
	210.22	81.81	
		181.80	
	241.21		
	210.22	81.81	
		145.44	
	241.21		
394.04			
17.33	210.22	81.81	
		181.80	
	241.21		
17.33	210.22		
		81.81	
		145.44	
	241.21		
17.33	210.22		
		90.90	
		198.06	
	241.21		90.80
		1,542.79	
		1,883.31	
		1,520.68	
		1,238.76	
		272.68	
		567.82	
		1,360.31	
		1,101.43	
17.33	227.16		
		81.81	
		181.80	
	241.21		
388.85			
17.33		181.80	
	241.21		
		81.81	
	210.22		
17.33		181.80	
	241.21		
		81.81	
	210.22		
17.33		181.80	
	241.21		
		81.81	
	210.22		

				2,391.41	M11
			959.60		
			1,113.39		
			1,236.01		
			1,414.96		
			1,358.42		
			1,831.91		
			1,466.42		
			585.77		
			236.43		
			59.93		
	17.33				
			181.80		
		241.21			
			81.81		
		210.22			
388.85					
17.33					
17.33					
			145.44		
		241.21			
			81.81		
		210.22			
				90.80	
1,793.44	5,885.53	32,526.07	4,831.21	272.40	-

5,091.10	6,179.50	20,918.56	###	23,367.33	272.40	-
-----------------	-----------------	------------------	------------	------------------	---------------	---

CR	Pension	CIN	Wages	PAYE	AOE
----	---------	-----	-------	------	-----

		161,471.08
Per payroll		161,460.35
		10.73

	10,904.60	PAYE
	9,413.28	EEs
	11,324.65	ERS
	<u>31,642.53</u>	
Less Paid	<u>22,718.41</u>	
	8,924.12	
Less Emp Allowance	<u>4,000.00</u>	
	4,924.12	
CR	<u>4,767.59</u>	
Difference	<u>156.53</u>	

Woodgate Adventure Playground
Bank account - Year ended

###

Schedule	I13
Prepared by:	LT
Reviewed by	AT
Finalised by:	

Repairs

04/08/2021	4,820.22
08/19/2021	1,267.20
02/10/2022	525.00
03/21/2022	1,575.00
	<u>8,187.42</u>
	2,275.31
	<u>10,462.73</u>

Equipment

05/18/2021	249.95
09/20/2021	149.00
01/27/2022	609.00
02/03/2022	199.00
02/10/2022	226.72
03/15/2022	129.00
	41.99
	<u>1,604.66</u>

Prof Fees

Accy	1,000.00	
SJK	2,635.00	
Bank Cgs	96.00	
DBS	102.40	
M/Soft Payroll	180.00	
CF Corporate Finance - P/Copier	123.77	502.17
	<u>4,137.17</u>	

17

18
19
20
21
22
23
24
25
26
27
28
29
30

31
32
33
34
35
36
37
38
39

40
41
42
43
44
45
46




Payment Type		CIN
		Nursery

Salaries	Pension	TAX	NI
25534.56	738.52	1824.80	2719.26
63852.54	2493.14	3978.53	4622.27
89387.10	3231.66	5803.33	7341.53
13144.86			


353033.00

--	--






AOE	Training	Rates	Heating/ Lighting	Insurance	Repairs/ Renewals	Services	Refuse Collection
0.00	360.00	249.47	725.18	0.00	8145.67	4.06	303.09
0.00	60.00	257.82	1203.00	0.00	23521.71	153.91	595.90
0.00	420.00	507.29	1928.18	0.00	31667.38	157.97	898.99



Contracts	Cleaning/F A	Vols Training	Vols Expenses	Print/Stat/P ostage	Activities/Ma terials	Telephone/In ternet	Prof Fees	Subscriptions
0.00	111.37	0.00	0.00	183.15	775.95	127.53	1592.00	79.99
0.00	398.81	0.00	0.00	344.63	694.51	425.21	3438.50	389.99
0.00	510.18	0.00	0.00	527.78	1470.46	552.74	5030.50	469.98



Transport/Trip	Special Events	Equipment	Nursery	CIN	BOOST GRANT	Ward Grant	FOOD PANTRY
			part Allocate	part Allocate			
36.08	0.00	372.94	26683.38	5813.45	184.20	0.00	0.00
96.07	0.00	989.20	109438.89	21800.72	2821.00	7943.68	114.12
132.15	0.00	1362.14	136122.27	27614.17	3005.20	7943.68	114.12



GRANTS		CHECK FIGURES	
		0.00	0.00
		0.00	0.00
		0.00	0.00
1171.62	77736.27	-77736.27	
25662.58	275296.73		
26834.20	353033.00	706066.00	

Check figures for match

173561.68 89827.41

Check figures for match

101342.80 101342.80

Check figures for match

74729.84 80179.84

Check figures for match

99542.49 99542.49



**Woodgate Adventure Playground
Bank Analysis - Year ended**

###

Schedule	I13
Prepared by:	LT
Reviewed by:	AT
Finalised by:	

Repairs & Renewals

8.6.20	Sports Hall Reno	1,540.00
27.6.20	Sports Hall Reno	2,649.50
		<u>4,189.50</u>
23.6.20	Staff Toilet	3,193.00
29.6.20	Flooring	2,302.40
20.8.20	Flooring - Games Room	2,649.50
30.10.20	Flooring - Games Room	2,649.50
		<u>7,601.40</u>
10.7.20	Lowe -Heating	2,750.00
27.7.20	Murals	2,000.00
30.7.20	Decorating - Mawby	1,080.00
4.2.21	Outside Doors	973.20
10.2.21	Alarm System	4,340.22
23.3.21	Bark	2,181.60
	Small < £750	3,358.46
		<u>31,667.38</u>

Professional Fees

Leicester Cares	59.00
B. Cgs	69.00
SJK Admin	3,562.50
Celerica	1,075.00
DBS	265.00
	<u>5,030.50</u>

							CIN
	Date	Purpose	Amount	Payee	Payment Type		Playscheme
							DCS
1	01/04/2019	Cleaning Materials	5	Lidl	DC		
2	01/04/2019	Various Items	33.41	Aldi	DC		
3	01/04/2019	Cooking Ingredients	22.03	Aldi	DC		
4	01/04/2019	Phone Line	7.5	BT Group	DD		
5	01/04/2019	Mobile	16.5	M Hay	SO		
6	04/02/2019	Data	0.79	Itunes	Paypal		
7	02/04/2019	DBS-1488,1498.1510,1528	472	Leicestershire Cares			
8	03/04/2019	Pension WK 50	17.04	NEST	DD		
9	04/04/2019	Wages	218.8	S Massey	Bacs		
10	04/04/2019	Maternity Pay	145.18	S Jarvis	Bacs		
11	04/04/2019	CIN Wages	327.28	R Crane	Bacs		
12	04/04/2019	Wages	61.58	M Conway	Bacs		
13	04/04/2019	Wages	78	M Simon	Bacs		
14	04/04/2019	Wages	104.14	J Smith	Bacs		
15	04/04/2019	Wages	200.07	J Hay Mawby	Bacs		
16	04/04/2019	CIN Wages	183.42	S Slater	Bacs		
17	04/04/2019	Uniform	160.41	Workstuff	Bacs		
18	04/04/2019	Maths Garden	35	Pre-School Learn Alliance	Bacs		
19	05/04/2019	Adverts - Nursery	2	Facebook	Paypal		
20	08/04/2019	Water Rates	996.49	Water Plus	Bacs		
21	10/04/2019	Easter	17.1	Tesco	DC		
22	10/04/2019	Various Items	36	In Kind Direct	Bacs		
23	11/04/2019	Various Items	86.82	B & M	DC		
24	11/04/2019	Various Items	39.78	Aldi	DC		
25	11/04/2019	Bouncy Castle Fan	19.2	M Hay	Bacs		
26	11/04/2019	Wages	61.5	M Conway	Bacs		
27	11/04/2019	CIN Wages	325.97	R Crane	Bacs		
28	11/04/2019	Maternity Pay	145.18	S Jarvis	Bacs		
29	11/04/2019	Wages	217.74	S Massey	Bacs		
30	11/04/2019	Wages	106.73	M Simon	Bacs		
31	11/04/2019	Wages	104.14	J Smith	Bacs		

32	11/04/2019	Wages	280.27	J Hay Mawby	Bacs		
33	11/04/2019	CIN Wages	183.9	S Slater	Bacs		
34	11/04/2019	March Receipts	64.32	A Summers	Bacs		
35	12/04/2019	Grasscutter rr	26	B & Q	DC		
36	4/15/2019	Hedgecutter rr	64	B & Q	DC		
37	4/15/2019	Petrol	15.05	Rontec Hamilton	DC		
37	4/15/2019	Service Charge	5	Monthly Acc Fee	Internal		
38	4/15/2019	Telephone/Internet	50.88	Daisy	DD		
39	4/16/2019	Keys	6.5	Timpson	DC		
40	4/16/2019	Various Items	69.88	Tesco	DC		
	4/18/2019	Pension WK51/52	34.08	NEST	DD		
41	4/18/2019	Professional Fees	1011.25	SJK Admin Services	Bacs		
42	4/18/2019	Wages	151.2	M Conway	Bacs		
43	4/18/2019	Wages	258.81	S Massey	Bacs		
44	4/18/2019	CIN Wages	325.77	R Crane	Bacs		
45	4/18/2019	Maternity Pay	148.68	S Jarvis	Bacs		
46	4/18/2019	Wages	190.94	M Simon	Bacs		
47	4/18/2019	Wages	113.86	J Smith	Bacs		
48	4/18/2019	April Salary	1389.41	S Elliott	Bacs		
49	4/18/2019	April Salary	1720.32	M Hay	Bacs		
50	4/18/2019	Wages	211.6	J Hay Mawby	Bacs		
51	4/18/2019	April Salary	1474.65	A Summers	Bacs		
	4/18/2019	April Salary	1053.01	S Baza	Bacs		
52	4/18/2019	April Salary	1100.28	A Waldron	Bacs		
53	4/18/2019	April Salary	1042.59	S Bell-Young	Bacs		
54	4/18/2019	April Salary	1051.78	J Desai	Bacs		
55	4/18/2019	April Salary	1037.78	A Kucharczyk	Bacs		
56	4/18/2019	April Salary	650.94	A Graves	Bacs		
57	4/18/2019	Apprentice	422.1	M C Robinson	Bacs		
58	4/18/2019	CIN Wages	27.2	S Wright	Bacs		
59	4/18/2019	CIN Wages	158.23	E Dunmore	Bacs		
	Daily Expenditure						
				Page 2	2		
	FIRST QUARTER - Continued						

							CIN
	Date	Purpose	Amount	Payee	Payment Type		Playscheme
							DCS
60	4/18/2019	CIN Wages	183.9	S Slater	Bacs		
60	4/18/2019	Photocopier	27.96	CSL	Bacs		
61	4/18/2019	Companies House	13	M Hay	Bacs		
62	4/23/2019	Refuse Collection	308.58	Bakers Waste	Bacs		
63	4/23/2019	Various Items	29.18	Aldi	DC		
	4/24/2019	Pension WK53	17.3	NEST	DD		
64	4/25/2019	Wages	98.03	M Conway	Bacs		
65	4/25/2019	Maternity Pay	148.68	S Jarvis	Bacs		
66	4/25/2019	CIN Wages	325.77	R Crane	Bacs		
67	4/25/2019	Wages	239.45	S Massey	Bacs		
68	4/25/2019	Wages	154.3	M Simon	Bacs		
69	4/25/2019	Wages	110.55	J Smith	Bacs		
70	4/25/2019	Wages	204.2	J Hay Mawby	Bacs		
71	4/25/2019	CIN Wages	183.9	S Slater	Bacs		
72	4/26/2019		15.95	Groupon	Paypal		
73	4/29/2019	Pension April	501.67	NEST	DD		
74	4/29/2019	Slush	414.57	Polar Krush	DD		
75	4/30/2019	Mobile	16.5	M Hay	SO		
	01/05/2019	Line Rental	7.5	BT Group	DD		
76	02/05/2019	E1295 Multipack	32	Tesco	DC		
77	02/05/2019	Data	0.79	Itunes	Paypal		
78	02/05/2019	April Receipts	113.97	M Hay	Bacs		
79	02/05/2019	Wages	72.13	M Conway	Bacs		
80	02/05/2019	CIN Wages	325.77	R Crane	Bacs		
81	02/05/2019	Maternity Pay	148.68	S Jarvis	Bacs		
82	02/05/2019	Wages	234.57	S Massey	Bacs		
83	02/05/2019	Wages	128.52	M Simon	Bacs		
84	02/05/2019	Wages	112.38	J Smith	Bacs		
85	02/05/2019	Wages	157.35	J Hay Mawby	Bacs		
86	02/05/2019	CIN Wages	186.43	S Slater	Bacs		
87	07/05/2019	Various Items	83.84	Aldi	DC		

88	07/05/2019	Food	16.32	Aldi	DC		
89	08/05/2019	Pensions WK1/2	58.52	NEST	DD		
90	08/05/2019	Gas Supply	840.96	SSE Gas	DD		
91	08/05/2019	Refuse Collection-194609	6.66	Bakers Waste	Bacs		
92	08/05/2019	Various Items	120.98	In Kind Direct	Bacs		
93	08/05/2019	Training J Hay Mawby	30	HIT Training	Bacs		
94	08/05/2019	First Aid Training	150	LCC	Bacs		
95	08/05/2019	Various Items	81.39	Travis Perkins	Bacs		
96	09/05/2019	Wages	66.33	M Conway	Bacs		
97	09/05/2019	CIN Wages	325.77	R Crane	Bacs		
98	09/05/2019	Maternity Pay	148.68	S Jarvis	Bacs		
99	09/05/2019	Wages	223.17	S Massey	Bacs		
100	09/05/2019	Wages	120.26	M Simon	Bacs		
101	09/05/2019	Wages	106.06	J Smith	Bacs		
102	09/05/2019	Wages	295.98	J Hay Mawby	Bacs		
103	09/05/2019	CIN Wages	184.53	S Slater	Bacs		
104	10/05/2019	Various Items	23.05	Home Bargains	DC		
105	10/05/2019	Various Items	30	B & Q	DC		
106	10/05/2019	Balloons	2	Spar	DC		
107	10/05/2019	Buckets	19.95	Lidl	DC		
108	10/05/2019		9	Groupon	Paypal		
109	5/13/2019	Telephone/Internet	48.44	Daisy	DD		
110	5/14/2019	Training	25				
111	5/14/2019	Food	52.12	Aldi	DC		
112	5/15/2019	Petrol	20	Asda	DC		
113	5/15/2019	Bank Charges	5	Account Fee	Internal		
114	5/16/2019	May Receipts	163.94	M Hay	Bacs		
115	5/16/2019	CIN Wages	184.53	S Slater	Bacs		
116	5/16/2019	Wages	180.38	J Hay Mawby	Bacs		
117	5/16/2019	Wages	106.06	J Smith	Bacs		
118	5/16/2019	Wages	120.26	M Simon	Bacs		
119	5/16/2019	Wages	223.17	S Massey	Bacs		
120	5/16/2019	Maternity Pay	148.68	S Jarvis	Bacs		
121	5/16/2019	CIN Wages	325.97	R Crane	Bacs		
122	5/16/2019	Wages	66.33	M Conway	Bacs		
123	5/16/2019		19.75	Mobile	Bacs		

124	5/17/2019	Apprentice	468.33	M C Robinson	Bacs		
125	5/17/2019	Mays Salary	651.18	A Graves	Bacs		
126	5/17/2019	Mays Salary	1042.71	A Kucharczyk	Bacs		
127	5/17/2019	Mays Salary	1091.07	J Desai	Bacs		
128	5/17/2019	Mays Salary	1091.53	S Bell-Young	Bacs		
129	5/17/2019	CIN Wages	90.03	E Dunmore	Bacs		
130	5/17/2019	Mays Salary	1143.84	A Waldron	Bacs		
131	5/17/2019	Mays Salary	1093.31	S Baza	Bacs		
132	5/17/2019	Mays Salary	1573.75	A Summers	Bacs		
133	5/17/2019	Mays Salary	2188.25	M Hay	Bacs		
134	5/17/2019	Mays Salary	1776.4	S Elliott	Bacs		
135	5/17/2019	Professional Fees	1000	SJK Admin Services	Bacs		
136	5/20/2019	Various Items	25.37	Aldi	DC		
137	5/20/2019	Slush	5.38	Polar Krush	Bacs		
138	5/23/2019	Wages	66.33	M Conway	Bacs		
139	5/23/2019	CIN Wages	325.77	R Crane	Bacs		
140	5/23/2019	Maternity Pay	148.68	S Jarvis	Bacs		
141	5/23/2019	Wages	222.97	S Massey	Bacs		
142	5/23/2019	Wages	120.26	M Simon	Bacs		
143	5/23/2019	Wages	106.06	J Smith	Bacs		
144	5/23/2019	Wages	254.79	J Hay Mawby	Bacs		
126	5/23/2019	CIN Wages	184.53	S Slater	Bacs		
127	5/23/2019	Receipts	77	M Hay	Bacs		
128	5/24/2019	Pensions WK3/4	56.99	NEST	DD		
129	5/24/2019	Electric Supply	782.79	BG	DD		
130	5/28/2019	Various Items	866.54	ESPO	Bacs		
131	5/29/2019	Pensions May/WK5	514.49	NEST	DD		
132	5/30/2019	Workshop	50	Cash (Maxine)	DC		
133	5/30/2019	Wages	218	J Hay Mawby	Bacs		
134	5/30/2019	CIN Wages	184.53	S Slater	Bacs		
135	5/30/2019	Wages	124.53	J Smith	Bacs		
136	5/30/2019	Wages	164.52	M Simon	Bacs		
137	5/30/2019	Wages	243.54	S Massey	Bacs		
138	5/30/2019	Maternity Pay	148.68	S Jarvis	Bacs		
139	5/30/2019	CIN Wages	325.77	R Crane	Bacs		
140	5/30/2019	Wages	103.27	M Conway	Bacs		

141	5/30/2019	Vols Trophy	22.5	M Conway	Bacs		
142	5/30/2019	Receipts	30.63	S Massey	Bacs		
143	5/30/2019	Emergency Lighting	111.24	Chubb	Bacs		
144	5/30/2019	Fire Alarm	169.33	Chubb	Bacs		
145	5/30/2019	Subscription	114	Ofsted	Bacs		
146	5/30/2019	Photocopier	29.99	CSL	Bacs		
147	5/30/2019	GAS LEAK	704.2	William Freer	Bacs		
148	5/30/2019	Tax Period 12	2260.79	HMRC cred	Bacs		
149	5/30/2019	Tax Period 1	1344.08	HMRC	Bacs		
150	5/30/2019	Mobile	16.5	M Hay	Bacs		
151	5/31/2019	Car Parking	3.5	Highcross	DC		
152	5/31/2019	Passport Mac	41.79	Currys	DC		
153	5/31/2019	Shake n Vac	4	B & M	DC		
154	5/31/2019	Food	5.96	Aldi	DC		
155	5/31/2019	Mobile	21.54	EE Ltd	DC		
156	5/31/2019	Data	0.79	Itunes	Paypal		
157	5/31/2019	Line Rental	7.5	BT Group	DD		
158	03/06/2019	Keyboard	9.49	Currys Superstore	DC		
159	03/06/2019	Paint	11.98	B & Q	DC		
160	03/06/2019	Photocopier	148.49	CF Corporate Finance	DD		
161	06/06/2019	Petrol	20.05	Groby Rd Serv Station	DC		
162	06/06/2019	Various Items	26.56	S Elliott	Bacs		
163	06/06/2019	Wages	66.33	M Conway	Bacs		
164	06/06/2019	CIN Wages	325.77	R Crane	Bacs		
165	06/06/2019	Maternity Pay	148.68	S Jarvis	Bacs		
166	06/06/2019	Wages	233.87	S Massey	Bacs		
167	06/06/2019	Wages	120.46	M Simon	Bacs		
168	06/06/2019	Wages	106.06	J Smith	Bacs		
169	06/06/2019	Wages	250.52	J Hay Mawby	Bacs		
170	06/06/2019	CIN Wages	184.53	S Slater	Bacs		
171	06/06/2019	Zip Wire	11238	Premier Play Solutions	Bacs		
172	06/06/2019	Training Ann Marie FA	60	Mr J J Barrell	Bacs		
173	07/06/2019	Pension WK6	31.27	NEST	DD		
174	10/06/2019	Food	19.02	Aldi	DC		
175	10/06/2019	Food	11.41	Aldi	DC		
176	12/06/2019	Diesel	5	Tesco	DC		

177	12/06/2019	Various Items	21.56	The Range	DC		
178	12/06/2019	Pension WK7	31.27	NEST	DD		
179	6/13/2019	Wages	66.33	M Conway	Bacs		
180	6/13/2019	CIN Wages	325.77	R Crane	Bacs		
181	6/13/2019	Maternity Pay	148.68	S Jarvis	Bacs		
182	6/13/2019	Wages	223.17	S Massey	Bacs		
183	6/13/2019	Wages	120.26	M Simon	Bacs		
184	6/13/2019	Wages	106.06	J Smith	Bacs		
185	6/13/2019	Wages	213.61	J Hay Mawby	Bacs		
186	6/13/2019	CIN Wages	188.49	S Slater	Bacs		
187	6/13/2019	Photocopier	25.72	CSL	Bacs		
188	6/13/2019	Rubbish Removal	150	The Junk People	Bacs		
189	6/13/2019	Batteries	7.98	S Massey	Bacs		
190	6/13/2019	Training J Hay Mawby	60	HIT Training	Bacs		
191	6/17/2019	Bank Charges	5	Monthly Fee	Internal		
192	6/17/2019	Telephone/Internet	49.24	Diasy	DD		
193	6/18/2019	Accounts/HR	1090	SJK Admin Services	Bacs		
194	6/18/2019	June Salary	1776.08	M Hay	Bacs		
	6/18/2019	June Salary	1443.97	S Elliott	Bacs		
	6/18/2019	June Salary	1218.01	S Baza	Bacs		
	6/18/2019	June Salary	1194.09	A Waldron	Bacs		
	6/18/2019	CIN Wages	110.9	E Dunmore	Bacs		
	6/18/2019	June Salary	1042.91	A Kucharczyk	Bacs		
	6/18/2019	June Salary	1075.49	A Graves	Bacs		
	6/18/2019	Apprentice	402.03	M C Robinson	Bacs		
	6/18/2019	June Salary	1033.2	J Desai	Bacs		
	6/18/2019	June Salary	1153.26	A Summers	Bacs		
	6/18/2019	June Salary	995.26	S Bell-Young	Bacs		
	6/18/2019	Water Rates	485.59	Water Plus	DD		
	6/19/2019	Pension WK8	29.83	NEST	DD		
	6/20/2019	Salary Owed	382.12	A Summers	Bacs		
	6/20/2019	Various Items	78.88	ESPO	Bacs		
	6/20/2019	Training	180	LCC	Bacs		
	6/20/2019	Office Supplies	310.69	Eureka	Bacs		
	6/20/2019	Maternity Pay	148.68	S Jarvis	Bacs		
	6/20/2019	CIN Wages	188.49	S Slater	Bacs		

	6/20/2019	Salary Owed	97.67	M Hay	Bacs		
	6/20/2019	Wages	66.33	M Conway	Bacs		
	6/20/2019	CIN Wages	325.77	R Crane	Bacs		
	6/20/2019	Wages	222.97	S Massey	Bacs		
	6/20/2019	Wages	120.26	M Simon	Bacs		
	6/20/2019	Wages	106.06	J Smith	Bacs		
	6/20/2019	Wages	292.38	J Hay Mawby	Bacs		
	6/20/2019	Various Items	54.36	In Kind Direct	Bacs		
	6/21/2019	Various Items	52.18	Aldi	DC		
195	6/21/2019	Cleaning Materials	56.14	Nisbets PLC	DC		
196	6/21/2019	Salary Owed	24.11	S Bell-Young	Bacs		
	6/21/2019	Training S Slater	39	SJK Admin Services	Bacs		
0	6/21/2019	Petrol	20.01	Rontec Hamilton	DC		
	6/25/2019	Hoppers & Foam Balls	18	Tesco	DC		
	6/27/2019	Workshop	100	Lion Learners	Bacs		
	6/27/2019	CIN Wages	188.49	S Slater	Bacs		
	6/27/2019	Wages	105.86	J Smith	Bacs		
	6/27/2019	Wages	120.26	M Simon	Bacs		
197	6/27/2019	Wages	223.17	S Massey	Bacs		
198	6/27/2019	Maternity Pay	148.68	S Jarvis	Bacs		
199	6/27/2019	CIN Wages	325.97	R Crane	Bacs		
200	6/27/2019	Wages	63.93	M Conway	Bacs		
201	6/27/2019	Wages	250.64	J Hay Mawby	Bacs		
202	6/27/2019	Light Bulbs	6.52	S Massey	Bacs		
203	6/28/2019	Nursery Wages	61.5	N Cookson	Bacs		
204	6/28/2019	Twinlakes Coach	290	Palmers	Bacs		
				Sub-totals			
			83633.64	First Quarters Totals			
	Daily Expenditure						
				Page 3	3		
	SECOND QUARTER						
							CIN

	Date	Purpose	Amount	Payee	Type		Playscheme
							Add needs
205	01/07/2019	Mobile	18	EE Ltd	DC		
206	01/07/2019	Line Rental	7.5	BT Group PLC	DD		
207	01/07/2019	Mobile	16.5	M Hay	Bacs		
	02/07/2019	Food	14.68	Aldi	DC		
	02/07/2019	Petrol	20.06	BP Groby Serv Station	DC		
	02/07/2019	Pension June&WK9	547.06	NEST	DD		
	02/07/2019	Twinlakes Coach	190	Raicha's Travel	Bacs		
	03/07/2019	Data	0.79	Itunes	Paypal		
	03/07/2019	Advances SafeGuarding	327.6	High Speed Training	DC		
	03/07/2019	Designate SG Officer	144	High Speed Training	DC		
	03/07/2019	Pension WK10	27.61	NEST	DD		
	04/07/2019	CIN Wages	325.77	R Crane	Bacs		
	04/07/2019	Wages	75.51	M Conway	Bacs		
	04/07/2019	Maternity Pay	148.68	S Jarvis	Bacs		
	04/07/2019	Wages	228.41	S Massey	Bacs		
208	04/07/2019	Wages	295.59	J Hay Mawby	Bacs		
209	04/07/2019	Wages	112.85	J Smith	Bacs		
210	04/07/2019	Wages	126.85	M Simon	Bacs		
211	04/07/2019	CIN Wages	195.88	S Slater	CIN		
212	04/07/2019	Training	34.8	HIT Training	Bacs		
213	04/07/2019	Refuse Collection	305.98	Bakers Waste	Bacs		
214	04/07/2019	Drain Work- Grant	1296	Drainclear	Bacs		
215	05/07/2019	Tax Period 4 may june	3293.07	HMRC	Bacs		
216	08/07/2019	Trip	554	Twinlakes	DC		
217	08/07/2019	GC Issue	80	T K Maxx	DC		
218	09/07/2019	Various Items	13.98	B & Q	DC		
219	09/07/2019	Food	16.61	Aldi	DC		
220	09/07/2019	Sand	194.4	M Hay	Bacs		
221	11/07/2019	Various Items	130.95	Tesco	DC		
	11/07/2019	Paint	111.79	Johnstones Decorating	DC		
222	11/07/2019	Mat Pack	107.94	Early Years Resources	DC		
223	11/07/2019	Various Items	52.3	Wilko	DC		
224	11/07/2019	CIN Wages	188.49	S Slater	Bacs		
225	11/07/2019	Tax Period 3 paid 3353.46	1527.28	HMRC	Bacs		

226	11/07/2019	Tax Period 2	1826.18	HMRC	Bacs		
227	11/07/2019	Wages	267.31	J Hay Mawby	Bacs		
228	11/07/2019	Wages	106.06	J Smith	Bacs		
229	11/07/2019	Wages	119.86	M Simon	Bacs		
230	11/07/2019	Wages	223.17	S Massey	Bacs		
231	11/07/2019	Wages	148.68	S Jarvis	Bacs		
232	11/07/2019	CIN Wages	325.77	R Crane	Bacs		
233	11/07/2019	Wages	62.93	M Conway	Bacs		
234	11/07/2019	Chalks	10.05	S Massey	Bacs		
235	11/07/2019	Refuse Collection	27.63	Bakers Waste	Bacs		
236	11/07/2019	Various Items	519.84	ESPO	Bacs		
	11/07/2019	Training A Graves	60	LCC	Bacs		
237	11/07/2019	Workshop	478.8	Primary Workshop School	Bacs		
238	11/07/2019	Workshop	382.8	Primary Workshop School	Bacs		
239	7/15/2019	Bank Charges	5	Account Fee	Internal		
240	7/15/2019	Telephone/Internet	53.77	Daisy	DD		
241	7/15/2019	Cleaning	5.9	Wilko	DC		
242	7/16/2019	Activities	25.5	Asda	DC		
	7/16/2019	Pension WK11	27.61	NEST	DD		
243	7/16/2019	Crash Mats	287.92	S Kemble	Bacs		
244	7/16/2019	Photocopier	70.4	CSL	Bacs		
245	7/16/2019	Heating Issues	124.5	William Freer Ltd	Bacs		
246	7/16/2019	Materials SPS	42.45	S Massey	Bacs		
247	7/16/2019	Gym Bags	67.2	ESPO	Bacs		
248	7/16/2019	Training JHM & Chloe	38	HIT Training	Bacs		
249	7/17/2019	Petrol	20.01	Asda	DC		
250	7/17/2019	Acctivities	3.18	Aldi	DC		
251	7/17/2019	Pension WK12	27.61	NEST	DD		
252	7/18/2019	Tall Freezer	199	Currys Superstore	DC		
253	7/18/2019	Building Repairs	44.26	B & Q	DC		
254	7/18/2019	Various Items	28.22	Home Bargains	DC		
255	7/18/2019	July Salary	1444.17	S Elliott	Bacs		
223	7/18/2019	July Salary	1776.08	M Hay	Bacs		
224	7/18/2019	July Salary	1557.14	A Summers	Bacs		
225	7/18/2019	July Salary	1042.71	A Kucharczyk	Bacs		
226	7/18/2019	July Salary	1070.53	S Bell-Young	Bacs		

227	7/18/2019	July Salary	750.36	A Graves	Bacs		
228	7/18/2019	July Salary	1041.16	J Desai	Bacs		
229	7/18/2019	July Salary	1181.51	A Waldron	Bacs		
230	7/18/2019	July Salary	1203.97	S Baza	Bacs		
231	7/18/2019	Accounts/HR	1065	SJK Admin Services	Bacs		
232	7/18/2019	Apprentice	334.23	M C Robinson	Bacs		
233	7/18/2019	DBS Update R Crane	13	SJK Admin Services	Bacs		
234	7/18/2019	CIN Wages	43.2	Jordan Parker	Bacs		
235	7/18/2019	CIN Wages	43.2	A Canfield	Bacs		
236	7/18/2019	Summer Wages	150.21	M Conway	Bacs		
237	7/18/2019	DCS Wages	21.6	E Dunmore	Bacs		
238	7/18/2019	Summer Wages	119.93	N Cookson	Bacs		
239	7/18/2019	CIN Wages	188.49	S Slater	Bacs		
240	7/18/2019	Summer Wages	328.3	J Hay Mawby	Bacs		
241	7/18/2019	Summer Wages	79.1	J Smith	Bacs		
242	7/18/2019	Summer Wages	117.46	M Simon	Bacs		
243	7/18/2019	Summer Wages	274.63	S Massey	Bacs		
244	7/18/2019	Maternity Pay	174.52	S Jarvis	Bacs		
245	7/18/2019	CIN Wages	325.77	R Crane	Bacs		

Page 4

4

SECOND QUARTER - Continued

							CIN
	Date	Purpose	Amount	Payee	Type		Playscheme
							Add needs
246	7/18/2019	Wages Owed	18.98	J Hay Mawby	Bacs		
247	7/19/2019	DIY	19.01	B & Q	DC		
248	7/22/2019	Slush	419.95	Polar Krush	DD		
249	7/23/2019	Halloween	34	R Crane	Bacs		
250	7/23/2019	Training JHM & Chloe	36.4	HIT Training	Bacs		
251	7/24/2019	Pension WK13	28.19	NEST	DD		
252	7/25/2019	Summer Wages	150.18	M Conway	Bacs		
253	7/25/2019	CIN Wages	325.77	R Crane	Bacs		
254	7/25/2019	Maternity Pay	148.68	S Jarvis	Bacs		

255	7/25/2019	Summer Wages	288.91	S Massey	Bacs		
256	7/25/2019	Summer Wages	200.78	M Simon	Bacs		
257	7/25/2019	Summer Wages	72.51	J Smith	Bacs		
258	7/25/2019	Summer Wages	151.37	J Hay Mawby	Bacs		
259	7/25/2019	CIN Wages	232.79	S Slater	Bacs		
260	7/25/2019	Summer Wages	92.25	N Cookson	Bacs		
261	7/25/2019	CIN Wages	50.4	J Parker	Bacs		
262	7/25/2019	CIN Wages	72	A Canfield	Bacs		
263	7/25/2019	DCS Wages	50.4	S J Wyatt	Bacs		
264	7/25/2019	DCS Wages	7.2	T Newton	Bacs		
265	7/25/2019	DCS Wages	28.8	A Smith	Bacs		
266	7/29/2019	Pension JULY	495.48	NEST	DD		
170	7/30/2019	Line Rental	7.5	BT	DD		
171	7/30/2019	Mobile	16.5	M Hay	SO		
172	7/31/2019	Pension WK14	27.61	NEST	DD		
173	01/08/2019	Mobile	18.65	EE	DD		
174	01/08/2019	Petrol	20	St Martins Serv Stn	DC		
175	01/08/2019	Data	0.79	Itune	Paypal		
176	01/08/2019	CIN Wages	43.2	S J Wyatt	Bacs		
177	01/08/2019	DCS Wages	21.6	J Parker	Bacs		
178	01/08/2019	Summer Wages	101.48	N Cookson	Bacs		
179	01/08/2019	CIN Wages	188.49	S Slater	Bacs		
180	01/08/2019	Summer Wages	232.96	J Hay Mawby	Bacs		
181	01/08/2019	Summer Wages	79.3	J Smith	Bacs		
182	01/08/2019	Summer Wages	188.9	M Simon	Bacs		
	01/08/2019	Summer Wages	288.91	S Massey	Bacs		
	01/08/2019	Maternity Pay	148.68	S Jarvis	Bacs		
	01/08/2019	CIN Wages	325.77	R Crane	Bacs		
	01/08/2019	Summer Wages	149.98	M Conway	Bacs		
	01/08/2019	Ice Packs	16.75	S Massey	Bacs		
	01/08/2019	Training	144	M Hay	Bacs		
183	02/08/2019	Dance Workshop	30	I Quinn	Bacs		
184	08/08/2019	Cistern Lever	6.38	S Massey	Bacs		
185	08/08/2019	Refuse Collection	15.54	Bakers Waste	Bacs		
186	08/08/2019	Wages	86.4	Tracey Newton	Bacs		
187	08/08/2019	Summer Wages	149.98	M Conway	Bacs		

188	08/08/2019	CIN Wages	325.97	R Crane	Bacs		
189	08/08/2019	Wages	287.54	S Massey	Bacs		
190	08/08/2019	Summer Wages	79.1	J Smith	Bacs		
191	08/08/2019	Summer Wages	207.81	J Hay Mawby	Bacs		
192	08/08/2019	Maternity Pay	148.68	S Jarvis	Bacs		
193	08/08/2019	Wages	21.6	S Wyatt	Bacs		
194	08/08/2019	Wages	43.2	A Canfield	Bacs		
195	08/08/2019	Summer Wages	101.48	N Cookson	Bacs		
196	08/08/2019	Summer Wages	153.81	M Simon	Bacs		
197	08/08/2019	CIN Wages	218.03	S Slater	Bacs		
199	8/13/2019	Pension WK15	33.24	NEST	DD		
200	8/14/2019	Pension WK16	34.8	NEST	DD		
201	8/15/2019	Bank Charges	5	Account Fee	Internal		
202	8/15/2019	Telephone/Internet	48.66	Daisy	DD		
203	8/15/2019	Summer Wages	149.98	M Conway	Bacs		
204	8/15/2019	CIN Wages	325.77	R Crane	Bacs		
205	8/15/2019	Maternity Pay	148.68	S Jarvis	Bacs		
206	8/15/2019	Wages	287.54	S Massey	Bacs		
0	8/15/2019	Summer Wages	165.97	M Simon	Bacs		
208	8/15/2019	Summer Wages	79.3	J Smith	Bacs		
209	8/15/2019	Summer Wages	233.63	J Hay Mawby	Bacs		
210	8/15/2019	CIN Wages	188.49	S Slater	Bacs		
211	8/15/2019	CIN Wages	21.6	S Wright	Bacs		
212	8/15/2019	Summer Wages	110.7	N Cookson	Bacs		
213	8/15/2019	Wages	43.2	A Canfield	Bacs		
214	8/15/2019	DCS Wages	21.6	S Wyatt	Bacs		
215	8/15/2019	CIN Wages	21.6	T Newton	Bacs		
216	8/15/2019	Dance Workshop	40	I Quinn	Bacs		
217	8/19/2019	August Salary	1443.97	S Elliott	Bacs		
218	8/19/2019	August Salary	1775.88	M Hay	Bacs		
219	8/19/2019	August Salary	1557.14	A Summers	Bacs		
220	8/19/2019	August Salary	1086.62	S Baza	Bacs		
221	8/19/2019	August Salary	1136.39	A Waldron	Bacs		
222	8/19/2019	August Salary	1073.05	S Bell-Young	Bacs		
223	8/19/2019	August Salary	1073.45	J Desai	Bacs		
224	8/19/2019	August Salary	1042.71	A Kucharczyk	Bacs		

225	8/19/2019	August Salary	817.18	A Graves	Bacs		
226	8/19/2019	Accounts/HR	1015	SJK Admin Services	Bacs		
227	8/22/2019	Various Items IKD	75.18	M Hay	Bacs		
228	8/22/2019	Summer Wages	83.1	M Conway	Bacs		
229	8/22/2019	CIN Wages	325.77	R Crane	Bacs		
230	8/22/2019	Holiday Pay	134.24	S Jarvis	Bacs		
231	8/22/2019	Wages	239.11	S Massey	Bacs		
232	8/22/2019	Summer Wages	160.38	M Simon	Bacs		
233	8/22/2019	Summer Wages	79.1	J Smith	Bacs		
234	8/22/2019	Summer Wages	253.48	J Hay Mawby	Bacs		
235	8/22/2019	CIN Wages	203.26	S Slater	Bacs		
236	8/22/2019	DCS Wages	30.36	S Wright	Bacs		
237	8/22/2019	Summer Wages	168.76	N Cookson	Bacs		
238	8/22/2019	Wages	64.8	A Canfield	Bacs		
239	8/23/2019	Workshops	180	M Hay	DC		
240	8/23/2019	Trip Tickets	222.5	Drayton Manor Theme PK	DC		
241	8/28/2019	Petrol	20.1	Groby Service Stn	DC		
242	8/30/2019	Mobile	18	EE Ltd	DD		
243	8/30/2019	Wages	66.33	M Conway	Bacs		
244	8/30/2019	CIN Wages	325.77	R Crane	Bacs		
245	8/30/2019	Holiday Pay	134.24	S Jarvis	Bacs		
246	8/30/2019	Wages	223.17	S Massey	Bacs		
247	8/30/2019	Wages	120.26	M Simon	Bacs		
248	8/30/2019	Wages	106.06	J Smith	Bacs		
249	8/30/2019	Wages	168.82	J Hay Mawby	Bacs		
250	8/30/2019	CIN Wages	188.49	S Slater	Bacs		
251	8/30/2019	Mobile	16.5	M Hay	SO		
252	02/09/2019	Data	0.79	Itunes	Paypal		
253	02/09/2019	Photocopier	196.49	Corporate Finance	DD		
254	02/09/2019	Phone Line	7.5	BT Retail	DD		
255	03/09/2019	Gas Supply	201.3	SSE Gas	DD		
256	04/09/2019	HR Consultant	800	ELAS	Bacs		
257	05/09/2019	Amazon Prime	79	Amazon	DC		
258	05/09/2019	Laptop Back up	70	Argos	DC		
259	05/09/2019	Pension Aug/WK17/18/19	610.12	NEST	DD		
260	05/09/2019	Wages	66.33	M Conway	Bacs		

261	05/09/2019	CIN Wages	325.77	R Crane	Bacs		
262	05/09/2019	Holiday Pay	134.24	S Jarvis	Bacs		
263	05/09/2019	Wages	222.97	S Massey	Bacs		
264	05/09/2019	Wages	120.26	S Marcus	Bacs		
265	05/09/2019	Wages	106.06	J Smith	Bacs		
266	05/09/2019	Wages	169.02	J Hay Mawby	Bacs		
267	05/09/2019	CIN Wages	188.49	S Slater	Bacs		
268	06/09/2019		15.65	Aldi	DC		
269	09/09/2019		48.48	Twinkle	DC		
270	10/09/2019	Stamps	15.72	Post Office Counters	DC		
271	11/09/2019	Pension 20	29.36	NEST	DD		
272	12/09/2019	Keys	22	Loomis	DC		
273	12/09/2019	Cleaning Materials	15.83	Home Bargains	DC		
274	12/09/2019	Battery	2.99	Currys	DC		
275	12/09/2019	Laminator	46.99	Currys	DC		
276	12/09/2019	Filter Replacement	149.4	William Freer	Bacs		
277	12/09/2019	Photocopier	41.43	CSL	Bacs		
	12/09/2019	Wages	83.1	M Conway	Bacs		
	12/09/2019	CIN Wages	325.77	R Crane	Bacs		
	12/09/2019	Wages	134.24	S Jarvis	Bacs		
	12/09/2019	Wages	223.17	S Massey	Bacs		
	12/09/2019	Wages	126.85	M Simon	Bacs		
	12/09/2019	Wages	94.06	J Smith	Bacs		
	12/09/2019	Wages	156.73	N Cookson	Bacs		
	12/09/2019	CIN Wages	188.49	S Slater	Bacs		
	12/09/2019	Wages	204.17	J Hay Mawby	Bacs		
	12/09/2019	Ink Cartridges	130.67	Eureka	Bacs		
	12/09/2019	Tax Period 5	3188.42	HMRC	Bacs		
278	9/16/2019	Various Items	27.29	Tesco	DC		
279	9/16/2019	Bank Charges	5	Account Fee	Internal		
280	9/16/2019	Slush	479.64	Polar Krush	DD		
281	9/17/2019	Telephone/Internet	48.18	Daisy	DD		
282	9/18/2019	Petrol	15.07	Rontec Hamilton	DC		
283	9/18/2019	Pension WK21	27.61	NEST	DD		
284	9/18/2019	September Salary	1444.17	S Elliott	Bacs		
285	9/18/2019	September Salary	1776.08	M Hay	Bacs		

286	9/18/2019	Accounts/HR	1299	SJK Admin Services	Bacs		
287	9/18/2019	September Salary	832.79	A Graves	Bacs		
288	9/18/2019	September Salary	948.11	L Cartwright	Bacs		
289	9/18/2019	September Salary	1053.24	A Kucharczyk	Bacs		
290	9/18/2019	September Salary	1073.25	J Desai	Bacs		
291	9/18/2019	September Salary	1073.05	S Bell-Young	Bacs		
292	9/18/2019	September Salary	1276.09	A Waldron	Bacs		
293	9/18/2019	September Salary	1223.27	S Baza	Bacs		
294	9/18/2019	September Salary	1573.62	A Summers	Bacs		
295	9/19/2019	Panto Tickets	780.5	Demontfort Hall	DC		
296	9/19/2019	Wages	66.33	M Conway	Bacs		
297	9/19/2019	CIN Wages	325.97	R Crane	Bacs		
298	9/19/2019	Wages	134.24	S Jarvis	Bacs		
299	9/19/2019	Wages	223.17	S Massey	Bacs		
300	9/19/2019	Wages	120.46	M Simon	Bacs		
301	9/19/2019	Wages	94.06	J Smith	Bacs		
302	9/19/2019	Wages	335.48	J Hay Mawby	Bacs		
303	9/19/2019	CIN Wages	188.49	S Slater	Bacs		
304	9/19/2019	Wages	61.5	N Cookson	Bacs		
305	9/20/2019	Training - Catering	24	High Speed Training	DC		
306	9/20/2019	Various Items	19.56	Aldi	DC		
307	9/23/2019	Subscription	35	Ofsted	DC		
308	9/25/2019	Mobile	10	Tesco	DC		
309	9/25/2019	Pension	34.8	NEST	DD		
310	9/25/2019	Electric Supply	820.48	British Gas	DD		
311	9/26/2019	Petrol	20.02	Tesco	DC		
312	9/26/2019	Clothing	139.34	It's Personal	Bacs		
313	9/26/2019	Accountant	1440	Celerica	Bacs		
314	9/26/2019	Heating Main Building	224.1	William Freer	Bacs		
315	9/26/2019	Moneysoft Payroll	172.8	SJK Admin Services	Bacs		
316	9/26/2019	Wages	66.53	M Conway	Bacs		
317	9/26/2019	CIN Wages	325.77	R Crane	Bacs		
318	9/26/2019	Wages	134.24	S Jarvis	Bacs		
319	9/26/2019	Wages	222.97	S Massey	Bacs		
320	9/26/2019	Wages	120.26	M Simon	Bacs		
321	9/26/2019	Wages	94.06	J Smith	Bacs		

322	9/26/2019	Wages	268.18	J Hay Mawby	Bacs		
323	9/26/2019	CIN Wages	208.29	S Slater	Bacs		
324	9/26/2019	Wages	61.5	N Cookson	Bacs		
325	9/27/2019	Bandage	3.2	Advantage	Paypal		
326	9/27/2019	Dressings	4.39	BSTherapy	Paypal		
327	9/27/2019	Plasters	4.5	Genius Trade	Paypal		
328	9/27/2019	Dressings	1.99	Mbagoodzl Ltd	Paypal		
329	9/27/2019	Bandage and Dressings	16.89	Whitehangel	Paypal		
330	9/27/2019	FA Scissors	1.89	YNInstrume	Paypal		
331	9/27/2019	Wipes	6.99	LM Toys Ltd	Paypal		
332	9/27/2019	Duct Tape	1.49	Home Bargains	DC		
333	9/27/2019	Various Items	26.55	The Range	DC		
334	9/27/2019	Food	10.03	Aldi	DC		
335	9/30/2019	Line Rental	7.5	BT Retail	DD		
336	9/30/2019	Mobile	16.5	M Hay	SO		
337							
338							
339							
340							
341							
342							
343							
344							
345							
346							
347							
348							
349							
350							
351							
352							
353							
354							
				Sub-totals			
			84707.72	First Quart. Totals			
			TOTAL EXPENDITURE TODATE				

	Daily Expenditure		0				
				Page 5	5		
	THIRD QUARTER						
							CIN
	Date	Purpose	Amount	Payee	Type		Playscheme
							Add needs
355	01/10/2019	Pension September	438.93	NEST	DD		
356	02/10/2019	Halloween	160	Cash	DC		
357	02/10/2019	Mobile	18	EE Limited	DD		
358	02/10/2019	Amys Leaving Present	59.93	T K Maxx	DC		
359	02/10/2019	Pension WK 23	27.61	NEST	DD		
360	03/10/2019	Data	0.79	Itunes	DD		
361	03/10/2019	Prevent/FGM Training	100	J J Barrell	Bacs		
362	03/10/2019	Refuse Collection/217759	305.98	Bakers Waste	Bacs		
363	03/10/2019	Refuse Collection/213825	21.76	Bakers Waste	Bacs		
364	03/10/2019	Magican Halloween	150	A T Chappell	Bacs		
365	03/10/2019	ICO Renewal	40	SJK Admin Services	Bacs		
294	03/10/2019	Gazebos Halloween	83.96	M Hay	Bacs		
295	03/10/2019	Wages	55.35	N Cookson	Bacs		
296	03/10/2019	CIN Wages	188.49	S Slater	Bacs		
297	03/10/2019	Wages	216.99	J Hay Mawby	Bacs		
298	03/10/2019	Wages	94.06	J Smith	Bacs		
299	03/10/2019	Wages	223.17	S Massey	Bacs		
300	03/10/2019	Wages	134.24	S Jarvis	Bacs		
301	03/10/2019	CIN Wages	325.77	R Crane	Bacs		
302	03/10/2019	Wages	66.33	M Conway	Bacs		
303	03/10/2019	Wages	133.64	M Simon	Bacs		
304	03/10/2019	Cooking Activity	20	S Elliott	Bacs		
305	04/10/2019	Training	25	LCC	DC		
	07/10/2019	AGM	38.63	Aldi	DC		
306	07/10/2019	DSO Training	350	J J Barrell	Bacs		
307	07/10/2019	Prevent/FGM Training	350	J J Barrell	Bacs		

308	09/10/2019	Pension WK24	34.8	NEST	DD		
309	10/10/2019	Cables Halloween	28.41	B & Q	DC		
310	10/10/2019	Tarpauline Halloween	69.9	M Hay	Bacs		
311	10/10/2019	Training - JHM	23.6	HIT Training	Bacs		
312	10/10/2019	Refuse Collection/219153	19.98	Bakers Waste	Bacs		
313	10/10/2019	Refuse Collection/217759	305.98	Bakers Waste	Bacs		
314	10/10/2019	Various Items	131.88	ESPO	Bacs		
315	10/10/2019	Wages	66.33	M Conway	Bacs		
316	10/10/2019	CIN Wages	325.77	R Crane	Bacs		
317	10/10/2019	Wages	134.24	S Jarvis	Bacs		
318	10/10/2019	Wages	223.17	S Massey	Bacs		
319	10/10/2019	Wages	120.26	M Simon	Bacs		
320	10/10/2019	Wages	94.06	J Smith	Bacs		
321	10/10/2019	Wages	196.45	J Hay Mawby	Bacs		
322	10/10/2019	CIN Wages	188.49	S Slater	Bacs		
323	10/10/2019	Wages	43.05	N Cookson	Bacs		
324	10/10/2019	Tax Period 6	3,402.00	HMRC	Bacs		
325	11/10/2019	Various Items	31.06	Lidl	DC		
326	10/14/2019	Petrol	20.17	Groby BP Station	DC		
327	10/14/2019	Pizza	14.88	Aldi	DC		
328	10/14/2019	Telephone/Internet	48.5	Daisy	DD		
329	10/15/2019	Spiders Halloween	10	Poundland	DC		
330	10/15/2019	Spiders Halloween	14	Poundland	DC		
331	10/15/2019	Bank Charges	5	Monthly Fee	Internal		
332	10/16/2019	Batteries Halloween	55.95	Lidl	DC		
333	10/17/2019	Halloween	40	Cash	DC		
334	10/17/2019	Wire Halloween	9.98	B & M	DC		
335	10/17/2019	Lights Halloween	81.92	The Range	DC		
336	10/17/2019	Batteries Halloween	17.43	Aldi	DC		
337	10/17/2019	Cups and Teaspoons	18	Morrisons	DC		
338	10/17/2019	Wages	89.69	M Conway	Bacs		
339	10/17/2019	CIN Wages	325.77	R Crane	Bacs		
339	10/17/2019	Wages	222.97	S Massey	Bacs		
340	10/17/2019	Wages	171.75	M Simon	Bacs		
341	10/17/2019	Wages	110.84	J Smith	Bacs		
342	10/17/2019	Wages	253.48	J Hay Mawby	Bacs		

343	10/17/2019	CIN Wages	188.49	S Slater	Bacs		
344	10/17/2019	DCS Wages	43.2	S Wright	Bacs		
				Page 6	6		
	THIRD QUARTER - Continued						
							CIN
	Date	Purpose	Amount	Payee	Type		Playscheme
							Add needs
345	10/17/2019	Accounts/HR	1322	SJK Admin Services	Bacs		
346	10/17/2019	Wages	101.48	N Cookson	Bacs		
347	10/18/2019	Petrol	20.04	Tesco	DC		
348	10/18/2019	Salary	1670.8	A Summers	Bacs		
349	10/18/2019	Salary	1211.92	S Baza	Bacs		
350	10/18/2019	Salary	1344.09	A Waldron	Bacs		
351	10/18/2019	Salary	1073.45	J Desai	Bacs		
352	10/18/2019	Salary	1035.27	A Kucharczky	Bacs		
353	10/18/2019	Salary	1073.05	S Bell-Young	Bacs		
354	10/18/2019	Salary	1008.57	L Cartwright	Bacs		
354	10/18/2019	Salary	758.14	A Graves	Bacs		
355	10/18/2019	Salary	1444.17	S Elliott	Bacs		
356	10/18/2019	Salary	1776.08	M Hay	Bacs		
357	10/21/2019	Halloween	45	Party HQ	DC		
358	10/21/2019	Salary Owed	78.86	A Graves	Bacs		
359	10/21/2019	Salary Owed	86.6	L Cartwright	Bacs		
360	10/23/2019	Halloween	27.62	Home Bargains	Bacs		
361	10/23/2019	Cables Halloween	15.54	B & Q	DC		
362	10/23/2019	Various Items	23.47	Aldi	DC		
363	10/24/2019	Lights Halloween	141.51	Home Bargains	DC		
364	10/24/2019	Lights Halloween	58	B & Q	DC		
365	10/24/2019	Gas Supply	79.22	British Gas	DD		
366	10/24/2019	Halloween	57.94	M Hay	Bacs		
367	10/24/2019	Halloween	8	S Elliott	Bacs		
368	10/24/2019	Various Items	35.13	Travis Perkins	Bacs		
369	10/24/2019	Photocopier	63.34	CSL	Bacs		
370	10/24/2019	Fire Extinguishers	64.8	A - Z Services	Bacs		

371	10/24/2019	Training S Baza	25	LCC	Bacs		
372	10/24/2019	Playground Heating	656.7	William Freer	Bacs		
373	10/24/2019	Wages	76.88	N Cookson	Bacs		
374	10/24/2019	CIN Wages	232.79	S Slater	Bacs		
375	10/24/2019	Wages	210.7	J Hay Mawby	Bacs		
376	10/24/2019	Wages	90.67	J Smith	Bacs		
377	10/24/2019	Wages	120.26	M Simon	Bacs		
378	10/24/2019	Wages	223.17	S Massey	Bacs		
379	10/24/2019	Wages	134.24	S Jarvis	Bacs		
380	10/24/2019	CIN Wages	325.77	R Crane	Bacs		
381	10/24/2019	Wages	79.91	M Conway	Bacs		
382	10/24/2019	Halloween PA System	229	M Hay	Bacs		
383	10/24/2019	DCS Wages	21.6	T Newton	Bacs		
384	10/25/2019	B & Q Cables	14	B & Q	DC		
385	10/25/2019	Pension	69.6	NEST	DD		
386	10/30/2019	Line Rental	7.5	BT Group	DD		
387	10/30/2019	Mobile	16.5	M Hay	SO		
388	10/31/2019	Mobile	18	EE Limited	DD		
389	10/31/2019	Gaffer Tape	13.08	B & Q	DC		
390	10/31/2019	Food Halloween	29.87	Aldi	DC		
391	10/31/2019	Data	0.79	Apple.com	Paypal		
392	10/31/2019	Pension MH 7 & WK27	473.73	NEST	DD		
393	10/31/2019	Health & Safety Halloween	90.08	M Hay	Bacs		
394	10/31/2019	Food Hygeine Halloween	24	M Hay	Bacs		
395	10/31/2019	Panto Coach	165	Confidence	Bacs		
396	10/31/2019	Wages	94.06	J Smith	Bacs		
397	10/31/2019	Wages	93.5	M Simon	Bacs		
398	10/31/2019	Wages	223.17	S Massey	Bacs		
399	10/31/2019	Wages	134.24	S Jarvis	Bacs		
400	10/31/2019	CIN Wages	325.97	R Crane	Bacs		
401	10/31/2019	Wages	66.33	M Conway	Bacs		
402	10/31/2019	CIN Wages	291.12	S Slater	Bacs		
403	10/31/2019	Wages	92.26	N Cookson	Bacs		
404	10/31/2019	Wages	333.24	J Hay Mawby	Bacs		
405	10/31/2019	PAYE Interest	45.61	HMRC	Bacs		
406	01/11/2019	Petrol	20.01	Tesco	DC		

407	04/11/2019	Repair Work	87	W McDermott	Bacs		
408	05/11/2019	Various Items	76.73	Iceland	DC		
409	05/11/2019	Halloween	200	Cash	DC		
410	05/11/2019	Hot Dog Rolls	12	Iceland	DC		
411	05/11/2019	Various Items	54.09	Lidl	DC		
412	06/11/2019	Halloween	47.97	B & M	DC		
413	06/11/2019	Halloween	5	Morrisons	DC		
414	06/11/2019	Halloween	7	Iceland	DC		
415	06/11/2019	Halloween	21.45	Tesco	DC		
416	06/11/2019	Pension WK 28	34.8	NEST	DD		
417	07/11/2019	Halloween	39.1	Poundland	DC		
418	07/11/2019	DBS Update M Hay	13	M Hay	Bacs		
419	07/11/2019	Wages	66.33	M Conway	Bacs		
420	07/11/2019	CIN Wages	325.77	R Crane	Bacs		
421	07/11/2019	Wages	146.83	S Jarvis	Bacs		
422	07/11/2019	Wages	120.26	M Simon	Bacs		
423	07/11/2019	Wages	94.06	J Smith	Bacs		
424	07/11/2019	Wages	165.63	J Hay Mawby	Bacs		
425	07/11/2019	CIN Wages	293.1	S Slater	Bacs		
426	07/11/2019	Wages	107.63	N Cookson	Bacs		
427	07/11/2019	Photocopier	27.31	CSL	Bacs		
428	07/11/2019	Wages Owed	46.6	S Jarvis	Bacs		
429	07/11/2019	Wages Owed	76.48	J Hay Mawby	Bacs		
430	07/11/2019	Wages Owed	16.78	J Smith	Bacs		
431	07/11/2019	Wages Owed	9.98	M Conway	Bacs		
432	07/11/2019	Wages Owed	18.46	S Slater	Bacs		
433	07/11/2019	Wages Owed	15.37	N Cookson	Bacs		
434	08/11/2019	Wages	222.97	S Massey	Bacs		
435	11/13/2019	Mobile	6.98	EE Limited	DD		
436	11/14/2019	Pension 29	34.8	NEST	DD		
437	11/14/2019	Wages	66.33	M Conway	Bacs		
438	11/14/2019	CIN Wages	325.77	R Crane	Bacs		
439	11/14/2019	Wages	134.24	S Jarvis	Bacs		
440	11/14/2019	Wages	223.17	S Massey	Bacs		
441	11/14/2019	Wages	120.26	M Simon	Bacs		
442	11/14/2019	Wages	64.58	N Cookson	Bacs		

443	11/14/2019	CIN Wages	220.17	S Slater	Bacs		
444	11/14/2019	Wages	241.91	J Hay Mawby	Bacs		
445	11/14/2019	Wages	80.68	J Smith	Bacs		
446	11/15/2019	Bank Charges	5	Monthly Account Fee	Internal		
447	11/15/2019	Keypad and Lights	204	W McDermott	Bacs		
448	11/18/2019	Various Items	14.01	Aldi	DC		
449	11/18/2019	Telephone/Internet	48.5	Daisy	DD		
450	11/18/2019	November Salary	1775.88	M Hay	Bacs		
451	11/18/2019	November Salary	1443.97	S Elliott	Bacs		
452	11/18/2019	Maternity Pay	1345.51	A Summers	Bacs		
453	11/18/2019	November Salary	1073.45	J Desai	Bacs		
454	11/18/2019	November Salary	1219.18	S Baza	Bacs		
455	11/18/2019	November Salary	1265.03	A Waldron	Bacs		
456	11/18/2019	November Salary	1073.05	S Bell-Young	Bacs		
457	11/18/2019	November Salary	1017.97	A Kucharczky	Bacs		
458	11/18/2019	November Salary	800.85	A Graves	Bacs		
459	11/18/2019	November Salary	1156.15	L Cartwright	Bacs		
460	11/18/2019	Accounts/HR	1115	SJK Admin Services	Bacs		
461	11/20/2019	Pension 30	34.8	NEST	DD		
462	11/21/2019	Wages	70.73	N Cookson	Bacs		
463	11/21/2019	CIN Wages	214.34	S Slater	Bacs		
464	11/21/2019	Wages	353.28	J Hay Mawby	Bacs		
465	11/21/2019	Wages	94.06	J Smith	Bacs		
466	11/21/2019	Wages	120.26	M Simon	Bacs		
467	11/21/2019	Wages	222.97	S Massey	Bacs		
468	11/21/2019	Wages	142.63	S Jarvis	Bacs		
469	11/21/2019	CIN Wages	325.77	R Crane	Bacs		
470	11/21/2019	Wages	66.33	M Conway	Bacs		
471	11/21/2019	Tax Period 7	2327.26	HMRC	Bacs		
472	11/22/2019	Electric Supply	254.53	British Gas	DD		
473	11/22/2019	DBS	177	Leicestershire Cares	Bacs		
474	11/27/2019	Pension 31	34.8	NEST	DD		
475	11/28/2019	Petrol	20.32	Tesco	DC		
476	11/28/2019	Wages	79.96	N Cookson	Bacs		
477	11/28/2019	CIN Wages	188.49	S Slater	Bacs		
478	11/28/2019	Wages	299.14	J Hay Mawby	Bacs		

479	11/28/2019	Wages	90.67	J Smith	Bacs		
480	11/28/2019	Wages	116.87	M Simon	Bacs		
481	11/28/2019	Wages	223.17	S Massey	Bacs		
482	11/28/2019	Wages	134.24	S Jarvis	Bacs		
483	11/28/2019	CIN Wages	325.77	R Crane	Bacs		
484	11/28/2019	Wages	66.33	M Conway	Bacs		
485	11/28/2019	Fire Alarm	177.8	Chubb	Bacs		
486	11/28/2019	Wages Owed	71.49	S Slater	Bacs		
487	11/29/2019	Mobile	24.78	EE Limited	DD		
488	11/29/2019	Pension MTH 8	510.61	NEST	DD		
489	02/12/2019	Various Items	13.2	Aldi	DC		
490	02/12/2019	Food	16.08	Aldi	DC		
491	02/12/2019	Photocopier	148.49	CF Corporate Finance	Bacs		
492	02/12/2019	Line Rental	7.5	BT Group	DD		
493	02/12/2019	Mobile	16.5	EE Limited	DD		
494	03/12/2019	Data	0.79	Itunes	Paypal		
495	04/12/2019	Pension 32	34.8	NEST	DD		
496	05/12/2019	Petrol	20.34	BP Groby Services	DC		
497	05/12/2019	Wages	66.33	M Conway	Bacs		
498	05/12/2019	Wages	142.63	S Jarvis	Bacs		
499	05/12/2019	CIN Wages	325.77	R Crane	Bacs		
500	05/12/2019	Wages	120.26	M Simon	Bacs		
501	05/12/2019	Wages	94.06	J Smith	Bacs		
502	05/12/2019	Wages	190.66	J Hay Mawby	Bacs		
503	05/12/2019	CIN Wages	283	S Slater	Bacs		
504	05/12/2019	Wages	89.18	N Cookson	Bacs		
505	05/12/2019	SSP	78.3	S Massey	Bacs		
506	09/12/2019	Workshops	240	Cash	DC		
507	12/12/2019	Selection Boxes	32.25	B & M	DC		
508	12/12/2019	Cleaning Materials	8.97	B & M	DC		
509	12/12/2019	Wages	66.33	M Conway	Bacs		
510	12/12/2019	CIN Wages	325.97	R Crane	Bacs		
511	12/12/2019	Wages	151.02	S Jarvis	Bacs		
512	12/12/2019	Wages	120.26	M Simon	Bacs		
513	12/12/2019	Wages	94.06	J Smith	Bacs		
514	12/12/2019	Wages	256.37	J Hay Mawby	Bacs		

515	12/12/2019	CIN Wages	208.29	S Slater	Bacs		
516	12/12/2019	Wages	64.58	N Cookson	Bacs		
517	12/12/2019	Activity Materials	12.35	S Elliott	Bacs		
518	12/12/2019	Wages Owed	14.77	S Slater	Bacs		
519	12/12/2019	Tax Period 8	1826.74	HMRC	Bacs		
520	12/16/2019	Various Items	40.24	Aldi	DC		
521	12/16/2019	Various Items	13.67	Aldi	DC		
522	12/16/2019	Bank Charges	5	Monthly Account Fee	Internal		
523	12/16/2019	Telephone/Internet	48.96	Daisy	DD		
524	12/17/2019	Pension 33	34.8	NEST	DD		
525	12/18/2019	Pension 34	34.8	NEST	DD		
526	12/18/2019	December Salary	1776.08	M Hay	Bacs		
527	11/18/2019	December Salary	1444.17	S Elliott	Bacs		
528	12/18/2019	Maternity Pay	844.39	A Carter	Bacs		
529	12/18/2019	December Salary	1244.22	S Baza	Bacs		
530	12/18/2019	December Salary	1290.84	A Waldron	Bacs		
531	12/18/2019	December Salary	863.95	S Bell-Young	Bacs		
532	12/18/2019	December Salary	1003.01	J Desai	Bacs		
533	12/18/2019	December Salary	836.71	A Bentham	Bacs		
534	12/18/2019	December Salary	906.72	A Kucharczyk	Bacs		
535	12/18/2019	December Salary	1121.61	L Cartwright	Bacs		
536	12/18/2019	Prof Fees	1276	SJK Admin Services	Bacs		
537	12/18/2019	Wages	66.53	M Conway	Bacs		
538	12/19/2019	Petrol	15.37	Tesco	DC		
539	12/19/2019	Christmas Party	53	Poundland	DC		
540	12/19/2019	Various Items	288.15	ESPO	Bacs		
541	12/19/2019	Wages	240.52	M Simon	Bacs		
542	12/19/2019	Wages	64.58	N Cookson	Bacs		
543	12/19/2019	Wages	203.26	S Slater	Bacs		
544	12/19/2019	Wages	655.32	J Hay Mawby	Bacs		
545	12/19/2019	Wages	63.91	J Smith	Bacs		
546	12/19/2019	Wages	167.58	S Jarvis	Bacs		
547	12/19/2019	CIN Wages	325.77	R Crane	Bacs		
548	12/19/2019	Wages	120.26	M Simon	Bacs		
549	12/20/2019	Salary Owed	86.38	J Desai	Bacs		
550	12/20/2019	Nursery Boiler	4460	M Lowe	Bacs		

	551	12/23/2019	Various Items		30.33	B & M Ltd	DC		
	552	12/23/2019	Party Stuff		7.68	The Range	DC		
	553	12/24/2019	Pension 35		19.42	NEST	DD		
	554	12/24/2020	Pension 36		20.42	NEST	DD		
	555	12/24/2021	Pension 37		21.42	NEST	DD		
	556	12/24/2022	Pension 38		22.42	NEST	DD		
	557	12/24/2023	Pension 39		23.42	NEST	DD		
	558	12/24/2024	Pension 40		24.42	NEST	DD		
	559	12/24/2025	Pension 41		25.42	NEST	DD		
	560	12/24/2026	Pension 42		26.42	NEST	DD		
	561	12/24/2027	Pension 43		27.42	NEST	DD		
	562	12/24/2028	Pension 44		28.42	NEST	DD		
	518								
						Third Qrt Total			
					80603.19	First/Second Qrt Totals			
						TOTAL EXPENDITURE TODATE			
		Daily Expenditure							
						Page 7	7		
		FOURTH QUARTER							
									CIN
		Date	Purpose		Amount	Payee	Type		Playscheme
									Add needs
	519	02/01/2020	Wages		66.33	M Conway	Bacs		
	520	02/01/2020	Wages		64.58	N Cookson	Bacs		
	521	02/01/2020	Wages		188.49	S Slater	Bacs		
	522	02/01/2020	Wages		128.68	J Hay Mawby	Bacs		
	523	02/01/2020	Wages		94.06	J Smith	Bacs		
	524	02/01/2020	Wages		134.24	S Jarvis	Bacs		
	525	02/01/2020	CIN Wages		325.77	R Crane	Bacs		

526	03/01/2020	Data	0.79	Apple	Paypal		
527	07/01/2020	Line Rental	7.5	BT Group	DD		
528	08/01/2020	Pension WK37	19.42	NEST	DD		
529	08/01/2020	Mobile	33.47	EE	DD		
530	09/01/2020	Playground Heating	99.6	William Freer	Bacs		
531	09/01/2020	Training Alana/Sumaiya	58.75	LCC	Bacs		
532	09/01/2020	Refuse Collection	210.19	Bakers Waste	Bacs		
533	09/01/2020	Photocopier	18.59	CSL	Bacs		
534	09/01/2020	Water Rates	92.22	Water Plus	Bacs		
535	09/01/2020	Wages	64.58	N Cookson	Bacs		
536	09/01/2020	Wages	291.45	S Slater	Bacs		
537	09/01/2020	Wages	190.66	J Hay Mawby	Bacs		
538	09/01/2020	Wages	124.22	J Smith	Bacs		
539	09/01/2020	Wages	118.86	M Simon	Bacs		
540	09/01/2020	Wages	155.22	S Jarvis	Bacs		
541	09/01/2020	CIN Wages	325.77	R Crane	Bacs		
542	09/01/2020	Wages	66.33	M Conway	Bacs		
543	10/01/2020	Gas Supply	491.78	SSE Gas	DD		
544	1/13/2020	Pension MT 9	460.44	NEST	DD		
545	1/15/2020	Bank Charges	5	Monthly Fee	Internal		
546	1/15/2020	Pension 38	19.42	NEST	DD		
547	1/16/2020	Various Items	18.43	B & M	DC		
548	1/16/2020	Cooking Ingredients	2.85	Tesco	DC		
549	1/16/2020	Office Supplies	91.68	Eureka Office	Bacs		
550	1/16/2020	Invoice 87536767	58.75	LCC	Bacs		
551	1/16/2020	Spring Term CPD 87576020	106.25	LCC	Bacs		
552	1/16/2020	Wages	64.58	N Cookson	Bacs		
553	1/16/2020	January Salary	1443.97	S Elliott	Bacs		
554	1/16/2020	Paternity Leave	66.33	M Conway	Bacs		
555	1/16/2020	CIN Wages	325.77	R Crane	Bacs		
556	1/16/2020	Wages	178.66	S Jarvis	Bacs		
557	1/16/2020	Wages	117.46	M Simon	Bacs		
558	1/16/2020	Wages	63.91	J Smith	Bacs		
559	1/16/2020	Wages	196.45	J Hay Mawby	Bacs		
560	1/16/2020	Wages	315.21	S Slater	Bacs		
561	1/17/2020	Various	53.84	Aldi	DC		

514	1/17/2020	January Salary	877.8	A Graves	Bacs		
515	1/17/2020	January Salary	1056.86	A Kucharczyk	Bacs		
516	1/17/2020	January Salary	1100.47	L Cartwright	Bacs		
517	1/17/2020	January Salary	1073.45	J Desai	Bacs		
518	1/17/2020	January Salary	1014.05	S Bell-Young	Bacs		
519	1/17/2020	January Salary	1206.72	A Waldron	Bacs		
520	1/17/2020	January Salary	1195.49	S Baza	Bacs		
521	1/17/2020	Maternity Pay	939.68	A Carter	Bacs		
522	1/17/2020	January Salary	1776.08	M Hay	Bacs		
523	1/17/2020	Professional Fees	1186	SJK Admin Services	Bacs		
254	1/17/2020	Owed Salary	58.31	A Waldron	Bacs		
525	1/17/2020	Owed Wages	30.15	J Smith	Bacs		
526	1/17/2020	DBS Refund	19	S Bell-Young	Bacs		
527	1/21/2020	Cooking Ingredients	20.02	Tesco	DC		
528	1/21/2020	Telephone/Internet	50.34	Daisy	DD		
529	1/21/2020	Various Items	38.22	M Hay	Bacs		
530	1/21/2020	Tax Period 9	2032.58	HMRC	Bacs		
531	1/22/2020	Food	34.38	Aldi	DC		
532	1/22/2020	Pension 39	19.42	NEST	DD		
533	1/23/2020	Games	37.02	Smyths Toys	DC		
534	1/23/2020	Sweets	11.78	Home Bargains	DC		
535	1/23/2020	Trip	30	Leicester Basketball	Bacs		
536	1/23/2020	Various Items	34.97	Sports Direct	DC		
537	1/23/2020	Wall Pinboard	24.97	The Range	DC		
538	1/23/2020	Wages	66.33	M Conway	Bacs		
539	1/23/2020	Refuse Collection	103.62	Bakers Waste	Bacs		
540	1/23/2020	CIN Wages	325.97	R Crane	Bacs		
541	1/23/2020	Wages	186.05	S Jarvis	Bacs		
542	1/23/2020	Wages	117.46	M Simon	Bacs		
543	1/23/2020	Wages	94.06	J Smith	Bacs		
544	1/23/2020	Wages	196.25	J Hay Mawby	Bacs		
545	1/23/2020	Wages	80.85	N Cookson	Bacs		
546	1/23/2020	Wages	315.21	S Slater	Bacs		
547	1/24/2020	Electric Supply	220.24	BG Business	DD		
548	1/28/2020	Petrol	20	Tesco	DC		
549	1/29/2020	McFee	33.7	Amazon Digital	DC		

550	1/29/2020	Food	5.81	Lidl	DC		
551	1/29/2020	Microsoft Office	31.29	Amazon	DC		
	1/29/2020	Pension MH10	479.86	NEST	DD		
	1/30/2020	Various Items	20.65	Tesco	DC		
	1/30/2020	Mobile	23.16	EE	DD		
	1/30/2020	Line Rental	7.5	BT Group	DD		
	1/30/2020	Wages	66.33	M Conway	Bacs		
	1/30/2020	CIN Wages	325.77	R Crane	Bacs		
	1/30/2020	Wages	174.97	S Jarvis	Bacs		
	1/30/2020	Wages	173.17	M Simon	Bacs		
	1/30/2020	Wages	94.06	J Smith	Bacs		
	1/30/2020	Wages	196.45	J Hay Mawby	Bacs		
551	1/30/2020	Wages	335.01	S Slater	Bacs		
552	1/30/2020	Wages	88.55	N Cookson	Bacs		
553	1/30/2020	Cleaning Products	74.4	ESPO	Bacs		

Page 8

8

FOURTH QUARTER - Continued

							CIN
	Date	Purpose	Amount	Payee	Type		Playscheme
							Add needs
554	1/30/2020	Photocopier	30.77	CSL	Bacs		
545	1/30/2020	Photocopier	45.64	CSL	Bacs		
	1/30/2020	Mobile	16.5	M Hay	DD		
	1/31/2020	Flowers	40	Blooms for You	DC		
	1/31/2020	Data	0.79	Itunes	Paypal		
	1/31/2020	Refuse Collection/227845	21.76	Bakers Waste	Bacs		
	1/31/2020	Photocopier	18.59	CSL	Bacs		
	04/02/2020	Electric Supply	125.83	BG Business	DD		
	05/02/2020	Activities	31.99	Amazon	DC		
546	05/02/2020	Food	16.29	Aldi	DC		
547	05/02/2020	Pension WK40	19.42	NEST	DD		
548	05/02/2020	Various Items	25.84	In Kind Direct	Bacs		
549	06/02/2020	Various Items	23.03	Home Bargains	DC		

550	06/02/2020	Cooking Ingredients	16.93	Aldi	DC		
551	06/02/2020	Wages	66.33	M Conway	Bacs		
552	06/02/2020	CIN Wages	325.77	R Crane	Bacs		
553	06/02/2020	Wages	174.97	S Jarvis	Bacs		
554	06/02/2020	Wages	119.26	M Simon	Bacs		
555	06/02/2020	Wages	90.67	J Smith	Bacs		
556	06/02/2020	Wages	196.45	J H Mawby	Bacs		
557	06/02/2020	Wages	315.21	S Slater	Bacs		
558	06/02/2020	Wages	84.7	N Cookson	Bacs		
559	06/02/2020	Receipts	11	SJK Admin Services	Bacs		
560	11/02/2020	Petrol	20.01	Tesco	DC		
561	12/02/2020	Pension WK41	19.42	NEST	DD		
562	2/13/2020	Wages	66.33	M Conway	Bacs		
563	2/13/2020	CIN Wages	325.77	R Crane	Bacs		
564	2/13/2020	Wages	174.97	S Jarvis	Bacs		
565	2/13/2020	Wages	113.27	M Simon	Bacs		
566	2/13/2020	Wages	90.67	J Smith	Bacs		
567	2/13/2020	Wages	196.45	J H Mawby	Bacs		
568	2/13/2020	Wages	315.21	S Slater	Bacs		
569	2/13/2020	Wages	80.85	N Cookson	Bacs		
570	2/13/2020	Spring Term CPD	106.25	LCC	Bacs		
571	2/13/2020	Refuse Collection	2.95	Bakers Waste-237581	Bacs		
572	2/13/2020	Tax Period 10	2030.39	HMRC	Bacs		
573	2/17/2020	Services Charges	5	Monthly Account Fee	Internal		
574	2/17/2020	Telephone/Internet	50.98	Daisy	DD		
575	2/18/2020	February Salary	1444.17	S Elliott	Bacs		
576	2/18/2020	February Salary	1775.88	M Hay	Bacs		
577	2/18/2020	February Salary	1340.57	S Baza	Bacs		
578	2/18/2020	Maternity Pay	844.39	A Summers	Bacs		
579	2/18/2020	February Salary	1419.69	A Waldron	Bacs		
580	2/18/2020	February Salary	1109.78	S Bell-Young	Bacs		
581	2/18/2020	February Salary	1132.58	J Desai	Bacs		
582	2/18/2020	February Salary	1083.7	A Kucharczyk	Bacs		
583	2/18/2020	February Salary	965.18	A Graves	Bacs		
584	2/18/2020	February Salary	1202.36	L Cartwright	Bacs		
585	2/18/2020	February Salary	134.24	L Sewell	Bacs		

586	2/18/2020	Accounts/HR	1140	SJK Admin Services	Bacs		
587	2/19/2020	Pension WK42	19.42	NEST	DD		
588	2/20/2020	Various Items	45.9	Tesco	DC		
589	2/20/2020	Various Items	10	Poundland	DC		
590	2/20/2020	Wages	161.35	M Conway	Bacs		
591	2/20/2020	CIN Wages	325.77	R Crane	Bacs		
592	2/20/2020	Wages	197.12	S Jarvis	Bacs		
593	2/20/2020	Wages	190.61	M Simon	Bacs		
594	2/20/2020	Wages	97.46	J Smith	Bacs		
595	2/20/2020	Wages	199.13	J H Mawby	Bacs		
596	2/20/2020	Wages	315.21	S Slater	Bacs		
597	2/20/2020	Wages	146.65	S Wright	Bacs		
598	2/20/2020	Wages	115.5	N Cookson	Bacs		
599	2/24/2020	Various Items	27.91	Amazon	DC		
600	2/24/2020	Cinema Trip	90	Cinema De Lux	DC		
601	2/25/2020	Food	13.25	Aldi	DC		
602	2/25/2020	Electric Supply	158.72	BG Business	DD		
603	2/26/2020	Pension WK43	19.42	NEST	DD		
604	2/27/2020	Wages	66.53	M Conway	Bacs		
605	2/27/2020	CIN Wages	325.77	R Crane	Bacs		
606	2/27/2020	Wages	174.97	S Jarvis	Bacs		
607	2/27/2020	Wages	120.26	M Simon	Bacs		
608	2/27/2020	Wages	90.67	J Smith	Bacs		
609	2/27/2020	Wages	196.45	J H Mawby	Bacs		
	2/27/2020	Wages	315.21	S Slater	Bacs		
	2/27/2020	Wages	115.5	N Cookson	Bacs		
610	2/28/2020	Keyboard	7	Woodgate Computers	DC		
611	2/28/2020	Cooking Ingredients?	106.96	Aldi	DC		
612	2/28/2020	Pension	553.37	NEST	DD		
613	02/03/2020	Petrol	20.02	Tesco	DC		
614	02/03/2020	DBS Service Registration	23.94	UCHECK	DC		
615	02/03/2020	Training L Sewell	25	Eventbrite	DC		
616	02/03/2020	Mobile	23	EE Limited	DD		
617	02/03/2020	Cooking Ingredients	10.43	Aldi	DC		
618	02/03/2020	Photocopier	148.49	Corporate Finance	DD		
619	02/03/2020	Line Rental	7.5	BT Group	DD		

	02/03/2020	Mobile	16.5	M Hay	SO		
620	04/03/2020	Data	0.79	Apple	Paypal		
621	04/03/2020	Pension WK44	19.42	NEST	DD		
622	05/03/2020	DBS Refund	26	S Bell-Young	Bacs		
623	05/03/2020	DBS Refund	26	S Baza	Bacs		
624	05/03/2020	DBS Refund	26	A Waldron	Bacs		
625	05/03/2020	DBS Refund	13	A Graves	Bacs		
626	05/03/2020	DBS Refund	26	J Desai	Bacs		
626	05/03/2020	DBS Refund	13	L Cartwright	Bacs		
627	05/03/2020	Wages	66.33	M Conway	Bacs		
628	05/03/2020	CIN Wages	325.97	R Crane	Bacs		
	05/03/2020	Wages	142.63	S Jarvis	Bacs		
629	05/03/2020	Wages	117.07	M Simon	Bacs		
630	05/03/2020	Wages	90.67	J Smith	Bacs		
631	05/03/2020	Wages	196.45	J H Mawby	Bacs		
632	05/03/2020	Wages	315.21	S Slater	Bacs		
633	05/03/2020	Wages	103.95	N Cookson	Bacs		
634	05/03/2020	Photocopier	79.51	CSL	Bacs		
635	05/03/2020	Training Sumaiya	25	LCC	Bacs		
636	06/03/2020	Shirts and Fleeces	135.95	Workstuff	Bacs		
637	09/03/2020	Various Items	38.5	Tesco	DC		
638	11/03/2020	Pension WK45	19.42	NEST	DD		
639	12/03/2020	Tax Owed??	2042.71	HMRC	Bacs		
640	12/03/2020	Foundation Subscription	25	S Elliott	Bacs		
641	12/03/2020	Call Out	49.8	William Freer	Bacs		
642	12/03/2020	Tax Period 11	2573.66	HMRC	Bacs		
642	12/03/2020	Wages	66.33	M Conway	Bacs		
643	12/03/2020	Wages	67.12	S Jarvis	Bacs		
644	12/03/2020	CIN Wages	325.77	R Crane	Bacs		
645	12/03/2020	Wages	120.26	M Simon	Bacs		
646	12/03/2020	Wages	30.36	J Smith	Bacs		
647	12/03/2020	Wages	196.45	J H Mawby	Bacs		
648	12/03/2020	Wages	315.21	S Slater	Bacs		
649	12/03/2020	Wages	123.2	N Cookson	Bacs		
650	12/03/2020	Refuse Collection	5.9	Bakers Waste	Bacs		
651	3/13/2020	Training Alana/Sumaiya	72	High Speed Training	Bacs		

652	3/16/2020	Bank Charges	5	Monthly Account Fee	Internal		
654	3/16/2020	Telephone/Internet	50.71	Daisy	DD		
655	3/16/2020	Various Items	87.8	In Kind Direct	Bacs		
656	3/18/2020	DBS Service A Brentham	50.4	UCHECK	Bacs		
657	3/18/2020	Pension WK46	19.42	NEST	DD		
658	3/18/2020	Various Items	135.64	In Kind Direct	Bacs		
659	3/18/2020	Various Items	46.44	In Kind Direct	Bacs		
660	3/18/2020	Various Items	101.44	ESPO	Bacs		
661	3/19/2020	Drain Blockage	180	Clear First	DC		
662	3/19/2020	Cooking Ingredients	9.27	Aldi	DC		
663	3/19/2020	Petrol	20.53	Groby Service Stn	DC		
664	3/19/2020	March Salary	987.07	L Sewell	Bacs		
665	3/19/2020	March Salary	1164.56	L Cartwright	Bacs		
666	3/19/2020	March Salary	833.95	A Graves	Bacs		
667	3/19/2020	March Salary	1089.39	J Desai	Bacs		
668	3/19/2020	March Salary	1073.05	S Bell-Young	Bacs		
669	3/19/2020	March Salary	1265.03	A Waldron	Bacs		
670	3/19/2020	March Salary	1240.66	S Baza	Bacs		
671	3/19/2020	Maternity Pay	844.39	A Carter	Bacs		
672	3/19/2020	March Salary	1776.08	M Hay	Bacs		
673	3/19/2020	March Salary	1444.17	S Elliott	Bacs		
674	3/19/2020	Accounts/HR	1163	SJK Admin Services	Bacs		
675	3/19/2020	Wages	180.95	N Cookson	Bacs		
676	3/19/2020	Wages	630.42	S Slater	Bacs		
677	3/19/2020	Wages	392.9	J H Mawby	Bacs		
678	3/19/2020	Wages	121.34	J Smith	Bacs		
679	3/19/2020	Wages	227.34	M Simon	Bacs		
680	3/19/2020	Wages	268.48	S Jarvis	Bacs		
681	3/19/2020	Wages	132.66	M Conway	Bacs		
683	3/19/2020	CIN Wages	651.54	R Crane	Bacs		
684	3/24/2020	Petrol	20.07	Groby Service Stn	DC		
685	3/24/2020	Cleaning Materials	7.17	Home Bargains	DC		
	3/24/2020	Cleaning Materials	7.12	Ozzys Convenience	DC		
	3/25/2020	Rug Doctor	49	B & Q	DC		
	3/25/2020	Insurance	573.17	Pre-School Learning	DC		
	3/25/2020	Pension WK 47	19.42	NEST	DD		

[illegible]

	Salaries	Pension	TAX	NI	AOE	Training
Nursery						
		4.76				
	218.8					
	145.18					
	61.58					
	78					
	104.14					
	78					
	32.84					
	61.5					
	145.18					
	217.74					
	106.73					
	104.14					

[illegible]

	Salaries	Pension	TAX	NI		Training
Nursery						
	32.84					
		5				
	98.03					
	148.68					
	239.45					
	154.3					
	110.55					
	110.61					
	32.84					
		197.19				
	72.13					
	148.68					
	234.57					
	128.52					
	112.38					
	79.71					
	32.84					

		19.71				
	66.33					
	148.68					
	223.17					
	120.26					
	106.06					
	61.99					
	32.84					
	32.84					
	77.75					
	106.06					
	120.26					
	223.17					
	148.68					
	66.33					

	2188.25					
	1776.4					
	66.33					
	148.68					
	222.97					
	120.26					
	106.06					
	67.6					
	32.84					
		18.16				
		221.05				
	171.2					
	32.84					
	124.53					
	164.52					
	243.54					
	148.68					
	103.27					

[illegible]

		11.85				
	66.33					
	148.68					
	223.17					
	120.26					
	106.06					
	73.22					
	32					
	1776.08					
	1443.97					
		10.43				
	148.68					
	32					

	66.33					
	222.97					
	120.26					
	106.06					
	58.4					
	32					
	105.86					
	120.26					
	223.17					
	148.68					
	63.93					
	61.81					
	20908.92	509.48	955	123.23	0	0
	20908.92	509.48	955	123.23	0	0
				1078.23		
			MainA/c Expenditure Analysis			
	Staffing Costs					
	Salaries	Pension	TAX	NI		Training

Nursery						
		239.42				
						327.6
						144
		8.19				
	75.51					
	148.68					
	228.41					
	49.29					
	112.85					
	126.85					
	41.95					
			481.4	938.04		
	32					
			13.9			

[illegible]

[illegible]

288.91	288.91				
200.78	200.78				
72.51	72.51				
151.37	102.11				
232.79	83.9				
92.25	92.25				
50.4					
72					
50.4					
7.2					
28.8					
495.48		209.19			
7.5					
16.5					
27.61		8.19			
18.65					
20					
0.79					
43.2					
21.6					
101.48	101.48				
188.49	32				
232.96	232.96				
79.3	79.3				
188.9	188.9				
288.91	288.91				
148.68	148.68				
325.77					
149.98	149.98				
16.75					
144					144
30					
6.38					
15.54					
86.4					
149.98	149.98				

325.97						
287.54	287.54					
79.1	79.1					
207.81	207.81					
148.68	148.68					
21.6						
43.2						
101.48	101.48					
153.81	153.81					
218.03	32					
33.24		13.82				
34.8		15.38				
5						
48.66						
149.98	149.98					
325.77						
148.68	148.68					
287.54	287.54					
165.97	165.97					
79.3	79.3					
233.63	233.63					
188.49	32					
21.6						
110.7	110.7					
43.2						
21.6						
21.6						
40						
1443.97	1443.97					
1775.88	1775.88					
1557.14						
1086.62						
1136.39						
1073.05						
1073.45						
1042.71						

817.18						
1015						
75.18						
83.1	83.1					
325.77						
134.24	134.24					
239.11	239.11					
160.38	160.38					
79.1	79.1					
253.48	253.48					
203.26	32					
30.36						
168.76	168.76					
64.8						
180						
222.5						
20.1						
18						
66.33	66.33					
325.77						
134.24	134.24					
223.17	223.17					
120.26	120.26					
106.06	106.06					
168.82	168.82					
188.49	32					
16.5						
0.79						
196.49						
7.5						
201.3						
800						
79						
70						
610.12		271.2				
66.33	66.33					

325.77						
134.24	134.24					
222.97	222.97					
120.26	120.26					
106.06	106.06					
169.02	169.02					
188.49	32					
15.65						
48.48						
15.72						
29.36		9.93				
22						
15.83						
2.99						
46.99						
149.4						
41.43						
83.1	83.1					
325.77						
134.24	134.24					
223.17	223.17					
126.85	126.85					
94.06	94.06					
156.73	48.06					
188.49	32					
204.17	154.91					
130.67						
3188.42			506.8	906.87		
27.29						
5						
479.64						
48.18						
15.07						
27.61		8.18				
1444.17	1444.17					
1776.08	1776.08					

1299						
832.79						
948.11						
1053.24						
1073.25						
1073.05						
1276.09						
1223.27						
1573.62						
780.5						
66.33	66.33					
325.97						
134.24	134.24					
223.17	223.17					
120.46	120.46					
94.06	94.06					
335.48	89.18					
188.49	32					
61.5	36.9					
24						
19.56						
35						
10						
34.8		15.37				
	66.53					
	134.24					
	222.97					
	120.26					
	94.06					

[illegible]

				3925.24		
			MainA/c Expenditure Analysis			
	Staffing Costs					
	Salaries	Pension	TAX	NI	AOE	Training
Nursery						
		209.21				
		8.19				
	43.05					
	32					
	216.99					
	94.06					
	223.17					
	134.24					
	66.33					
	133.64					
						350
						300

[illegible]

[illegible]

	76.88					
	83.9					
	135.19					
	90.67					
	120.26					
	223.17					
	134.24					
	79.91					
69.6		30.76				
7.5						
16.5						
18						
13.08						
29.87						
0.79						
473.73		224.66				
90.08						
24						
165						
94.06	94.06					
93.5	93.5					
223.17	223.17					
134.24	134.24					
325.97						
66.33	66.33					
291.12	92.73					
92.26	64.59					
333.24	43.79					
45.61			45.61			
20.01						

87						
76.73						
200						
12						
54.09						
47.97						
5						
7						
21.45						
34.8		15.38				
39.1						
13						
66.33	66.33					
325.77						
146.83	146.83					
120.26	120.26					
94.06	94.06					
165.63	52.36					
293.1	92.46					
107.63	107.63					
27.31						
46.6	46.6					
76.48	76.48					
16.78	16.78					
9.98	9.98					
18.46	18.46					
15.37	15.37					
222.97	222.97					
6.98						
34.8		15.38				
66.33	66.33					
325.77						
134.24	134.24					
223.17	223.17					
120.26	120.26					
64.58	64.58					

220.17	35.28				
241.91	86.69				
80.68	80.68				
5					
204					
14.01					
48.5					
1775.88	1775.88				
1443.97	1443.97				
1345.51					
1073.45					
1219.18					
1265.03					
1073.05					
1017.97					
800.85					
1156.15					
1115					
34.8		15.38			
70.73	43.05				
214.34	65.45				
353.28	59.63				
94.06	94.06				
120.26	120.26				
222.97	222.97				
142.63	142.63				
325.77					
66.33	66.33				
2327.26			478.8	842.96	
254.53					
177					
34.8		15.38			
20.32					
79.96	64.58				
188.49	39.6				
299.14	60.02				

90.67	90.67					
116.87	116.87					
223.17	223.17					
134.24	134.24					
325.77						
66.33	66.33					
177.8						
71.49	48.99					
24.78						
510.61		209.23				
13.2						
16.08						
148.49						
7.5						
16.5						
0.79						
34.8		15.38				
20.34						
66.33	66.33					
142.63	142.63					
325.77						
120.26	120.26					
94.06	94.06					
190.66	110.95					
283	40					
89.18	89.18					
78.3	78.3					
240						
32.25						
8.97						
66.33	66.33					
325.97						
151.02	151.02					
120.26	120.26					
94.06	94.06					
256.37	80.18					

208.29	29.3					
64.58	64.58					
12.35						
14.77	14.77					
1826.74			932	893.74		
40.24						
13.67						
5						
48.96						
34.8		15.38				
34.8		15.38				
1776.08	1776.08					
1444.17	1444.17					
844.39						
1244.22						
1290.84						
863.95						
1003.01						
836.71						
906.72						
1121.61						
1276						
66.53	66.53					
15.37						
53						
288.15						
240.52	240.52					
64.58	64.58					
203.26	46.77					
655.32	374.25					
63.91	63.91					
167.58	167.58					
325.77						
120.26	120.26					
86.38						
4460						

30.33						
7.68						
19.42						
19.42						
19.42						
19.42						
19.42						
19.42						
19.42						
19.42						
19.42						
19.42						
19.42						
	20584.97	899.15	1874.66	2639.35	0	650
	43256.94	1333.5	1957.1	1968.14	0	615.6
	63841.91	2232.65	3831.76	4607.49	0	1265.6
				8439.25		
		MainA/c Expenditure Analysis				
	Staffing Costs					
	Salaries	Pension	TAX	NI		Training
Nursery						
	66.33					
	64.58					
	32					
	128.68					
	94.06					
	134.24					

19.42						
33.47						
99.6						
58.75						
210.19						
18.59						
92.22						
64.58	64.58					
291.45	32					
190.66	144.51					
124.22	124.22					
118.86	118.86					
155.22	155.22					
325.77						
66.33	66.33					
491.78						
460.44		209.3				
5						
19.42						
18.43						
2.85						
91.68						
58.75						
106.25						
64.58	64.58					
1443.97	1443.97					
66.33	66.33					
325.77						
178.66	178.66					
117.46	117.46					
63.91	63.91					
196.45	196.45					
315.21	32					
53.84						

877.8						
1056.86						
1100.47						
1073.45						
1014.05						
1206.72						
1195.49						
939.68						
1776.08	1776.08					
1186						
58.31						
30.15	30.15					
19						
20.02						
50.34						
38.22						
2032.58			426	432.52		
34.38						
19.42						
37.02						
11.78						
30						
34.97						
24.97						
66.33	66.33					
103.62						
325.97						
186.05	186.05					
117.46	117.46					
94.06	94.06					
196.25	196.25					
80.85	80.85					
315.21	32					
220.24						
20						
33.7						

5.81						
31.29						
479.86		228.7				
	66.33					
	174.97					
	173.17					
	94.06					
	196.45					
	32					
	88.55					
	Staffing Costs					
	Salaries	Pension	TAX	NI		Training
Nursery						
19.42						
25.84						
23.03						

16.93						
66.33	66.33					
325.77						
174.97	174.97					
119.26	119.26					
90.67	90.67					
196.45	196.45					
315.21	32					
84.7	84.7					
11						
20.01						
19.42						
66.33	66.33					
325.77						
174.97	174.97					
113.27	113.27					
90.67	90.67					
196.45	196.45					
315.21	32					
80.85	80.85					
106.25						
2.95						
2030.39			410	700.7		
5						
50.98						
1444.17	1444.17					
1775.88	1775.88					
1340.57						
844.39						
1419.69						
1109.78						
1132.58						
1083.7						
965.18						
1202.36						
134.24						

1140						
19.42						
45.9						
10						
161.35	161.35					
325.77						
197.12	197.12					
190.61	190.61					
97.46	97.46					
199.13	199.13					
315.21	32					
146.65	146.65					
115.5	115.5					
27.91						
90						
13.25						
158.72						
19.42						
66.53	66.53					
325.77						
174.97	174.97					
120.26	120.26					
90.67	90.67					
196.45	196.45					
315.21	32					
115.5	115.5					
7						
106.96						
553.37		221.93				
20.02						
23.94						
25						
23						
10.43						
148.49						
7.5						

16.5						
0.79						
19.42						
26						
26						
26						
13						
26						
13						
66.33	66.33					
325.97						
142.63	142.63					
117.07	117.07					
90.67	90.67					
196.45	196.45					
315.21	32					
103.95	80.85					
79.51						
25						
135.95						
38.5						
19.42						
2042.71			2042.71			
25						
49.8						
2573.66			474.6	727.62		
66.33	66.33					
67.12	67.12					
325.77						
120.26	120.26					
30.36	30.36					
196.45	196.45					
315.21	32					
123.2	123.2					
5.9						
72						

5						
50.71						
87.8						
50.4						
19.42						
135.64						
46.44						
101.44						
180						
9.27						
20.53						
987.07						
1164.56						
833.95						
1089.39						
1073.05						
1265.03						
1240.66						
844.39						
1776.08	1776.08					
1444.17	1444.17					
1163						
180.95	161.7					
630.42	64					
392.9	392.9					
121.34	121.34					
227.34	227.34					
268.48	268.48					
132.66	132.66					
651.54						
20.07						
7.17						
7.12						
49						
573.17						
19.42						

[illegible]

[illegible]

[illegible]

[illegible]

[illegible]

[illegible]

[illegible]

[illegible]

											54.36
											18
											100
			6.52								
741.05	811.87	0	336.1	140.29	310.95	419.95	224.44	60	22.5	149.26	561.87
741.05	811.87	0	336.1	140.29	310.95	419.95	224.44	60	22.5	149.26	561.87
Premises Costs											
Rates	Heating/ Lighting	Insurance	Repairs/ Renewals	Services	Refuse Collection	Contracts	Cleaning / FA	Vols Training	Vols Expense s	Print/Sta t/ Postage	Activities/ Materials

[illegible]

[illegible]

[illegible]

[illegible]

[illegible]

[illegible]

[illegible]

[illegible]

[illegible]

[illegible]

[illegible]

[illegible]

[illegible]

[illegible]

[illegible]

[illegible]

[illegible]

[illegible]

[illegible]

[illegible]

[illegible]

[illegible]

[illegible]

[illegible]

[illegible]

[illegible]

Telephone/Internet	Prof Fees	Subscriptions	Trips/SE	Equipment	Nursery	CIN	DCS	GRANTS			
					part Allocate	part Allocate			CHECK FIGURES		
					5			4	5	0	
					33.41			5	33.41	0	
								6	22.03	0	
7.5								7	7.5	0	
16.5								8	16.5	0	
					0.79			9	0.79	0	
	59 DBS				413			10	472	0	
						12.28		11	17.04	0	
								12	218.8	0	
								13	145.18	0	
						327.28		14	327.28	0	
								15	61.58	0	
								16	78	0	
								17	104.14	0	
					122.07			18	200.07	0	
						150.58		19	183.42	0	
					160.41			20	160.41	0	
					35			21	35	0	
					2			22	2	0	
					498.24			23	996.49	0	
					17.1			24	17.1	0	
								25	36	0	
			24.1					26	86.82	0	
			6.78					27	39.78	0	
								28	19.2	0	
								29	61.5	0	
						325.97		30	325.97	0	
								31	145.18	0	
								32	217.74	0	
								33	106.73	0	
								34	104.14	0	

					202.27			35	280.27	0	
						151.06		36	183.9	0	
					64.32			37	64.32	0	
				26				38	26	0	
				64				39	64	0	
			15.05					40	15.05	0	
5								41	5	0	
25.44					25.44			42	50.88	0	
					6.50			43	6.5	0	
					69.88			44	69.88	0	
						24.6		45	34.08	0	
	186.25	sjk			825.00			46	1011.25	0	
								47	151.2	0	
								48	258.81	0	
						325.77		49	325.77	0	
								50	148.68	0	
								51	190.94	0	
								52	113.86	0	
								53	1389.41	0	
								54	1720.32	0	
					46.80			55	211.6	0	
					1,474.65			56	1474.65	0	
					1,053.01			57	1053.01	0	
					1,100.28			58	1100.28	0	
					1,042.59			59	1042.59	0	
					1,051.78			60	1051.78	0	
					1,037.78			61	1037.78	0	
					650.94			62	650.94	0	
					422.10			63	422.1	0	
						27.2		64	27.2	0	
						158.23		65	158.23	0	
Supplies & Services					Part						

Telephone/Internet	Prof Fees	Subscriptions	Trips/SE	Equipment	Nursery	CIN	DCS			
									CHECK FIGURES	
						151.06			183.9	0
									27.96	0
		13							13	0
					154.29				308.58	0
			25.2						29.18	0
						12.3			17.3	0
									98.03	0
									148.68	0
						325.77			325.77	0
									239.45	0
									154.3	0
									110.55	0
					93.59				204.2	0
						151.06			183.9	0
					15.95				15.95	0
					304.48				501.67	0
									414.57	0
16.5									16.5	0
7.5									7.5	0
					32				32	0
					0.79				0.79	0
									113.97	0
									72.13	0
						325.77			325.77	0
									148.68	0
									234.57	0
									128.52	0
									112.38	0
					77.64				157.35	0
						153.59			186.43	0
					83.84				83.84	0

					16.32				16.32	0	
						38.81			58.52	0	
					420.48				840.96	0	
									6.66	0	
									120.98	0	
					30				30	0	
					150				150	0	
									81.39	0	
									66.33	0	
						325.77			325.77	0	
									148.68	0	
									223.17	0	
									120.26	0	
									106.06	0	
					233.99				295.98	0	
						151.69			184.53	0	
					23.05				23.05	0	
					30				30	0	
					2				2	0	
					19.95				19.95	0	
					9				9	0	
24.22					24.22				48.44	0	
					25				25	0	
					52.12				52.12	0	
			20						20	0	
	5 bnk chgs								5	0	
		20	109.99						163.94	0	
						151.69			184.53	0	
					102.63				180.38	0	
									106.06	0	
									120.26	0	
									223.17	0	
									148.68	0	
						325.97			325.97	0	
									66.33	0	
					19.75				19.75	0	

					468.33				468.33	0	
					651.18				651.18	0	
					1042.71				1042.71	0	
					1091.07				1091.07	0	
					1091.53				1091.53	0	
						64.53	25.5		90.03	0	
					1143.84				1143.84	0	
					1093.31				1093.31	0	
					1573.75				1573.75	0	
									2188.25	0	
									1776.4	0	
	175	sjk			825				1000	0	
					25.37				25.37	0	
									5.38	0	
									66.33	0	
						325.77			325.77	0	
									148.68	0	
									222.97	0	
									120.26	0	
									106.06	0	
					187.19				254.79	0	
						151.69			184.53	0	
			15						77	0	
						38.83			56.99	0	
					391.4				782.79	0	
					680.07				866.54	0	
					274.01	19.43			514.49	0	
									50	0	
					46.8				218	0	
						151.69			184.53	0	
									124.53	0	
									164.52	0	
									243.54	0	
									148.68	0	
						325.77			325.77	0	
									103.27	0	

[illegible]

									21.56	0	
						19.42			31.27	0	
									66.33	0	
						325.77			325.77	0	
									148.68	0	
									223.17	0	
									120.26	0	
									106.06	0	
					140.39				213.61	0	
						156.49			188.49	0	
									25.72	0	
									150	0	
									7.98	0	
					60				60	0	
		5	bnk chg						5	0	
24.62					24.62				49.24	0	
	190	sjk			900				1090	0	
									1776.08	0	
									1443.97	0	
					1218.01				1218.01	0	
					1194.09				1194.09	0	
						55.65	55.25		110.9	0	
					1042.91				1042.91	0	
					1075.49				1075.49	0	
					402.03				402.03	0	
					1033.2				1033.2	0	
					1153.26				1153.26	0	
					995.26				995.26	0	
					242.79				485.59	0	
						19.4			29.83	0	
					382.12				382.12	0	
									78.88	0	
					180				180	0	
					310.69				310.69	0	
									148.68	0	
						156.49			188.49	0	

					97.67				97.67	0	
									66.33	0	
						325.77			325.77	0	
									222.97	0	
									120.26	0	
									106.06	0	
					233.98				292.38	0	
									54.36	0	
					52.18				52.18	0	
					56.14				56.14	0	
					24.11				24.11	0	
						39			39	0	
			20.01						20.01	0	
									18	0	
									100	0	
						156.49			188.49	0	
									105.86	0	
									120.26	0	
									223.17	0	
									148.68	0	
						325.97			325.97	0	
									63.93	0	
					188.83				250.64	0	
									6.52	0	
					61.5				61.5	0	
					290				290	0	
151.28	620.25	13	186.25	199.99	37209.18	7660.03	80.75	11238			
151.28	620.25	13	186.25	199.99	37209.18	7660.03	80.75	11238	83633.64		
Supplies & Services											
Telephon e/ Internet	Prof Fees	Equipment	Trips	Equipment	Nursery	CIN	DCS	GRANTS			

			SE						CHECK FIGURES	
					18				18	0
7.5									7.5	0
16.5									16.5	0
					14.68				14.68	0
			20.06						20.06	0
					288.21	19.43			547.06	0
					190				190	0
					0.79				0.79	0
									327.6	0
									144	0
						19.42			27.61	0
						325.77			325.77	0
									75.51	0
									148.68	0
									228.41	0
					246.3				295.59	0
									112.85	0
									126.85	0
						153.93			195.88	0
					34.8				34.8	0
					152.99				305.98	0
								1296	1296	0
					1405.09	468.54			3293.07	0
					554				554	0
					80				80	0
					13.98				13.98	0
					16.61				16.61	0
									194.4	0
			53						130.95	0
									111.79	0
					107.94				107.94	0
			52.3						52.3	0
						156.49			188.49	0
					1028.64	484.74			1527.28	0

					1443.86	382.32			1826.18	0	
					213.46				267.31	0	
									106.06	0	
									119.86	0	
									223.17	0	
									148.68	0	
						325.77			325.77	0	
									62.93	0	
									10.05	0	
									27.63	0	
					519.84				519.84	0	
					60				60	0	
			478.8						478.8	0	
			382.8						382.8	0	
		5 bnk chg							5	0	
26.89					26.88				53.77	0	
					5.9				5.9	0	
									25.5	0	
						19.42			27.61	0	
				287.92					287.92	0	
					52.61				70.4	0	
									124.5	0	
									42.45	0	
					67.2				67.2	0	
					38				38	0	
			20.01						20.01	0	
									3.18	0	
						19.42			27.61	0	
				199.00					199	0	
									44.26	0	
									28.22	0	
									1444.17	0	
									1776.08	0	
					1557.14				1557.14	0	
					1042.71				1042.71	0	
					1070.53				1070.53	0	

					750.36				750.36	0	
					1041.16				1041.16	0	
					1181.51				1181.51	0	
					1203.97				1203.97	0	
	375	sjk			690				1065	0	
					334.23				334.23	0	
						13			13	0	
						43.2			43.2	0	
						43.2			43.2	0	
									150.21	0	
							21.6		21.6	0	
									119.93	0	
						156.49			188.49	0	
					213.46				328.3	0	
									79.1	0	
									117.46	0	
									274.63	0	
							25.84		174.52	0	
						325.77			325.77	0	
Supplies & Services											
Telephone/Internet	Prof Fees	Subscriptions	Trips/ SE	Equipment	Nursery	CIN	DCS	GRANTS			
									18.98	0	
									19.01	0	
									419.95	0	
			34						34	0	
					36.4				36.4	0	
						19.42			28.19	0	
									150.18	0	
						325.77			325.77	0	
									148.68	0	

									288.91	0	
									200.78	0	
									72.51	0	
					49.26				151.37	0	
						148.89			232.79	0	
									92.25	0	
						50.4			50.4	0	
						72			72	0	
							50.4		50.4	0	
							7.2		7.2	0	
							28.8		28.8	0	
					286.29				495.48	0	
7.5									7.5	0	
16.5									16.5	0	
						19.42			27.61	0	
					18.65				18.65	0	
			20						20	0	
					0.79				0.79	0	
						43.2			43.2	0	
							21.6		21.6	0	
									101.48	0	
						156.49			188.49	0	
									232.96	0	
									79.3	0	
									188.9	0	
									288.91	0	
									148.68	0	
						325.77			325.77	0	
									149.98	0	
									16.75	0	
									144	0	
									30	0	
									6.38	0	
									15.54	0	
						32.4	54		86.4	0	
									149.98	0	

						325.97			325.97	0	
									287.54	0	
									79.1	0	
									207.81	0	
									148.68	0	
							21.6		21.6	0	
						16.2	27		43.2	0	
									101.48	0	
									153.81	0	
						186.03			218.03	0	
						19.42			33.24	0	
						19.42			34.8	0	
		5 bnk chg							5	0	
24.33					24.33				48.66	0	
									149.98	0	
						325.77			325.77	0	
									148.68	0	
									287.54	0	
									165.97	0	
									79.3	0	
									233.63	0	
						156.49			188.49	0	
						21.6			21.6	0	
									110.7	0	
						16.2	27		43.2	0	
							21.6		21.6	0	
						21.6			21.6	0	
									40	0	
									1443.97	0	
									1775.88	0	
					1557.14				1557.14	0	
					1086.62				1086.62	0	
					1136.39				1136.39	0	
					1073.05				1073.05	0	
					1073.45				1073.45	0	
					1042.71				1042.71	0	

[illegible]

						325.77			325.77	0	
									134.24	0	
									222.97	0	
									120.26	0	
									106.06	0	
									169.02	0	
						156.49			188.49	0	
					15.65				15.65	0	
					48.48				48.48	0	
					15.72				15.72	0	
						19.43			29.36	0	
					22				22	0	
					15.83				15.83	0	
					2.99				2.99	0	
					46.99				46.99	0	
									149.4	0	
									41.43	0	
									83.1	0	
						325.77			325.77	0	
									134.24	0	
									223.17	0	
									126.85	0	
									94.06	0	
					108.67				156.73	0	
						156.49			188.49	0	
					49.26				204.17	0	
					130.67				130.67	0	
					1337.02	437.73			3188.42	0	
					27.29				27.29	0	
		5bnk chg							5	0	
									479.64	0	
24.09					24.09				48.18	0	
			15.07						15.07	0	
						19.43			27.61	0	
									1444.17	0	
									1776.08	0	

[illegible]

					147.78				268.18	0	
					22.5	153.79			208.29	0	
					24.6				61.5	0	
					3.2				3.2	0	
					4.39				4.39	0	
					4.5				4.5	0	
					1.99				1.99	0	
					16.89				16.89	0	
					1.89				1.89	0	
					6.99				6.99	0	
					1.49				1.49	0	
					26.55				26.55	0	
					10.03				10.03	0	
7.5									7.5	0	
16.5									16.5	0	
									0	0	
									0	0	
									0	0	
									0	0	
									0	0	
									0	0	
									0	0	
									0	0	
									0	0	
									0	0	
									0	0	
									0	0	
									0	0	
									0	0	
									0	0	
									0	0	
									0	0	
181.31	2840.4	79	2444.34	486.92	38790.43	8730.31	391	1296	84707.72		
151.28	620.25	13	186.25	199.99	37209.18	7660.03	80.75	11238	83633.64		
332.59	3460.65	92	2630.59	686.91	75999.61	16390.34	471.75	12534	168341.36		

Supplies & Services				Equipment							
Telephone/Internet	Prof Fees	Subscriptions	Trips/SE		Nursery	CIN	DCS	GRANTS			
									CHECK FIGURES		
					229.72				438.93	0	
			160						160	0	
					18				18	0	
									59.93	0	
						19.42			27.61	0	
					0.79				0.79	0	
					100				100	0	
					152.99				305.98	0	
									21.76	0	
			150						150	0	
		20			20				40	0	
			83.96						83.96	0	
					12.3				55.35	0	
						156.49			188.49	0	
									216.99	0	
									94.06	0	
									223.17	0	
									134.24	0	
						325.77			325.77	0	
									66.33	0	
									133.64	0	
									20	0	
					25				25	0	
			38.63						38.63	0	
									350	0	
						50			350	0	

						19.42			34.8	0	
			28.41						28.41	0	
			69.9						69.9	0	
					23.6				23.6	0	
									19.98	0	
					152.99				305.98	0	
					131.88				131.88	0	
									66.33	0	
						325.77			325.77	0	
									134.24	0	
									223.17	0	
									120.26	0	
									94.06	0	
									196.45	0	
						156.49			188.49	0	
									43.05	0	
					1591.55	489.55			3402	0	
					31.06				31.06	0	
			20.17						20.17	0	
									14.88	0	
24.25					24.25				48.5	0	
			10						10	0	
			14						14	0	
	5	bnk chg							5	0	
			55.95						55.95	0	
			40						40	0	
			9.98						9.98	0	
			81.92						81.92	0	
			17.43						17.43	0	
			18						18	0	
									89.69	0	
						325.77			325.77	0	
									222.97	0	
									171.75	0	
									110.84	0	
									253.48	0	

						102.49	54		188.49	0	
							43.2		43.2	0	
Supplies & Services											
Telephone/Internet	Prof Fees	Subscriptions	Trips/SE	Equipment	Nursery	CIN	DCS	GRANTS			
	397	sjk			925				1322	0	
					27.67				101.48	0	
			20.04						20.04	0	
					1670.8				1670.8	0	
					1211.92				1211.92	0	
					1344.09				1344.09	0	
					1073.45				1073.45	0	
					1035.27				1035.27	0	
					1073.05				1073.05	0	
					1008.57				1008.57	0	
					758.14				758.14	0	
									1444.17	0	
									1776.08	0	
			45						45	0	
					78.86				78.86	0	
					86.6				86.6	0	
			27.62						27.62	0	
			15.54						15.54	0	
									23.47	0	
			141.51						141.51	0	
			58						58	0	
					39.61				79.22	0	
			57.94						57.94	0	
			8						8	0	
									35.13	0	
					31.67				63.34	0	
					32.4				64.8	0	

					25				25	0
									656.7	0
									76.88	0
						148.89			232.79	0
					75.51				210.7	0
									90.67	0
									120.26	0
									223.17	0
									134.24	0
						325.77			325.77	0
									79.91	0
			229						229	0
							21.6		21.6	0
									14	0
						38.84			69.6	0
7.5									7.5	0
16.5									16.5	0
					18				18	0
									13.08	0
			29.87						29.87	0
					0.79				0.79	0
					229.65	19.42			473.73	0
			90.08						90.08	0
			24						24	0
			165						165	0
									94.06	0
									93.5	0
									223.17	0
									134.24	0
						325.97			325.97	0
									66.33	0
					49.5	148.89			291.12	0
					27.67				92.26	0
					289.45				333.24	0
									45.61	0
			20.01						20.01	0

[illegible]

					36	148.89			220.17	0	
					155.22				241.91	0	
									80.68	0	
		5	bnk chgs						5	0	
					204				204	0	
					14.01				14.01	0	
24.25					24.25				48.5	0	
									1775.88	0	
									1443.97	0	
					1345.51				1345.51	0	
					1073.45				1073.45	0	
					1219.18				1219.18	0	
					1265.03				1265.03	0	
					1073.05				1073.05	0	
					1017.97				1017.97	0	
					800.85				800.85	0	
					1156.15				1156.15	0	
		190	sjk		925				1115	0	
						19.42			34.8	0	
					27.68				70.73	0	
						148.89			214.34	0	
					293.65				353.28	0	
									94.06	0	
									120.26	0	
									222.97	0	
									142.63	0	
						325.77			325.77	0	
									66.33	0	
					575.48	430.02			2327.26	0	
					127.26				254.53	0	
		121.2	dbb			55.8			177	0	
						19.42			34.8	0	
				20.32					20.32	0	
					15.38				79.96	0	
						148.89			188.49	0	
					239.12				299.14	0	

									90.67	0	
									116.87	0	
									223.17	0	
									134.24	0	
						325.77			325.77	0	
									66.33	0	
					88.9				177.8	0	
					22.5				71.49	0	
					24.78				24.78	0	
					301.38				510.61	0	
						13.2			13.2	0	
									16.08	0	
					148.49				148.49	0	
7.5									7.5	0	
					16.5				16.5	0	
					0.79				0.79	0	
						19.42			34.8	0	
			20.34						20.34	0	
									66.33	0	
									142.63	0	
						325.77			325.77	0	
									120.26	0	
									94.06	0	
					79.71				190.66	0	
					86.51	156.49			283	0	
									89.18	0	
									78.3	0	
									240	0	
					32.25				32.25	0	
									8.97	0	
									66.33	0	
						325.97			325.97	0	
									151.02	0	
									120.26	0	
									94.06	0	
					176.19				256.37	0	

					22.5	156.49			208.29	0	
									64.58	0	
									12.35	0	
									14.77	0	
					1				1826.74	0	
									40.24	0	
					13.67				13.67	0	
		5 bnk chg							5	0	
48.96									48.96	0	
						19.42			0	0	
						19.42			0	0	
									1776.08	0	
									1444.17	0	
					844.39				844.39	0	
					1244.22				1244.22	0	
					1290.84				1290.84	0	
					863.95				863.95	0	
					1003.01				1003.01	0	
					836.71				836.71	0	
					906.72				906.72	0	
					1121.61				1121.61	0	
		351 sjk			925				1276	0	
									66.53	0	
			15.37						0	0	
			53						0	0	
					175.79				288.15	0	
									240.52	0	
									64.58	0	
							156.49		203.26	0	
					281.07				655.32	0	
									63.91	0	
									167.58	0	
						325.77			325.77	0	
									120.26	0	
					86.38				86.38	0	
					4460				4460	0	

					30.33				30.33	0	
									7.68	0	
						19.42			19.42	0	
						19.42			19.42	0	
						19.42			19.42	0	
						19.42			19.42	0	
						19.42			19.42	0	
						19.42			19.42	0	
						19.42			19.42	0	
						19.42			19.42	0	
						19.42			19.42	0	
						19.42			19.42	0	
									0	0	
									0	0	
									0	0	
									0	0	
145.46	1074.2	33	2248.24	0	40762.81	7324.14	275.29	0	80603.19	-80603.19	
332.59	3460.65	92	2630.59	686.91	75999.61	16390.34	471.75	12534	168341.36		
478.05	4534.85	125	4878.83	686.91	116762.42	23714.48	747.04	12534	248944.55		
Supplies & Services											
Telephone/Internet	Prof Fees	Subscriptions	Trips/SE	Equipment	Nursery	CIN	DCS	GRANTS			
									66.33	0	
									64.58	0	
						156.49			188.49	0	
									128.68	0	
									94.06	0	
									134.24	0	
						325.77			325.77	0	

					0.79				0.79	0	
7.5									7.5	0	
						19.42			19.42	0	
					33.47				33.47	0	
									99.6	0	
					58.75				58.75	0	
					105.09				210.19	0	
									18.59	0	
					46.11				92.22	0	
									64.58	0	
					102.96	156.49			291.45	0	
					46.15				190.66	0	
									124.22	0	
									118.86	0	
									155.22	0	
						325.77			325.77	0	
									66.33	0	
					245.89				491.78	0	
					251.14				460.44	0	
	5 bnk chg								5	0	
						19.42			19.42	0	
									18.43	0	
									2.85	0	
					91.68				91.68	0	
					58.75				58.75	0	
					106.25				106.25	0	
									64.58	0	
									1443.97	0	
									66.33	0	
						325.77			325.77	0	
									178.66	0	
									117.46	0	
									63.91	0	
									196.45	0	
					126.72	156.49			315.21	0	
					53.84				53.84	0	

					877.8				877.8	0	
					1056.86				1056.86	0	
					1100.47				1100.47	0	
					1073.45				1073.45	0	
					1014.05				1014.05	0	
					1206.72				1206.72	0	
					1195.49				1195.49	0	
					939.68				939.68	0	
									1776.08	0	
	236	sjk			950				1186	0	
					58.31				58.31	0	
									30.15	0	
					19				19	0	
									20.02	0	
25.17					25.17				50.34	0	
									38.22	0	
					648.16	525.9			2032.58	0	
									34.38	0	
						19.42			19.42	0	
									37.02	0	
									11.78	0	
			30						30	0	
									34.97	0	
									24.97	0	
									66.33	0	
					51.81				103.62	0	
						325.97			325.97	0	
									186.05	0	
									117.46	0	
									94.06	0	
									196.25	0	
									80.85	0	
					126.72	156.49			315.21	0	
					110.12				220.24	0	
			20						20	0	
			33.7						33.7	0	

[illegible]

									16.93	0	
									66.33	0	
						325.77			325.77	0	
									174.97	0	
									119.26	0	
									90.67	0	
									196.45	0	
					126.72	156.49			315.21	0	
									84.7	0	
			5						11	0	
			20.01						20.01	0	
						19.42			19.42	0	
									66.33	0	
						325.77			325.77	0	
									174.97	0	
									113.27	0	
									90.67	0	
									196.45	0	
					126.72	156.49			315.21	0	
									80.85	0	
					106.25				106.25	0	
									2.95	0	
					385.3	534.39			2030.39	0	
		5 bnk chg							5	0	
25.49					25.49				50.98	0	
									1444.17	0	
									1775.88	0	
					1340.57				1340.57	0	
					844.39				844.39	0	
					1419.69				1419.69	0	
					1109.78				1109.78	0	
					1132.58				1132.58	0	
					1083.7				1083.7	0	
					965.18				965.18	0	
					1202.36				1202.36	0	
					134.24				134.24	0	

[illegible]

16.5									16.5	0	
					0.79				0.79	0	
						19.42			19.42	0	
					26				26	0	
					26				26	0	
					26				26	0	
					13				13	0	
					26				26	0	
					13				13	0	
									66.33	0	
						325.97			325.97	0	
									142.63	0	
									117.07	0	
									90.67	0	
									196.45	0	
					144	139.21			315.21	0	
					23.1				103.95	0	
					39.76				79.51	0	
					25				25	0	
					135.95				135.95	0	
				35					38.5	0	
						19.42			19.42	0	
									2042.71	0	HMRC SAID
		25							25	0	
					49.8				49.8	0	
					835.68	535.76			2573.66	0	
									66.33	0	
									67.12	0	
						325.77			325.77	0	
									120.26	0	
									30.36	0	
									196.45	0	
					144	139.21			315.21	0	
									123.2	0	
									5.9	0	
					72				72	0	

	5	bnk chg							5	0	
25.36					25.35				50.71	0	
									87.8	0	
					50.4				50.4	0	
						19.42			19.42	0	
									135.64	0	
									46.44	0	
									101.44	0	
									180	0	
									9.27	0	
			20.53						20.53	0	
					987.07				987.07	0	
					1164.56				1164.56	0	
					833.95				833.95	0	
					1089.39				1089.39	0	
					1073.05				1073.05	0	
					1265.03				1265.03	0	
					1240.66				1240.66	0	
					844.39				844.39	0	
									1776.08	0	
									1444.17	0	
	213	sjk			950				1163	0	
					19.25				180.95	0	
					288	278.42			630.42	0	
									392.9	0	
									121.34	0	
									227.34	0	
									268.48	0	
									132.66	0	
						651.54			651.54	0	
			20.07						20.07	0	
									7.17	0	
									7.12	0	
									49	0	
					573.17				573.17	0	
						19.42			19.42	0	

[illegible]

**Woodgate Adventure Playground
Bank account - Year ended**

###

Schedule	I11	
Prepared by:	LT	
Reviewed by:	AT	
Reviewed by:		

**Scottish Widows - 50944720799
CAF 90 Day Notice Account**

	<u>Ref</u>	<u>Code</u>	<u>DR</u>	<u>CR</u>
Balance b/f *			12,113.40	
Interest		17		
Transfer to CAF				
Balance c/f		11		12,113.40
			12,113.40	12,113.40

Woodgate Adventure Playground
Cash account - Year ended 31/03/21

Schedule:		I14	
Prepared by:	LT		
Reviewed by:	AT		
Finalised by:			

	<u>Ref</u>	<u>Code</u>	<u>DR</u>	<u>CR</u>
Balance b/f			2,247.34	
Balance c/f		I1		2,247.34
			<u>2,247.34</u>	<u>2,247.34</u>

**NO ANALYSIS PROVIDED OR EVIDENCE OF MOVEMENT IN
THE YEAR**

Woodgate Adventure Playground**Creditors Lead Schedule - Year ended****03/31/2022**

Schedule J1	
Prepared by:	LT
Reviewed by:	AT
Reviewed by:	

Code	2022
-------------	-------------

PAYE

M30	4,767.59
------------	----------

Wages Wages balance

M20	-
------------	---

Pensions wks 48-52 + march

M30	24.45
------------	-------

Accruals**Heat & Light**BG Business 23.3.22 inv £149.60 accrue
(Electric) for End of March say 7/31

23	33.00
-----------	-------

SSE Gas 6.1.22 inv £541.05 accrue 3
months

34	550.00
-----------	--------

Accountancy £720 accounts prep
£720 independent exam

41	720.00
34	720.00

6,815.04

Grants In Advance

LCC main - 1st qtr 22/23 rec'd 8.3.2022

10	29,143.75
-----------	-----------

LCC Play scheme

0.00

National Lottery - zip wire

0.00

29,143.75

35,958.79

2021

4,227.84

838.81

24.45

4,792.04

5,091.10

-299.06

280.00

830.51

583.00

1,110.51

-527.51**-826.57**

720.00

720.00

7,641.61

6,815.04

29,143.75

0.00

0.00

29,143.75**36,785.36**

Woodgate Adventure Playground
Wages Lead Schedule

	Gross	Tax
R Crane	160145.5	

Woodgate Adventure Playground
Wages summary - Year ended **31/03/21**

Schedule: I14		
Prepared by:	LT	
Reviewed by:		
Finalised by:		

From P60s - M2

pension
total pensers ees

First Name	Last Name		Gross per P60	PAYE	Ee's	Er's	student loans	AOE	Total cost
Mark	Conway	y	4,178.36	131.60	-	-			4,178.36
Rachel	Crane	y	21,450.45	1,788.00	1,432.23	1,747.28			23,197.73
Stacey	Jarvis	y	8,252.56	-	9.04	28.17			8,280.73
Susan	Massey								-
Marcus	Simon	y	6,667.57	-	-	-			6,667.57
Jenny	Smith	y	6,601.04	1,320.20	5.40	15.90			6,616.94
Stuart	Elliott	y	22,643.39	2,026.80	1,576.73	1,912.56			24,555.95
Maxine	Hay	y	28,909.12	3,030.00	2,328.63	2,777.25			31,686.37
Jaimie	Mawby	y	11,256.80	-	213.14	347.30			11,604.10
Amy	Carter (SMP)	y	6,299.58	217.40	280.74	364.27	40.00		6,663.85
Sumaiya	Baza	y	18,143.53	1,114.80	1,036.75	1,291.58			19,435.11
Alana	Waldron	y	19,073.36	1,300.80	1,148.33	1,419.90			20,493.26
Suzi	Slater	y	12,839.44	65.80	398.82	559.08			13,398.52
Samantha	Wright	y	1,364.62	272.80	28.26	44.10			1,408.72
Elizabeth	Dunmore								-
Sarah	Bell-Young	y	12,068.77	328.80	497.86	655.32			12,724.09
Jitel	Desai	y	12,104.33	336.00	502.12	660.23			12,764.56
Anna	Kucharczyk								-
Amy	Brentham	y	13,009.60	350.00	420.62	583.14			13,592.74
Megan	Robinson								-
Nic	Cookson	y	6,161.32	-	-	-			6,161.32
Jordan	Parker								-
Alice	Canfield								-
Sarah	Wyatt								-
Tracey	Newton								-
Alicia	Smith								-
Laura	Cartwright	y	15,071.12	512.20	674.53	867.62			15,938.74
Lisa	Sewell	y	10,633.96	62.80	420.72	558.34			11,192.30
0.00	0.00	0.00	236,728.92	12,858.00	10,973.92	13,832.04	40.00	-	250,560.96

Woodgate Adventure Playground										Schedule:	I14						
Wages summary - Year ended				31/03/20						Prepared by:	SJP						
										Reviewed by:	SJBC	08/15/2020					
										Finalised by:							

Woodgate Adventure Playground
Wages control - Year ended 31/03/20

Schedule: I14	
Prepared by:	SJP
Reviewed by:	SJBC
Finalised by:	

Code

DR

week 53 creditor b/f

net salaries paid		83,261.20
net salaries paid	nursery	108,859.19
net salaries paid	CIN	25,397.94
net salaries paid	DBS	747.04

gross salaries per summary

tax	#REF!
ee nic	#REF!
ee pension	#REF!
student loans	#REF!

creditor c/fwd	balancing figure	2,105.65
----------------	------------------	----------

#REF!

#REF!

last weekly wages paid 19/3/2020 03/12/2020

180.95		
630.42		
392.9	03/19/2020	paid
121.34	03/26/2020	unpaid
227.34	04/02/2020	unpaid
268.48		
132.66		
651.54		
2605.63		

123.2
315.21
196.45
30.36
120.26
67.12
66.33
325.77

08/15/2020

CR

838.81

247,016.76

247,855.57

03/26/2020 04/02/2020

N Cookson
S Slater
J H Mawby
J Smith
M Simon
S Jarvis
M Conway
R Crane

80.85	80.85
315.21	310.01
196.45	196.25
90.67	90.67
113.27	113.27
118.00	118.00
66.33	66.33
325.77	325.77
1,306.55	1,301.15

2,607.70

difference to calculated net due 502.05

					Salaries
	Date	Purpose	Amount	Payee	
57	4/18/2019	Apprentice	422.1	M C Robinson	
124	5/17/2019	Apprentice	468.33	M C Robinson	
	6/18/2019	Apprentice	402.03	M C Robinson	
48	4/18/2019	April Salary	1389.41	S Elliott	1389.41
49	4/18/2019	April Salary	1720.32	M Hay	1720.32
51	4/18/2019	April Salary	1474.65	A Summers	
52	4/18/2019	April Salary	1100.28	A Waldron	
53	4/18/2019	April Salary	1042.59	S Bell-Young	
54	4/18/2019	April Salary	1051.78	J Desai	
55	4/18/2019	April Salary	1037.78	A Kucharczyk	
56	4/18/2019	April Salary	650.94	A Graves	
	4/18/2019	April Salary	1053.01	S Baza	
217	8/19/2019	August Salary	1443.97	S Elliott	1443.97
218	8/19/2019	August Salary	1775.88	M Hay	1775.88
219	8/19/2019	August Salary	1557.14	A Summers	
220	8/19/2019	August Salary	1086.62	S Baza	
221	8/19/2019	August Salary	1136.39	A Waldron	
222	8/19/2019	August Salary	1073.05	S Bell-Young	
223	8/19/2019	August Salary	1073.45	J Desai	
224	8/19/2019	August Salary	1042.71	A Kucharczyk	
225	8/19/2019	August Salary	817.18	A Graves	
11	04/04/2019	CIN Wages	327.28	R Crane	
16	04/04/2019	CIN Wages	183.42	S Slater	32.84
27	11/04/2019	CIN Wages	325.97	R Crane	
33	11/04/2019	CIN Wages	183.9	S Slater	32.84
44	4/18/2019	CIN Wages	325.77	R Crane	
58	4/18/2019	CIN Wages	27.2	S Wright	
59	4/18/2019	CIN Wages	158.23	E Dunmore	
60	4/18/2019	CIN Wages	183.9	S Slater	32.84
66	4/25/2019	CIN Wages	325.77	R Crane	
71	4/25/2019	CIN Wages	183.9	S Slater	32.84
80	02/05/2019	CIN Wages	325.77	R Crane	
86	02/05/2019	CIN Wages	186.43	S Slater	32.84

97	09/05/2019	CIN Wages	325.77	R Crane	
103	09/05/2019	CIN Wages	184.53	S Slater	32.84
115	5/16/2019	CIN Wages	184.53	S Slater	32.84
121	5/16/2019	CIN Wages	325.97	R Crane	
126	5/23/2019	CIN Wages	184.53	S Slater	32.84
129	5/17/2019	CIN Wages	90.03	E Dunmore	
134	5/30/2019	CIN Wages	184.53	S Slater	32.84
139	5/23/2019	CIN Wages	325.77	R Crane	
139	5/30/2019	CIN Wages	325.77	R Crane	
164	06/06/2019	CIN Wages	325.77	R Crane	
170	06/06/2019	CIN Wages	184.53	S Slater	32
176	01/08/2019	CIN Wages	43.2	S J Wyatt	
179	01/08/2019	CIN Wages	188.49	S Slater	32
180	6/13/2019	CIN Wages	325.77	R Crane	
186	6/13/2019	CIN Wages	188.49	S Slater	32
188	08/08/2019	CIN Wages	325.97	R Crane	
197	08/08/2019	CIN Wages	218.03	S Slater	32
199	6/27/2019	CIN Wages	325.97	R Crane	
204	8/15/2019	CIN Wages	325.77	R Crane	
210	8/15/2019	CIN Wages	188.49	S Slater	32
211	04/07/2019	CIN Wages	195.88	S Slater	41.95
211	8/15/2019	CIN Wages	21.6	S Wright	
215	8/15/2019	CIN Wages	21.6	T Newton	
224	11/07/2019	CIN Wages	188.49	S Slater	32
229	8/22/2019	CIN Wages	325.77	R Crane	
232	11/07/2019	CIN Wages	325.77	R Crane	
234	7/18/2019	CIN Wages	43.2	Jordan Parker	
235	7/18/2019	CIN Wages	43.2	A Canfield	
235	8/22/2019	CIN Wages	203.26	S Slater	32
239	7/18/2019	CIN Wages	188.49	S Slater	32
244	8/30/2019	CIN Wages	325.77	R Crane	
245	7/18/2019	CIN Wages	325.77	R Crane	
250	8/30/2019	CIN Wages	188.49	S Slater	32
253	7/25/2019	CIN Wages	325.77	R Crane	
259	7/25/2019	CIN Wages	232.79	S Slater	83.9
261	7/25/2019	CIN Wages	50.4	J Parker	

261	05/09/2019	CIN Wages	325.77	R Crane	
262	7/25/2019	CIN Wages	72	A Canfield	
267	05/09/2019	CIN Wages	188.49	S Slater	32
296	03/10/2019	CIN Wages	188.49	S Slater	32
297	9/19/2019	CIN Wages	325.97	R Crane	
301	03/10/2019	CIN Wages	325.77	R Crane	
303	9/19/2019	CIN Wages	188.49	S Slater	32
316	10/10/2019	CIN Wages	325.77	R Crane	
317	9/26/2019	CIN Wages	325.77	R Crane	
322	10/10/2019	CIN Wages	188.49	S Slater	32
323	9/26/2019	CIN Wages	208.29	S Slater	32
339	10/17/2019	CIN Wages	325.77	R Crane	
343	10/17/2019	CIN Wages	188.49	S Slater	32
374	10/24/2019	CIN Wages	232.79	S Slater	83.9
380	10/24/2019	CIN Wages	325.77	R Crane	
400	10/31/2019	CIN Wages	325.97	R Crane	
402	10/31/2019	CIN Wages	291.12	S Slater	92.73
420	07/11/2019	CIN Wages	325.77	R Crane	
425	07/11/2019	CIN Wages	293.1	S Slater	92.46
438	11/14/2019	CIN Wages	325.77	R Crane	
443	11/14/2019	CIN Wages	220.17	S Slater	35.28
463	11/21/2019	CIN Wages	214.34	S Slater	65.45
469	11/21/2019	CIN Wages	325.77	R Crane	
477	11/28/2019	CIN Wages	188.49	S Slater	39.6
483	11/28/2019	CIN Wages	325.77	R Crane	
499	05/12/2019	CIN Wages	325.77	R Crane	
503	05/12/2019	CIN Wages	283	S Slater	40
510	12/12/2019	CIN Wages	325.97	R Crane	
515	12/12/2019	CIN Wages	208.29	S Slater	29.3
525	02/01/2020	CIN Wages	325.77	R Crane	
540	1/23/2020	CIN Wages	325.97	R Crane	
541	09/01/2020	CIN Wages	325.77	R Crane	
547	12/19/2019	CIN Wages	325.77	R Crane	
552	06/02/2020	CIN Wages	325.77	R Crane	
555	1/16/2020	CIN Wages	325.77	R Crane	
563	2/13/2020	CIN Wages	325.77	R Crane	

591	2/20/2020	CIN Wages	325.77	R Crane	
605	2/27/2020	CIN Wages	325.77	R Crane	
628	05/03/2020	CIN Wages	325.97	R Crane	
644	12/03/2020	CIN Wages	325.77	R Crane	
683	3/19/2020	CIN Wages	651.54	R Crane	
	6/18/2019	CIN Wages	110.9	E Dunmore	
	6/20/2019	CIN Wages	188.49	S Slater	32
	6/20/2019	CIN Wages	325.77	R Crane	
	6/27/2019	CIN Wages	188.49	S Slater	32
	04/07/2019	CIN Wages	325.77	R Crane	
	01/08/2019	CIN Wages	325.77	R Crane	
	12/09/2019	CIN Wages	325.77	R Crane	
	12/09/2019	CIN Wages	188.49	S Slater	32
	1/30/2020	CIN Wages	325.77	R Crane	
177	01/08/2019	DCS Wages	21.6	J Parker	
214	8/15/2019	DCS Wages	21.6	S Wyatt	
236	8/22/2019	DCS Wages	30.36	S Wright	
237	7/18/2019	DCS Wages	21.6	E Dunmore	
263	7/25/2019	DCS Wages	50.4	S J Wyatt	
264	7/25/2019	DCS Wages	7.2	T Newton	
265	7/25/2019	DCS Wages	28.8	A Smith	
344	10/17/2019	DCS Wages	43.2	S Wright	
383	10/24/2019	DCS Wages	21.6	T Newton	
526	12/18/2019	December Salary	1776.08	M Hay	1776.08
527	11/18/2019	December Salary	1444.17	S Elliott	1444.17
529	12/18/2019	December Salary	1244.22	S Baza	
530	12/18/2019	December Salary	1290.84	A Waldron	
531	12/18/2019	December Salary	863.95	S Bell-Young	
532	12/18/2019	December Salary	1003.01	J Desai	
533	12/18/2019	December Salary	836.71	A Bentham	
534	12/18/2019	December Salary	906.72	A Kucharczyk	
535	12/18/2019	December Salary	1121.61	L Cartwright	
575	2/18/2020	February Salary	1444.17	S Elliott	1444.17
576	2/18/2020	February Salary	1775.88	M Hay	1775.88
577	2/18/2020	February Salary	1340.57	S Baza	
579	2/18/2020	February Salary	1419.69	A Waldron	

580	2/18/2020	February Salary	1109.78	S Bell-Young	
581	2/18/2020	February Salary	1132.58	J Desai	
582	2/18/2020	February Salary	1083.7	A Kucharczyk	
583	2/18/2020	February Salary	965.18	A Graves	
584	2/18/2020	February Salary	1202.36	L Cartwright	
585	2/18/2020	February Salary	134.24	L Sewell	
230	8/22/2019	Holiday Pay	134.24	S Jarvis	134.24
245	8/30/2019	Holiday Pay	134.24	S Jarvis	134.24
262	05/09/2019	Holiday Pay	134.24	S Jarvis	134.24
514	1/17/2020	January Salary	877.8	A Graves	
515	1/17/2020	January Salary	1056.86	A Kucharczyk	
516	1/17/2020	January Salary	1100.47	L Cartwright	
517	1/17/2020	January Salary	1073.45	J Desai	
518	1/17/2020	January Salary	1014.05	S Bell-Young	
519	1/17/2020	January Salary	1206.72	A Waldron	
520	1/17/2020	January Salary	1195.49	S Baza	
522	1/17/2020	January Salary	1776.08	M Hay	1776.08
553	1/16/2020	January Salary	1443.97	S Elliott	1443.97
223	7/18/2019	July Salary	1776.08	M Hay	1776.08
224	7/18/2019	July Salary	1557.14	A Summers	
225	7/18/2019	July Salary	1042.71	A Kucharczyk	
226	7/18/2019	July Salary	1070.53	S Bell-Young	
227	7/18/2019	July Salary	750.36	A Graves	
228	7/18/2019	July Salary	1041.16	J Desai	
229	7/18/2019	July Salary	1181.51	A Waldron	
230	7/18/2019	July Salary	1203.97	S Baza	
255	7/18/2019	July Salary	1444.17	S Elliott	1444.17
194	6/18/2019	June Salary	1776.08	M Hay	1776.08
	6/18/2019	June Salary	1443.97	S Elliott	1443.97
	6/18/2019	June Salary	1218.01	S Baza	
	6/18/2019	June Salary	1194.09	A Waldron	
	6/18/2019	June Salary	1042.91	A Kucharczyk	
	6/18/2019	June Salary	1075.49	A Graves	
	6/18/2019	June Salary	1033.2	J Desai	
	6/18/2019	June Salary	1153.26	A Summers	
	6/18/2019	June Salary	995.26	S Bell-Young	

664	3/19/2020	March Salary	987.07	L Sewell	
665	3/19/2020	March Salary	1164.56	L Cartwright	
666	3/19/2020	March Salary	833.95	A Graves	
667	3/19/2020	March Salary	1089.39	J Desai	
668	3/19/2020	March Salary	1073.05	S Bell-Young	
669	3/19/2020	March Salary	1265.03	A Waldron	
670	3/19/2020	March Salary	1240.66	S Baza	
672	3/19/2020	March Salary	1776.08	M Hay	1776.08
673	3/19/2020	March Salary	1444.17	S Elliott	1444.17
10	04/04/2019	Maternity Pay	145.18	S Jarvis	145.18
28	11/04/2019	Maternity Pay	145.18	S Jarvis	145.18
45	4/18/2019	Maternity Pay	148.68	S Jarvis	148.68
65	4/25/2019	Maternity Pay	148.68	S Jarvis	148.68
81	02/05/2019	Maternity Pay	148.68	S Jarvis	148.68
98	09/05/2019	Maternity Pay	148.68	S Jarvis	148.68
120	5/16/2019	Maternity Pay	148.68	S Jarvis	148.68
138	5/30/2019	Maternity Pay	148.68	S Jarvis	148.68
140	5/23/2019	Maternity Pay	148.68	S Jarvis	148.68
165	06/06/2019	Maternity Pay	148.68	S Jarvis	148.68
181	6/13/2019	Maternity Pay	148.68	S Jarvis	148.68
192	08/08/2019	Maternity Pay	148.68	S Jarvis	148.68
198	6/27/2019	Maternity Pay	148.68	S Jarvis	148.68
205	8/15/2019	Maternity Pay	148.68	S Jarvis	148.68
244	7/18/2019	Maternity Pay	174.52	S Jarvis	148.68
254	7/25/2019	Maternity Pay	148.68	S Jarvis	148.68
452	11/18/2019	Maternity Pay	1345.51	A Summers	
521	1/17/2020	Maternity Pay	939.68	A Carter	
528	12/18/2019	Maternity Pay	844.39	A Carter	
578	2/18/2020	Maternity Pay	844.39	A Summers	
671	3/19/2020	Maternity Pay	844.39	A Carter	
	6/20/2019	Maternity Pay	148.68	S Jarvis	148.68
	04/07/2019	Maternity Pay	148.68	S Jarvis	148.68
	01/08/2019	Maternity Pay	148.68	S Jarvis	148.68
125	5/17/2019	Mays Salary	651.18	A Graves	
126	5/17/2019	Mays Salary	1042.71	A Kucharczyk	
127	5/17/2019	Mays Salary	1091.07	J Desai	

128	5/17/2019	Mays Salary	1091.53	S Bell-Young	
130	5/17/2019	Mays Salary	1143.84	A Waldron	
131	5/17/2019	Mays Salary	1093.31	S Baza	
132	5/17/2019	Mays Salary	1573.75	A Summers	
133	5/17/2019	Mays Salary	2188.25	M Hay	2188.25
134	5/17/2019	Mays Salary	1776.4	S Elliott	1776.4
450	11/18/2019	November Salary	1775.88	M Hay	1775.88
451	11/18/2019	November Salary	1443.97	S Elliott	1443.97
453	11/18/2019	November Salary	1073.45	J Desai	
454	11/18/2019	November Salary	1219.18	S Baza	
455	11/18/2019	November Salary	1265.03	A Waldron	
456	11/18/2019	November Salary	1073.05	S Bell-Young	
457	11/18/2019	November Salary	1017.97	A Kucharczky	
458	11/18/2019	November Salary	800.85	A Graves	
459	11/18/2019	November Salary	1156.15	L Cartwright	
203	6/28/2019	Nursery Wages	61.5	N Cookson	
254	1/17/2020	Owed Salary	58.31	A Waldron	
525	1/17/2020	Owed Wages	30.15	J Smith	30.15
554	1/16/2020	Paternity Leave	66.33	M Conway	66.33
348	10/18/2019	Salary	1670.8	A Summers	
349	10/18/2019	Salary	1211.92	S Baza	
350	10/18/2019	Salary	1344.09	A Waldron	
351	10/18/2019	Salary	1073.45	J Desai	
352	10/18/2019	Salary	1035.27	A Kucharczky	
353	10/18/2019	Salary	1073.05	S Bell-Young	
354	10/18/2019	Salary	1008.57	L Cartwright	
354	10/18/2019	Salary	758.14	A Graves	
355	10/18/2019	Salary	1444.17	S Elliott	1444.17
356	10/18/2019	Salary	1776.08	M Hay	1776.08
196	6/21/2019	Salary Owed	24.11	S Bell-Young	
358	10/21/2019	Salary Owed	78.86	A Graves	
359	10/21/2019	Salary Owed	86.6	L Cartwright	
549	12/20/2019	Salary Owed	86.38	J Desai	
	6/20/2019	Salary Owed	382.12	A Summers	
	6/20/2019	Salary Owed	97.67	M Hay	
284	9/18/2019	September Salary	1444.17	S Elliott	1444.17

285	9/18/2019	September Salary	1776.08	M Hay	1776.08
287	9/18/2019	September Salary	832.79	A Graves	
288	9/18/2019	September Salary	948.11	L Cartwright	
289	9/18/2019	September Salary	1053.24	A Kucharczyk	
290	9/18/2019	September Salary	1073.25	J Desai	
291	9/18/2019	September Salary	1073.05	S Bell-Young	
292	9/18/2019	September Salary	1276.09	A Waldron	
293	9/18/2019	September Salary	1223.27	S Baza	
294	9/18/2019	September Salary	1573.62	A Summers	
505	05/12/2019	SSP	78.3	S Massey	78.3
0	8/15/2019	Summer Wages	165.97	M Simon	165.97
178	01/08/2019	Summer Wages	101.48	N Cookson	101.48
180	01/08/2019	Summer Wages	232.96	J Hay Mawby	232.96
181	01/08/2019	Summer Wages	79.3	J Smith	79.3
182	01/08/2019	Summer Wages	188.9	M Simon	188.9
190	08/08/2019	Summer Wages	79.1	J Smith	79.1
191	08/08/2019	Summer Wages	207.81	J Hay Mawby	207.81
195	08/08/2019	Summer Wages	101.48	N Cookson	101.48
196	08/08/2019	Summer Wages	153.81	M Simon	153.81
203	8/15/2019	Summer Wages	149.98	M Conway	149.98
208	8/15/2019	Summer Wages	79.3	J Smith	79.3
209	8/15/2019	Summer Wages	233.63	J Hay Mawby	233.63
212	8/15/2019	Summer Wages	110.7	N Cookson	110.7
228	8/22/2019	Summer Wages	83.1	M Conway	83.1
232	8/22/2019	Summer Wages	160.38	M Simon	160.38
233	8/22/2019	Summer Wages	79.1	J Smith	79.1
234	8/22/2019	Summer Wages	253.48	J Hay Mawby	253.48
236	7/18/2019	Summer Wages	150.21	M Conway	150.21
237	8/22/2019	Summer Wages	168.76	N Cookson	168.76
238	7/18/2019	Summer Wages	119.93	N Cookson	119.93
240	7/18/2019	Summer Wages	328.3	J Hay Mawby	114.84
241	7/18/2019	Summer Wages	79.1	J Smith	79.1
242	7/18/2019	Summer Wages	117.46	M Simon	117.46
243	7/18/2019	Summer Wages	274.63	S Massey	274.63
252	7/25/2019	Summer Wages	150.18	M Conway	150.18
255	7/25/2019	Summer Wages	288.91	S Massey	288.91

256	7/25/2019	Summer Wages	200.78	M Simon	200.78
257	7/25/2019	Summer Wages	72.51	J Smith	72.51
258	7/25/2019	Summer Wages	151.37	J Hay Mawby	102.11
260	7/25/2019	Summer Wages	92.25	N Cookson	92.25
	01/08/2019	Summer Wages	288.91	S Massey	288.91
	01/08/2019	Summer Wages	149.98	M Conway	149.98
187	08/08/2019	Summer Wages	149.98	M Conway	149.98
9	04/04/2019	Wages	218.8	S Massey	218.8
12	04/04/2019	Wages	61.58	M Conway	61.58
13	04/04/2019	Wages	78	M Simon	78
14	04/04/2019	Wages	104.14	J Smith	104.14
15	04/04/2019	Wages	200.07	J Hay Mawby	78
26	11/04/2019	Wages	61.5	M Conway	61.5
29	11/04/2019	Wages	217.74	S Massey	217.74
30	11/04/2019	Wages	106.73	M Simon	106.73
31	11/04/2019	Wages	104.14	J Smith	104.14
32	11/04/2019	Wages	280.27	J Hay Mawby	78
42	4/18/2019	Wages	151.2	M Conway	151.2
43	4/18/2019	Wages	258.81	S Massey	258.81
46	4/18/2019	Wages	190.94	M Simon	190.94
47	4/18/2019	Wages	113.86	J Smith	113.86
50	4/18/2019	Wages	211.6	J Hay Mawby	164.8
64	4/25/2019	Wages	98.03	M Conway	98.03
67	4/25/2019	Wages	239.45	S Massey	239.45
68	4/25/2019	Wages	154.3	M Simon	154.3
69	4/25/2019	Wages	110.55	J Smith	110.55
70	4/25/2019	Wages	204.2	J Hay Mawby	110.61
79	02/05/2019	Wages	72.13	M Conway	72.13
82	02/05/2019	Wages	234.57	S Massey	234.57
83	02/05/2019	Wages	128.52	M Simon	128.52
84	02/05/2019	Wages	112.38	J Smith	112.38
85	02/05/2019	Wages	157.35	J Hay Mawby	79.71
96	09/05/2019	Wages	66.33	M Conway	66.33
99	09/05/2019	Wages	223.17	S Massey	223.17
100	09/05/2019	Wages	120.26	M Simon	120.26
101	09/05/2019	Wages	106.06	J Smith	106.06

102	09/05/2019	Wages	295.98	J Hay Mawby	61.99
116	5/16/2019	Wages	180.38	J Hay Mawby	77.75
117	5/16/2019	Wages	106.06	J Smith	106.06
118	5/16/2019	Wages	120.26	M Simon	120.26
119	5/16/2019	Wages	223.17	S Massey	223.17
122	5/16/2019	Wages	66.33	M Conway	66.33
133	5/30/2019	Wages	218	J Hay Mawby	171.2
135	5/30/2019	Wages	124.53	J Smith	124.53
136	5/30/2019	Wages	164.52	M Simon	164.52
137	5/30/2019	Wages	243.54	S Massey	243.54
138	5/23/2019	Wages	66.33	M Conway	66.33
140	5/30/2019	Wages	103.27	M Conway	103.27
141	5/23/2019	Wages	222.97	S Massey	222.97
142	5/23/2019	Wages	120.26	M Simon	120.26
143	5/23/2019	Wages	106.06	J Smith	106.06
144	5/23/2019	Wages	254.79	J Hay Mawby	67.6
163	06/06/2019	Wages	66.33	M Conway	66.33
166	06/06/2019	Wages	233.87	S Massey	233.87
167	06/06/2019	Wages	120.46	M Simon	120.46
168	06/06/2019	Wages	106.06	J Smith	106.06
169	06/06/2019	Wages	250.52	J Hay Mawby	110.13
179	6/13/2019	Wages	66.33	M Conway	66.33
182	6/13/2019	Wages	223.17	S Massey	223.17
183	6/13/2019	Wages	120.26	M Simon	120.26
184	6/13/2019	Wages	106.06	J Smith	106.06
185	6/13/2019	Wages	213.61	J Hay Mawby	73.22
186	08/08/2019	Wages	86.4	Tracey Newton	
189	08/08/2019	Wages	287.54	S Massey	287.54
193	08/08/2019	Wages	21.6	S Wyatt	
194	08/08/2019	Wages	43.2	A Canfield	
197	6/27/2019	Wages	223.17	S Massey	223.17
200	6/27/2019	Wages	63.93	M Conway	63.93
201	6/27/2019	Wages	250.64	J Hay Mawby	61.81
206	8/15/2019	Wages	287.54	S Massey	287.54
208	04/07/2019	Wages	295.59	J Hay Mawby	49.29
209	04/07/2019	Wages	112.85	J Smith	112.85

210	04/07/2019	Wages	126.85	M Simon	126.85
213	8/15/2019	Wages	43.2	A Canfield	
227	11/07/2019	Wages	267.31	J Hay Mawby	53.85
228	11/07/2019	Wages	106.06	J Smith	106.06
229	11/07/2019	Wages	119.86	M Simon	119.86
230	11/07/2019	Wages	223.17	S Massey	223.17
231	11/07/2019	Wages	148.68	S Jarvis	148.68
231	8/22/2019	Wages	239.11	S Massey	239.11
233	11/07/2019	Wages	62.93	M Conway	62.93
238	8/22/2019	Wages	64.8	A Canfield	
246	8/30/2019	Wages	223.17	S Massey	223.17
247	8/30/2019	Wages	120.26	M Simon	120.26
248	8/30/2019	Wages	106.06	J Smith	106.06
249	8/30/2019	Wages	168.82	J Hay Mawby	168.82
260	05/09/2019	Wages	66.33	M Conway	66.33
263	05/09/2019	Wages	222.97	S Massey	222.97
264	05/09/2019	Wages	120.26	S Marcus	120.26
265	05/09/2019	Wages	106.06	J Smith	106.06
266	05/09/2019	Wages	169.02	J Hay Mawby	169.02
295	03/10/2019	Wages	55.35	N Cookson	43.05
296	9/19/2019	Wages	66.33	M Conway	66.33
297	03/10/2019	Wages	216.99	J Hay Mawby	216.99
298	9/19/2019	Wages	134.24	S Jarvis	134.24
298	03/10/2019	Wages	94.06	J Smith	94.06
299	9/19/2019	Wages	223.17	S Massey	223.17
299	03/10/2019	Wages	223.17	S Massey	223.17
300	9/19/2019	Wages	120.46	M Simon	120.46
300	03/10/2019	Wages	134.24	S Jarvis	134.24
301	9/19/2019	Wages	94.06	J Smith	94.06
302	9/19/2019	Wages	335.48	J Hay Mawby	89.18
302	03/10/2019	Wages	66.33	M Conway	66.33
303	03/10/2019	Wages	133.64	M Simon	133.64
304	9/19/2019	Wages	61.5	N Cookson	36.9
315	10/10/2019	Wages	66.33	M Conway	66.33
316	9/26/2019	Wages	66.53	M Conway	66.53
317	10/10/2019	Wages	134.24	S Jarvis	134.24

318	9/26/2019	Wages	134.24	S Jarvis	134.24
318	10/10/2019	Wages	223.17	S Massey	223.17
319	9/26/2019	Wages	222.97	S Massey	222.97
319	10/10/2019	Wages	120.26	M Simon	120.26
320	9/26/2019	Wages	120.26	M Simon	120.26
320	10/10/2019	Wages	94.06	J Smith	94.06
321	9/26/2019	Wages	94.06	J Smith	94.06
321	10/10/2019	Wages	196.45	J Hay Mawby	196.45
322	9/26/2019	Wages	268.18	J Hay Mawby	120.4
323	10/10/2019	Wages	43.05	N Cookson	43.05
324	9/26/2019	Wages	61.5	N Cookson	36.9
338	10/17/2019	Wages	89.69	M Conway	89.69
339	10/17/2019	Wages	222.97	S Massey	222.97
340	10/17/2019	Wages	171.75	M Simon	171.75
341	10/17/2019	Wages	110.84	J Smith	110.84
342	10/17/2019	Wages	253.48	J Hay Mawby	253.48
346	10/17/2019	Wages	101.48	N Cookson	73.81
373	10/24/2019	Wages	76.88	N Cookson	76.88
375	10/24/2019	Wages	210.7	J Hay Mawby	135.19
376	10/24/2019	Wages	90.67	J Smith	90.67
377	10/24/2019	Wages	120.26	M Simon	120.26
378	10/24/2019	Wages	223.17	S Massey	223.17
379	10/24/2019	Wages	134.24	S Jarvis	134.24
381	10/24/2019	Wages	79.91	M Conway	79.91
396	10/31/2019	Wages	94.06	J Smith	94.06
397	10/31/2019	Wages	93.5	M Simon	93.5
398	10/31/2019	Wages	223.17	S Massey	223.17
399	10/31/2019	Wages	134.24	S Jarvis	134.24
401	10/31/2019	Wages	66.33	M Conway	66.33
403	10/31/2019	Wages	92.26	N Cookson	64.59
404	10/31/2019	Wages	333.24	J Hay Mawby	43.79
419	07/11/2019	Wages	66.33	M Conway	66.33
421	07/11/2019	Wages	146.83	S Jarvis	146.83
422	07/11/2019	Wages	120.26	M Simon	120.26
423	07/11/2019	Wages	94.06	J Smith	94.06
424	07/11/2019	Wages	165.63	J Hay Mawby	52.36

426	07/11/2019	Wages	107.63	N Cookson	107.63
434	08/11/2019	Wages	222.97	S Massey	222.97
437	11/14/2019	Wages	66.33	M Conway	66.33
439	11/14/2019	Wages	134.24	S Jarvis	134.24
440	11/14/2019	Wages	223.17	S Massey	223.17
441	11/14/2019	Wages	120.26	M Simon	120.26
442	11/14/2019	Wages	64.58	N Cookson	64.58
444	11/14/2019	Wages	241.91	J Hay Mawby	86.69
445	11/14/2019	Wages	80.68	J Smith	80.68
462	11/21/2019	Wages	70.73	N Cookson	43.05
464	11/21/2019	Wages	353.28	J Hay Mawby	59.63
465	11/21/2019	Wages	94.06	J Smith	94.06
466	11/21/2019	Wages	120.26	M Simon	120.26
467	11/21/2019	Wages	222.97	S Massey	222.97
468	11/21/2019	Wages	142.63	S Jarvis	142.63
470	11/21/2019	Wages	66.33	M Conway	66.33
476	11/28/2019	Wages	79.96	N Cookson	64.58
478	11/28/2019	Wages	299.14	J Hay Mawby	60.02
479	11/28/2019	Wages	90.67	J Smith	90.67
480	11/28/2019	Wages	116.87	M Simon	116.87
481	11/28/2019	Wages	223.17	S Massey	223.17
482	11/28/2019	Wages	134.24	S Jarvis	134.24
484	11/28/2019	Wages	66.33	M Conway	66.33
497	05/12/2019	Wages	66.33	M Conway	66.33
498	05/12/2019	Wages	142.63	S Jarvis	142.63
500	05/12/2019	Wages	120.26	M Simon	120.26
501	05/12/2019	Wages	94.06	J Smith	94.06
502	05/12/2019	Wages	190.66	J Hay Mawby	110.95
504	05/12/2019	Wages	89.18	N Cookson	89.18
509	12/12/2019	Wages	66.33	M Conway	66.33
511	12/12/2019	Wages	151.02	S Jarvis	151.02
512	12/12/2019	Wages	120.26	M Simon	120.26
513	12/12/2019	Wages	94.06	J Smith	94.06
514	12/12/2019	Wages	256.37	J Hay Mawby	80.18
516	12/12/2019	Wages	64.58	N Cookson	64.58
519	02/01/2020	Wages	66.33	M Conway	66.33

520	02/01/2020	Wages	64.58	N Cookson	64.58
521	02/01/2020	Wages	188.49	S Slater	32
522	02/01/2020	Wages	128.68	J Hay Mawby	128.68
523	02/01/2020	Wages	94.06	J Smith	94.06
524	02/01/2020	Wages	134.24	S Jarvis	134.24
535	09/01/2020	Wages	64.58	N Cookson	64.58
536	09/01/2020	Wages	291.45	S Slater	32
537	12/18/2019	Wages	66.53	M Conway	66.53
537	09/01/2020	Wages	190.66	J Hay Mawby	144.51
538	09/01/2020	Wages	124.22	J Smith	124.22
538	1/23/2020	Wages	66.33	M Conway	66.33
539	09/01/2020	Wages	118.86	M Simon	118.86
540	09/01/2020	Wages	155.22	S Jarvis	155.22
541	12/19/2019	Wages	240.52	M Simon	240.52
541	1/23/2020	Wages	186.05	S Jarvis	186.05
542	12/19/2019	Wages	64.58	N Cookson	64.58
542	09/01/2020	Wages	66.33	M Conway	66.33
542	1/23/2020	Wages	117.46	M Simon	117.46
543	12/19/2019	Wages	203.26	S Slater	46.77
543	1/23/2020	Wages	94.06	J Smith	94.06
544	12/19/2019	Wages	655.32	J Hay Mawby	374.25
544	1/23/2020	Wages	196.25	J Hay Mawby	196.25
545	12/19/2019	Wages	63.91	J Smith	63.91
545	1/23/2020	Wages	80.85	N Cookson	80.85
546	12/19/2019	Wages	167.58	S Jarvis	167.58
546	1/23/2020	Wages	315.21	S Slater	32
548	12/19/2019	Wages	120.26	M Simon	120.26
551	1/30/2020	Wages	335.01	S Slater	32
551	06/02/2020	Wages	66.33	M Conway	66.33
552	1/16/2020	Wages	64.58	N Cookson	64.58
552	1/30/2020	Wages	88.55	N Cookson	88.55
553	06/02/2020	Wages	174.97	S Jarvis	174.97
554	06/02/2020	Wages	119.26	M Simon	119.26
555	06/02/2020	Wages	90.67	J Smith	90.67
556	1/16/2020	Wages	178.66	S Jarvis	178.66
556	06/02/2020	Wages	196.45	J H Mawby	196.45

557	1/16/2020	Wages	117.46	M Simon	117.46
557	06/02/2020	Wages	315.21	S Slater	32
558	1/16/2020	Wages	63.91	J Smith	63.91
558	06/02/2020	Wages	84.7	N Cookson	84.7
559	1/16/2020	Wages	196.45	J Hay Mawby	196.45
560	1/16/2020	Wages	315.21	S Slater	32
562	2/13/2020	Wages	66.33	M Conway	66.33
564	2/13/2020	Wages	174.97	S Jarvis	174.97
565	2/13/2020	Wages	113.27	M Simon	113.27
566	2/13/2020	Wages	90.67	J Smith	90.67
567	2/13/2020	Wages	196.45	J H Mawby	196.45
568	2/13/2020	Wages	315.21	S Slater	32
569	2/13/2020	Wages	80.85	N Cookson	80.85
590	2/20/2020	Wages	161.35	M Conway	161.35
592	2/20/2020	Wages	197.12	S Jarvis	197.12
593	2/20/2020	Wages	190.61	M Simon	190.61
594	2/20/2020	Wages	97.46	J Smith	97.46
595	2/20/2020	Wages	199.13	J H Mawby	199.13
596	2/20/2020	Wages	315.21	S Slater	32
597	2/20/2020	Wages	146.65	S Wright	146.65
598	2/20/2020	Wages	115.5	N Cookson	115.5
604	2/27/2020	Wages	66.53	M Conway	66.53
606	2/27/2020	Wages	174.97	S Jarvis	174.97
607	2/27/2020	Wages	120.26	M Simon	120.26
608	2/27/2020	Wages	90.67	J Smith	90.67
609	2/27/2020	Wages	196.45	J H Mawby	196.45
627	05/03/2020	Wages	66.33	M Conway	66.33
629	05/03/2020	Wages	117.07	M Simon	117.07
630	05/03/2020	Wages	90.67	J Smith	90.67
631	05/03/2020	Wages	196.45	J H Mawby	196.45
632	05/03/2020	Wages	315.21	S Slater	32
633	05/03/2020	Wages	103.95	N Cookson	80.85
642	12/03/2020	Wages	66.33	M Conway	66.33
643	12/03/2020	Wages	67.12	S Jarvis	67.12
645	12/03/2020	Wages	120.26	M Simon	120.26
646	12/03/2020	Wages	30.36	J Smith	30.36

647	12/03/2020	Wages	196.45	J H Mawby	196.45
648	12/03/2020	Wages	315.21	S Slater	32
649	12/03/2020	Wages	123.2	N Cookson	123.2
675	3/19/2020	Wages	180.95	N Cookson	161.7
676	3/19/2020	Wages	630.42	S Slater	64
677	3/19/2020	Wages	392.9	J H Mawby	392.9
678	3/19/2020	Wages	121.34	J Smith	121.34
679	3/19/2020	Wages	227.34	M Simon	227.34
680	3/19/2020	Wages	268.48	S Jarvis	268.48
681	3/19/2020	Wages	132.66	M Conway	132.66
	6/20/2019	Wages	66.33	M Conway	66.33
	6/20/2019	Wages	222.97	S Massey	222.97
	6/20/2019	Wages	120.26	M Simon	120.26
	6/20/2019	Wages	106.06	J Smith	106.06
	6/20/2019	Wages	292.38	J Hay Mawby	58.4
	6/27/2019	Wages	105.86	J Smith	105.86
	6/27/2019	Wages	120.26	M Simon	120.26
	04/07/2019	Wages	75.51	M Conway	75.51
	04/07/2019	Wages	228.41	S Massey	228.41
	12/09/2019	Wages	83.1	M Conway	83.1
	12/09/2019	Wages	134.24	S Jarvis	134.24
	12/09/2019	Wages	223.17	S Massey	223.17
	12/09/2019	Wages	126.85	M Simon	126.85
	12/09/2019	Wages	94.06	J Smith	94.06
	12/09/2019	Wages	156.73	N Cookson	48.06
	12/09/2019	Wages	204.17	J Hay Mawby	154.91
	1/30/2020	Wages	66.33	M Conway	66.33
	1/30/2020	Wages	174.97	S Jarvis	174.97
	1/30/2020	Wages	173.17	M Simon	173.17
	1/30/2020	Wages	94.06	J Smith	94.06
	1/30/2020	Wages	196.45	J Hay Mawby	196.45
	2/27/2020	Wages	315.21	S Slater	32
	2/27/2020	Wages	115.5	N Cookson	115.5
	05/03/2020	Wages	142.63	S Jarvis	142.63
246	7/18/2019	Wages Owed	18.98	J Hay Mawby	18.98
428	07/11/2019	Wages Owed	46.6	S Jarvis	46.6

429	07/11/2019	Wages Owed	76.48	J Hay Mawby	76.48
430	07/11/2019	Wages Owed	16.78	J Smith	16.78
431	07/11/2019	Wages Owed	9.98	M Conway	9.98
432	07/11/2019	Wages Owed	18.46	S Slater	18.46
433	07/11/2019	Wages Owed	15.37	N Cookson	15.37
486	11/28/2019	Wages Owed	71.49	S Slater	48.99
518	12/12/2019	Wages Owed	14.77	S Slater	14.77
			217596.46		
148	5/30/2019	Tax Period 12	2260.79	HMRC cred	
149	5/30/2019	Tax Period 1	1344.08	HMRC	
226	11/07/2019	Tax Period 2	1826.18	HMRC	
225	11/07/2019	Tax Period 3 paid 3353.46	1527.28	HMRC	
215	05/07/2019	Tax Period 4 may june	3293.07	HMRC	
639	12/03/2020	Tax Owed??	2042.71	HMRC	
	12/09/2019	Tax Period 5	3188.42	HMRC	
324	10/10/2019	Tax Period 6	3,402.00	HMRC	
471	11/21/2019	Tax Period 7	2327.26	HMRC	
519	12/12/2019	Tax Period 8	1826.74	HMRC	
530	1/21/2020	Tax Period 9	2032.58	HMRC	
572	2/13/2020	Tax Period 10	2030.39	HMRC	
642	12/03/2020	Tax Period 11	2573.66	HMRC	
			29675.16		
405	10/31/2019	PAYE Interest	45.61	HMRC	

8	03/04/2019	Pension WK 50	17.04	NEST	
	04/18/2019	Pension WK51/52	34.08	NEST	
	04/24/2019	Pension WK53	17.3	NEST	
73	04/29/2019	Pension April	501.67	NEST	
128	05/24/2019	Pensions WK3/4	56.99	NEST	
131	05/29/2019	Pensions May/WK5	514.49	NEST	
173	06/07/2019	Pension WK6	31.27	NEST	
178	06/12/2019	Pension WK7	31.27	NEST	
	06/19/2019	Pension WK8	29.83	NEST	
	07/02/2019	Pension June&WK9	547.06	NEST	
	07/03/2019	Pension WK10	27.61	NEST	
	07/16/2019	Pension WK11	27.61	NEST	
251	07/17/2019	Pension WK12	27.61	NEST	
251	07/24/2019	Pension WK13	28.19	NEST	
266	07/29/2019	Pension JULY	495.48	NEST	
172	07/31/2019	Pension WK14	27.61	NEST	
89	08/05/2019	Pensions WK1/2	58.52	NEST	
199	08/13/2019	Pension WK15	33.24	NEST	
200	08/14/2019	Pension WK16	34.8	NEST	
259	09/05/2019	Pension Aug/WK17/18/19	610.12	NEST	
308	09/10/2019	Pension WK24	34.8	NEST	
271	09/11/2019	Pension 20	29.36	NEST	
283	09/18/2019	Pension WK21	27.61	NEST	
309	09/25/2019	Pension	34.8	NEST	
355	10/01/2019	Pension September	438.93	NEST	
359	10/02/2019	Pension WK 23	27.61	NEST	
385	10/25/2019	Pension	69.6	NEST	
392	10/31/2019	Pension MH 7 & WK27	473.73	NEST	
416	11/06/2019	Pension WK 28	34.8	NEST	
436	11/14/2019	Pension 29	34.8	NEST	
461	11/20/2019	Pension 30	34.8	NEST	
474	11/27/2019	Pension 31	34.8	NEST	

488	11/29/2019	Pension MTH 8	510.61	NEST	
495	12/04/2019	Pension 32	34.8	NEST	
524	12/17/2019	Pension 33	34.8	NEST	
525	12/18/2019	Pension 34	34.8	NEST	
553	12/24/2019	Pension 35	19.42	NEST	
554	12/24/2019	Pension 36	20.42	NEST	
555	12/24/2019	Pension 37	21.42	NEST	
556	12/24/2019	Pension 38	22.42	NEST	
557	12/24/2019	Pension 39	23.42	NEST	
558	12/24/2019	Pension 40	24.42	NEST	
559	12/24/2019	Pension 41	25.42	NEST	
560	12/24/2019	Pension 42	26.42	NEST	
561	12/24/2019	Pension 43	27.42	NEST	
562	12/24/2019	Pension 44	28.42	NEST	
528	01/08/2020	Pension WK37	19.42	NEST	
544	01/13/2020	Pension MT 9	460.44	NEST	
546	01/15/2020	Pension 38	19.42	NEST	
532	01/22/2020	Pension 39	19.42	NEST	
	01/29/2020	Pension MH10	479.86	NEST	
547	02/05/2020	Pension WK40	19.42	NEST	
561	02/12/2020	Pension WK41	19.42	NEST	
587	02/19/2020	Pension WK42	19.42	NEST	
603	02/26/2020	Pension WK43	19.42	NEST	
612	02/28/2020	Pension	553.37	NEST	
621	03/04/2020	Pension WK44	19.42	NEST	
638	03/11/2020	Pension WK45	19.42	NEST	
657	03/18/2020	Pension WK46	19.42	NEST	
	03/25/2020	Pension WK 47	19.42	NEST	
			6988.93		

Pension	TAX	NI	Nursery	CIN	DCS		
			part Allocate	part Allocate			
			422.10				
			468.33				
			402.03				
			1,474.65				
			1,100.28				
			1,042.59				
			1,051.78				
			1,037.78				
			650.94				
			1,053.01				
			1557.14				
			1086.62				
			1136.39				
			1073.05				
			1073.45				
			1042.71				
			817.18				
				327.28			
				150.58			
				325.97			
				151.06			
				325.77			
				27.2			
				158.23			
				151.06			
				325.77			
				151.06			
				325.77			
				153.59			

				325.77			
				151.69			
				151.69			
				325.97			
				151.69			
				64.53	25.5		
				151.69			
				325.77			
				325.77			
				325.77			
				152.53			
				43.2			
				156.49			
				325.77			
				156.49			
				325.97			
				186.03			
				325.97			
				325.77			
				156.49			
				153.93			
				21.6			
				21.6			
				156.49			
				325.77			
				325.77			
				43.2			
				43.2			
				171.26			
				156.49			
				325.77			
				325.77			
				156.49			
				325.77			
				148.89			
				50.4			

				325.77		
				72		
				156.49		
				156.49		
				325.97		
				325.77		
				156.49		
				325.77		
				325.77		
				156.49		
			22.5	153.79		
				325.77		
				102.49	54	
				148.89		
				325.77		
				325.97		
			49.5	148.89		
				325.77		
			51.75	148.89		
				325.77		
			36	148.89		
				148.89		
				325.77		
				148.89		
				325.77		
				325.77		
			86.51	156.49		
				325.97		
			22.5	156.49		
				325.77		
				325.97		
				325.77		
				325.77		
				325.77		
				325.77		

				325.77			
				325.77			
				325.97			
				325.77			
				651.54			
				55.65	55.25		
				156.49			
				325.77			
				156.49			
				325.77			
				325.77			
				325.77			
				156.49			
				325.77			
					21.6		
					21.6		
					30.36		
					21.6		
					50.4		
					7.2		
					28.8		
					43.2		
					21.6		
			1244.22				
			1290.84				
			863.95				
			1003.01				
			836.71				
			906.72				
			1121.61				
			1340.57				
			1419.69				

			1109.78				
			1132.58				
			1083.7				
			965.18				
			1202.36				
			134.24				
			877.8				
			1056.86				
			1100.47				
			1073.45				
			1014.05				
			1206.72				
			1195.49				
			1557.14				
			1042.71				
			1070.53				
			750.36				
			1041.16				
			1181.51				
			1203.97				
			1218.01				
			1194.09				
			1042.91				
			1075.49				
			1033.2				
			1153.26				
			995.26				

[illegible]

			1091.53				
			1143.84				
			1093.31				
			1573.75				
			1073.45				
			1219.18				
			1265.03				
			1073.05				
			1017.97				
			800.85				
			1156.15				
			61.5				
			58.31				
			1670.8				
			1211.92				
			1344.09				
			1073.45				
			1035.27				
			1073.05				
			1008.57				
			758.14				
			24.11				
			78.86				
			86.6				
			86.38				
			382.12				
			97.67				

[illegible]

			49.26				
			122.07				
			202.27				
			46.80				
			93.59				
			77.64				

			233.99			
			102.63			
			46.8			
			187.19			
			140.39			
			140.39			
				32.4	54	
					21.6	
				16.2	27	
			188.83			
			246.3			

				16.2	27	
			213.46			
				10.8	54	
				12.3		
				246.3		
				24.6		

[illegible]

[illegible]

[illegible]

[illegible]

[illegible]

[illegible]

4.76				12.28			
9.48				24.6			
5				12.3			
197.19			304.48				
18.16				38.83			
221.05			274.01	19.43			
11.85				19.42			
11.85				19.42			
10.43				19.4			
239.42			288.21	19.43			
8.19				19.42			
8.19				19.42			
8.19				19.42			
8.77				19.42			
209.19			286.29				
8.19				19.42			
19.71				38.81			
13.82				19.42			
15.38				19.42			
271.2			280.63	58.29			
15.38				19.42			
9.93				19.43			
8.18				19.43			
15.37				19.43			
209.21			229.72				
8.19				19.42			
30.76				38.84			
224.66			229.65	19.42			
15.38				19.42			
15.38				19.42			
15.38				19.42			
15.38				19.42			

209.23			301.38				
15.38				19.42			
15.38				19.42			
15.38				19.42			
				19.42			
				19.42			
				19.42			
				19.42			
				19.42			
				19.42			
				19.42			
				19.42			
				19.42			
				19.42			
				19.42			
				19.42			
				19.42			
209.3			251.14				
				19.42			
				19.42			
228.7			251.16				
				19.42			
				19.42			
				19.42			
				19.42			
221.93			331.44				
				19.42			
				19.42			
				19.42			
				19.42			