

spruse Stevenage Reuse Scheme

England & Wales · Charity number 1058584

Details

Other names	STEVENAGE FURNITURE RECYCLING SCHEME, STEVENAGE FURNITURE SCHEME
Status	Registered
Legal form	Other
Registered	1996-10-10
Register	View on the Charity Commission register

Contact

Address	2-4 Willows Link Stevenage Hertfordshire SG2 8AR
Phone	01438362900
Email	info@spruse.org.uk
Website	www.spruse.org.uk

Activities

Objects: TO RELIEVE BOTH GENERALLY AND INDIVIDUALLY PERSONS RESIDENT IN STEVENAGE WHO ARE IN CONDITIONS OF NEED, HARDSHIP OR DISTRESS BY THE PROVISION OF FURNITURE AND OTHER HOUSEHOLD ACCESSORIES CALCULATED TO REDUCE THE NEED, HARDSHIP OR DISTRESS OF SUCH PERSONS.

Activities: SPRUSE STEVENAGE REUSE SCHEME COLLECTS AND RE-DISTRIBUTES GOOD QUALITY LEGALLY COMPLIANT USED FURNITURE AND ELECTRICAL ITEMS.IT SUPPORTS THOSE ON LOW INCOME AND IN CONDITIONS OF NEED.THE GENERAL PUBLIC CAN PURCHASE ITEMS HELPING TO SUPPORT THOSE MOST IN NEED.THIS ACTIVITY ENCOURAGES RE-USE & PROTECTS THE ENVIRONMENT BY REDUCING LANDFILL. SPRUSE ALSO OFFERS VOLUNTEERING OPPORTUNITIES

Classification

- **How:** Provides Services
- **What:** The Prevention Or Relief Of Poverty, Environment/conservation/heritage, Economic/community Development/employment
- **Who:** Children/young People, Elderly/old People, People With Disabilities, Other Charities Or Voluntary Bodies, Other Defined Groups, The General Public/mankind

Geography

- **Area of benefit:** STEVENAGE BOROUGH
- Hertfordshire

Finances

Period end	Income	Expenditure	Assets	Employees
2025-03-31	£138,999	£122,187	-	-
2024-03-31	£131,414	£109,371	-	-
2023-03-31	£103,381	£107,365	-	-
2022-03-31	£100,604	£83,480	-	-
2021-03-31	£104,702	£71,554	-	-

Trustees

Name	Role	Appointed
Richard Brooks	Chair	2013-03-21
Bernadette Marie Hammick		2024-01-16
Jennifer Ann Wilson		2016-12-07
Philip Durling		2025-09-16
Wendy Jackson		2023-09-12

spruse Stevenage Reuse Scheme

England & Wales - Charity number 1058584

Accounts

Charity Registration Number : 1058584

SPRUSE STEVENAGE REUSE SCHEME
TRUSTEES' REPORT
AND
FINANCIAL STATEMENTS
FOR THE YEAR ENDED
31 MARCH 2025

SPRUSE STEVENAGE REUSE SCHEME

LEGAL AND ADMINISTRATIVE INFORMATION

FOR THE YEAR ENDED 31 MARCH 2025

Trustees

Richard Brooks

Bernadette Marie Hammick

Steve Mahoney

Wendy Jackson

Peter Jack Sharp

Jennifer Ann Wilson

Charity Number

1058584

Registered Office

2-4 Willows Link
Stevenage
SG2 8AR

Independent Examiner

Shelley Coulman
Coulman Scott LLP
20-22 Wenlock Road
London
N1 7GU

SPRUSE STEVENAGE REUSE SCHEME

CONTENTS

FOR THE YEAR ENDED 31 MARCH 2025

Trustees' Report

Independent Examiner's Report

Statement of Financial Activities

Balance Sheet

Notes to the Financial Statements

SPRUSE STEVENAGE REUSE SCHEME

TRUSTEES' REPORT

FOR THE YEAR ENDED 31 MARCH 2025

The trustees present their annual report and financial statements for the year ended 31 March 2025 .

Structure, Governance and Management

The charity is controlled by its governing document, constitution, and constitutes an unincorporated charity. The trustees are elected by the membership at the AGM.

The Scheme is administered and managed by the members of the Executive Committee, which in addition to the officers and trustees includes advisers from relevant interested organisations in the community.

Objectives and activities

The objective of the Scheme is to support all residents in Stevenage who are on a low income or in conditions of need by the provision of furniture, electrical white goods and other household items to reduce debt, hardship or distress. The Scheme also works in collaboration with other agencies helping them to support their clients.

The Scheme was established with the aim of supporting Stevenage residents by making available to them good quality, affordable furniture for a low/affordable handling charge. The Scheme continues to provide this unique service by collecting and delivering suitable items free of charge, displaying them in the Scheme's shop and passing them on to their customers.

Additionally, the Scheme helps to protect the environment by promoting reuse of items which otherwise are very likely to go to landfill. Donors often comment that this is the only sustainable and affordable way to dispose of items that are no longer wanted, and customers say that they do not know what they would do without the services of the Scheme.

In carrying out these activities the trustees confirm adherence with the Charity Commission's guidance on public benefit activities.

Achievements and performance

Once again it must be said that the Scheme is only able to continue to provide its much-needed services by the efforts of its dedicated staff, volunteers and trustees who contribute so much of their time and energy. Their hard work and enthusiasm are greatly appreciated as without them the Scheme would be unable to continue and as always thanks go to everyone who has been involved.

There has been a turnover of volunteers over the year, some leaving and new ones being recruited but there is always a need for additional volunteers and trustees there are regular campaigns to recruit these.

The extension to the previous lease of the shop and a proposed lease for the additional units were both received from Stevenage Borough Council (SBC) and discussed. While the extension lease was satisfactory and was signed and the necessary statutory declaration made and returned to SBC it was felt that the terms of the new lease were too restrictive and reluctantly the decision was made not to progress this any further and SBC were informed accordingly.

Over the period of this report there have been a number of new drivers which has impacted operations. Successful recruitment has brought a period of stability and a better working atmosphere.

As in previous years, the Scheme was once again able to make a generous donation at Christmas to the Toy Shed.

Reserves Policy

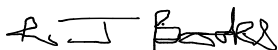
Spruse Stevenage Reuse Scheme reserves policy is in place to protect relevant parties in the unlikely event that the scheme's income reduces, and the scheme is unable to continue.

Risk management

The trustees have a duty to identify and review risks to which the charity is exposed and to ensure appropriate controls are in place to provide reasonable assurance against fraud and error.

This report was approved by the trustees and signed on its behalf by:

Richard Brooks

Chair 

Date : 11/11/2025

SPRUSE STEVENAGE REUSE SCHEME

INDEPENDENT EXAMINER'S REPORT

FOR THE YEAR ENDED 31 MARCH 2025

Independent Examiner's Report to the Trustees of Spruse Stevenage Reuse Scheme

I report to the Charity Trustees on my examination of the accounts of the charity for the year ended 31 March 2025 which consists of the statement of financial activities, balance sheet and the related notes

Responsibilities and basis of report

As the charity's trustees you are responsible for the preparation of the accounts in accordance with the requirements of the Charities Act 2011 ('the Act')

I report in respect of my examination of the charity's accounts carried out under section 145 of the Act and in carrying out my examination I have followed all the applicable Directions given by the Charity Commission under section 145(5)(b) of the Act.

Independent Examiner's Statement

The charity's gross income exceeded £250,000 and I am qualified to undertake the examination by being a qualified member of ACCA

I have completed my examination. I confirm that no material matters have come to my attention in connection with the examination (other than that disclosed below *) which gives me cause to believe that in, any material respect:

- the accounting records were not kept in accordance with section 130 of the Charities Act; or
- the accounts did not accord with the accounting records; or
- the accounts did not comply with the applicable requirements concerning the form and content of accounts set out in the Charities (Accounts and Reports) Regulations 2008 other than any requirement that the accounts give a 'true and fair' view which is not a matter considered as part of an independent examination.
- I have no concerns and have come across no other matters in connection with the examination to which attention should be drawn in this report in order to enable a proper understanding of the accounts to be reached.

Name: Shelley Coulman

Date:

SPRUSE STEVENAGE REUSE SCHEME

STATEMENT OF FINANCIAL ACTIVITIES

FOR THE YEAR ENDED 31 MARCH 2025

categories by activity	Notes	Unrestricted funds £	Restricted income funds £	Total Funds 2025 £	Total Funds 2024 £
Income and endowments from:					
Donations and legacies	2	6,533.35	21,078.00	27,611.35	18,959.69
Charitable activities	3	110,414.76	-	110,414.76	111,662.45
Investments	4	972.53	-	972.53	792.08
Total		117,920.64	21,078.00	138,998.64	131,414.22
Expenditure on:					
Raising funds	6	12,072.49	21,078.00	33,150.49	24,392.78
Charitable activities	7	85,868.33	-	85,868.33	79,641.05
Other	9	3,168.54	-	3,168.54	5,337.00
Total		101,109.36	21,078.00	122,187.36	109,370.83
Net income		16,811.28	-	16,811.28	22,043.39
Net movement in funds		16,811.28	-	16,811.28	22,043.39

Reconciliation of funds:

Total funds brought forward	98,638.36	290.00	98,928.36	76,884.97
Total funds carried forward	115,449.64	290.00	115,739.64	98,928.36

SPRUSE STEVENAGE REUSE SCHEME

BALANCE SHEET

FOR THE YEAR ENDED 31 MARCH 2025

Recommended categories by activity	Notes	Total Funds 2025 £	Total Funds 2024 £
Fixed assets			
Tangible assets	13	593.19	2,980.59
Total fixed assets		593.19	2,980.59
Current assets			
Debtors	14	2,336.47	2,064.56
Cash at bank and in hand	15	114,610.46	95,297.65
Total current assets		116,946.93	97,362.21
Creditors: amounts falling due within one year	16	1,800.48	1,414.44
Net current assets/(liabilities)		115,146.45	95,947.77
Total net assets		115,739.64	98,928.36
Funds of the Charity			
Unrestricted funds	17	115,449.64	98,638.36
Restricted income funds	17	290.00	290.00
Endowment funds	17	-	-
Total funds		115,739.64	98,928.36

The financial statements were approved by the trustees on
behalf by:

and signed on its

Richard Brooks

Chair

Date :

SPRUSE STEVENAGE REUSE SCHEME

NOTES TO THE FINANCIAL STATEMENTS

FOR THE YEAR ENDED 31 MARCH 2025

1. Accounting Policies

The principal accounting policies adopted by the Charity, which is a public benefit entity, in the preparation of the accounts are as follows.

1.1 Basis of preparation

These accounts have been prepared under the historical cost convention, as modified by the inclusion of charitable properties and fixed asset investments and investment properties at valuation.

These accounts have been prepared in accordance with “Accounting and Reporting by Charities: Statement of Recommended Practice applicable to charities preparing their accounts in accordance with the Financial Reporting Standard applicable in the UK and Republic of Ireland (FRS 102)” (effective 1 January 2019) - (Charities SORP (FRS 102)), the Financial Reporting Standard applicable in the UK and Republic of Ireland (FRS 102) and the Charities Act 2011.

These accounts are presented in pounds sterling and rounded to the nearest pound.

1.2 Going concern

The Trustees have prepared financial projections, taking into consideration the current economic conditions and have, at the time of approving these accounts, a reasonable expectation that the charity has adequate resources to continue in operational existence for the foreseeable future. Thus they continue to adopt the going concern basis of accounting in preparing the accounts.

1.3 Income from donations or grants

Income from donations and grants is recognised when the charity is entitled to the funds, the receipt is probable and the amount can be measured reliably. For donations, this is usually on receipt. For grants, this is usually when a formal offer is made in writing. If a donation or grant contains terms and conditions outside of the charity’s control which must be met before the charity is entitled to the funds, or if the donor specifies that the funds must be used in future time periods, then the income is deferred.

1.4 Tax reclaims on donations and gifts

Gift Aid receivable is included in income when there is a valid declaration from the donor. Any Gift Aid amount recovered on a donation is considered to be part of that gift and is treated as an addition to the same fund as the initial donation unless the donor or the terms of the appeal have specified otherwise.

1.5 Contractual income and performance related grants

This is only included in the SoFA once the charity has provided the related goods or services or met the performance related conditions.

1.6 Donated services and facilities

Donated services and facilities are included in the SOFA when received at the value of the gift to the charity provided the value of the gift can be measured reliably.

Donated services and facilities that are consumed immediately are recognised as income with an equivalent amount recognised as an expense under the appropriate heading in the SOFA.

1.7 Income from charitable activities

Income from charitable activities is recognised over the period to which the income relates.

1.8 Other trading income

Other trading income from non-charitable sources is recognised over the period to which it relates, Any relating to future periods is deferred.

1.9 Expenditure

Expenditure is recognised when a present legal or constructive obligation exists at the balance sheet date as a result of a past event, it is probable that a transfer of economic benefits will be required to settle the obligation, and the amount can be estimated reliably. It is inclusive of VAT which cannot be recovered.

Direct costs are those costs which directly attribute to its activities. Wages and salaries are not split and are included in support costs.

1.10 Pensions

The Charity makes contributions to defined contribution pension schemes through auto enrolment. These contributions are charged to the income and expenditure account in the year in which they become payable.

1.11 Taxation

The organisation is a registered charity and has no liability to corporation tax on its charitable activities during the year.

1.12 Creditors

The charity has creditors which are measured at settlement amounts less any trade discounts.

1.13 Tangible fixed assets

Tangible fixed assets, such as land and buildings, plant, vehicles and equipment, are held to provide an on-going economic benefit to a charity through their contribution, directly or indirectly, to the provision of goods or services by the charity.

Tangible fixed assets, other than freehold land, are stated at cost or valuation less depreciation and any provision for impairment. Depreciation is provided at rates calculated to write off the cost or valuation of fixed assets, less their estimated residual value, over their expected useful lives on the following basis:

Name	Rate (%)	Method
Plant & Machinery	25%	Cost
Motor Vehicles	20%	Cost
Office Equipment & IT	33.33%	Cost
Fixtures & Fittings	33.33%	Cost

1.14 Debtors

Debtors (including trade debtors and loans receivable) are measured on initial recognition at settlement amount after any trade discounts or amount advanced by the charity. Subsequently, they are measured at the cash or other consideration expected to be received.

2. Income from Donations and Legacies

Analysis	Unrestricted funds	Restricted income funds	Total funds 2025	Total funds 2024
	£	£	£	£
Donated Goods, facilities and services	-	21,078.00	21,078.00	13,078.00
Donation and gifts	363.86	-	363.86	22.01
Gift Aid	5,275.49	-	5,275.49	5,044.68
Other	894.00	-	894.00	815.00
Total	6,533.35	21,078.00	27,611.35	18,959.69

3. Income from Charitable Activities

Analysis	Unrestricted funds	Total funds 2025	Total funds 2024
	£	£	£
Sale of Good	110,414.76	110,414.76	111,662.45
Total	110,414.76	110,414.76	111,662.45

4. Income from Investments

Analysis	Unrestricted funds	Total funds 2025	Total funds 2024
	£	£	£
Interest income	972.53	972.53	792.08
Total	972.53	972.53	792.08

5. Donated Goods, Facilities and Services

The scheme run from two units of which no rent is charged, and they take charitable relief and discretionary relief from the rates. This is being treated as a gift in kind.

Donations of services and facilities and are recognised as income with an equivalent amount recognised as an expense under the appropriate heading in the SOFA.

Donations by way of unpaid volunteers are not recognised in the accounts.

6. Expenditure on Raising Funds

Analysis	Total funds 2025	Total funds 2024
	£	£
Operating charity shops	27,026.44	19,292.93
Van Costs	5,886.95	4,923.67
Total	32,913.39	24,216.60
Support Costs	237.10	176.18
	33,150.49	24,392.78

7. Expenditure on Charitable Activities

Analysis	Total funds 2025	Total funds 2024
	£	£
Bank charges	1,166.15	1,385.13
Charity running cost	1,788.62	1,946.47
Cost of services	1,434.33	765.01
Donations	264.67	593.21
Legal/professional fees	542.60	564.00

Wages and salaries	73,009.57	69,401.57
Staff costs	1,139.32	186.60
Volunteer Costs	3,672.30	2,370.93
Travel, Entertaining & Subsistence	1,941.67	1,579.95
Total	84,959.23	78,792.87
Support Costs	909.10	848.18
	85,868.33	79,641.05

8. Support Costs

	Total funds 2025	Total funds 2024
Analysis	£	£
Support Costs		
Printing and stationery	474.20	352.36
Governance Costs		
Independent examiners fees	672.00	672.00
	1,146.20	1,024.36

9. Other Expenditure

Analysis	Unrestricted funds	Total funds 2025	Total funds 2024
	£	£	£
Depreciation Charge for the Year - Plant & Machinery	129.08	129.08	61.74
Depreciation Charge for the Year - Motor Vehicles	2,557.24	2,557.24	3,959.60
Depreciation Charge for the Year - Fixtures & Fittings	195.08	195.08	384.66
Depreciation Charge for the Year - Computer Equipment	-	-	657.48
Other Expenditure	287.14	287.14	273.52
Total	3,168.54	3,168.54	5,337.00

10. Details of certain Items of Expenditure

	This year	Last year
	£	£
Independent examiner's fees	400	400
Other fees (for example: financial advice, consultancy, accountancy services) paid to the independent examiner	200	200

11. Employee's Emoluments

11.1 Staff Costs

	This year£	Last year£
Salaries and wages	70,119.10	67,133.74
Social security costs	0	113.90
Pension costs (defined contribution scheme)	2,890.47	2,153.94
Total staff costs	73,009.57	69,401.58

11.2 Average head count in the year

11.3 Ex-gratia payments to employees and others (excluding trustees)

11.4 Redundancy payments

12. Defined contribution Pension Scheme

	This year	Last year
	£	£
Amount of contributions recognised in the SOFA as an expense	2,890.47	2,153.94

13. Tangible Fixed Assets

	Plant & Machinery	Motor Vehicles	Fixtures & Fittings	Computer Equipment
	£	£	£	£
13.1 Cost or valuation				
At 01 April 2024	246.97	19,798.00	3,527.85	3,400.38
Additions	494.00	-	-	-
Disposals	-	-	-	-
Revaluations	-	-	-	-
Transfers	-	-	-	-
At 31 March 2025	740.97	19,798.00	3,527.85	3,400.38

13.2 Depreciation and impairments

At 01 April 2024	133.78	17,240.80	3,217.69	3,400.38
Charge for the year	129.08	2,557.20	195.08	-
Disposals	-	-	-	-
Revaluations	-	-	-	-
Transfers	-	-	-	-
At 31 March 2025	262.86	19,798.00	3,412.77	3,400.38

13.3 Net book value

At 01 April 2024	113.19	2,557.20	310.16	-
At 31 March 2025	478.11	-	115.08	-

14. Debtors: Amounts falling due within one year

	Total funds 2025	Total funds 2024
	£	£
Prepayments & accrued income	613.44	681.63
Trade debtors	799.50	1,363.81
Other debtors	923.53	19.12
Total	2,336.47	2,064.56

15. Cash at bank and in hand

	Total funds 2025	Total funds 2024
	£	£
Short term deposits	51,498.81	50,526.28
Cash at bank and in hand	63,111.65	44,771.37
Total	114,610.46	95,297.65

16. Creditors: Amounts falling due within one year

	Total funds 2025	Total funds 2024
	£	£
Trade creditors	1,118.58	723.12
Accruals and deferred income	672.00	672.00
Taxation and social security	(9.43)	-
Other creditors	19.33	19.32
Total	1,800.48	1,414.44

17. Charity funds

17.1 Details of material funds held and movements during the CURRENT reporting period

Fund names	Fund balances brought forward £	Income £	Expenditure £	Transfers £	Gains and losses £	Fund balances carried forward £
Unrestricted funds						
	98,638.36	117,920.64	101,109.36	-	-	115,449.64
	98,638.36	117,920.64	101,109.36	-	-	115,449.64
Restricted income funds						
	290.00	21,078.00	21,078.00	-	-	290.00
Total	197,566.72	256,919.28	223,296.72	-	-	231,189.28

17.2 Details of material funds held and movements during the PREVIOUS reporting period

Fund names	Fund balances brought forward £	Income £	Expenditure £	Transfers £	Gains and losses £	Fund balances carried forward £
Unrestricted funds	76,594.97	118,050.22	96,006.83	-	-	98,638.36
Restricted income funds	290.00	13,364.00	13,364.00	-	-	290.00
Total	76,884.97	131,414.22	109,370.83	-	-	98,928.36

18. Transactions with trustees and related parties

18.1 Trustee remuneration and benefits

There were no trustees' remuneration or other benefits for the year ended 31 March 2025. (2024: None).

18.2 Trustees' expenses

There were no trustees' expenses paid for the year ended 31 March 2025. (2024: None).

18.3 Transaction(s) with related parties

There has been no related party transaction in the reporting period (2024: None).

19. Average Number of Employees

Average Employees	This year	Last year
Support Staff	5	5
Total Employees	5	5

Average number of employees during this year : 5 and last year : 5

Charity Registration Number : 1058584

SPRUSE STEVENAGE REUSE SCHEME
TRUSTEES' REPORT
AND
FINANCIAL STATEMENTS
FOR THE YEAR ENDED
31 MARCH 2025

SPRUSE STEVENAGE REUSE SCHEME

LEGAL AND ADMINISTRATIVE INFORMATION

FOR THE YEAR ENDED 31 MARCH 2025

Trustees

Richard Brooks

Bernadette Marie Hammick

Steve Mahoney

Wendy Jackson

Peter Jack Sharp

Jennifer Ann Wilson

Charity Number

1058584

Registered Office

2-4 Willows Link
Stevenage
SG2 8AR

Independent Examiner

Shelley Coulman
Coulman Scott LLP
20-22 Wenlock Road
London
N1 7GU

SPRUSE STEVENAGE REUSE SCHEME

CONTENTS

FOR THE YEAR ENDED 31 MARCH 2025

Trustees' Report

Independent Examiner's Report

Statement of Financial Activities

Balance Sheet

Notes to the Financial Statements

SPRUSE STEVENAGE REUSE SCHEME

TRUSTEES' REPORT

FOR THE YEAR ENDED 31 MARCH 2025

The trustees present their annual report and financial statements for the year ended 31 March 2025 .

Structure, Governance and Management

The charity is controlled by its governing document, constitution, and constitutes an unincorporated charity. The trustees are elected by the membership at the AGM.

The Scheme is administered and managed by the members of the Executive Committee, which in addition to the officers and trustees includes advisers from relevant interested organisations in the community.

Objectives and activities

The objective of the Scheme is to support all residents in Stevenage who are on a low income or in conditions of need by the provision of furniture, electrical white goods and other household items to reduce debt, hardship or distress. The Scheme also works in collaboration with other agencies helping them to support their clients.

The Scheme was established with the aim of supporting Stevenage residents by making available to them good quality, affordable furniture for a low/affordable handling charge. The Scheme continues to provide this unique service by collecting and delivering suitable items free of charge, displaying them in the Scheme's shop and passing them on to their customers.

Additionally, the Scheme helps to protect the environment by promoting reuse of items which otherwise are very likely to go to landfill. Donors often comment that this is the only sustainable and affordable way to dispose of items that are no longer wanted, and customers say that they do not know what they would do without the services of the Scheme.

In carrying out these activities the trustees confirm adherence with the Charity Commission's guidance on public benefit activities.

Achievements and performance

Once again it must be said that the Scheme is only able to continue to provide its much-needed services by the efforts of its dedicated staff, volunteers and trustees who contribute so much of their time and energy. Their hard work and enthusiasm are greatly appreciated as without them the Scheme would be unable to continue and as always thanks go to everyone who has been involved.

There has been a turnover of volunteers over the year, some leaving and new ones being recruited but there is always a need for additional volunteers and trustees there are regular campaigns to recruit these.

The extension to the previous lease of the shop and a proposed lease for the additional units were both received from Stevenage Borough Council (SBC) and discussed. While the extension lease was satisfactory and was signed and the necessary statutory declaration made and returned to SBC it was felt that the terms of the new lease were too restrictive and reluctantly the decision was made not to progress this any further and SBC were informed accordingly.

Over the period of this report there have been a number of new drivers which has impacted operations. Successful recruitment has brought a period of stability and a better working atmosphere.

As in previous years, the Scheme was once again able to make a generous donation at Christmas to the Toy Shed.

Reserves Policy

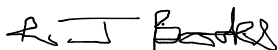
Spruse Stevenage Reuse Scheme reserves policy is in place to protect relevant parties in the unlikely event that the scheme's income reduces, and the scheme is unable to continue.

Risk management

The trustees have a duty to identify and review risks to which the charity is exposed and to ensure appropriate controls are in place to provide reasonable assurance against fraud and error.

This report was approved by the trustees and signed on its behalf by:

Richard Brooks

Chair 

Date : 11/11/2025

SPRUSE STEVENAGE REUSE SCHEME

INDEPENDENT EXAMINER'S REPORT

FOR THE YEAR ENDED 31 MARCH 2025

Independent Examiner's Report to the Trustees of Spruse Stevenage Reuse Scheme

I report to the Charity Trustees on my examination of the accounts of the charity for the year ended 31 March 2025 which consists of the statement of financial activities, balance sheet and the related notes

Responsibilities and basis of report

As the charity's trustees you are responsible for the preparation of the accounts in accordance with the requirements of the Charities Act 2011 ('the Act')

I report in respect of my examination of the charity's accounts carried out under section 145 of the Act and in carrying out my examination I have followed all the applicable Directions given by the Charity Commission under section 145(5)(b) of the Act.

Independent Examiner's Statement

The charity's gross income exceeded £250,000 and I am qualified to undertake the examination by being a qualified member of ACCA

I have completed my examination. I confirm that no material matters have come to my attention in connection with the examination (other than that disclosed below *) which gives me cause to believe that in, any material respect:

- the accounting records were not kept in accordance with section 130 of the Charities Act; or
- the accounts did not accord with the accounting records; or
- the accounts did not comply with the applicable requirements concerning the form and content of accounts set out in the Charities (Accounts and Reports) Regulations 2008 other than any requirement that the accounts give a 'true and fair' view which is not a matter considered as part of an independent examination.
- I have no concerns and have come across no other matters in connection with the examination to which attention should be drawn in this report in order to enable a proper understanding of the accounts to be reached.

Name: Shelley Coulman

Date:

SPRUSE STEVENAGE REUSE SCHEME

STATEMENT OF FINANCIAL ACTIVITIES

FOR THE YEAR ENDED 31 MARCH 2025

categories by activity	Notes	Unrestricted funds £	Restricted income funds £	Total Funds 2025 £	Total Funds 2024 £
Income and endowments from:					
Donations and legacies	2	6,533.35	21,078.00	27,611.35	18,959.69
Charitable activities	3	110,414.76	-	110,414.76	111,662.45
Investments	4	972.53	-	972.53	792.08
Total		117,920.64	21,078.00	138,998.64	131,414.22
Expenditure on:					
Raising funds	6	12,072.49	21,078.00	33,150.49	24,392.78
Charitable activities	7	85,868.33	-	85,868.33	79,641.05
Other	9	3,168.54	-	3,168.54	5,337.00
Total		101,109.36	21,078.00	122,187.36	109,370.83
Net income		16,811.28	-	16,811.28	22,043.39
Net movement in funds		16,811.28	-	16,811.28	22,043.39

Reconciliation of funds:

Total funds brought forward	98,638.36	290.00	98,928.36	76,884.97
Total funds carried forward	115,449.64	290.00	115,739.64	98,928.36

SPRUSE STEVENAGE REUSE SCHEME

BALANCE SHEET

FOR THE YEAR ENDED 31 MARCH 2025

Recommended categories by activity	Notes	Total Funds 2025 £	Total Funds 2024 £
Fixed assets			
Tangible assets	13	593.19	2,980.59
Total fixed assets		593.19	2,980.59
Current assets			
Debtors	14	2,336.47	2,064.56
Cash at bank and in hand	15	114,610.46	95,297.65
Total current assets		116,946.93	97,362.21
Creditors: amounts falling due within one year	16	1,800.48	1,414.44
Net current assets/(liabilities)		115,146.45	95,947.77
Total net assets		115,739.64	98,928.36
Funds of the Charity			
Unrestricted funds	17	115,449.64	98,638.36
Restricted income funds	17	290.00	290.00
Endowment funds	17	-	-
Total funds		115,739.64	98,928.36

The financial statements were approved by the trustees on
behalf by:

and signed on its

Richard Brooks

Chair

Date :

SPRUSE STEVENAGE REUSE SCHEME

NOTES TO THE FINANCIAL STATEMENTS

FOR THE YEAR ENDED 31 MARCH 2025

1. Accounting Policies

The principal accounting policies adopted by the Charity, which is a public benefit entity, in the preparation of the accounts are as follows.

1.1 Basis of preparation

These accounts have been prepared under the historical cost convention, as modified by the inclusion of charitable properties and fixed asset investments and investment properties at valuation.

These accounts have been prepared in accordance with “Accounting and Reporting by Charities: Statement of Recommended Practice applicable to charities preparing their accounts in accordance with the Financial Reporting Standard applicable in the UK and Republic of Ireland (FRS 102)” (effective 1 January 2019) - (Charities SORP (FRS 102)), the Financial Reporting Standard applicable in the UK and Republic of Ireland (FRS 102) and the Charities Act 2011.

These accounts are presented in pounds sterling and rounded to the nearest pound.

1.2 Going concern

The Trustees have prepared financial projections, taking into consideration the current economic conditions and have, at the time of approving these accounts, a reasonable expectation that the charity has adequate resources to continue in operational existence for the foreseeable future. Thus they continue to adopt the going concern basis of accounting in preparing the accounts.

1.3 Income from donations or grants

Income from donations and grants is recognised when the charity is entitled to the funds, the receipt is probable and the amount can be measured reliably. For donations, this is usually on receipt. For grants, this is usually when a formal offer is made in writing. If a donation or grant contains terms and conditions outside of the charity’s control which must be met before the charity is entitled to the funds, or if the donor specifies that the funds must be used in future time periods, then the income is deferred.

1.4 Tax reclaims on donations and gifts

Gift Aid receivable is included in income when there is a valid declaration from the donor. Any Gift Aid amount recovered on a donation is considered to be part of that gift and is treated as an addition to the same fund as the initial donation unless the donor or the terms of the appeal have specified otherwise.

1.5 Contractual income and performance related grants

This is only included in the SoFA once the charity has provided the related goods or services or met the performance related conditions.

1.6 Donated services and facilities

Donated services and facilities are included in the SOFA when received at the value of the gift to the charity provided the value of the gift can be measured reliably.

Donated services and facilities that are consumed immediately are recognised as income with an equivalent amount recognised as an expense under the appropriate heading in the SOFA.

1.7 Income from charitable activities

Income from charitable activities is recognised over the period to which the income relates.

1.8 Other trading income

Other trading income from non-charitable sources is recognised over the period to which it relates, Any relating to future periods is deferred.

1.9 Expenditure

Expenditure is recognised when a present legal or constructive obligation exists at the balance sheet date as a result of a past event, it is probable that a transfer of economic benefits will be required to settle the obligation, and the amount can be estimated reliably. It is inclusive of VAT which cannot be recovered.

Direct costs are those costs which directly attribute to its activities. Wages and salaries are not split and are included in support costs.

1.10 Pensions

The Charity makes contributions to defined contribution pension schemes through auto enrolment. These contributions are charged to the income and expenditure account in the year in which they become payable.

1.11 Taxation

The organisation is a registered charity and has no liability to corporation tax on its charitable activities during the year.

1.12 Creditors

The charity has creditors which are measured at settlement amounts less any trade discounts.

1.13 Tangible fixed assets

Tangible fixed assets, such as land and buildings, plant, vehicles and equipment, are held to provide an on-going economic benefit to a charity through their contribution, directly or indirectly, to the provision of goods or services by the charity.

Tangible fixed assets, other than freehold land, are stated at cost or valuation less depreciation and any provision for impairment. Depreciation is provided at rates calculated to write off the cost or valuation of fixed assets, less their estimated residual value, over their expected useful lives on the following basis:

Name	Rate (%)	Method
Plant & Machinery	25%	Cost
Motor Vehicles	20%	Cost
Office Equipment & IT	33.33%	Cost
Fixtures & Fittings	33.33%	Cost

1.14 Debtors

Debtors (including trade debtors and loans receivable) are measured on initial recognition at settlement amount after any trade discounts or amount advanced by the charity. Subsequently, they are measured at the cash or other consideration expected to be received.

2. Income from Donations and Legacies

Analysis	Unrestricted funds	Restricted income funds	Total funds 2025	Total funds 2024
	£	£	£	£
Donated Goods, facilities and services	-	21,078.00	21,078.00	13,078.00
Donation and gifts	363.86	-	363.86	22.01
Gift Aid	5,275.49	-	5,275.49	5,044.68
Other	894.00	-	894.00	815.00
Total	6,533.35	21,078.00	27,611.35	18,959.69

3. Income from Charitable Activities

Analysis	Unrestricted funds	Total funds 2025	Total funds 2024
	£	£	£
Sale of Good	110,414.76	110,414.76	111,662.45
Total	110,414.76	110,414.76	111,662.45

4. Income from Investments

Analysis	Unrestricted funds	Total funds 2025	Total funds 2024
	£	£	£
Interest income	972.53	972.53	792.08
Total	972.53	972.53	792.08

5. Donated Goods, Facilities and Services

The scheme run from two units of which no rent is charged, and they take charitable relief and discretionary relief from the rates. This is being treated as a gift in kind.

Donations of services and facilities and are recognised as income with an equivalent amount recognised as an expense under the appropriate heading in the SOFA.

Donations by way of unpaid volunteers are not recognised in the accounts.

6. Expenditure on Raising Funds

Analysis	Total funds 2025	Total funds 2024
	£	£
Operating charity shops	27,026.44	19,292.93
Van Costs	5,886.95	4,923.67
Total	32,913.39	24,216.60
Support Costs	237.10	176.18
	33,150.49	24,392.78

7. Expenditure on Charitable Activities

Analysis	Total funds 2025	Total funds 2024
	£	£
Bank charges	1,166.15	1,385.13
Charity running cost	1,788.62	1,946.47
Cost of services	1,434.33	765.01
Donations	264.67	593.21
Legal/professional fees	542.60	564.00

Wages and salaries	73,009.57	69,401.57
Staff costs	1,139.32	186.60
Volunteer Costs	3,672.30	2,370.93
Travel, Entertaining & Subsistence	1,941.67	1,579.95
Total	84,959.23	78,792.87
Support Costs	909.10	848.18
	85,868.33	79,641.05

8. Support Costs

	Total funds 2025	Total funds 2024
Analysis	£	£
Support Costs		
Printing and stationery	474.20	352.36
Governance Costs		
Independent examiners fees	672.00	672.00
	1,146.20	1,024.36

9. Other Expenditure

Analysis	Unrestricted funds	Total funds 2025	Total funds 2024
	£	£	£
Depreciation Charge for the Year - Plant & Machinery	129.08	129.08	61.74
Depreciation Charge for the Year - Motor Vehicles	2,557.24	2,557.24	3,959.60
Depreciation Charge for the Year - Fixtures & Fittings	195.08	195.08	384.66
Depreciation Charge for the Year - Computer Equipment	-	-	657.48
Other Expenditure	287.14	287.14	273.52
Total	3,168.54	3,168.54	5,337.00

10. Details of certain Items of Expenditure

	This year	Last year
	£	£
Independent examiner's fees	400	400
Other fees (for example: financial advice, consultancy, accountancy services) paid to the independent examiner	200	200

11. Employee's Emoluments

11.1 Staff Costs

	This year£	Last year£
Salaries and wages	70,119.10	67,133.74
Social security costs	0	113.90
Pension costs (defined contribution scheme)	2,890.47	2,153.94
Total staff costs	73,009.57	69,401.58

11.2 Average head count in the year

11.3 Ex-gratia payments to employees and others (excluding trustees)

11.4 Redundancy payments

12. Defined contribution Pension Scheme

	This year	Last year
	£	£
Amount of contributions recognised in the SOFA as an expense	2,890.47	2,153.94

13. Tangible Fixed Assets

	Plant & Machinery	Motor Vehicles	Fixtures & Fittings	Computer Equipment
	£	£	£	£
13.1 Cost or valuation				
At 01 April 2024	246.97	19,798.00	3,527.85	3,400.38
Additions	494.00	-	-	-
Disposals	-	-	-	-
Revaluations	-	-	-	-
Transfers	-	-	-	-
At 31 March 2025	740.97	19,798.00	3,527.85	3,400.38

13.2 Depreciation and impairments

At 01 April 2024	133.78	17,240.80	3,217.69	3,400.38
Charge for the year	129.08	2,557.20	195.08	-
Disposals	-	-	-	-
Revaluations	-	-	-	-
Transfers	-	-	-	-
At 31 March 2025	262.86	19,798.00	3,412.77	3,400.38

13.3 Net book value

At 01 April 2024	113.19	2,557.20	310.16	-
At 31 March 2025	478.11	-	115.08	-

14. Debtors: Amounts falling due within one year

	Total funds 2025	Total funds 2024
	£	£
Prepayments & accrued income	613.44	681.63
Trade debtors	799.50	1,363.81
Other debtors	923.53	19.12
Total	2,336.47	2,064.56

15. Cash at bank and in hand

	Total funds 2025	Total funds 2024
	£	£
Short term deposits	51,498.81	50,526.28
Cash at bank and in hand	63,111.65	44,771.37
Total	114,610.46	95,297.65

16. Creditors: Amounts falling due within one year

	Total funds 2025	Total funds 2024
	£	£
Trade creditors	1,118.58	723.12
Accruals and deferred income	672.00	672.00
Taxation and social security	(9.43)	-
Other creditors	19.33	19.32
Total	1,800.48	1,414.44

17. Charity funds

17.1 Details of material funds held and movements during the CURRENT reporting period

Fund names	Fund balances brought forward £	Income £	Expenditure £	Transfers £	Gains and losses £	Fund balances carried forward £
Unrestricted funds						
	98,638.36	117,920.64	101,109.36	-	-	115,449.64
	98,638.36	117,920.64	101,109.36	-	-	115,449.64
Restricted income funds						
	290.00	21,078.00	21,078.00	-	-	290.00
Total	197,566.72	256,919.28	223,296.72	-	-	231,189.28

17.2 Details of material funds held and movements during the PREVIOUS reporting period

Fund names	Fund balances brought forward £	Income £	Expenditure £	Transfers £	Gains and losses £	Fund balances carried forward £
Unrestricted funds	76,594.97	118,050.22	96,006.83	-	-	98,638.36
Restricted income funds	290.00	13,364.00	13,364.00	-	-	290.00
Total	76,884.97	131,414.22	109,370.83	-	-	98,928.36

18. Transactions with trustees and related parties

18.1 Trustee remuneration and benefits

There were no trustees' remuneration or other benefits for the year ended 31 March 2025. (2024: None).

18.2 Trustees' expenses

There were no trustees' expenses paid for the year ended 31 March 2025. (2024: None).

18.3 Transaction(s) with related parties

There has been no related party transaction in the reporting period (2024: None).

19. Average Number of Employees

Average Employees	This year	Last year
Support Staff	5	5
Total Employees	5	5

Average number of employees during this year : 5 and last year : 5

Charity Registration Number : 1058584

SPRUSE STEVENAGE REUSE SCHEME
TRUSTEES' REPORT
AND
FINANCIAL STATEMENTS
FOR THE YEAR ENDED
31 MARCH 2025

SPRUSE STEVENAGE REUSE SCHEME

LEGAL AND ADMINISTRATIVE INFORMATION

FOR THE YEAR ENDED 31 MARCH 2025

Trustees

Richard Brooks

Bernadette Marie Hammick

Steve Mahoney

Wendy Jackson

Peter Jack Sharp

Jennifer Ann Wilson

Charity Number

1058584

Registered Office

2-4 Willows Link
Stevenage
SG2 8AR

Independent Examiner

Shelley Coulman
Coulman Scott LLP
20-22 Wenlock Road
London
N1 7GU

SPRUSE STEVENAGE REUSE SCHEME

CONTENTS

FOR THE YEAR ENDED 31 MARCH 2025

Trustees' Report

Independent Examiner's Report

Statement of Financial Activities

Balance Sheet

Notes to the Financial Statements

SPRUSE STEVENAGE REUSE SCHEME

TRUSTEES' REPORT

FOR THE YEAR ENDED 31 MARCH 2025

The trustees present their annual report and financial statements for the year ended 31 March 2025 .

Structure, Governance and Management

The charity is controlled by its governing document, constitution, and constitutes an unincorporated charity. The trustees are elected by the membership at the AGM.

The Scheme is administered and managed by the members of the Executive Committee, which in addition to the officers and trustees includes advisers from relevant interested organisations in the community.

Objectives and activities

The objective of the Scheme is to support all residents in Stevenage who are on a low income or in conditions of need by the provision of furniture, electrical white goods and other household items to reduce debt, hardship or distress. The Scheme also works in collaboration with other agencies helping them to support their clients.

The Scheme was established with the aim of supporting Stevenage residents by making available to them good quality, affordable furniture for a low/affordable handling charge. The Scheme continues to provide this unique service by collecting and delivering suitable items free of charge, displaying them in the Scheme's shop and passing them on to their customers.

Additionally, the Scheme helps to protect the environment by promoting reuse of items which otherwise are very likely to go to landfill. Donors often comment that this is the only sustainable and affordable way to dispose of items that are no longer wanted, and customers say that they do not know what they would do without the services of the Scheme.

In carrying out these activities the trustees confirm adherence with the Charity Commission's guidance on public benefit activities.

Achievements and performance

Once again it must be said that the Scheme is only able to continue to provide its much-needed services by the efforts of its dedicated staff, volunteers and trustees who contribute so much of their time and energy. Their hard work and enthusiasm are greatly appreciated as without them the Scheme would be unable to continue and as always thanks go to everyone who has been involved.

There has been a turnover of volunteers over the year, some leaving and new ones being recruited but there is always a need for additional volunteers and trustees there are regular campaigns to recruit these.

The extension to the previous lease of the shop and a proposed lease for the additional units were both received from Stevenage Borough Council (SBC) and discussed. While the extension lease was satisfactory and was signed and the necessary statutory declaration made and returned to SBC it was felt that the terms of the new lease were too restrictive and reluctantly the decision was made not to progress this any further and SBC were informed accordingly.

Over the period of this report there have been a number of new drivers which has impacted operations. Successful recruitment has brought a period of stability and a better working atmosphere.

As in previous years, the Scheme was once again able to make a generous donation at Christmas to the Toy Shed.

Reserves Policy

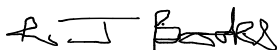
Spruse Stevenage Reuse Scheme reserves policy is in place to protect relevant parties in the unlikely event that the scheme's income reduces, and the scheme is unable to continue.

Risk management

The trustees have a duty to identify and review risks to which the charity is exposed and to ensure appropriate controls are in place to provide reasonable assurance against fraud and error.

This report was approved by the trustees and signed on its behalf by:

Richard Brooks

Chair 

Date : 11/11/2025

SPRUSE STEVENAGE REUSE SCHEME

INDEPENDENT EXAMINER'S REPORT

FOR THE YEAR ENDED 31 MARCH 2025

Independent Examiner's Report to the Trustees of Spruse Stevenage Reuse Scheme

I report to the Charity Trustees on my examination of the accounts of the charity for the year ended 31 March 2025 which consists of the statement of financial activities, balance sheet and the related notes

Responsibilities and basis of report

As the charity's trustees you are responsible for the preparation of the accounts in accordance with the requirements of the Charities Act 2011 ('the Act')

I report in respect of my examination of the charity's accounts carried out under section 145 of the Act and in carrying out my examination I have followed all the applicable Directions given by the Charity Commission under section 145(5)(b) of the Act.

Independent Examiner's Statement

The charity's gross income exceeded £250,000 and I am qualified to undertake the examination by being a qualified member of ACCA

I have completed my examination. I confirm that no material matters have come to my attention in connection with the examination (other than that disclosed below *) which gives me cause to believe that in, any material respect:

- the accounting records were not kept in accordance with section 130 of the Charities Act; or
- the accounts did not accord with the accounting records; or
- the accounts did not comply with the applicable requirements concerning the form and content of accounts set out in the Charities (Accounts and Reports) Regulations 2008 other than any requirement that the accounts give a 'true and fair' view which is not a matter considered as part of an independent examination.
- I have no concerns and have come across no other matters in connection with the examination to which attention should be drawn in this report in order to enable a proper understanding of the accounts to be reached.

Name: Shelley Coulman

Date:

SPRUSE STEVENAGE REUSE SCHEME

STATEMENT OF FINANCIAL ACTIVITIES

FOR THE YEAR ENDED 31 MARCH 2025

categories by activity	Notes	Unrestricted funds £	Restricted income funds £	Total Funds 2025 £	Total Funds 2024 £
Income and endowments from:					
Donations and legacies	2	6,533.35	21,078.00	27,611.35	18,959.69
Charitable activities	3	110,414.76	-	110,414.76	111,662.45
Investments	4	972.53	-	972.53	792.08
Total		117,920.64	21,078.00	138,998.64	131,414.22
Expenditure on:					
Raising funds	6	12,072.49	21,078.00	33,150.49	24,392.78
Charitable activities	7	85,868.33	-	85,868.33	79,641.05
Other	9	3,168.54	-	3,168.54	5,337.00
Total		101,109.36	21,078.00	122,187.36	109,370.83
Net income		16,811.28	-	16,811.28	22,043.39
Net movement in funds		16,811.28	-	16,811.28	22,043.39

Reconciliation of funds:

Total funds brought forward	98,638.36	290.00	98,928.36	76,884.97
-----------------------------	-----------	--------	-----------	-----------

Total funds carried forward	115,449.64	290.00	115,739.64	98,928.36
------------------------------------	-------------------	---------------	-------------------	------------------

SPRUSE STEVENAGE REUSE SCHEME

BALANCE SHEET

FOR THE YEAR ENDED 31 MARCH 2025

Recommended categories by activity	Notes	Total Funds 2025 £	Total Funds 2024 £
Fixed assets			
Tangible assets	13	593.19	2,980.59
Total fixed assets		593.19	2,980.59
Current assets			
Debtors	14	2,336.47	2,064.56
Cash at bank and in hand	15	114,610.46	95,297.65
Total current assets		116,946.93	97,362.21
Creditors: amounts falling due within one year	16	1,800.48	1,414.44
Net current assets/(liabilities)		115,146.45	95,947.77
Total net assets		115,739.64	98,928.36
Funds of the Charity			
Unrestricted funds	17	115,449.64	98,638.36
Restricted income funds	17	290.00	290.00
Endowment funds	17	-	-
Total funds		115,739.64	98,928.36

The financial statements were approved by the trustees on
behalf by:

and signed on its

Richard Brooks

Chair

Date :

SPRUSE STEVENAGE REUSE SCHEME

NOTES TO THE FINANCIAL STATEMENTS

FOR THE YEAR ENDED 31 MARCH 2025

1. Accounting Policies

The principal accounting policies adopted by the Charity, which is a public benefit entity, in the preparation of the accounts are as follows.

1.1 Basis of preparation

These accounts have been prepared under the historical cost convention, as modified by the inclusion of charitable properties and fixed asset investments and investment properties at valuation.

These accounts have been prepared in accordance with “Accounting and Reporting by Charities: Statement of Recommended Practice applicable to charities preparing their accounts in accordance with the Financial Reporting Standard applicable in the UK and Republic of Ireland (FRS 102)” (effective 1 January 2019) - (Charities SORP (FRS 102)), the Financial Reporting Standard applicable in the UK and Republic of Ireland (FRS 102) and the Charities Act 2011.

These accounts are presented in pounds sterling and rounded to the nearest pound.

1.2 Going concern

The Trustees have prepared financial projections, taking into consideration the current economic conditions and have, at the time of approving these accounts, a reasonable expectation that the charity has adequate resources to continue in operational existence for the foreseeable future. Thus they continue to adopt the going concern basis of accounting in preparing the accounts.

1.3 Income from donations or grants

Income from donations and grants is recognised when the charity is entitled to the funds, the receipt is probable and the amount can be measured reliably. For donations, this is usually on receipt. For grants, this is usually when a formal offer is made in writing. If a donation or grant contains terms and conditions outside of the charity’s control which must be met before the charity is entitled to the funds, or if the donor specifies that the funds must be used in future time periods, then the income is deferred.

1.4 Tax reclaims on donations and gifts

Gift Aid receivable is included in income when there is a valid declaration from the donor. Any Gift Aid amount recovered on a donation is considered to be part of that gift and is treated as an addition to the same fund as the initial donation unless the donor or the terms of the appeal have specified otherwise.

1.5 Contractual income and performance related grants

This is only included in the SoFA once the charity has provided the related goods or services or met the performance related conditions.

1.6 Donated services and facilities

Donated services and facilities are included in the SOFA when received at the value of the gift to the charity provided the value of the gift can be measured reliably.

Donated services and facilities that are consumed immediately are recognised as income with an equivalent amount recognised as an expense under the appropriate heading in the SOFA.

1.7 Income from charitable activities

Income from charitable activities is recognised over the period to which the income relates.

1.8 Other trading income

Other trading income from non-charitable sources is recognised over the period to which it relates, Any relating to future periods is deferred.

1.9 Expenditure

Expenditure is recognised when a present legal or constructive obligation exists at the balance sheet date as a result of a past event, it is probable that a transfer of economic benefits will be required to settle the obligation, and the amount can be estimated reliably. It is inclusive of VAT which cannot be recovered.

Direct costs are those costs which directly attribute to its activities. Wages and salaries are not split and are included in support costs.

1.10 Pensions

The Charity makes contributions to defined contribution pension schemes through auto enrolment. These contributions are charged to the income and expenditure account in the year in which they become payable.

1.11 Taxation

The organisation is a registered charity and has no liability to corporation tax on its charitable activities during the year.

1.12 Creditors

The charity has creditors which are measured at settlement amounts less any trade discounts.

1.13 Tangible fixed assets

Tangible fixed assets, such as land and buildings, plant, vehicles and equipment, are held to provide an on-going economic benefit to a charity through their contribution, directly or indirectly, to the provision of goods or services by the charity.

Tangible fixed assets, other than freehold land, are stated at cost or valuation less depreciation and any provision for impairment. Depreciation is provided at rates calculated to write off the cost or valuation of fixed assets, less their estimated residual value, over their expected useful lives on the following basis:

Name	Rate (%)	Method
Plant & Machinery	25%	Cost
Motor Vehicles	20%	Cost
Office Equipment & IT	33.33%	Cost
Fixtures & Fittings	33.33%	Cost

1.14 Debtors

Debtors (including trade debtors and loans receivable) are measured on initial recognition at settlement amount after any trade discounts or amount advanced by the charity. Subsequently, they are measured at the cash or other consideration expected to be received.

2. Income from Donations and Legacies

Analysis	Unrestricted funds	Restricted income funds	Total funds 2025	Total funds 2024
	£	£	£	£
Donated Goods, facilities and services	-	21,078.00	21,078.00	13,078.00
Donation and gifts	363.86	-	363.86	22.01
Gift Aid	5,275.49	-	5,275.49	5,044.68
Other	894.00	-	894.00	815.00
Total	6,533.35	21,078.00	27,611.35	18,959.69

3. Income from Charitable Activities

Analysis	Unrestricted funds	Total funds 2025	Total funds 2024
	£	£	£
Sale of Good	110,414.76	110,414.76	111,662.45
Total	110,414.76	110,414.76	111,662.45

4. Income from Investments

Analysis	Unrestricted funds	Total funds 2025	Total funds 2024
	£	£	£
Interest income	972.53	972.53	792.08
Total	972.53	972.53	792.08

5. Donated Goods, Facilities and Services

The scheme run from two units of which no rent is charged, and they take charitable relief and discretionary relief from the rates. This is being treated as a gift in kind.

Donations of services and facilities and are recognised as income with an equivalent amount recognised as an expense under the appropriate heading in the SOFA.

Donations by way of unpaid volunteers are not recognised in the accounts.

6. Expenditure on Raising Funds

Analysis	Total funds 2025	Total funds 2024
	£	£
Operating charity shops	27,026.44	19,292.93
Van Costs	5,886.95	4,923.67
Total	32,913.39	24,216.60
Support Costs	237.10	176.18
	33,150.49	24,392.78

7. Expenditure on Charitable Activities

Analysis	Total funds 2025	Total funds 2024
	£	£
Bank charges	1,166.15	1,385.13
Charity running cost	1,788.62	1,946.47
Cost of services	1,434.33	765.01
Donations	264.67	593.21
Legal/professional fees	542.60	564.00

Wages and salaries	73,009.57	69,401.57
Staff costs	1,139.32	186.60
Volunteer Costs	3,672.30	2,370.93
Travel, Entertaining & Subsistence	1,941.67	1,579.95
Total	84,959.23	78,792.87
Support Costs	909.10	848.18
	85,868.33	79,641.05

8. Support Costs

	Total funds 2025	Total funds 2024
Analysis	£	£
Support Costs		
Printing and stationery	474.20	352.36
Governance Costs		
Independent examiners fees	672.00	672.00
	1,146.20	1,024.36

9. Other Expenditure

Analysis	Unrestricted funds	Total funds 2025	Total funds 2024
	£	£	£
Depreciation Charge for the Year - Plant & Machinery	129.08	129.08	61.74
Depreciation Charge for the Year - Motor Vehicles	2,557.24	2,557.24	3,959.60
Depreciation Charge for the Year - Fixtures & Fittings	195.08	195.08	384.66
Depreciation Charge for the Year - Computer Equipment	-	-	657.48
Other Expenditure	287.14	287.14	273.52
Total	3,168.54	3,168.54	5,337.00

10. Details of certain Items of Expenditure

	This year	Last year
	£	£
Independent examiner's fees	400	400
Other fees (for example: financial advice, consultancy, accountancy services) paid to the independent examiner	200	200

11. Employee's Emoluments

11.1 Staff Costs

	This year£	Last year£
Salaries and wages	70,119.10	67,133.74
Social security costs	0	113.90
Pension costs (defined contribution scheme)	2,890.47	2,153.94
Total staff costs	73,009.57	69,401.58

11.2 Average head count in the year

11.3 Ex-gratia payments to employees and others (excluding trustees)

11.4 Redundancy payments

12. Defined contribution Pension Scheme

	This year	Last year
	£	£
Amount of contributions recognised in the SOFA as an expense	2,890.47	2,153.94

13. Tangible Fixed Assets

	Plant & Machinery	Motor Vehicles	Fixtures & Fittings	Computer Equipment
	£	£	£	£
13.1 Cost or valuation				
At 01 April 2024	246.97	19,798.00	3,527.85	3,400.38
Additions	494.00	-	-	-
Disposals	-	-	-	-
Revaluations	-	-	-	-
Transfers	-	-	-	-
At 31 March 2025	740.97	19,798.00	3,527.85	3,400.38

13.2 Depreciation and impairments

At 01 April 2024	133.78	17,240.80	3,217.69	3,400.38
Charge for the year	129.08	2,557.20	195.08	-
Disposals	-	-	-	-
Revaluations	-	-	-	-
Transfers	-	-	-	-
At 31 March 2025	262.86	19,798.00	3,412.77	3,400.38

13.3 Net book value

At 01 April 2024	113.19	2,557.20	310.16	-
At 31 March 2025	478.11	-	115.08	-

14. Debtors: Amounts falling due within one year

	Total funds 2025	Total funds 2024
	£	£
Prepayments & accrued income	613.44	681.63
Trade debtors	799.50	1,363.81
Other debtors	923.53	19.12
Total	2,336.47	2,064.56

15. Cash at bank and in hand

	Total funds 2025	Total funds 2024
	£	£
Short term deposits	51,498.81	50,526.28
Cash at bank and in hand	63,111.65	44,771.37
Total	114,610.46	95,297.65

16. Creditors: Amounts falling due within one year

	Total funds 2025	Total funds 2024
	£	£
Trade creditors	1,118.58	723.12
Accruals and deferred income	672.00	672.00
Taxation and social security	(9.43)	-
Other creditors	19.33	19.32
Total	1,800.48	1,414.44

17. Charity funds

17.1 Details of material funds held and movements during the CURRENT reporting period

Fund names	Fund balances brought forward £	Income £	Expenditure £	Transfers £	Gains and losses £	Fund balances carried forward £
Unrestricted funds						
	98,638.36	117,920.64	101,109.36	-	-	115,449.64
	98,638.36	117,920.64	101,109.36	-	-	115,449.64
Restricted income funds						
	290.00	21,078.00	21,078.00	-	-	290.00
Total	197,566.72	256,919.28	223,296.72	-	-	231,189.28

17.2 Details of material funds held and movements during the PREVIOUS reporting period

Fund names	Fund balances brought forward £	Income £	Expenditure £	Transfers £	Gains and losses £	Fund balances carried forward £
Unrestricted funds	76,594.97	118,050.22	96,006.83	-	-	98,638.36
Restricted income funds	290.00	13,364.00	13,364.00	-	-	290.00
Total	76,884.97	131,414.22	109,370.83	-	-	98,928.36

18. Transactions with trustees and related parties

18.1 Trustee remuneration and benefits

There were no trustees' remuneration or other benefits for the year ended 31 March 2025. (2024: None).

18.2 Trustees' expenses

There were no trustees' expenses paid for the year ended 31 March 2025. (2024: None).

18.3 Transaction(s) with related parties

There has been no related party transaction in the reporting period (2024: None).

19. Average Number of Employees

Average Employees	This year	Last year
Support Staff	5	5
Total Employees	5	5

Average number of employees during this year : 5 and last year : 5

spruse Stevenage Reuse Scheme

England & Wales - Charity number 1058584

Accounts

Registered charity number: 1058584

Spruse Stevenage Reuse Scheme
Report of the trustees, and
unaudited financial statements for
the year ended
31 March 2024

Coulman Scott LLP 20-22 Wenlock Road, London, N1 7GU

Spruse Stevenage Reuse Scheme
Unaudited Financial
Statements Year Ended 31
March 2024

Independent Examiner's Report	5-6
Statement of Financial Activities	7
Balance Sheet	8
Notes to the accounts	9-15
Detailed Statement of financial Activities	16

Report of the Trustees For the year ended 31 March 2024 Spruse Stevenage Reuse Scheme

The trustees present their report with the financial statements of the charity for the year ended 31 March 2024. The trustees have adopted the provisions of the Statement of Recommended Practice (SORP) 'Accounting and Reporting by Charities' effective from January 2015.

Spruse Stevenage Reuse Scheme
Unaudited Financial
Statements Year Ended 31
March 2024
Reference and administrative details

Registered Charity number: 1058584

Principal address:
2-4 Willows Link
Stevenage
Hertfordshire
SG2 8AR

Trustees:

David Kissane	Resigned	12 September
Richard Brooks (Chair)	2023	
Jenny Wilson (Secretary)		
Peter Sharp (Treasurer)		
Christopher Clark		
Geraldine Rogers	Resigned	12 September
Bernadette Marie Hammick	2023	
Steve Mahoney	Appointed	12 September
Wendy Jackson	2023	
	Appointed	16 January 2024
	Appointed	12 September
	2023	
	Appointed	12 September
	2023	

Independent Examiner:
Shelley Coulman FMAAT FCCA
Coulman Scott LLP
20-22 Wenlock Road
London
N1 7GU

Report of the Trustees (continued) For the year ended 31 March 2024 Spruse Stevenage Reuse Scheme

Structure, Governance and Management

The charity is controlled by its governing document, constitution, and constitutes an unincorporated charity. The trustees are elected by the membership at the AGM.

Spruse Stevenage Reuse Scheme
Unaudited Financial
Statements Year Ended 31
March 2024

Spruse Stevenage Reuse Scheme (the Scheme) is administered and managed by the members of the Executive Committee which in addition to the officers and trustees includes advisers from relevant interested organisations in the community.

Objectives and activities

The objective of the Scheme is to support all residents in Stevenage who are on a low income or in conditions of need by the provision of furniture, electrical white goods and other household appliances to reduce debt, hardship or distress. The Scheme also works in collaboration with other agencies helping them to support their clients.

The Scheme was established with the aim of supporting Stevenage residents by making available to them good quality, affordable furniture for a low handling charge. The Scheme continues to provide this unique service by collecting and delivering free of charge suitable items, displaying them in the Scheme's shop and passing them on to ?

Additionally, the Scheme helps to protect the environment by promoting reuse of items which otherwise are very likely to go to landfill. Donors often comment that this is the only sustainable and affordable way to dispose of items that are no longer wanted, and customers say that they do not know what they would do without the services of the Scheme.

In carrying out these activities the trustees confirm adherence with the Charity Commission's guidance on public benefit activities.

As always, the Scheme is only able to continue to provide its much-needed services by the efforts of the dedicated staff, volunteers and trustees who contribute so much of their time and energy. Their hard work and dedication are highly valued as without them the Scheme would be unable to continue and again thanks go to everyone who has been involved. There scheme has been successful in recruiting volunteers and has been able to offer paid employment to a former volunteer. Additionally, the scheme has had some changes with the board of trustees with three new trustees being elected at the AGM. Sadly, during the year a much-loved volunteer had passed and is sorely missed by all.

Some staff changes in the year made recruitment a priority in which the scheme has recruited two new drivers providing more flexibility for absences.

Report of the Trustees (continued) For the year ended 31 March 2024 Spruse Stevenage Reuse Scheme

Demand for the Scheme's services has continued to rise throughout the year and discussions were held to consider making an offer to lease the adjoining empty units when these became available. This will require extensive renovations and permission to knock through to incorporate these units with the existing shop. This was discussed with the landlord, Stevenage Borough Council, and terms for a new lease agreed in theory. As the Scheme is still awaiting a formal lease of the existing shop it is hoped that the two can be arranged to run concurrently.

Spruse Stevenage Reuse Scheme
Unaudited Financial
Statements Year Ended 31
March 2024

There have been several repairs to the external structure of the shop by Stevenage Borough Council although one minor addition is still required. There may be an issue with the roof leaking which had previously been resolved but this will require further monitoring. Additionally, the Scheme has paid for new safety flooring to replace the existing torn flooring in the loading area.

Once again, the Scheme was able to make a generous donation of toys at Christmas to the Toy Shed.

Reserves Policy

Spruse Stevenage Reuse Scheme reserves policy is in place to protect relevant parties in the unlikely event that the scheme's income reduces, and the scheme is unable to continue.

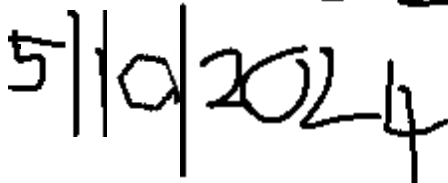
Risk management

The trustees have a duty to identify and review risks to which the charity is exposed and to ensure appropriate controls are in place to provide reasonable assurance against fraud and error.

On Behalf of the Board:
Richard Brooks (Chair)



Date:



Independent Examiners report to the trustees of
Spruse Stevenage Reuse Scheme.

I report on the accounts for the year ended 31 March 2024 set out on pages 8 to 17.

Registered charity number: 1058584

Spruse Stevenage Reuse Scheme
Unaudited Financial
Statements Year Ended 31
March 2024

Spruse Stevenage Reuse Scheme
Report of the trustees, and
unaudited financial statements for
the year ended
31 March 2024

Coulman Scott LLP 20-22 Wenlock Road, London, N1 7GU

<u>Contents</u>	<u>Page</u>
Report of the Trustees	2-4
Independent Examiner's Report	5-6
Statement of Financial Activities	7
Balance Sheet	8
Notes to the accounts	9-15
Detailed Statement of financial Activities	16

Report of the Trustees For the year ended 31 March 2024 Spruse Stevenage Reuse Scheme

The trustees present their report with the financial statements of the charity for the year ended 31 March 2024. The trustees have adopted the provisions of the Statement of Recommended Practice (SORP) 'Accounting and Reporting by Charities' effective from January 2015.

Reference and administrative details

Registered Charity number: 1058584

Principal address:
2-4 Willows Link
Stevenage
Hertfordshire
SG2 8AR

Trustees:
David Kissane Resigned 12 September

Spruse Stevenage Reuse Scheme
Unaudited Financial
Statements Year Ended 31
March 2024

Richard Brooks (Chair)	2023		
Jenny Wilson (Secretary)			
Peter Sharp (Treasurer)			
Christopher Clark			
Geraldine Rogers	Resigned	12	September
Bernadette Marie Hammick	2023		
Steve Mahoney	Appointed	12	September
Wendy Jackson	2023		
	Appointed	16	January 2024
	Appointed	12	September
	2023		
	Appointed	12	September
	2023		

Independent Examiner:
Shelley Coulman FMAAT FCCA
Coulman Scott LLP
20-22 Wenlock Road
London
N1 7GU

Report of the Trustees (continued) For the year ended 31 March 2024 Spruse Stevenage Reuse Scheme

Structure, Governance and Management

The charity is controlled by its governing document, constitution, and constitutes an unincorporated charity. The trustees are elected by the membership at the AGM.

Spruse Stevenage Reuse Scheme (the Scheme) is administered and managed by the members of the Executive Committee which in addition to the officers and trustees includes advisers from relevant interested organisations in the community.

Objectives and activities

The objective of the Scheme is to support all residents in Stevenage who are on a low income or in conditions of need by the provision of furniture, electrical white goods and other household appliances to reduce debt, hardship or distress. The Scheme also works in collaboration with other agencies helping them to support their clients.

The Scheme was established with the aim of supporting Stevenage residents by making available to them good quality, affordable furniture for a low handling charge. The Scheme continues to provide this unique service by collecting and delivering free of charge suitable items, displaying them in the Scheme's shop and passing them on to ?

Spruse Stevenage Reuse Scheme
Unaudited Financial
Statements Year Ended 31
March 2024

Additionally, the Scheme helps to protect the environment by promoting reuse of items which otherwise are very likely to go to landfill. Donors often comment that this is the only sustainable and affordable way to dispose of items that are no longer wanted, and customers say that they do not know what they would do without the services of the Scheme.

In carrying out these activities the trustees confirm adherence with the Charity Commission's guidance on public benefit activities.

As always, the Scheme is only able to continue to provide its much-needed services by the efforts of the dedicated staff, volunteers and trustees who contribute so much of their time and energy. Their hard work and dedication are highly valued as without them the Scheme would be unable to continue and again thanks go to everyone who has been involved. The scheme has been successful in recruiting volunteers and has been able to offer paid employment to a former volunteer. Additionally, the scheme has had some changes with the board of trustees with three new trustees being elected at the AGM. Sadly, during the year a much-loved volunteer had passed and is sorely missed by all.

Some staff changes in the year made recruitment a priority in which the scheme has recruited two new drivers providing more flexibility for absences.

Report of the Trustees (continued) For the year ended 31 March 2024 Spruse Stevenage Reuse Scheme

Demand for the Scheme's services has continued to rise throughout the year and discussions were held to consider making an offer to lease the adjoining empty units when these became available. This will require extensive renovations and permission to knock through to incorporate these units with the existing shop. This was discussed with the landlord, Stevenage Borough Council, and terms for a new lease agreed in theory. As the Scheme is still awaiting a formal lease of the existing shop it is hoped that the two can be arranged to run concurrently.

There have been several repairs to the external structure of the shop by Stevenage Borough Council although one minor addition is still required. There may be an issue with the roof leaking which had previously been resolved but this will require further monitoring. Additionally, the Scheme has paid for new safety flooring to replace the existing torn flooring in the loading area.

Once again, the Scheme was able to make a generous donation of toys at Christmas to the Toy Shed.

Reserves Policy

Spruse Stevenage Reuse Scheme reserves policy is in place to protect relevant parties in the unlikely event that the scheme's income reduces, and the scheme is unable to continue.

Spruse Stevenage Reuse Scheme
Unaudited Financial
Statements Year Ended 31
March 2024

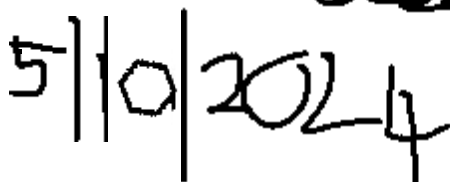
Risk management

The trustees have a duty to identify and review risks to which the charity is exposed and to ensure appropriate controls are in place to provide reasonable assurance against fraud and error.

On Behalf of the Board:
Richard Brooks (Chair)

A handwritten signature in black ink, appearing to read 'R Brooks', written over a vertical line.

Date:

A handwritten date '5/10/2024' written in black ink, with vertical lines separating the day, month, and year.

Independent Examiners report to the trustees of
Spruse Stevenage Reuse Scheme.

Statement of financial Activities

For the year ended 31 March 2024

		Unrestricted Funds	Restricted Funds	2024 Total Funds	2023 Total Funds
	Notes	£	£	£	£
<u>Incoming resources</u>					
Incoming resources generated funds					
Voluntary Income	3	5,067	286	5,353	7,561
Activities for generating funds	3	112,191	13,078	125,269	108,769
<u>Investment Income</u>	<u>3</u>	<u>792</u>	<u>-</u>	<u>792</u>	<u>129</u>
Total Incoming resources		118,050	13,364	131,414	116,459
<u>Resources expended</u>					
Costs of generating funds					
Fundraising trading: costs of goods sold and other costs	5	96,007	13,364	109,371	107,365
-	-	-	-	-	-
Net Incoming / (Outcoming) resources		22,043	-	22,043	9,094
<u>Reconciliation of funds</u>					
<u>Total funds brought forward</u>	<u>13</u>	<u>76,595</u>	<u>290</u>	<u>76,885</u>	<u>67,791</u>
<u>Transfer between funds</u>	<u>13</u>	<u>-</u>	<u>-</u>	<u>-</u>	<u>-</u>
<u>Total funds carried forward</u>		<u>98,638</u>	<u>290</u>	<u>98,928</u>	<u>76,885</u>

Spruse Stevenage Reuse Scheme
 Unaudited Financial
 Statements Year Ended 31
 March 2024

Balance Sheet

As at 31 March 2024

	Notes	Unrestricted Funds £	Restricted Funds £	2024 Total Funds £	2023 Total Funds £
<u>Fixed Assets</u>					
Tangible Fixed Assets	8	2,981	-	2,981	7,748
<u>Current Assets</u>					
Trade Debtors	9	1,364	-	1,364	693
Prepayments	9	682	-	682	1,747
<u>Cash at bank and in hand</u>	<u>11</u>	<u>95,026</u>	<u>290</u>		
Total current assets		97,072	290	97,362	70,134
<u>Current Liabilities</u>					
<u>Creditors amounts due within one year</u>	<u>10</u>	<u>1,415</u>	<u>-</u>	<u>1,415</u>	<u>997</u>
Total current assets less current liabilities		95,657	290	95,947	69,137
<hr/>					
<u>Net assets</u>		<u>98,638</u>	<u>290</u>	<u>98,928</u>	<u>76,885</u>
<hr/>					
<u>Funds</u>				<u>95,317</u>	<u>67,694</u>
Unrestricted funds	12	98,638		98,638	76,595
<u>Restricted funds</u>	<u>12</u>	<u>-</u>	<u>290</u>	<u>290</u>	<u>290</u>
<u>Total funds</u>		<u>98,638</u>	<u>290</u>	<u>98,928</u>	<u>76,885</u>

Notes to the financial statements For the year ended 31 March 2024

1 Basis of preparation

1.1 Basis of accounting

These accounts have been prepared under the historical cost convention with items recognised at cost or transaction value unless otherwise stated in the relevant note(s) to these accounts. They have been prepared in accordance with the Statement of Recommended Practice: Accounting and Reporting by Charities, Financial Reporting Standard applicable in the UK and Republic of Ireland (FRS 102) issued on 16 July 2014 and with the Charities Act 2011.

The charity constitutes a public benefit entity as defined by FRS102.

1.2 Going Concern

The trustees deem the charity to be a going concern for the next twelve months and will continue to monitor this.

2 Accounting Policies

2.1 Recognition of income

All income is included within the Statement of Financial Activities (SOFA) when the charity is legally entitled to the income and the amount can be quantified with reasonable accuracy.

Grants and donations are only included in the SOFA when the general income recognition criteria are met (5.10 to 5.12 FRS102 SORP).

Trading income is recognised at point of sale for both donated and purchased goods.

The charity has the use of two building in which they are not charged rent and claim for an exemption for rates, these are treated as donation of services and facilities and are recognised as income with an equivalent amount recognised as an expense under the appropriate heading in the SOFA.

2.2 Expenditure and liabilities

Liabilities are recognised where it is more likely than not that there is a legal or constructive obligation committing the charity to pay out resources and the amount of the obligation can be measured with reasonable certainty.

Accounting Policies (continued)

Expenditure is accounted for on an accruals basis and has been classified under headings that aggregate all cost related to the category. Where costs cannot be directly attributed to particular headings, they have been allocated to activities on a basis consistent with the use of resources.

2.3 Tangible fixed assets

Depreciation is provided at the following annual rates in order to write off each asset over its estimated useful life.

Plant and Machinery	25% on cost
Motor vehicles	20% on cost
Office Equipment & IT	33.33% on cost
Fixtures & Fittings	33.33% on cost

2.4 Taxation

The charity is exempt from tax on its charitable activities.

2.5 Fund accounting

Unrestricted funds can be used in accordance with the charitable objectives at the discretion of the trustees.

Restricted funds can only be used for restricted purposes within the objects of the charity. Restrictions arise when specified by the donor or when funds are raised for particular purpose.

Further explanation of the nature and purpose of each fund is included in the notes to the financial statements

2.6 Reserves Policy

Spruse Stevenage Reuse Scheme reserves policy aims to keep designated funds at a level equal to three months budgeted expenditure with an aim of not falling below six week's budgeted expenditure.

3 Analysis of Income

			<u>2024</u>	<u>2023</u>
	Unrestricted funds	Restricted income funds	Total Funds	Total Funds
	£	£	£	£
<u>Donations and legacies</u>				
Donations and Gifts	5,067	286	5,353	6,791
General grants				-
<u>Donated facilities and services</u>		<u>13,078</u>	<u>13,078</u>	<u>13,078</u>
Total	5,067	13,364	18,431	19,869
<u>Other trading activities</u>				
Trading Income	112,191	-	112,191	94,461
<u>Investment income</u>				
Interest income	792	-	792	129
-	--		-	
<u>Total Income</u>	<u>118,050</u>	<u>13,364</u>	<u>131,414</u>	<u>116,459</u>

4 Donated goods, facilities and services

	<u>2024</u>	<u>2023</u>
	£	£
Use of property Rent	10,600	10,600
<u>Rates (Discretionary Charitable relief)</u>	<u>2,579</u>	<u>2,579</u>
<u>Total</u>	<u>13,078</u>	<u>13,078</u>

The scheme run from two units of which no rent is charged, and they take charitable relief and discretionary relief from the rates. This is being treated as a gift in kind.

Donations of services and facilities and are recognised as income with an equivalent amount recognised as an expense under the appropriate heading in the SOFA.

Donations by way of unpaid volunteers are not recognised in the accounts.

5 Analysis of expenditure

	Unrestricted	Restricted	2024	2023 funds	funds
		£	£	£	£
<u>Expenditure on raising funds</u>				<u>109,37</u>	<u>107,36</u>
				<u>1</u>	<u>5</u>
<u>Support Costs</u>		<u>96,007</u>	<u>13,078</u>	<u>109,37</u>	<u>107,36</u>
<u>Total</u>		<u>96,007</u>	<u>13,078</u>	<u>1</u>	<u>5</u>

6 Details of items of expenditure

	2024	2023
	£	£
<u>Fees for the examination of the accounts Independent Examiners Fee</u>	<u>600</u>	<u>600</u>

7 Paid employees

7.1 Staff costs

	2024	2023
	£	£
<u>Salaries and wages</u>	<u>69,402</u>	<u>63,958</u>
<u>Total staff costs</u>	<u>69,402</u>	<u>63,958</u>

No employees received emoluments in excess of £60,000. (2023: none)

7.2 Average headcount in the year

The average number of employees during the year was as follows

	2024	2023
<u>Support staff</u>	<u>5</u>	<u>5</u>

7.3 Ex gratia payments to employees and others

There were no termination payments were made during the year (2023: £Nil).

8 Tangible fixed assets

	Fixtures & Fittings £	Plant and Machinery £	Motor Vehicles £	Totals £
<u>Cost</u>				
At 1 April 2023	21,827	6,397	19,798	48,023
Additions	296	-	-	-
<u>Disposals</u>	-	-	-	-
<u>At 31 March 2024</u>	<u>22,123</u>	<u>6,397</u>	<u>19,798</u>	<u>48,023</u>
<u>Depreciation</u>				
At 1 April 2023	21,558	5,434	13,282	40,274
Depreciation charge for the year	384	720	3,959	
<u>Depreciation eliminated on disposal</u>	-	-	-	-
<u>At 31 March 2024</u>	<u>21,942</u>	<u>5,470</u>	<u>17,241</u>	
<u>Net book value</u>				
<u>At 31 March 2024</u>	<u>181</u>	<u>243</u>	<u>2,557</u>	<u>13,830</u>
At 1 April 2023	269	963	6,516	7,748

9 Debtors and prepayments

	2024	2023
Trade Debtors	1,364	693
<u>Prepayments Total Debtors</u>	<u>682</u>	<u>1,747</u>
	<u>2,046</u>	<u>2,440</u>

10 Creditors and accruals due less than 1 year

	2024	2023
<u>Other creditors</u>	<u>1,415</u>	<u>997</u>
<u>Total creditors</u>	<u>1,415</u>	<u>997</u>

11 Cash at bank and in hand

2024	2023
------	------

Spruse Stevenage Reuse Scheme
 Unaudited Financial
 Statements Year Ended 31
 March 2024

Cash at bank and in hand restricted	290	290
<u>Cash at bank and in hand unrestricted</u>	<u>95,026</u>	<u>67,404</u>
<u>Total cash at bank and in hand</u>	<u>95,316</u>	<u>67,694</u>

12 Movement in funds

	At 31.03.23	Net movement in funds	At 31.03.24
	£	£	£
<u>Unrestricted funds</u>			
General fund	76,595	22,043	98,638
<u>Restricted funds</u>	290	-	290
White Stuff Foundation			
	76,885	22,043	98,928

Net movement in funds, included in the above are as follows:

	Incoming resources	Resources expended	Movement in funds
	£	£	£
Unrestricted funds	118,050	96,007	22,043
Restricted funds	13,364	13,364	-
-	<u>131,414</u>	<u>109,371</u>	22,043

Donated goods, facilities and services (see note 4) totally £13,078 have been included within restricted funds.

No Grants were received (2023: None)

13 Transactions with trustees and related parties

13.1 Trustees' remuneration and benefits

There were no trustees' remuneration or other benefits for the year ended 31 March 2024. (2023: None).

13.2 Trustees' expenses

There were no trustees' expenses paid for the year ended 31 March 2024. (2023: None).

13.3 Transactions with related parties

There has been no related party transaction in the reporting period (2023: None).

Detailed statement of financial activities for the year ended 31 March 2024

	2024	2023
	£	£
<u>Incoming resources</u>		
<u>Voluntary income</u>		
Donations	5,353	6,791
<u>Rents and Rates in kind (SBC)</u>	<u>13,078</u>	<u>13,078</u>
<u>Activities for generating finds</u>		
Shop income	112,191	96,461
<u>Investment income</u>		
<u>Deposit account interest</u>	<u>792</u>	<u>129</u>
Total incoming resources	131,414	116,459
<u>Resources expended Support Costs</u>		
Distribution expenses	765	911
Wages	69,402	63,958
Training	-	138
Clothing Costs	187	153
Insurance	2,546	2,935
Light and heat	2,932	2,595
Telephone and Internet	952	752
Printing, Postage and stationery	352	530
Sundries	274	18
Rent and Rates	13,452	13,078
Premises Costs	741	1,289
Vehicle running costs	4,924	6,825
Volunteer costs and canteen	3,951	2,538
IT costs	210	216
Water	406	175
Accountancy	672	1,664
Consultancy and professional fees	564	1,302
Subscriptions	-	133
Bank Charges and interest	1,385	1,297
Depreciation	5,063	6,081
<u>Charitable Donations</u>	<u>593</u>	<u>777</u>

Spruse Stevenage Reuse Scheme
Unaudited Financial
Statements Year Ended 31
March 2024

<u>Total resources expended</u>	<u>109,371</u>	<u>107,365</u>
<u>Net income/(expenditure)</u>	<u>22,043</u>	<u>9,094</u>

Statement of financial Activities

For the year ended 31 March 2024

		Unrestricted Funds	Restricted Funds	2024 Total Funds	2023 Total Funds
	Notes	£	£	£	£
<u>Incoming resources</u>					
Incoming resources generated funds					
Voluntary Income	3	5,067	286	5,353	7,561
Activities for generating funds	3	112,191	13,078	125,269	108,769
<u>Investment Income</u>	<u>3</u>	<u>792</u>	<u>-</u>	<u>792</u>	<u>129</u>
Total Incoming resources		118,050	13,364	131,414	116,459
<u>Resources expended</u>					
Costs of generating funds					
Fundraising trading: costs of goods sold and other costs	5	96,007	13,364	109,371	107,365
-	-	-	-	-	-
Net Incoming / (Outcoming) resources		22,043	-	22,043	9,094
<u>Reconciliation of funds</u>					
<u>Total funds brought forward</u>	<u>13</u>	<u>76,595</u>	<u>290</u>	<u>76,885</u>	<u>67,791</u>
<u>Transfer between funds</u>	<u>13</u>	<u>-</u>	<u>-</u>	<u>-</u>	<u>-</u>
<u>Total funds carried forward</u>		<u>98,638</u>	<u>290</u>	<u>98,928</u>	<u>76,885</u>

Spruse Stevenage Reuse Scheme
 Unaudited Financial
 Statements Year Ended 31
 March 2024

Balance Sheet

As at 31 March 2024

	Notes	Unrestricted Funds £	Restricted Funds £	2024 Total Funds £	2023 Total Funds £
<u>Fixed Assets</u>					
Tangible Fixed Assets	8	2,981	-	2,981	7,748
<u>Current Assets</u>					
Trade Debtors	9	1,364	-	1,364	693
Prepayments	9	682	-	682	1,747
<u>Cash at bank and in hand</u>	<u>11</u>	<u>95,026</u>	<u>290</u>		
Total current assets		97,072	290	97,362	70,134
<u>Current Liabilities</u>					
<u>Creditors amounts due within one year</u>	<u>10</u>	<u>1,415</u>	<u>-</u>	<u>1,415</u>	<u>997</u>
Total current assets less current liabilities		95,657	290	95,947	69,137
<hr/>					
<u>Net assets</u>		<u>98,638</u>	<u>290</u>	<u>98,928</u>	<u>76,885</u>
<hr/>					
<u>Funds</u>				<u>95,317</u>	<u>67,694</u>
Unrestricted funds	12	98,638		98,638	76,595
<u>Restricted funds</u>	<u>12</u>	<u>-</u>	<u>290</u>	<u>290</u>	<u>290</u>
<u>Total funds</u>		<u>98,638</u>	<u>290</u>	<u>98,928</u>	<u>76,885</u>

Notes to the financial statements For the year ended 31 March 2024

1 Basis of preparation

1.1 Basis of accounting

These accounts have been prepared under the historical cost convention with items recognised at cost or transaction value unless otherwise stated in the relevant note(s) to these accounts. They have been prepared in accordance with the Statement of Recommended Practice: Accounting and Reporting by Charities, Financial Reporting Standard applicable in the UK and Republic of Ireland (FRS 102) issued on 16 July 2014 and with the Charities Act 2011.

The charity constitutes a public benefit entity as defined by FRS102.

1.2 Going Concern

The trustees deem the charity to be a going concern for the next twelve months and will continue to monitor this.

2 Accounting Policies

2.1 Recognition of income

All income is included within the Statement of Financial Activities (SOFA) when the charity is legally entitled to the income and the amount can be quantified with reasonable accuracy.

Grants and donations are only included in the SOFA when the general income recognition criteria are met (5.10 to 5.12 FRS102 SORP).

Trading income is recognised at point of sale for both donated and purchased goods.

The charity has the use of two building in which they are not charged rent and claim for an exemption for rates, these are treated as donation of services and facilities and are recognised as income with an equivalent amount recognised as an expense under the appropriate heading in the SOFA.

2.2 Expenditure and liabilities

Liabilities are recognised where it is more likely than not that there is a legal or constructive obligation committing the charity to pay out resources and the amount of the obligation can be measured with reasonable certainty.

Accounting Policies (continued)

Expenditure is accounted for on an accruals basis and has been classified under headings that aggregate all cost related to the category. Where costs cannot be directly attributed to particular headings, they have been allocated to activities on a basis consistent with the use of resources.

2.3 Tangible fixed assets

Depreciation is provided at the following annual rates in order to write off each asset over its estimated useful life.

Plant and Machinery	25% on cost
Motor vehicles	20% on cost
Office Equipment & IT	33.33% on cost
Fixtures & Fittings	33.33% on cost

2.4 Taxation

The charity is exempt from tax on its charitable activities.

2.5 Fund accounting

Unrestricted funds can be used in accordance with the charitable objectives at the discretion of the trustees.

Restricted funds can only be used for restricted purposes within the objects of the charity. Restrictions arise when specified by the donor or when funds are raised for particular purpose.

Further explanation of the nature and purpose of each fund is included in the notes to the financial statements

2.6 Reserves Policy

Spruse Stevenage Reuse Scheme reserves policy aims to keep designated funds at a level equal to three months budgeted expenditure with an aim of not falling below six week's budgeted expenditure.

3 Analysis of Income

			<u>2024</u>	<u>2023</u>
	Unrestricted funds	Restricted income funds	Total Funds	Total Funds
	£	£	£	£
<u>Donations and legacies</u>				
Donations and Gifts	5,067	286	5,353	6,791
General grants				-
<u>Donated facilities and services</u>		<u>13,078</u>	<u>13,078</u>	<u>13,078</u>
<u>Total</u>	<u>5,067</u>	<u>13,364</u>	<u>18,431</u>	<u>19,869</u>
<u>Other trading activities</u>				
Trading Income	112,191	-	112,191	94,461
<u>Investment income</u>				
Interest income	792	-	792	129
-	--		-	
<u>Total Income</u>	<u>118,050</u>	<u>13,364</u>	<u>131,414</u>	<u>116,459</u>

4 Donated goods, facilities and services

	<u>2024</u>	<u>2023</u>
	£	£
Use of property Rent	10,600	10,600
<u>Rates (Discretionary Charitable relief)</u>	<u>2,579</u>	<u>2,579</u>
<u>Total</u>	<u>13,078</u>	<u>13,078</u>

The scheme run from two units of which no rent is charged, and they take charitable relief and discretionary relief from the rates. This is being treated as a gift in kind.

Donations of services and facilities and are recognised as income with an equivalent amount recognised as an expense under the appropriate heading in the SOFA.

Donations by way of unpaid volunteers are not recognised in the accounts.

5 Analysis of expenditure

	Unrestricted	Restricted	2024	2023 funds	funds
<u>Expenditure on raising funds</u>		£	£	£	£
				<u>109,37</u>	<u>107,36</u>
				<u>1</u>	<u>5</u>
<u>Support Costs</u>		<u>96,007</u>	<u>13,078</u>	<u>109,37</u>	<u>107,36</u>
<u>Total</u>		<u>96,007</u>	<u>13,078</u>	<u>1</u>	<u>5</u>

6 Details of items of expenditure

	2024	2023
<u>Fees for the examination of the accounts Independent Examiners Fee</u>	£	£
	<u>600</u>	<u>600</u>

7 Paid employees

7.1 Staff costs

	2024	2023
	£	£
<u>Salaries and wages</u>	<u>69,402</u>	<u>63,958</u>
<u>Total staff costs</u>	<u>69,402</u>	<u>63,958</u>

No employees received emoluments in excess of £60,000. (2023: none)

7.2 Average headcount in the year

The average number of employees during the year was as follows

	2024	2023
<u>Support staff</u>	<u>5</u>	<u>5</u>

7.3 Ex gratia payments to employees and others

There were no termination payments were made during the year (2023: £Nil).

8 Tangible fixed assets

	Fixtures & Fittings £	Plant and Machinery £	Motor Vehicles £	Totals £
<u>Cost</u>				
At 1 April 2023	21,827	6,397	19,798	48,023
Additions	296	-	-	-
<u>Disposals</u>	-	-	-	-
<u>At 31 March 2024</u>	<u>22,123</u>	<u>6,397</u>	<u>19,798</u>	<u>48,023</u>
<u>Depreciation</u>				
At 1 April 2023	21,558	5,434	13,282	40,274
Depreciation charge for the year	384	720	3,959	
<u>Depreciation eliminated on disposal</u>	-	-	-	-
<u>At 31 March 2024</u>	<u>21,942</u>	<u>5,470</u>	<u>17,241</u>	
<u>Net book value</u>				
<u>At 31 March 2024</u>	<u>181</u>	<u>243</u>	<u>2,557</u>	<u>13,830</u>
At 1 April 2023	269	963	6,516	7,748

9 Debtors and prepayments

	2024	2023
Trade Debtors	1,364	693
<u>Prepayments Total Debtors</u>	<u>682</u>	<u>1,747</u>
	<u>2,046</u>	<u>2,440</u>

10 Creditors and accruals due less than 1 year

	2024	2023
<u>Other creditors</u>	<u>1,415</u>	<u>997</u>
<u>Total creditors</u>	<u>1,415</u>	<u>997</u>

11 Cash at bank and in hand

2024	2023
------	------

Spruse Stevenage Reuse Scheme
 Unaudited Financial
 Statements Year Ended 31
 March 2024

Cash at bank and in hand restricted	290	290
<u>Cash at bank and in hand unrestricted</u>	<u>95,026</u>	<u>67,404</u>
<u>Total cash at bank and in hand</u>	<u>95,316</u>	<u>67,694</u>

12 Movement in funds

	At 31.03.23	Net movement in funds	At 31.03.24
	£	£	£
<u>Unrestricted funds</u>			
General fund	76,595	22,043	98,638
<u>Restricted funds</u>	290	-	290
White Stuff Foundation			
	76,885	22,043	98,928

Net movement in funds, included in the above are as follows:

	Incoming resources	Resources expended	Movement in funds
	£	£	£
Unrestricted funds	118,050	96,007	22,043
Restricted funds	13,364	13,364	-
-	<u>131,414</u>	<u>109,371</u>	22,043

Donated goods, facilities and services (see note 4) totally £13,078 have been included within restricted funds.

No Grants were received (2023: None)

13 Transactions with trustees and related parties

13.1 Trustees' remuneration and benefits

There were no trustees' remuneration or other benefits for the year ended 31 March 2024. (2023: None).

13.2 Trustees' expenses

There were no trustees' expenses paid for the year ended 31 March 2024. (2023: None).

13.3 Transactions with related parties

There has been no related party transaction in the reporting period (2023: None).

Detailed statement of financial activities for the year ended 31 March 2024

	2024	2023
	£	£
<u>Incoming resources</u>		
<u>Voluntary income</u>		
Donations	5,353	6,791
<u>Rents and Rates in kind (SBC)</u>	<u>13,078</u>	<u>13,078</u>
<u>Activities for generating funds</u>		
Shop income	112,191	96,461
<u>Investment income</u>		
<u>Deposit account interest</u>	<u>792</u>	<u>129</u>
Total incoming resources	131,414	116,459
<u>Resources expended Support Costs</u>		
Distribution expenses	765	911
Wages	69,402	63,958
Training	-	138
Clothing Costs	187	153
Insurance	2,546	2,935
Light and heat	2,932	2,595
Telephone and Internet	952	752
Printing, Postage and stationery	352	530
Sundries	274	18
Rent and Rates	13,452	13,078
Premises Costs	741	1,289
Vehicle running costs	4,924	6,825
Volunteer costs and canteen	3,951	2,538
IT costs	210	216
Water	406	175
Accountancy	672	1,664
Consultancy and professional fees	564	1,302
Subscriptions	-	133
Bank Charges and interest	1,385	1,297
Depreciation	5,063	6,081
<u>Charitable Donations</u>	<u>593</u>	<u>777</u>

Spruse Stevenage Reuse Scheme
Unaudited Financial
Statements Year Ended 31
March 2024

<u>Total resources expended</u>	<u>109,371</u>	<u>107,365</u>
<u>Net income/(expenditure)</u>	<u>22,043</u>	<u>9,094</u>

spruse Stevenage Reuse Scheme

England & Wales - Charity number 1058584

Accounts

Registered charity number: 1058584

Spruse Stevenage Reuse Scheme
Report of the trustees,
and unaudited financial statements
for the year ended
31 March 2023

Coulman Scott LLP
20-22 Wenlock Road, London, N1 7GU

Spruse Stevenage Reuse Scheme
Unaudited Financial Statements
Year Ended 31 March 2023

<u>Contents</u>	<u>Page</u>
Report of the Trustees	2-5
Independent Examiner's Report	6-7
Statement of Financial Activities	8
Balance Sheet	9
Notes to the accounts	10-16
Detailed Statement of financial Activities	17

Report of the Trustees

For the year ended 31 March 2023

Spruse Stevenage Reuse Scheme

The trustees present their report with the financial statements of the charity for the year ended 31 March 2023. The trustees have adopted the provisions of the Statement of Recommended Practice (SORP) 'Accounting and Reporting by Charities' effective from January 2015.

Reference and administrative details

Registered Charity number: 1058584

Principal address:

2-4 Willows Link

Stevenage

Hertfordshire

SG2 8AR

Trustees:

David Kissane

Richard Brooks (Chair)

Lorraine Bell (Vice Chair)

Resigned September 2022

Jenny Wilson (Secretary)

Peter Sharp

Christopher Clark

Independent Examiner:

Shelley Coulman FMAAT FCCA

Coulman Scott LLP

20-22 Wenlock Road

London

N1 7GU

Report of the Trustees (continued)
For the year ended 31 March 2023
Spruse Stevenage Reuse Scheme

Structure, Governance and Management

The charity is controlled by its governing document, constitution, and constitutes an unincorporated charity. The trustees are elected by the membership at the AGM.

Spruse Stevenage Reuse Scheme (the Scheme) is administered and managed by the members of the Executive Committee which in addition to the officers and trustees includes advisers from relevant interested organisations in the community.

Objectives and activities

The objective of Spruse (the Scheme) is to support all residents in Stevenage who are on a low income or in conditions of need by the provision of furniture, electrical white goods and other household accessories to reduce debt, hardship or distress. The scheme also works alongside other agencies helping them to support their clients.

The scheme was established with the aim of supporting Stevenage residents by making available to them good quality, affordable furniture for a low handling charge. The scheme continues to provide this unique service by collecting and delivering free of charge suitable items, displaying them in the scheme's shop and passing them on to anyone. Those on a proven low income pay a discounted price and approximately 80% of sales were made to such customers.

Additionally, the scheme helps to protect the environment by promoting reuse of items which otherwise are very likely to go to landfill. Donors often comment that this is the only sustainable and affordable to disposing of items that are no longer wanted and customers say that they do not know what they would do without the services of the scheme.

In carrying out these activities the trustees confirm adherence with the Charity Commission's guidance on public benefit activities.

Report of the Trustees (continued)
For the year ended 31 March 2023
Spruse Stevenage Reuse Scheme

Once again, Spruse is only able to continue to provide its much-needed services by the highly valued efforts of dedicated staff and volunteers who continue to contribute so much of their time and energy. Without their efforts the scheme would be unable to carry on and as always, thanks go to everyone who has been involved in allowing the scheme to keep running. Unfortunately, some volunteers have not been able to continue and have left the scheme, one to pursue paid employment, but new volunteers continue to be recruited and the scheme has been able to continue to offer paid employment to one individual.

After many discussions and employing the initial services of a qualified solicitor it was decided not to proceed with the change of charitable status from an unincorporated charity to an incorporated charity and the subsequent formalities as it was felt the existing provisions in the unlikely event of the charity having to be dissolved were satisfactory. As a result of this decision, the vice-chair resigned in September and was not replaced.

In December, a donation of £500 in food and £250 in toys was made to the Food Shed and the Toy shed respectively. The scheme continues to donate various baby and child items to this charity. Additionally, a donation was gratefully received from the Lions Club Stevenage.

In January, the scheme featured briefly on the BBC "Morning Live" program as part of their campaign to provide beds for children who needed them. It was hoped this would raise the profile of the scheme and increase donations and usage, as the scheme was subsequently included in the BBC's charity website.

The scheme also attended two awareness events, the first organised by a local business in conjunction with other Stevenage charities and the second at Stevenage library, both to help promote the scheme and attract new customers and volunteers.

Reserves Policy

Spruse Stevenage Reuse Scheme reserves policy is in place to protect relevant parties in the unlikely event that the scheme's income reduces, and the scheme is unable to continue.

Report of the Trustees (continued)
For the year ended 31 March 2023
Spruse Stevenage Reuse Scheme

Report of the Trustees (continued)
For the year ended 31 March 2023
Spruse Stevenage Reuse Scheme

Risk management

The trustees have a duty to identify and review risks to which the charity is exposed and to ensure appropriate controls are in place to provide reasonable assurance against fraud and error.

On Behalf of the Board:

Richard Brooks (Chair)



Date: 13-09-2023

Independent Examiners report to the trustees of
Spruse Stevenage Reuse Scheme.

I report on the accounts for the year ended 31 March 2023 set out on pages 8 to 17.

Respective responsibilities of trustees and examiner

The charity's trustees are responsible for the preparation of the accounts.

The charity's trustees consider that an audit is not required for this year (under Section 144(2) of the Charities Act 2011 (the 2011 Act)) and that an independent examination is required.

It is my responsibility to:

- examine the accounts under Section 145 of the 2011 Act
- to follow the procedures laid down in the General Directions given by the Charity Commission (under Section 145(5)(b) of the 2011 Act); and
- to state whether particular matters have come to my attention.

Basis of the independent examiner's report

My examination was carried out in accordance with the general Directions given by the Charity Commission. An examination includes a review of the accounting records kept by the charity and a comparison of the accounts presented with those records. It also includes consideration of any unusual items or disclosures in the accounts and seeking explanations from you as trustees concerning any such matters. The procedures undertaken do not provide all the evidence that would be required in an audit, and consequently no opinion is given as to whether the accounts present a 'true and fair view ' and the report is limited to those matters set out in the statements below.

Independent examiner's statement

The charity's gross income exceeded £25,000 and I am qualified to undertake the examination by being a qualified member of the Association of Certified Chartered Accountant (ACCA).

I have completed my examination. I confirm that no matter has come to my attention in connection with the examination (other than that disclosed below *) which gives me cause to believe that in, any material respect:

- the accounting records were not kept in accordance with section 130 of the Charities Act; or
- the accounts did not accord with the accounting records; or

Independent Examiners report to the trustees of
Spruse Stevenage Reuse Scheme. (continued)

- the accounts did not comply with the applicable requirements concerning the form and content of accounts set out in the Charities (Accounts and Reports) Regulations 2008 other than any requirement that the accounts give a 'true and fair' view which is not a matter considered as part of an independent examination

I have no material concerns and have come across no other matters in connection with the examination to which attention should be drawn in this report in order to enable a proper understanding of the accounts to be reached. The trustees are provided with details of control weakness' to support them in continuous improvements.



Shelley Coulman FCCA FMAAT
Coulman Scott LLP
20-22 Wenlock Road
London
N1 7GU

Date: 13 September 2023

Statement of financial Activities

For the year ended 31 March 2023

		Unrestricted	Restricted	2023	2022
	Notes	Funds	Funds	Total	Total
		£	£	Funds	Funds
				£	£
<u>Incoming resources</u>					
Incoming resources generated funds					
Voluntary Income	3	7,561	-	7,561	12,322
Activities for generating funds	3	95,691	13,078	108,769	88,273
Investment Income	3	129	-	129	3
Total Incoming resources		103,381	13,078	116,459	100,604
<u>Resources expended</u>					
Costs of generating funds					
Fundraising trading: costs of goods sold and other costs	5	94,287	13,078	107,365	(83,480)
Net Incoming / (Outcoming) resources		9,094	-	9,094	17,124
<u>Reconciliation of funds</u>					
Total funds brought forward	13	67,501	290	67,791	50,667
Transfer between funds	13	-	-	-	-
Total funds carried forward		76,595	290	76,885	67,791

Spruse Stevenage Reuse Scheme
 Unaudited Financial Statements
 Year Ended 31 March 2023

Balance Sheet

As at 31 March 2023

		Unrestricted	Restricted	2023	2022
	Notes	Funds	Funds	Total	Total
		£	£	Funds	Funds
				£	£
<u>Fixed Assets</u>					
Tangible Fixed Assets	8	7,748	-	7,748	13,830
<u>Current Assets</u>					
Trade Debtors	9	693	-	693	769
Prepayments & Accrued Income	9	1,747	-	1,747	443
Cash at bank and in hand	11	67,404	290	67,694	53,540
Total current assets		69,844	290	70,134	54,752
<u>Current Liabilities</u>					
Creditors amounts due within one year	10	997	-	997	791
Total current assets less current liabilities		68,847	290	69,137	53,961
Net assets		76,595	290	76,885	67,791
<u>Funds</u>					
Unrestricted funds	12	76,595		76,595	67,501
Restricted funds	12		290	290	290
Total funds		76,595	290	76,885	67,791

Notes to the financial statements

For the year ended 31 March 2023

1 Basis of preparation

1.1 Basis of accounting

These accounts have been prepared under the historical cost convention with items recognised at cost or transaction value unless otherwise stated in the relevant note(s) to these accounts. They have been prepared in accordance with the Statement of Recommended Practice: Accounting and Reporting by Charities, Financial Reporting Standard applicable in the UK and Republic of Ireland (FRS 102) issued on 16 July 2014 and with the Charities Act 2011.

The charity constitutes a public benefit entity as defined by FRS102.

1.2 Going Concern

The trustees deem the charity to be a going concern for the next twelve months and will continue to monitor this.

2 Accounting Policies

2.1 Recognition of income

All income is included within the Statement of Financial Activities (SOFA) when the charity is legally entitled to the income and the amount can be quantified with reasonable accuracy.

Grants and donations are only included in the SOFA when the general income recognition criteria are met (5.10 to 5.12 FRS102 SORP).

Trading income is recognised at point of sale for both donated and purchased goods.

The charity has the use of two building in which they are not charged rent and claim for an exemption for rates, these are treated as donation of services and facilities and are recognised as income with an equivalent amount recognised as an expense under the appropriate heading in the SOFA.

Accounting Policies (continued)

2.2 Expenditure and liabilities

Liabilities are recognised where it is more likely than not that there is a legal or constructive obligation committing the charity to pay out resources and the amount of the obligation can be measured with reasonable certainty.

Expenditure is accounted for on an accruals basis and has been classified under headings that aggregate all cost related to the category. Where costs cannot be directly attributed to particular headings, they have been allocated to activities on a basis consistent with the use of resources.

2.3 Tangible fixed assets

Depreciation is provided at the following annual rates in order to write off each asset over its estimated useful life.

Plant and Machinery	25% on cost
Motor vehicles	20% on cost
Office Equipment & IT	33.33% on cost
Fixtures & Fittings	33.33% on cost

2.4 Taxation

The charity is exempt from tax on its charitable activities.

2.5 Fund accounting

Unrestricted funds can be used in accordance with the charitable objectives at the discretion of the trustees.

Restricted funds can only be used for restricted purposes within the objects of the charity. Restrictions arise when specified by the donor or when funds are raised for particular purpose.

Further explanation of the nature and purpose of each fund is included in the notes to the financial statements.

2.6 Reserves Policy

Spruse Stevenage Reuse Scheme reserves policy aims to keep designated funds at a level equal to three months budgeted expenditure with an aim of not falling below six week's budgeted expenditure.

3 Analysis of Income

	Unrestricted funds	Restricted income funds	2023 Total Funds	2022 Total Funds
	£	£	£	£
<u>Donations and legacies</u>				
Donations and Gifts	6,791	-	6,791	78
General grants	-	-	-	16,492
Donated facilities and services	-	13,078	13,078	13,078
Total	6,791	13,078	19,869	29,570
<u>Other trading activities</u>				
Trading Income	96,461	-	94,461	70,953
<u>Investment income</u>				
Interest income	129	-	129	3
Total Income	103,381	13,078	116,459	100,604

4 Donated goods, facilities and services

	2023	2022
	£	£
Use of property Rent	10,600	10,600
Rates (Discretionary Charitable relief)	2,579	2,579
Total	13,078	13,078

The scheme run from two units of which no rent is charged, and they take charitable relief and discretionary relief from the rates. This is being treated as a gift in kind.

Donations of services and facilities and are recognised as income with an equivalent amount recognised as an expense under the appropriate heading in the SOFA.

Donations by way of unpaid volunteers are not recognised in the accounts.

5 Analysis of expenditure

	Unrestricted funds	Restricted funds	2023	2022
	£	£	£	£
<u>Expenditure on raising funds</u>				
Support Costs	94,287	13,078	107,365	83,481
Total	94,287	13,078	107,365	83,481

6 Details of items of expenditure

	2023	2022
	£	£
<u>Fees for the examination of the accounts</u>		
Independent Examiner's Fee	600	600

7 Paid employees

7.1 Staff costs

	2023	2022
	£	£
Salaries and wages	63,958	49,847
Total staff costs	63,958	49,847

No employees received emoluments in excess of £60,000. (2022: none)

7.2 Average headcount in the year

The average number of employees during the year was as follows

	2023	2022
Support staff	5	5

7.3 Ex gratia payments to employees and others

There were no termination payments were made during the year (2022: £Nil).

8 Tangible fixed assets

	Fixtures & Fittings £	Plant and Machinery £	Motor Vehicles £	Totals £
<u>Cost</u>				
At 1 April 2022	21,827	6,397	19,798	48,023
Additions	-	-	-	-
Disposals	-	-	-	-
At 31 March 2023	21,827	6,397	19,798	48,023
<u>Depreciation</u>				
At 1 April 2022	20,432	4,438	9,322	34,192
Depreciation charge for the year	1,126	996	3,960	5,086
Depreciation eliminated on disposal	-	-	-	-
At 31 March 2023	21,558	5,434	13,282	40,274
<u>Net book value</u>				
At 31 March 2023	269	963	6,516	7,748
At 1 April 2022	1,395	1,959	10,476	13,830

9 Debtors and prepayments

	2023	2022
Trade Debtors	693	769
Prepayments & Accrued Income	1,747	443
Total Debtors	2,440	1,212

10 Creditors and accruals due less than 1 year

	2023	2022
HMRC	-	-
Other creditors	997	792
Total creditors	997	792

11 Cash at bank and in hand

	2023	2022
Cash at bank and in hand restricted	290	290
Cash at bank and in hand unrestricted	67,404	53,250
Total cash at bank and in hand	67,694	53,540

12 Movement in funds

	At 31.03.22	Net movement in funds	At 31.03.23
	£	£	£
<u>Unrestricted funds</u>			
General fund	67,501	9,094	76,595
<u>Restricted funds</u>			
White Stuff Foundation	290	-	290
	290	-	290
	67,791	9,094	76,885

Net movement in funds, included in the above are as follows:

	Incoming resources	Resources expended	Movement in funds
	£	£	£
Unrestricted funds	103,381	(94,287)	9,094
Restricted funds	13,078	(13,078)	(-)
	116,459	(107,365)	9,094

Donated goods, facilities and services (see note 4) totally £13,078 have been included within restricted funds.

No Grants were received (2022: £12,244).

No funds were received under the governments job retention scheme (2022: £4,248).

Transactions with trustees and related parties

12.1 Trustees' remuneration and benefits

There were no trustees' remuneration or other benefits for the year ended 31 March 2023. (2022: None).

12.2 Trustees' expenses

There were no trustees' expenses paid for the year ended 31 March 2023. (2022: None).

12.3 Transactions with related parties

There has been no related party transaction in the reporting period (2022: None).

Detailed statement of financial activities for the year ended 31 March 2023

	2023	2022
	£	£
<u>Incoming resources</u>		
<u>Voluntary income</u>		
Donations	6,791	78
Grants	-	16,492
Rents and Rates in kind (SBC)	13,078	13,078
<u>Activities for generating funds</u>		
Shop income	96,461	70,953
<u>Investment income</u>		
Deposit account interest	129	3
Total incoming resources	116,459	100,604
<u>Resources expended Support Costs</u>		
Distribution expenses	911	1,279
Wages	63,958	49,847
Training	138	
Clothing Costs	153	414
Insurance	2,935	2,635
Light and heat	2,595	705
Telephone and Internet	752	623
Printing, Postage and stationery	530	147
Sundries	18	4
Rent and Rates	13,078	13,078
Premises Costs	1,289	97
Vehicle running costs	6,825	3,778
Volunteer costs and canteen	2,538	2,194
IT costs	216	146
Water	175	202
Accountancy	1,664	673
Consultancy and professional fees	1,302	761
Subscriptions	133	-
Bank Charges and interest	1,297	808
Depreciation	6,081	6,089
Charitable Donation	777	-
Total resources expended	107,365	83,480
Net income/(expenditure)	9,094	17,124

spruse Stevenage Reuse Scheme

England & Wales - Charity number 1058584

Accounts

Registered charity number: 1058584

Spruse Stevenage Reuse Scheme
Report of the trustees,
and unaudited financial statements
for the year ended
31 March 2022

Coulman Scott LLP
20-22 Wenlock Road, London, N1 7GU

Spruse Stevenage Reuse Scheme
Unaudited Financial Statements
Year Ended 31 March 2022

<u>Contents</u>	<u>Page</u>
Report of the Trustees	2-4
Independent Examiner's Report	5-6
Statement of Financial Activities	7
Balance Sheet	8
Notes to the accounts	9-15
Detailed Statement of financial Activities	16

Report of the Trustees

For the year ended 31 March 2022

Spruse Stevenage Reuse Scheme

The trustees present their report with the financial statements of the charity for the year ended 31 March 2022. The trustees have adopted the provisions of the Statement of Recommended Practice (SORP) 'Accounting and Reporting by Charities' effective from January 2015.

Reference and administrative details

Registered Charity number: 1058584

Principal address:

2-4 Willows Link

Stevenage

Hertfordshire

SG2 8AR

Trustees:

David Kissane

Richard Brooks (Chair)

Jenny Wilson (Secretary)

Lorraine Bell (Vice Chair)

Peter Sharp (Appointed 20 October 2021)

Christopher Clark (Appointed 20 October 2021)

Independent Examiner:

Shelley Coulman FMAAT FCCA

Coulman Scott LLP

20-22 Wenlock Road

London

N1 7GU

Report of the Trustees (continued)
For the year ended 31 March 2022
Spruse Stevenage Reuse Scheme

Structure, Governance and Management

The charity is controlled by its governing document, constitution, and constitutes an unincorporated charity. The trustees are elected by the membership at the AGM.

Spruse Stevenage Reuse Scheme (the Scheme) is administered and managed by the members of the Executive Committee which in addition to the officers and trustees includes advisers from relevant interested organisations in the community.

Objectives and activities

The objective of Spruse (the Scheme) is to support all residents in Stevenage who are on a low income or in conditions of need by the provision of furniture, electrical white goods and other household accessories to reduce debt, hardship or distress. The scheme also works alongside other agencies helping them to support their clients.

The Scheme was established with the aim of supporting Stevenage residents by making available to them good quality, affordable furniture and large electrical items for a low handling charge. The Scheme continues to provide this unique service by collecting and delivering free of charge suitable items, displaying them in the Scheme's shop and making them available to both the general public and those on a low income at an affordable handling charge. Those on a proven low income pay a discounted price and approximately 80% of our sales were made to such customers.

Additionally, the Scheme helps to protect the environment by promoting reuse of furniture and electrical items which otherwise are very likely to go to landfill. Donors often comment that this is the only sustainable and affordable alternative to disposing of items that are no longer wanted and our members say that they do not know what they would do without the Scheme.

In carrying out these activities the trustees confirm adherence with the Charity Commission's guidance on public benefit activities.

Report of the Trustees (continued)
For the year ended 31 March 2022
Spruse Stevenage Reuse Scheme

Once again this has been a challenging year for the Scheme as due to the continuing covid 19 pandemic it was closed from January 2021 and with phased lifting of lockdown restrictions was fully open by June 2021. Financial support was again received during this time from the Government furlough scheme and grants from Stevenage Borough Council which was a much-needed resource and enabled the Scheme to continue to provide its essential service to the Stevenage community.

Discussions started in February on the question of changing the charitable status from an unincorporated association to an incorporated association, with the subsequent change of liability for the trustees. This was agreed in principle subject to research into the processes involved and the costs which may be incurred if legal advice is necessary. This issue is still ongoing.

As always, the Scheme is only able to continue to provide the service by the efforts of the staff and volunteers who contribute so much of their time and effort. Thanks go to everyone who has been involved during this difficult time in continuing to keep the Scheme running. Regrettably, some volunteers have again not felt able to carry on during this period but new volunteers continue to be recruited and the Scheme has been able to offer paid employment to one volunteer.

Reserves Policy

Spruse Stevenage Reuse Scheme reserves policy is in place to protect relevant parties in the unlikely event that the scheme's income reduces, and the scheme is unable to continue.

Risk management

The trustees have a duty to identify and review risks to which the charity is exposed and to ensure appropriate controls are in place to provide reasonable assurance against fraud and error.

On Behalf of the Board:
Richard Brooks (Chair)



Date: 16/11/2022

Independent Examiners report to the trustees of
Spruse Stevenage Reuse Scheme.

I report on the accounts for the year ended 31 March 2022 set out on pages 8 to 17.

Respective responsibilities of trustees and examiner

The charity's trustees are responsible for the preparation of the accounts.

The charity's trustees consider that an audit is not required for this year (under Section 144(2) of the Charities Act 2011 (the 2011 Act)) and that an independent examination is required.

It is my responsibility to:

- examine the accounts under Section 145 of the 2011 Act
- to follow the procedures laid down in the General Directions given by the Charity Commission (under Section 145(5)(b) of the 2011 Act); and
- to state whether particular matters have come to my attention.

Basis of the independent examiner's report

My examination was carried out in accordance with the general Directions given by the Charity Commission. An examination includes a review of the accounting records kept by the charity and a comparison of the accounts presented with those records. It also includes consideration of any unusual items or disclosures in the accounts and seeking explanations from you as trustees concerning any such matters. The procedures undertaken do not provide all the evidence that would be required in an audit, and consequently no opinion is given as to whether the accounts present a 'true and fair view ' and the report is limited to those matters set out in the statements below.

Independent examiner's statement

The charity's gross income exceeded £25,000 and I am qualified to undertake the examination by being a qualified member of the Association of Accounting Technicians (ACCA).

I have completed my examination. I confirm that no matter has come to my attention in connection with the examination (other than that disclosed below *) which gives me cause to believe that in, any material respect:

- the accounting records were not kept in accordance with section 130 of the Charities Act; or
- the accounts did not accord with the accounting records; or

Independent Examiners report to the trustees of
Spruse Stevenage Reuse Scheme. (continued)

- the accounts did not comply with the applicable requirements concerning the form and content of accounts set out in the Charities (Accounts and Reports) Regulations 2008 other than any requirement that the accounts give a 'true and fair' view which is not a matter considered as part of an independent examination

I have no material concerns and have come across no other matters in connection with the examination to which attention should be drawn in this report in order to enable a proper understanding of the accounts to be reached. The trustees are provided with details of control weakness' to support them in continuous improvements.



Shelley Coulman FCCA FMAAT
Coulman Scott LLP
The Maytrees
20-22 Wenlock Road
London
NI 7GU

Date: 16/11/2022

Statement of financial Activities

For the year ended 31 March 2022

	Notes	Unrestricted Funds £	Restricted Funds £	2022 Total Funds £	2021 Total Funds £
<u>Incoming resources</u>					
Incoming resources generated funds					
Voluntary Income	3	78	12,244	12,322	42,994
Activities for generating funds	3	70,953	17,326	88,273	61,701
Investment Income	3	3	-	3	7
Total Incoming resources		71,034	29,570	100,604	104,702
<u>Resources expended</u>					
Costs of generating funds					
Fundraising trading: costs of goods sold and other costs	5	(53,910)	(29,570)	(83,480)	(71,554)
Net Incoming / (Outcoming) resources		17,124	-	17,124	33,148
<u>Reconciliation of funds</u>					
Total funds brought forward	13	50,377	290	50,667	17,519
Transfer between funds	13	-	-	-	-
Total funds carried forward		67,501	290	67,791	50,667

Spruse Stevenage Reuse Scheme
 Unaudited Financial Statements
 Year Ended 31 March 2022

Balance Sheet

As at 31 March 2022

	Notes	Unrestricted Funds £	Restricted Funds £	2022 Total Funds £	2021 Total Funds £
<u>Fixed Assets</u>					
Tangible Fixed Assets	8	13,830	-	13,830	18,848
<u>Current Assets</u>					
Trade Debtors	9	769	-	769	-
Prepayments	9	443	-	443	145
Cash at bank and in hand	11	53,250	290	53,540	32,856
Total current assets		54,462	290	54,752	33,001
<u>Current Liabilities</u>					
Creditors amounts due within one year	10	791	-	791	1,182
Total assets less current liabilities		53,671	290	53,961	31,819
Net assets		67,501	290	67,791	50,667
<u>Funds</u>					
Unrestricted funds	12	67,501		67,501	50,377
Restricted funds	12		290	290	290
Total funds		67,501	290	67,791	50,667

Notes to the financial statements

For the year ended 31 March 2022

1 Basis of preparation

1.1 Basis of accounting

These accounts have been prepared under the historical cost convention with items recognised at cost or transaction value unless otherwise stated in the relevant note(s) to these accounts. They have been prepared in accordance with the Statement of Recommended Practice: Accounting and Reporting by Charities, Financial Reporting Standard applicable in the UK and Republic of Ireland (FRS 102) issued on 16 July 2014 and with the Charities Act 2011.

The charity constitutes a public benefit entity as defined by FRS102.

1.2 Going Concern

The trustees deem the charity to be a going concern for the next twelve months and will continue to monitor this.

2 Accounting Policies

2.1 Recognition of income

All income is included within the Statement of Financial Activities (SOFA) when the charity is legally entitled to the income and the amount can be quantified with reasonable accuracy.

Grants and donations are only included in the SOFA when the general income recognition criteria are met (5.10 to 5.12 FRS102 SORP).

Trading income is recognised at point of sale for both donated and purchased goods.

The charity has the use of two building in which they are not charged rent and claim for an exemption for rates, these are treated as donation of services and facilities and are recognised as income with an equivalent amount recognised as an expense under the appropriate heading in the SOFA.

Accounting Policies (continued)

2.2 Expenditure and liabilities

Liabilities are recognised where it is more likely than not that there is a legal or constructive obligation committing the charity to pay out resources and the amount of the obligation can be measured with reasonable certainty.

Expenditure is accounted for on an accruals basis and has been classified under headings that aggregate all cost related to the category. Where costs cannot be directly attributed to particular headings, they have been allocated to activities on a basis consistent with the use of resources.

2.3 Tangible fixed assets

Depreciation is provided at the following annual rates in order to write off each asset over its estimated useful life.

Plant and Machinery	25% on cost
Motor vehicles	20% on cost
Office Equipment & IT	33.33% on cost
Fixtures & Fittings	33.33% on cost

2.4 Taxation

The charity is exempt from tax on its charitable activities.

2.5 Fund accounting

Unrestricted funds can be used in accordance with the charitable objectives at the discretion of the trustees.

Restricted funds can only be used for restricted purposes within the objects of the charity. Restrictions arise when specified by the donor or when funds are raised for particular purpose.

Further explanation of the nature and purpose of each fund is included in the notes to the financial statements

2.6 Reserves Policy

Spruse Stevenage Reuse Scheme reserves policy aims to keep designated funds at a level equal to three months budgeted expenditure with an aim of not falling below six week's budgeted expenditure.

3 Analysis of Income

			2022	2021
	Unrestricted funds	Restricted income funds	Total Funds	Total Funds
	£	£	£	£
<u>Donations and legacies</u>				
Donations and Gifts	78	-	78	18
General grants	-	16,492	16,492	42,976
Donated facilities and services	-	13,078	13,078	13,078
Total	78	29,570	29,570	56,072
<u>Other trading activities</u>				
Trading Income	70,953	-	70,953	25,087
<u>Investment income</u>				
Interest income	3	-	3	7
Total Income	71,034	29,570	100,604	81,166

4 Donated goods, facilities and services

	2022	2021
	£	£
Use of property Rent	10,600	10,600
Rates (Discretionary Charitable relief)	2,579	2,579
Total	13,078	13,078

The scheme run from two units of which no rent is charged, and they take charitable relief and discretionary relief from the rates. This is being treated as a gift in kind.

Donations of services and facilities and are recognised as income with an equivalent amount recognised as an expense under the appropriate heading in the SOFA.

Donations by way of unpaid volunteers are not recognised in the accounts.

5 Analysis of expenditure

	Unrestricted funds	Restricted funds	2022	2021
	£	£	£	£
<u>Expenditure on raising funds</u>				
Support Costs	53,911	29,570	83,481	48,018
Total	53,911	29,570	83,481	48,018

6 Details of items of expenditure

	2022	2021
	£	£
<u>Fees for the examination of the accounts</u>		
Independent Examiner's Fee	600	480

7 Paid employees

7.1 Staff costs

	2022	2021
	£	£
Salaries and wages	49,847	41,512
Total staff costs	49,847	41,512

No employees received emoluments in excess of £60,000. (2021: none)

7.2 Average headcount in the year

The average number of employees during the year was as follows

	2022	2021
Support staff	5	4

7.3 Ex gratia payments to employees and others

There were no termination payments were made during the year (2021: £Nil).

8 Tangible fixed assets

	Fixtures & Fittings £	Plant and Machinery £	Motor Vehicles £	Totals £
<u>Cost</u>				
At 1 April 2021	21,003	6,150	19,798	46,951
Additions	824	247	-	1,072
Disposals	-	-	-	-
At 31 March 2022	21,827	6,397	19,798	48,023
<u>Depreciation</u>				
At 1 April 2021	19,472	3,269	5,362	28,103
Depreciation charge for the year	960	1,169	3,960	6,089
Depreciation eliminated on disposal	-	-	-	-
At 31 March 2022	20,432	4,438	9,322	34,192
<u>Net book value</u>				
At 31 March 2022	1,395	1,959	10,476	13,830
At 1 April 2021	1,531	2,881	14,436	18,848

9 Debtors and prepayments

	2022	2021
Trade Debtors	769	-
Prepayments	443	145
Total Debtors	1,212	145

10 Creditors and accruals due less than 1 year

	2022	2021
HMRC	-	-
Other creditors	792	1,182
Total creditors	792	1,182

11 Cash at bank and in hand

	2022	2021
Cash at bank and in hand restricted	290	290
Cash at bank and in hand unrestricted	53,250	32,566
Total cash at bank and in hand	53,540	32,856

12 Movement in funds

	At 31.03.21 £	Net movement in funds £	At 31.03.21 £
<u>Unrestricted funds</u>			
General fund	50,377	17,124	67,501
<u>Restricted funds</u>			
White Stuff Foundation	290	-	290
	290	-	290
	50,667	17,124	67,791

Net movement in funds, included in the above are as follows:

	Incoming resources £	Resources expended £	Movement in funds £
Unrestricted funds	71,034	(53,910)	17,124
Restricted funds	29,570	(29,570)	(-)
	100,604	(83,480)	17,124

Donated goods, facilities and services (see note 4) totally £13,078 have been included within restricted funds.

Grants were received of £12,244 to support the business through the COVID 19 Pandemic.

During the year, £4,248 (2020: £23,537) was received in respect of the Government's Job Retention Scheme.

13 Transactions with trustees and related parties

13.1 Trustees' remuneration and benefits

There were no trustees' remuneration or other benefits for the year ended 31 March 2022. (2021: None).

13.2 Trustees' expenses

There were no trustees' expenses paid for the year ended 31 March 2022. (2021: None).

13.3 Transactions with related parties

There has been no related party transaction in the reporting period (2021: None).

Detailed statement of financial activities for the year ended 31 March 2022

	2022	2021
<u>Incoming resources</u>	£	£
<u>Voluntary income</u>		
Donations	78	18
Grants	16,492	66,512
Rents and Rates in kind (SBC)	13,078	13,078
<u>Activities for generating funds</u>		
Shop income	70,953	25,087
<u>Investment income</u>		
Deposit account interest	3	7
Total incoming resources	100,604	104,702
<u>Resources expended Support Costs</u>		
Distribution expenses	1,279	-
Wages	49,847	41,512
Clothing Costs	414	-
Insurance	2,635	2,480
Light and heat	705	1,396
Telephone and Internet	623	601
Printing, Postage and stationery	147	66
Sundries	4	301
Rent and Rates	13,078	13,078
Premises Costs	97	-
Vehicle running costs	3,778	2,644
Volunteer costs and canteen	2,194	1,600
IT costs	146	124
Water	202	25
Accountancy	673	480
Consultancy and professional fees	761	816
Bank Charges and interest	808	210
Depreciation	6,089	6,221
Total resources expended	83,480	71,554
Net income/(expenditure)	17,124	33,148

spruse Stevenage Reuse Scheme

England & Wales - Charity number 1058584

Accounts

Registered charity number: 1058584

Spruse Stevenage Reuse Scheme
Report of the trustees,
and unaudited financial statements
for the year ended
31 March 2021

Coulman Scott LLP
20-22 Wenlock Road, London, N1 7GU

Spruse Stevenage Reuse Scheme
Unaudited Financial Statements
Year Ended 31 March 2021

<u>Contents</u>	<u>Page</u>
Report of the Trustees	2-4
Independent Examiner's Report	5-6
Statement of Financial Activities	7
Balance Sheet	8
Notes to the accounts	9-15
Detailed Statement of financial Activities	16

Spruse Stevenage Reuse Scheme
Unaudited Financial Statements
Year Ended 31 March 2021

Report of the Trustees
For the year ended 31 March 2021
Spruse Stevenage Reuse Scheme

The trustees present their report with the financial statements of the charity for the year ended 31 March 2021. The trustees have adopted the provisions of the Statement of Recommended Practice (SORP) 'Accounting and Reporting by Charities' effective from January 2015.

Reference and administrative details

Registered Charity number: 1058584

Principal address:
2-4 Willows Link
Stevenage
Hertfordshire
SG2 8AR

Trustees:

David Kissane
Richard Brooks (Chair)
Jenny Wilson (Secretary)
Lorraine Bell (Vice Chair)
June Pease (Treasurer) (Resigned October 2020)
Patricia Onya (Elected November 2020)
Jacek Swoboda (Elected November 2020)

Independent Examiner:

Shelley Coulman FMAAT FCCA
Coulman Scott LLP
20-22 Wenlock Road
London
N1 7GU

Report of the Trustees (continued)
For the year ended 31 March 2021
Spruse Stevenage Reuse Scheme

Structure, Governance and Management

The charity is controlled by its governing document, constitution, and constitutes an unincorporated charity. The trustees are elected by the membership at the AGM.

Spruse Stevenage Reuse Scheme (the Scheme) is administered and managed by the members of the Executive Committee which in addition to the officers and trustees includes advisers from relevant interested organisations in the community.

Objectives and activities

The objective of Spruse (the Scheme) is to support all residents in Stevenage who are on a low income or in conditions of need by the provision of furniture, electrical white goods and other household accessories to reduce debt, hardship or distress. The scheme also works alongside other agencies helping them to support their clients.

The Scheme was established with the aim of supporting Stevenage residents by making available to them good quality, affordable furniture and large electrical items for a low handling charge. The Scheme continues to provide this unique service by collecting and delivering free of charge suitable items, displaying them in the Scheme's shop and making them available to both the general public and those on a low income at an affordable handling charge. Those on a proven low income pay a discounted price and approximately 80% of our sales were made to such customers.

Additionally, the Scheme helps to protect the environment by promoting reuse of furniture and electrical items which otherwise are very likely to go to landfill. Donors often comment that this is the only sustainable and affordable alternative to disposing of items that are no longer wanted and our members say that they do not know what they would do without the Scheme.

In carrying out these activities the trustees confirm adherence with the Charity Commission's guidance on public benefit activities.

Report of the Trustees (continued)
For the year ended 31 March 2021
Spruse Stevenage Reuse Scheme

In common with other charities and businesses this has been a particularly challenging year for the scheme due to the restrictions and lockdowns imposed by the government due to the Covid19 pandemic. The scheme was closed at the end of March 2020 and re-opened mid June 2020, when it operated on a reduced scale opening only four days a week instead of the previous six, closed again in November and then again in December until June 2021. Throughout this time the scheme was able to continue paying all members of staff their full wages being supported by the government furlough scheme and grants from Stevenage Borough Council. The scheme has also during this time continued to support referrals from Stevenage Community Trust by providing items to people in immediate need, which has also provided an additional source of income.


As always none of this would be possible without the efforts of the staff and volunteers who once again have contributed so much of their time and effort. Regretfully, a few volunteers have not felt able to carry on and new volunteers are still actively sought. Two new trustees also joined the scheme at the AGM in November and are making a positive contribution.

Reserves Policy

Spruse Stevenage Reuse Scheme reserves policy is in place to protect relevant parties in the unlikely event that the scheme's income reduces, and the scheme is unable to continue.

Risk management

The trustees have a duty to identify and review risks to which the charity is exposed and to ensure appropriate controls are in place to provide reasonable assurance against fraud and error.

A handwritten signature in black ink, appearing to read 'R. Brooks', is enclosed within a blue rectangular border with small circles at the corners and midpoints of the sides.

On Behalf of the Board:
Richard Brooks (Chair)

Date: 30/09/2021

Independent Examiners report to the trustees of
Spruse Stevenage Reuse Scheme.

I report on the accounts for the year ended 31 March 2021 set out on pages 8 to 16.

Respective responsibilities of trustees and examiner

The charity's trustees are responsible for the preparation of the accounts.

The charity's trustees consider that an audit is not required for this year (under Section 144(2) of the Charities Act 2011 (the 2011 Act)) and that an independent examination is required.

It is my responsibility to:

- examine the accounts under Section 145 of the 2011 Act
- to follow the procedures laid down in the General Directions given by the Charity Commission (under Section 145(5)(b) of the 2011 Act); and
- to state whether particular matters have come to my attention.

Basis of the independent examiner's report

My examination was carried out in accordance with the general Directions given by the Charity Commission. An examination includes a review of the accounting records kept by the charity and a comparison of the accounts presented with those records. It also includes consideration of any unusual items or disclosures in the accounts and seeking explanations from you as trustees concerning any such matters. The procedures undertaken do not provide all the evidence that would be required in an audit, and consequently no opinion is given as to whether the accounts present a 'true and fair view ' and the report is limited to those matters set out in the statements below.

Independent examiner's statement

The charity's gross income exceeded £25,000 and I am qualified to undertake the examination by being a qualified member of the Association of Accounting Technicians (ACCA).

I have completed my examination. I confirm that no matter has come to my attention in connection with the examination (other than that disclosed below *) which gives me cause to believe that in, any material respect:

- the accounting records were not kept in accordance with section 130 of the Charities Act; or
- the accounts did not accord with the accounting records; or

Independent Examiners report to the trustees of
Spruse Stevenage Reuse Scheme. (continued)

- the accounts did not comply with the applicable requirements concerning the form and content of accounts set out in the Charities (Accounts and Reports) Regulations 2008 other than any requirement that the accounts give a 'true and fair' view which is not a matter considered as part of an independent examination

I have no material concerns and have come across no other matters in connection with the examination to which attention should be drawn in this report in order to enable a proper understanding of the accounts to be reached. The trustees continue to work on control weaknesses.



Shelley Coulman FCCA FMAAT
Coulman Scott LLP
The Maytrees
20-22 Wenlock Road
London
N1 7GU

Date: 30/09/2021

Statement of financial Activities
For the year ended 31 March 2021

	Notes	Unrestricted Funds £	Restricted Funds £	2021 Total Funds £	2020 Total Funds £
<u>Incoming resources</u>					
Incoming resources generated funds					
Voluntary Income	3	18	21,386	21,404	4,516
Activities for generating funds	3	25,087	13,077	38,164	74,852
Investment Income	3	7	-	7	18
COVID Grant income	3	21,590	23,537	45,128	-
Total Incoming resources		46,702	58,000	104,702	79,386
<u>Resources expended</u>					
Costs of generating funds					
Fundraising trading: costs of goods sold and other costs	5	(12,501)	(58,000)	(70,501)	(73,179)
Net Incoming / (Outcoming) resources		34,201	-	34,201	6,207
<u>Reconciliation of funds</u>					
Total funds brought forward	13	17,229	290	17,519	11,312
Transfer between funds	13	-	-	-	-
Total funds carried forward		51,430	290	51,720	17,519

Spruse Stevenage Reuse Scheme
 Unaudited Financial Statements
 Year Ended 31 March 2021

Balance Sheet

As at 31 March 2021

	Notes	Unrestricted Funds £	Restricted Funds £	2021 Total Funds £	2020 Total Funds £
<u>Fixed Assets</u>					
Tangible Fixed Assets	8	19,838	-	19,838	21,681
<u>Current Assets</u>					
Trade Debtors	9	-	-	-	-
Prepayments	9	145	-	145	324
Cash at bank and in hand	12	32,402	290	32,692	16,346
Total current assets		32,547	290	32,837	16,670
<u>Current Liabilities</u>					
Creditors amounts due within one year	10	955	-	955	6,293
Total assets less current liabilities		51,430	290	51,720	10,377
<u>Liabilities more than one year</u>					
Creditors amounts due after one year	11	-	-	-	14,539
Net assets		51,430	290	51,720	17,519
<u>Funds</u>					
Unrestricted funds	13	51,430		51,430	17,229
Restricted funds	13		290	290	290
Total funds		51,430	290	51,720	17,519

Notes to the financial statements
For the year ended 31 March 2021

1 Basis of preparation

1.1 Basis of accounting

These accounts have been prepared under the historical cost convention with items recognised at cost or transaction value unless otherwise stated in the relevant note(s) to these accounts. They have been prepared in accordance with the Statement of Recommended Practice: Accounting and Reporting by Charities, Financial Reporting Standard applicable in the UK and Republic of Ireland (FRS 102) issued on 16 July 2014 and with the Charities Act 2011.

The charity constitutes a public benefit entity as defined by FRS102.

1.2 Going Concern

The trustees deem the charity to be a going concern for the next twelve months and will continue to monitor this.

2 Accounting Policies

2.1 Recognition of income

All income is included within the Statement of Financial Activities (SOFA) when the charity is legally entitled to the income and the amount can be quantified with reasonable accuracy.

Grants and donations are only included in the SOFA when the general income recognition criteria are met (5.10 to 5.12 FRS102 SORP).

Trading income is recognised at point of sale for both donated and purchased goods.

The charity has the use of two building in which they are not charged rent and claim for an exemption for rates, these are treated as donation of services and facilities and are recognised as income with an equivalent amount recognised as an expense under the appropriate heading in the SOFA.

Accounting Policies (continued)

2.2 Expenditure and liabilities

Liabilities are recognised where it is more likely than not that there is a legal or constructive obligation committing the charity to pay out resources and the amount of the obligation can be measured with reasonable certainty.

Expenditure is accounted for on an accruals basis and has been classified under headings that aggregate all cost related to the category. Where costs cannot be directly attributed to particular headings, they have been allocated to activities on a basis consistent with the use of resources.

2.3 Tangible fixed assets

Depreciation is provided at the following annual rates in order to write off each asset over its estimated useful life.

Improvements to property	10% on cost
Plant and Machinery	20% on cost
Motor vehicles	20% on cost
Office Equipment & IT	33.33% on cost
Fixtures & Fittings	25% on cost

2.4 Taxation

The charity is exempt from tax on its charitable activities.

2.5 Fund accounting

Unrestricted funds can be used in accordance with the charitable objectives at the discretion of the trustees.

Restricted funds can only be used for restricted purposes within the objects of the charity. Restrictions arise when specified by the donor or when funds are raised for particular purpose.

Further explanation of the nature and purpose of each fund is included in the notes to the financial statements

2.6 Reserves Policy

Spruse Stevenage Reuse Scheme reserves policy aims to keep designated funds at a level equal to three months budgeted expenditure with an aim of not falling below six week's budgeted expenditure.

3 Analysis of Income

	Unrestricted funds	Restricted income funds	2021 Total Funds	2020 Total Funds
	£	£	£	£
<u>Donations and legacies</u>				
Donations and Gifts	18	-	18	164
General grants	-	21,386	21,386	4,352
COVID Related Grants	21,590	23,537	45,127	
Donated facilities and services	-	13,077	13,077	13,078
Total	21,608	58,000	79,608	17,594
<u>Other trading activities</u>				
Trading Income	25,087	-	25,087	61,774
<u>Investment income</u>				
Interest income	7	-	7	18
Total Income	46,702	58,000	104,702	79,386

4 Donated goods, facilities and services

	2021	2020
	£	£
Use of property Rent	10,600	10,600
Rates (Discretionary Charitable relief)	2,579	2,579
Total	13,078	13,078

The scheme run from two units of which no rent is charged, and they take charitable relief and discretionary relief from the rates. This is being treated as a gift in kind.

Donations of services and facilities and are recognised as income with an equivalent amount recognised as an expense under the appropriate heading in the SOFA.

Donations by way of unpaid volunteers are not recognised in the accounts.

5 Analysis of expenditure

	Unrestricted funds	Restricted funds	2021	2020
<u>Expenditure on raising funds</u>	£	£	£	£
Support Costs	12,501	58,000	70,501	73,179
Total	12,501	58,000	70,501	73,179

6 Details of items of expenditure

	2021	2020
<u>Fees for the examination of the accounts</u>	£	£
Independent Examiner's Fee	450	450

7 Paid employees

7.1 Staff costs

	2021	2020
	£	£
Salaries and wages	41,512	41,702
Total staff costs	41,512	41,702

No employees received emoluments in excess of £60,000. (2020: none)

7.2 Average headcount in the year

The average number of employees during the year was as follows

	2021	2020
Support staff	4	4

7.3 Ex gratia payments to employees and others

There were no termination payments were made during the year (2020: £Nil).

8 Tangible fixed assets

	Fixtures & Fittings	Plant and Machiner y	Motor Vehicles	Totals
	£	£	£	£
<u>Cost</u>				
At 1 April 2020	20,873	2,892	19,798	43,563
Additions	130	3,258	-	3,388
Disposals	-	-	-	-
At 31 March 2020	21,003	6,150	19,798	46,951
<u>Depreciation</u>				
At 1 April 2019	18,677	2,793	412	21,882
Depreciation charge for the year	795	476	3,960	5,231
Depreciation eliminated on disposal	-	-	-	-
At 31 March 2020	19,472	3,269	4,372	27,113
<u>Net book value</u>				
At 31 March 2021	1,531	2,881	15,426	19,838
At 1 April 2020	2,196	99	19,386	21,681

During the year an activity was undertaken to review the fixed asset register. Assets that were no longer in use or of any value have been removed from the register.

9 Debtors and prepayments

	2021	2020
Trade Debtors	-	-
Prepayments	145	324
Total Debtors	145	324

10 Creditors and accruals due less than 1 year

	2021	2020
HMRC	-	-
Other creditors	955	6,293
Total creditors	955	6,293

11 Creditors and accruals due more than 1 year

	2021	2020
Other creditors	-	14,539
Total creditors	-	14,539

12 Cash at bank and in hand

	2021	2020
Cash at bank and in hand restricted	290	290
Cash at bank and in hand unrestricted	32,402	16,056
Total cash at bank and in hand	32,692	16,346

13 Post balance sheet events

The charity as with all retail business' were forced to close in March 2020 and a further extensive lockdown in 2021 due to COVID-19 this has had an impact on the operations and the 2021 performance however the charity is well placed to recover and is operating within government guidelines.

14 Movement in funds

	At 31.03.20 £	Net movement in funds £	At 31.03.21 £
<u>Unrestricted funds</u>			
General fund	17,229	34,201	51,430
<u>Restricted funds</u>			
White Stuff Foundation Hertfordshire County Council	290	-	290
Stevenage Borough Council	-	-	-
	290	-	290
	17,519	34,201	51,720

Net movement in funds, included in the above are as follows:

Transfer of schemed designated funds incorrectly classified as restricted funds.

	Incoming resources £	Resources expended £	Movement in funds £
Unrestricted funds	46,702	(12,501)	34,201
Restricted funds	58,000	(58,000)	(-)
	104,702	(70,501)	34,201

A grant of £2,000 was received in the year from Hertfordshire County Council for the re-branding of which was expended in the year.

Donated goods, facilities and services (see note 4) totally £13,078 have been included within restricted funds.

During the year, £23,537 was received in respect of the Government's Job Retention Scheme.

15 Transactions with trustees and related parties

15.1 Trustees' remuneration and benefits

There were no trustees' remuneration or other benefits for the year ended 31 March 2021. (2020: None).

15.2 Trustees' expenses

There were no trustees' expenses paid for the year ended 31 March 2021. (2020: None).

15.3 Transactions with related parties

There has been no related party transaction in the reporting period (2020: None).

Spruse Stevenage Reuse Scheme
 Unaudited Financial Statements
 Year Ended 31 March 2021

Detailed statement of financial activities for the year ended 31 March 2021

	2021	2020
	£	£
<u>Incoming resources</u>		
<u>Voluntary income</u>		
Donations	18	164
Grants	21,386	4,352
Rents and Rates in kind (SBC)	13,077	13,078
COVID Grants	45,127	
<u>Activities for generating finds</u>		
Shop income	25,087	61,774
<u>Investment income</u>		
Deposit account interest	7	18
Total incoming resources	104,702	61,792
<u>Resources expended Support Costs</u>		
Wages	41,512	41,703
Insurance	2,480	1,681
Light and heat	1,339	2,015
Telephone and Internet	601	661
Printing, Postage and stationery	66	293
Sundries	295	450
Rent and Rates	13,078	13,202
Vehicle running costs	2,644	4,057
Volunteer costs and canteen	1,744	1,834
Entertaining	-	336
Training and SFRS events	-	4,875
IT costs	124	100
Water	25	97
Subscriptions	-	-
Accountancy	480	480
Consultancy and professional fees	672	555
Property related costs	-	442
Bank Charges and interest	210	660
Profit on sale of asset	-	(800)
Depreciation	5,231	538
Total resources expended	71,554	73,179
Net income/(expenditure)	70,501	6,207