

# THE NEHEMIAH PROJECT

England & Wales · Charity number 1058536

## Details

---

**Status** Registered

**Legal form** Charitable company

**Company number** [03255850](#)

**Registered** 1996-10-08

**Register** [View on the Charity Commission register](#)

## Contact

---

**Address** 47 Tooting Bec Gardens  
London  
SW16 1RF

**Phone** 02087737417

**Email** [enquiries@tnp.org.uk](mailto:enquiries@tnp.org.uk)

**Website** [www.tnp.org.uk](http://www.tnp.org.uk)

## Activities

---

**Objects:** 1. THE RELIEF OF VULNERABLE PERSONS SUFFERING FROM HOMELESSNESS, POVERTY AND ADDICTION PRIMARILY BY RENEWING THEIR MINDS THROUGH REHABILITATION, EDUCATION AND TRAINING2. THE EMPOWERMENT OF PEOPLE SUFFERING FROM HOMELESSNESS, POVERTY AND ADDICTION BY ASSISTING THEM TO EMBRACE NEW LIFE STYLE PATTERNS3. THE RELIEF OF PERSONS THEIR FAMILIES AND DEPENDANTS IN CONDITIONS OF NEED HARDSHIP OR DISTRESS BY REASON OF THEIR SOCIAL OR ECONOMIC CIRCUMSTANCES4. THE PROMOTION OF ANY OTHER CHARITABLE PURPOSES AS THE TRUSTEES SHALL IN THEIR ABSOLUTE DISCRETION FROM TIME TO TIME DETERMINE

**Activities:** Providing support and resettlement to vulnerable men recovering from addiction, whose lives often include offending and/or homelessness. Our 12 week programme offers a framework to rebuild their lives and move on through our houses to live independently without addiction.

## Classification

- **How:** Provides Services
- **What:** General Charitable Purposes, Education/training, The Advancement Of Health Or Saving Of Lives, The Prevention Or Relief Of Poverty, Accommodation/housing
- **Who:** Other Defined Groups

## Geography

- Throughout London

## Finances

| Period end | Income     | Expenditure | Assets     | Employees |
|------------|------------|-------------|------------|-----------|
| 2024-12-31 | £1,094,574 | £1,087,227  | £996,780   | 17        |
| 2023-12-31 | £1,064,938 | £944,963    | £989,433   | 17        |
| 2022-12-31 | £921,754   | £907,178    | £869,458   | 17        |
| 2021-12-31 | £644,418   | £827,048    | £854,882   | 14        |
| 2020-12-31 | £949,516   | £786,793    | £1,037,511 | 13        |

## Trustees

| Name                         | Role  | Appointed  |
|------------------------------|-------|------------|
| <b>Colin Matthews</b>        | Chair | 2022-07-21 |
| Anthony Patrick WATSON       |       | 2012-11-28 |
| Dr Olubunmi Olayisade        |       | 2024-04-18 |
| Dr Rachel Campbell-Colquhoun |       | 2025-10-23 |
| Edward James Bathgate        |       | 2024-08-09 |
| GAVIN SIMON BOYLE            |       | 2018-03-23 |
| Joanna Susan Whitaker        |       | 2017-03-01 |
| Marta Musolino               |       | 2023-12-07 |
| Peter Michael Sieyes         |       | 2024-12-05 |
| Robert Clarke                |       | 2024-04-18 |
| Timothy Brian Aikens         |       | 2020-01-01 |
| WILLIAM ANSELL               |       | 2012-09-05 |



**THE NEHEMIAH PROJECT**

England & Wales - Charity number 1058536

---

# Accounts

---

Charity Registration No. 1058536

Company Registration No. 3255850 (England and Wales)

**THE NEHEMIAH PROJECT**  
**ANNUAL REPORT AND FINANCIAL STATEMENTS**  
**FOR THE YEAR ENDED 31 DECEMBER 2024**

The  **ehemiah** Project

# THE NEHEMIAH PROJECT

## CONTENTS

---

|                                   | <b>Page</b> |
|-----------------------------------|-------------|
| Trustees' report                  | 1 - 8       |
| Independent auditor's report      | 9 - 11      |
| Statement of financial activities | 12 - 13     |
| Balance sheet                     | 14          |
| Statement of cash flows           | 15          |
| Notes to the financial statements | 16 - 31     |

---

# THE NEHEMIAH PROJECT

## LEGAL AND ADMINISTRATIVE INFORMATION

---

|                          |                                                                                 |
|--------------------------|---------------------------------------------------------------------------------|
| <b>Charity number</b>    | 1058536                                                                         |
| <b>Company number</b>    | 3255850                                                                         |
| <b>Registered office</b> | 47 Tooting Bec Gardens<br>London<br>SW16 1RF                                    |
| <b>Auditor</b>           | Begbies<br>9 Bonhill Street<br>London<br>EC2A 4DJ                               |
| <b>Bankers</b>           | NatWest plc<br>NatWest Bank Plc<br>145 Clapham High Street<br>London<br>SW4 7SN |
| <b>Solicitors</b>        | Bates Wells<br>10 Queen Street Place<br>London<br>EC4R 1BE                      |

---

# THE NEHEMIAH PROJECT

## TRUSTEES' REPORT (INCLUDING DIRECTORS' REPORT)

### FOR THE YEAR ENDED 31 DECEMBER 2024

---

The Trustees present their report and accounts for the year ended 31 December 2024.

The financial statements have been prepared in accordance with the accounting policies set out in note 1 to the financial statements and comply with the charitable company's Memorandum and Articles of Association, the Companies Act 2006 and "Accounting and Reporting by Charities: Statement of Recommended Practice applicable to charities preparing their accounts in accordance with the Financial Reporting Standard applicable in the UK and Republic of Ireland (FRS 102)" (as amended for accounting periods commencing from 1 January 2019)

#### Objectives and activities

The Nehemiah Project has over 30 years' experience of working with men with a history of addiction. Our clients are arguably some of the most marginalised and excluded individuals in society, with multiple and complex needs.

Our high level objectives are:

- To enable vulnerable men to break free from crime and addiction and to help them rebuild their lives
- To offer men, once released from prison, the resources to set new goals and give them hope for the future
- To assist in their reintegration into the community through the provision of supported housing immediately after release and beyond, as well as the provision of rehabilitation programmes.

A key aim is to build resilience in our Residents so that when they move on, they can deal with unexpected and challenging life events without resorting to old behaviours, and to provide coping strategies to avoid relapse.

#### Vision

To be a centre of excellence for rehabilitating men from crime and addiction through the transformation of their lives to become fulfilled, valuable members of the community.

#### Mission

The Board and all Nehemiah staff believe that anyone can change their life, and this underpins all our work. Our holistic, peer-group approach to recovery creates a safe place where men can go through the painful process of reviewing their lives and establishing a new foundation on which to build their future. We support each man to reach his potential, and we celebrate their success.

#### Values

Nehemiah has adopted the following values which will inform our best practice. We see these values applying to everyone who engages with our service, whether staff, residents, volunteers, or external visitors:

##### • Belief

- Our driving force, we believe in each person's unique potential and the power of positive change.

##### • Respect

- Our commitment to valuing each other's choices, embracing differences and building a culture of mutual acceptance.

##### • Honesty

- Our foundation for strong relationships; nurturing an environment of trust and truthfulness.

##### • Compassion

- At the centre of our approach, emphasising empathy, understanding and patience through both positive and challenging circumstances.

##### • Empowerment

- Our focus on giving individuals the tools, support and freedom they need to resolve their own issues, explore options, and recognise their self-worth.

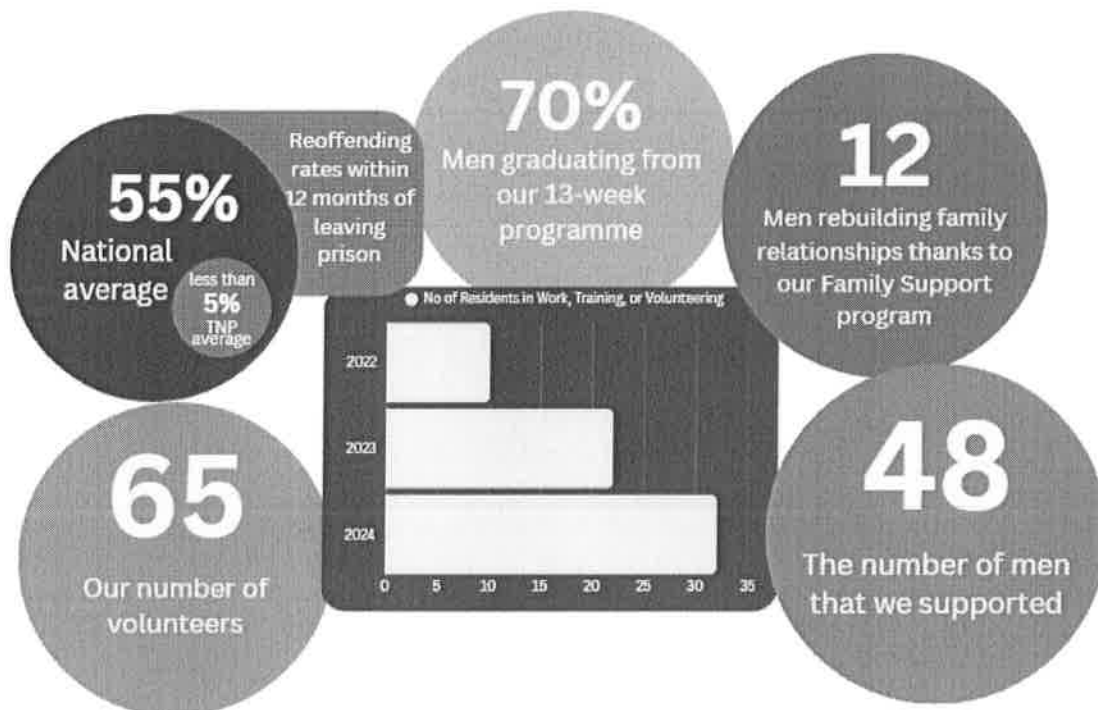
# THE NEHEMIAH PROJECT

## TRUSTEES' REPORT (CONTINUED)(INCLUDING DIRECTORS' REPORT) FOR THE YEAR ENDED 31 DECEMBER 2024

### Key achievements 2024

In the past twelve months:

- We worked with 48 men, extending the average time that Residents stayed at Nehemiah.
- 20 men joined A New Future, our 13-week Recovery programme, with 14 Graduating (70%).
- 32 Residents were in employment, training or regularly volunteering, an increase of 45% on the previous year.
- 29 Residents benefitted from our Family Support programme, with 12 Residents rebuilding family relationships.
- Less than 5% of those who have completed our programme in the past five years have returned to prison, to our knowledge. Nationally the latest figures show that 55% of those released reoffend within 12 months and this statistic is even higher in London prisons.
- We have continued our peer-mentoring programme for new Residents, in partnership with The Forward Trust, training all graduate Nehemiah Residents and some volunteers as Peer Mentors.
- We continued to deliver 'A Brighter Future' – our second-stage programme, once a week in the evenings; this is co-delivered by the men themselves and facilitated by our staff.
- We have continued to develop our volunteering programme with 65 volunteers regularly participating in a range of activities.
- We have increased our connections with community partners, increasing our referral base in the community.
- We successfully relocated from our two properties to three new properties in Croydon in partnership with Croydon Churches Housing Association.



# THE NEHEMIAH PROJECT

## TRUSTEES' REPORT (CONTINUED)(INCLUDING DIRECTORS' REPORT)

### FOR THE YEAR ENDED 31 DECEMBER 2024

#### Priorities for 2025/26

Our priorities are to:

- Successfully transition from our retiring CEO to our new CEO (see "strategic overview" below)
- Strengthen the foundations of the Charity for the next decade.
- Continue to expand and develop the support offered to men as they prepare to move on. This will have a practical focus as we seek to recognise the lifelong impact that Adverse Childhood Conditions have on behaviour, health, and the life-course of the majority of our Residents. Our aim is to be more deliberate in helping our Residents build relational and emotional support to enhance their resilience and longer-term recovery.
- Introduce new quality measures to better assess how we refine our support.
- Apply the research of our PhD student on the 'Good Lives Model' in partnership with the Centre for Addictive Behaviours, London Southbank University.
- Work with community partners to develop complimentary activities and opportunities for Nehemiah Residents.
- Focus on our finances, increasing regular income and our level of reserves.

#### 1 – Performance Delivery

Nehemiah has an excellent record of both reducing reoffending and reducing drug and alcohol dependency. In 2024 we endeavoured to continue to improve our services and our outcomes.

|                                                                              | 2015    | 2016    | 2017    | 2018    | 2019    | 2020    | 2021     | 2022    | 2023      | 2024      |
|------------------------------------------------------------------------------|---------|---------|---------|---------|---------|---------|----------|---------|-----------|-----------|
| No. of Residents completing Stage 1 or still with us                         | 14      | 21      | 28      | 26      | 31      | 27      | 28       | 28      | 31        | 29        |
| No. of men worked with                                                       | 40      | 31      | 37      | 39      | 48      | 41      | 42       | 47      | 56        | 48        |
| % of men remaining abstinent for one year                                    | 64      | 74      | 75      | 71      | 71      | 52*     | 45*      | 59      | 74        | 70        |
| Residents in work, vocational training or voluntary work                     | 19      | 10      | 8       | 20      | 14      | 21      | 10       | 10      | 22        | 32        |
| No. of Residents reoffending or recalled within one year of leaving Nehemiah | 1       | 1       | 2       | 0       | 4       | 4*      | 4*       | 7*      | 3         | 1         |
| Average occupancy rate                                                       |         |         | 75%     | 72%     | 67%     | 73%     | 60%      | 61%     | 82%       | 81%       |
| Income                                                                       | 472,751 | 425,496 | 428,118 | 557,942 | 762,858 | 949,516 | 644,418* | 921,754 | 1,064,938 | 1,094,574 |
| % increase                                                                   | 33%     | -10%    | 0.6%    | 26%     | 31%     | 22%     | -38%     | 35%     | 14%       | 3%        |

# THE NEHEMIAH PROJECT

## TRUSTEES' REPORT (CONTINUED)(INCLUDING DIRECTORS' REPORT)

### FOR THE YEAR ENDED 31 DECEMBER 2024

---

A New Future is a rolling programme which men can join at any point and complete the twelve modules. It is a 13-week programme delivered each weekday morning at our first-stage houses, focusing on recovery and resettlement through process groups and education sessions. We encourage the participating cohort to work through issues together, sharing experiences, challenging one another and learning to resolve conflict. This has helped build resilience to increase the men's ability to cope with day-to-day social, emotional and practical pressures. In 2023 we introduced a new move-on support role to stretch and extend the support we offer as men prepare and move onto fully independent living.

\* *We consider this decrease to be a direct result of Covid-19 and the resulting limitations of face-to-face contact with men passing through the charity.*

#### **2 – Financial Prudence and Sustainability**

Maintaining financial prudence is a key element of the success of any charity:

- We continued to build relationships with key funders in a very challenging environment, and successfully secured some multi-year grants.
- We maintained tight financial control with regular reporting to Trustees.

In 2024, although our income from Trusts and Foundations increased by 6%, it was 17% below the budget we had forecast due to a challenging fundraising environment. Income from individuals was consistent and Housing Benefit payments only decreased by 1% with occupancy rates at 81%. 2024 the Charity had a total income of £1,094,574 and a total expenditure of £1,087,413 showing a surplus of £7,347. Income increased 3% from 2023. Expenditure also increased by 15% due to the Croydon house move, increased salary and utility costs.

Designated funds include the £810,198 property capital fund, which is our investment in the freehold of the Charity's main property in Streatham. It is anticipated that these funds will remain invested in the property for the foreseeable future. Unless the property is sold or re-mortgaged, these funds are not directly accessible.

Nehemiah's general unrestricted funds at the end of 2024 stand at £182,179 an increase of £25,714 from 2023. Management will focus on building these reserves to meet the desired level of three months' operating costs which would be £290,000.

#### **Reserves Policy**

The majority of our funding for operational costs comes from grants and donations, for which we are grateful. For liquidity purposes, the Trustees would like to attain around £300,000 cash reserves (three months' operating costs). The Charity has a strategy to continue to build its reserves to a point that could allow additional property growth. The Charity's tangible fixed assets were £900,198 at 31 December 2024.

# THE NEHEMIAH PROJECT

## TRUSTEES' REPORT (CONTINUED)(INCLUDING DIRECTORS' REPORT)

### FOR THE YEAR ENDED 31 DECEMBER 2024

---

#### Nehemiah 2024

##### Strategic Overview

John Patience has served the charity as CEO since November 2011 and advised us of his plan to retire during 2025. We thank him warmly for his great contribution. During 2024 we reflected on the needs of the charity and appointed Macaulay Search to assist in the search for a new CEO. A thorough process led to the appointment of a new CEO effective from September 2025.

In 2024 we continued to increase the level of support in our second stage programme with a dedicated Full-time Move-on Coordinator working with Residents in second stage accommodation, delivering A Brighter Future and supporting Residents one-to-one.

The needs of the men coming to Nehemiah are complex, and we wish to continue to offer an improved programme with a variety of services to give them the best recovery for themselves, their families and the wider community.

#### **1 – Build on our improved results for Residents, particularly those in our second stage programme.**

In 2025, we will:

- Continue to extend the breadth of support covered in our stage 2 programme, generally three to nine months; and stage 3, nine to twelve months. We will do this primarily through our own team but also through the delivery of support through external agencies and volunteers.
- Continue to offer Family Support to those Residents who need to reconnect with their families, and to establish an external support group to offer to family members. We have increasingly linked with disadvantaged communities to help our Residents reintegrate and connect their lives to community activities.
- Further develop our relationships with releasing prisons to ensure that Nehemiah is clearly 'signposted' to those who can best benefit.
- Endeavour to find funding and partnerships to deliver the wellbeing interventions that had worked well for Residents over the last three years, such as counselling, personal grants and other wellbeing activities.
- Continue peer-mentoring training so that all of our graduates have the opportunity to train as peer-mentors, ensuring new Nehemiah Residents receive additional support, especially at evenings and weekends.
- Continue to develop a programme for staff wellbeing that will create resilience and effectiveness in our staff, resulting in a positive, rewarding, and creative work environment.
- Further integrate The Good Lives Model in our recovery programmes.
- Ensure that we continue to give Residents an opportunity to feedback through monthly surveys as part of our existing assessment of Resident experience.

#### **2 - Financial Prudence and Sustainability**

In 2024 we maintained our financial position, with a small surplus, although in a challenging fundraising environment. We increased our free reserves but these remain at 65% of what we need in order to achieve three months running costs. Maintaining financial prudence and developing sustainability is a key element of the success of Nehemiah. To achieve this in 2025 we will:

- Closely monitor our quarterly revenue and expenditure targets through our Finance & Fundraising Committee.
- Continue to collaborate with The British Association of the Sovereign Order of Malta to achieve our joint objectives.
- Build longer-term relationships with core funders, as well as recognising the contribution of our individual donors.
- Continue to develop the Donorfy Customer Relationship Management database to steward our donors more effectively and improve our communications.
- Continue to raise Nehemiah's profile through a variety of channels in order to recruit further supporters.

# THE NEHEMIAH PROJECT

## TRUSTEES' REPORT (CONTINUED)(INCLUDING DIRECTORS' REPORT) FOR THE YEAR ENDED 31 DECEMBER 2024

---

### **3 – Growth – Improving quality in terms of service and positioning the charity in terms of profile and physical growth.**

- Our intention is to deliberately position Nehemiah as the ideal Stepping Stone into the community through the ongoing refinement of our programmes.
- Whilst we can never change the past, we increasingly understand the negative impact that it has had throughout someone's life course. We will deliberately introduce elements of support that the evidence suggests may well counterbalance some of these factors. This we think will further enhance recovery.
- Continue to work with housing partners outside of London to explore options for growth.

#### **Nehemiah's approach to fundraising**

Our supporters enable us to help vulnerable men recover their lives. We are committed to being fully transparent and accountable regarding how their gifts are used.

Our fundraising costs are kept to a minimum, with 8% of revenue being spent on the cost of raising funds. All fundraising is done in-house with no third-party involvement.

We are members of the Fundraising Regulator and as members we follow the Code of Fundraising Practice and the policy of dealing with vulnerable people.

In the financial year ending 31 December 2024 we did not receive any complaints about our fundraising.

We keep up to date on changing regulation and ensure we comply with it by changing processes where necessary.

#### **Structure, governance and management**

The Nehemiah Project is a Company Limited by Guarantee, governed by its Memorandum as amended and adopted by Special Resolution in 2009, and Articles of Association dated 4th September 2019. The new Articles adopted in 2019 were drafted to streamline the procedural running of the Charity but had no effect on the Charity's existing objects or purpose. The Nehemiah Project is a registered Charity with the Charity Commission of England and Wales. In the event of winding up, members' liabilities are limited to £1 each.

# THE NEHEMIAH PROJECT

## TRUSTEES' REPORT (CONTINUED)(INCLUDING DIRECTORS' REPORT) FOR THE YEAR ENDED 31 DECEMBER 2024

---

The Trustees, who are the Directors for the purposes of company law, and who served during the year were:

|                                   |                     |                                     |
|-----------------------------------|---------------------|-------------------------------------|
| Mr. T. B. Aikens                  |                     | Mrs. K. P. Hunter Johnston          |
| Mr. W. Ansell                     |                     | Mrs. O. Olayisade (joined 18-04-24) |
| Mr. R. M. Atwater                 | (resigned 24-10-24) | Mr. A. P. Watson                    |
| Mr. G. S. Boyle                   |                     | Miss J. S. Whitaker                 |
| Mr. C. Matthews (Chair)           |                     | Miss M. B. Musolino                 |
| Mr. E. Bathgate (joined 09-08-24) |                     | Mr. R. Clarke (joined 18-04-24)     |
| Mr. P. Sieyes (joined 05-12-24)   |                     |                                     |

Trustees are appointed by resolution of the existing Trustees. Most new Trustees will be familiar with the practical work of Nehemiah and all Trustees attend information events to keep up-to-date. New Trustees undergo an induction covering decision-making processes, key employees and future plans and objectives. They are also advised about their legal obligations as Trustees.

The Trustees meet quarterly and as two separate Sub-committees, The Finance and Fundraising Subcommittee chaired by Mr T Aikens, and the HR Subcommittee chaired by Mr T Watson. All board meetings have been 'in person' with the option to also join by Zoom. Trustees have continued to receive regular financial reports and updates on Nehemiah's activities and fundraising. The Board of Trustees is responsible for the overall legal, financial and strategic direction and development of Nehemiah.

### Public Benefit

The Trustees consider that they have complied with the duty to have due regard to public benefit guidance published by the Charity Commission.

### Management Team

- Dr J. Patience, Chief Executive Officer
- Mrs L. Ravenscroft, Development Director
- Miss A. Sissuh, Supported Housing Manager
- Mr Josh Benfield, Operations Manager

Day-to-day management, including finance, HR and operations, is the responsibility of the CEO. He is supported by the other members of the management team, who meet weekly, and who take responsibility for the assets of Nehemiah, supported housing, and fundraising.

### Risks

The Trustees review Nehemiah's risk register quarterly. They are responsible for approving and overseeing the implementation of any changes to procedures, training or other actions to mitigate the risks Nehemiah faces. All areas are RAG rated, with high priority areas separately highlighted and reported.

A Risk Register is maintained and presented at each Directors' Meeting. The Risk Register is available upon request.

### Relationship with other charities

Two of the Charity's move-on homes, The Chase and Pountney Road, are owned by Sanctuary Housing. Since 2013 Nehemiah has been Managing Agent for these properties. This agreement runs on a two-year agreement and currently runs until 2026. As such the Residents are Sanctuary Housing Licensees, managed by Nehemiah. The Charity's fourth, fifth houses and sixth houses, 51 Thornhill Road, 15 Thornhill Road and 38 Oakfield Road, Croydon, are owned by Croydon Churches Housing Association (CCHA). The Charity has a ten year lease with CCHA for these properties, terminating in 2034.

# THE NEHEMIAH PROJECT

## TRUSTEES' REPORT (CONTINUED)(INCLUDING DIRECTORS' REPORT)

**FOR THE YEAR ENDED 31 DECEMBER 2024**

---

### Statement of Trustees' responsibilities

The Trustees, who are also the directors of The Nehemiah Project for the purpose of company law, are responsible for preparing the Trustees' Report and the financial statements in accordance with applicable law and United Kingdom Accounting Standards (United Kingdom Generally Accepted Accounting Practice).

Company Law requires the Trustees to prepare financial statements for each financial year which give a true and fair view of the state of affairs of the Charitable Company and of the incoming resources and application of resources, including the income and expenditure, of the Charitable Company for that year.

In preparing these financial statements, the Trustees are required to:

- select suitable accounting policies and then apply them consistently;
- observe the methods and principles in the Charities SORP;
- make judgements and estimates that are reasonable and prudent; and
- prepare the financial statements on the going concern basis unless it is inappropriate to presume that the charitable company will continue in operation.

The Trustees are responsible for keeping adequate accounting records that disclose with reasonable accuracy at any time the financial position of the Charitable Company and enable them to ensure that the financial statements comply with the Companies Act 2006. They are also responsible for safeguarding the assets of the Charitable Company and hence for taking reasonable steps for the prevention and detection of fraud and other irregularities.

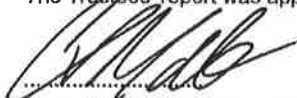
### Auditor

In accordance with Nehemiah's Articles, Trustees will appoint suitably-qualified Auditors.

### Disclosure of information to auditor

Each of the Trustees has confirmed that there is no information of which they are aware which is relevant to the audit, but of which the auditor is unaware. They have further confirmed that they have taken appropriate steps to identify such relevant information and to establish that the auditor is aware of such information.

The Trustees' report was approved by the Board of Trustees.

  
.....  
Mr C. Matthews (Chairman) Trustee

Dated:   
.....

# THE NEHEMIAH PROJECT

## INDEPENDENT AUDITOR'S REPORT

### TO THE MEMBERS OF THE NEHEMIAH PROJECT

---

#### Opinion

We have audited the financial statements of The Nehemiah Project (the 'charitable company') for the year ended 31 December 2024 which comprise the statement of financial activities, the balance sheet, the statement of cash flows and notes to the financial statements, including significant accounting policies. The financial reporting framework that has been applied in their preparation is applicable law and United Kingdom Accounting Standards, including Financial Reporting Standard 102 *The Financial Reporting Standard applicable in the UK and Republic of Ireland* (United Kingdom Generally Accepted Accounting Practice).

In our opinion, the financial statements:

- give a true and fair view of the state of the charitable company's affairs as at 31 December 2024 and of its incoming resources and application of resources, including its income and expenditure, for the year then ended;
- have been properly prepared in accordance with United Kingdom Generally Accepted Accounting Practice; and
- have been prepared in accordance with the requirements of the Companies Act 2006.

#### Basis for opinion

We conducted our audit in accordance with International Standards on Auditing (UK) (ISAs (UK)) and applicable law. Our responsibilities under those standards are further described in the Auditor's responsibilities for the audit of the accounts section of our report. We are independent of the charitable company in accordance with the ethical requirements that are relevant to our audit of the accounts in the UK, including the FRC's Ethical Standard, and we have fulfilled our other ethical responsibilities in accordance with these requirements. We believe that the audit evidence we have obtained is sufficient and appropriate to provide a basis for our opinion.

#### Conclusions relating to going concern

In auditing the financial statements, we have concluded that the Trustees' use of the going concern basis of accounting in the preparation of the financial statements is appropriate.

Based on the work we have performed, we have not identified any material uncertainties relating to events or conditions that, individually or collectively, may cast significant doubt on the charitable company's ability to continue as a going concern for a period of at least twelve months from when the financial statements are authorised for issue.

Our responsibilities and the responsibilities of the Trustees with respect to going concern are described in the relevant sections of this report.

#### Other information

The other information comprises the information included in the annual report other than the financial statements and our auditor's report thereon. The Trustees are responsible for the other information contained within the annual report. Our opinion on the financial statements does not cover the other information and, except to the extent otherwise explicitly stated in our report, we do not express any form of assurance conclusion thereon. Our responsibility is to read the other information and, in doing so, consider whether the other information is materially inconsistent with the financial statements or our knowledge obtained in the course of the audit, or otherwise appears to be materially misstated. If we identify such material inconsistencies or apparent material misstatements, we are required to determine whether this gives rise to a material misstatement in the financial statements themselves. If, based on the work we have performed, we conclude that there is a material misstatement of this other information, we are required to report that fact.

We have nothing to report in this regard.

# THE NEHEMIAH PROJECT

## INDEPENDENT AUDITOR'S REPORT (CONTINUED)

### TO THE MEMBERS OF THE NEHEMIAH PROJECT

---

#### **Opinions on other matters prescribed by the Companies Act 2006**

In our opinion, based on the work undertaken in the course of our audit:

- the information given in the Trustees' report for the financial year for which the financial statements are prepared, which includes the directors' report prepared for the purposes of company law, is consistent with the financial statements; and
- the directors' report included within the Trustees' report has been prepared in accordance with applicable legal requirements.

#### **Matters on which we are required to report by exception**

In the light of the knowledge and understanding of the charitable company and its environment obtained in the course of the audit, we have not identified material misstatements in the directors' report included within the Trustees' report.

We have nothing to report in respect of the following matters in relation to which the Companies Act 2006 requires us to report to you if, in our opinion:

- adequate accounting records have not been kept, or returns adequate for our audit have not been received from branches not visited by us; or
- the financial statements are not in agreement with the accounting records and returns; or
- certain disclosures of trustees' remuneration specified by law are not made; or
- we have not received all the information and explanations we require for our audit; or
- the Trustees were not entitled to prepare the financial statements in accordance with the small companies regime and take advantage of the small companies' exemptions in preparing the Trustees' report and from the requirement to prepare a strategic report.

#### **Responsibilities of Trustees**

As explained more fully in the statement of Trustees' responsibilities, the Trustees, who are also the directors of the charitable company for the purpose of company law, are responsible for the preparation of the financial statements and for being satisfied that they give a true and fair view, and for such internal control as the Trustees determine is necessary to enable the preparation of financial statements that are free from material misstatement, whether due to fraud or error. In preparing the financial statements, the Trustees are responsible for assessing the charitable company's ability to continue as a going concern, disclosing, as applicable, matters related to going concern and using the going concern basis of accounting unless the Trustees either intend to liquidate the charitable company or to cease operations, or have no realistic alternative but to do so.

#### **Auditor's responsibilities for the audit of the financial statements**

Our objectives are to obtain reasonable assurance about whether the financial statements as a whole are free from material misstatement, whether due to fraud or error, and to issue an auditor's report that includes our opinion. Reasonable assurance is a high level of assurance but is not a guarantee that an audit conducted in accordance with ISAs (UK) will always detect a material misstatement when it exists. Misstatements can arise from fraud or error and are considered material if, individually or in the aggregate, they could reasonably be expected to influence the economic decisions of users taken on the basis of these financial statements.

# THE NEHEMIAH PROJECT

## INDEPENDENT AUDITOR'S REPORT (CONTINUED) TO THE MEMBERS OF THE NEHEMIAH PROJECT

---

### Extent to which the audit was capable of detecting irregularities, including fraud

Irregularities, including fraud, are instances of non-compliance with laws and regulations. We design procedures in line with our responsibilities, outlined above, to detect material misstatements in respect of irregularities, including fraud. The extent to which our procedures are capable of detecting irregularities, including fraud is detailed below:

- Agreement of the financial statement disclosures to underlying supporting documentation to assess compliance with those laws and regulations having an impact on the financial statements and disclosure requirements. In particular, Accounting and Reporting by Charities: Statement of Recommended Practice;
- Enquiries and confirmation of management and the trustees as to their identification of any non-compliance with laws or regulations, or any actual or potential claims;
- Review of minutes of the Board meetings during the period;
- incorporating unpredictability into the nature, timing and/or extent of testing.
- Evaluation of the selection and application of the accounting policies chosen by the charity.
- In relation to the risk of management override of internal controls, by undertaking procedures to review journal entries and evaluating whether there was evidence of bias that represented a risk of material misstatement due to fraud; and
- We assessed the susceptibility of the charity's financial statements to material misstatement, including how fraud might occur by considering the key risks impacting the financial statements.

Our audit procedures were designed to respond to risks of material misstatement in the financial statements, recognising that the risk of not detecting a material misstatement due to fraud is higher than the risk of not detecting one resulting from error, as fraud may involve deliberate concealment by, for example, forgery, misrepresentations or through collusion.

There are inherent limitations in the audit procedures performed and the further removed non-compliance with laws and regulations is from the events and transactions reflected in the financial statements, the less likely we are to become aware of it.

A further description of our responsibilities for the audit of the financial statements is located on the Financial Reporting Council's website at: <http://www.frc.org.uk/auditorsresponsibilities>. This description forms part of our auditor's report.

### Use of our report

This report is made solely to the company's members, as a body, in accordance with section 391 of the Companies Act 2014. Our audit work has been undertaken so that we might state to the company's members those matters we are required to state to them in an auditor's report and for no other purpose. To the fullest extent permitted by law, we do not accept or assume responsibility to anyone other than the company and the company's members as a body, for our audit work, for this report, or for the opinions we have formed.



**Katherine Dee FCA (Senior Statutory Auditor)**  
for and on behalf of Begbies

.....  
21/12/15

**Chartered Accountants**  
**Statutory Auditor**

9 Bonhill Street  
London  
EC2A 4DJ

# THE NEHEMIAH PROJECT

## STATEMENT OF FINANCIAL ACTIVITIES INCLUDING INCOME AND EXPENDITURE ACCOUNT

FOR THE YEAR ENDED 31 DECEMBER 2024

### Current financial year

|                                                                         | Notes | Unrestricted<br>funds<br>2024<br>£ | Restricted<br>funds<br>2024<br>£ | Total<br>2024<br>£ | Total<br>2023<br>£ |
|-------------------------------------------------------------------------|-------|------------------------------------|----------------------------------|--------------------|--------------------|
| <b><u>Income from:</u></b>                                              |       |                                    |                                  |                    |                    |
| Donations and legacies                                                  | 2     | 357,651                            | 251,683                          | 609,334            | 576,736            |
| Charitable activities                                                   | 3     | 478,582                            | -                                | 478,582            | 486,286            |
| Investments- bank interest                                              |       | 6,658                              | -                                | 6,658              | 1,916              |
| <b>Total income</b>                                                     |       | <b>842,891</b>                     | <b>251,683</b>                   | <b>1,094,574</b>   | <b>1,064,938</b>   |
| <b><u>Expenditure on:</u></b>                                           |       |                                    |                                  |                    |                    |
| Raising funds                                                           | 4     | 78,018                             | -                                | 78,018             | 61,973             |
| <b><u>Charitable activities</u></b>                                     |       |                                    |                                  |                    |                    |
| Supported Housing Programme                                             | 7     | 734,044                            | 275,165                          | 1,009,209          | 881,990            |
| A New Future Online                                                     | 7     | -                                  | -                                | -                  | 1,000              |
| <b>Total charitable expenditure</b>                                     |       | <b>734,044</b>                     | <b>275,165</b>                   | <b>1,009,209</b>   | <b>882,990</b>     |
| <b>Total resources expended</b>                                         |       | <b>812,062</b>                     | <b>275,165</b>                   | <b>1,087,227</b>   | <b>944,963</b>     |
| <b>Net income/(expenditure) for the year/<br/>Net movement in funds</b> |       | <b>30,829</b>                      | <b>(23,482)</b>                  | <b>7,347</b>       | <b>119,975</b>     |
| Fund balances at 1 January 2024                                         |       | 961,548                            | 27,885                           | 989,433            | 869,458            |
| <b>Fund balances at 31 December 2024</b>                                |       | <b>992,377</b>                     | <b>4,403</b>                     | <b>996,780</b>     | <b>989,433</b>     |

The statement of financial activities includes all gains and losses recognised in the year.

The statement of financial activities includes all gains and losses recognised in the year. All income and expenditure derive from continuing activities.

The statement of financial activities also complies with the requirements for an income and expenditure account under the Companies Act 2006.

# THE NEHEMIAH PROJECT

## STATEMENT OF FINANCIAL ACTIVITIES (CONTINUED) INCLUDING INCOME AND EXPENDITURE ACCOUNT

FOR THE YEAR ENDED 31 DECEMBER 2024

| Prior financial year                                                                |       | Unrestricted<br>funds<br>2023<br>£ | Restricted<br>funds<br>2023<br>£ | Total<br>2023<br>£ |
|-------------------------------------------------------------------------------------|-------|------------------------------------|----------------------------------|--------------------|
|                                                                                     | Notes |                                    |                                  |                    |
| <b>Income from:</b>                                                                 |       |                                    |                                  |                    |
| Donations and legacies                                                              | 2     | 284,357                            | 292,379                          | 576,736            |
| Charitable activities                                                               | 3     | 486,286                            | -                                | 486,286            |
| Investments                                                                         |       | 1,916                              | -                                | 1,916              |
| <b>Total income</b>                                                                 |       | <b>772,559</b>                     | <b>292,379</b>                   | <b>1,064,938</b>   |
| <b>Expenditure on:</b>                                                              |       |                                    |                                  |                    |
| Raising funds                                                                       | 4     | 61,973                             | -                                | 61,973             |
| <u>Charitable activities</u>                                                        |       |                                    |                                  |                    |
| Supported Housing Programme                                                         | 7     | 602,818                            | 279,172                          | 881,990            |
| A New Future Online                                                                 | 7     | 1,000                              | -                                | 1,000              |
| <b>Total charitable expenditure</b>                                                 |       | <b>603,818</b>                     | <b>279,172</b>                   | <b>882,990</b>     |
| <b>Total resources expended</b>                                                     |       | <b>665,791</b>                     | <b>279,172</b>                   | <b>944,963</b>     |
| <b>Net incoming/(outgoing) resources before transfers</b>                           |       | <b>106,768</b>                     | <b>13,207</b>                    | <b>119,975</b>     |
| Gross transfers between funds                                                       |       | 2,817                              | (2,817)                          | -                  |
| <b>Net income/(expenditure) for the year/<br/>Net incoming/(outgoing) resources</b> |       | <b>109,585</b>                     | <b>10,390</b>                    | <b>119,975</b>     |
| Fund balances at 1 January 2023                                                     |       | 851,963                            | 17,495                           | 869,458            |
| <b>Fund balances at 31 December 2023</b>                                            |       | <b>961,548</b>                     | <b>27,885</b>                    | <b>989,433</b>     |

The statement of financial activities includes all gains and losses recognised in the year.

The statement of financial activities includes all gains and losses recognised in the year. All income and expenditure derive from continuing activities.

The statement of financial activities also complies with the requirements for an income and expenditure account under the Companies Act 2006.

# THE NEHEMIAH PROJECT

## BALANCE SHEET

AS AT 31 DECEMBER 2024

|                                                                | Notes | 2024      |           | 2023      |           |
|----------------------------------------------------------------|-------|-----------|-----------|-----------|-----------|
|                                                                |       | £         | £         | £         | £         |
| <b>Fixed assets</b>                                            |       |           |           |           |           |
| Tangible assets                                                | 11    |           | 899,384   |           | 895,083   |
| <b>Current assets</b>                                          |       |           |           |           |           |
| Debtors                                                        | 12    | 43,215    |           | 64,068    |           |
| Cash at bank and in hand                                       |       | 354,642   |           | 423,166   |           |
|                                                                |       | 397,857   |           | 487,234   |           |
| <b>Creditors: amounts falling due within one year</b>          | 13    | (156,708) |           | (189,823) |           |
| Net current assets                                             |       |           | 241,149   |           | 297,411   |
| <b>Total assets less current liabilities</b>                   |       |           | 1,140,533 |           | 1,192,494 |
| <b>Creditors: amounts falling due after more than one year</b> | 14    |           | (143,753) |           | (203,061) |
| <b>Net assets</b>                                              |       |           | 996,780   |           | 989,433   |
| <b>Income funds</b>                                            |       |           |           |           |           |
| Restricted funds                                               | 19    |           | 4,403     |           | 27,885    |
| <u>Unrestricted funds</u>                                      |       |           |           |           |           |
| Designated funds                                               | 18    | 810,198   |           | 805,083   |           |
| General unrestricted funds                                     |       | 182,179   |           | 156,465   |           |
|                                                                |       |           | 992,377   |           | 961,548   |
|                                                                |       |           | 996,780   |           | 989,433   |

These financial statements have been prepared in accordance with the provisions applicable to companies subject to the small companies regime.

The accounts were approved by the Trustees on

24<sup>th</sup> April 2025

.....  
C. Matthews  
Trustee

Company Registration No. 3255850

# THE NEHEMIAH PROJECT

## STATEMENT OF CASH FLOWS

FOR THE YEAR ENDED 31 DECEMBER 2024

|                                                             | Notes | 2024<br>£ | £              | 2023<br>£ | £              |
|-------------------------------------------------------------|-------|-----------|----------------|-----------|----------------|
| <b>Cash flows from operating activities</b>                 |       |           |                |           |                |
| Cash (absorbed by)/generated from operations                | 24    |           | (51,971)       |           | 255,739        |
| <b>Investing activities</b>                                 |       |           |                |           |                |
| Purchase of tangible fixed assets                           |       | (13,093)  |                | (6,359)   |                |
| Investment income received                                  |       | 6,658     |                | 1,916     |                |
| <b>Net cash used in investing activities</b>                |       |           | (6,435)        |           | (4,443)        |
| <b>Financing activities</b>                                 |       |           |                |           |                |
| Repayment of bank loans                                     |       | (10,118)  |                | (9,870)   |                |
| <b>Net cash used in financing activities</b>                |       |           | (10,118)       |           | (9,870)        |
| <b>Net (decrease)/increase in cash and cash equivalents</b> |       |           | (68,524)       |           | 241,426        |
| Cash and cash equivalents at beginning of year              |       |           | 423,166        |           | 181,740        |
| <b>Cash and cash equivalents at end of year</b>             |       |           | <u>354,642</u> |           | <u>423,166</u> |

# THE NEHEMIAH PROJECT

## NOTES TO THE FINANCIAL STATEMENTS FOR THE YEAR ENDED 31 DECEMBER 2024

---

### 1 Accounting policies

#### Charity information

The Nehemiah Project is a private company limited by guarantee incorporated in England and Wales. The registered office is 47 Tooting Bec Gardens, London, SW16 1RF.

#### 1.1 Accounting convention

The financial statements have been prepared in accordance with the charitable company's Memorandum and Articles of Association, the Companies Act 2006 and "Accounting and Reporting by Charities: Statement of Recommended Practice applicable to charities preparing their accounts in accordance with the Financial Reporting Standard applicable in the UK and Republic of Ireland (FRS 102) (effective 1 January 2019)". The charitable company is a Public Benefit Entity as defined by FRS 102.

The financial statements are prepared in sterling, which is the functional currency of the charitable company. Monetary amounts in these financial statements are rounded to the nearest £.

The financial statements have been prepared under the historical cost convention. The principal accounting policies adopted are set out below.

#### 1.2 Going concern

At the time of approving the accounts, the Trustees have a reasonable expectation that the charitable company has adequate resources to continue in operational existence for the next 12 months. Thus the Trustees' continue to adopt the going concern basis of accounting in preparing the accounts.

The free reserves of the charity are very low. However the charity has cash available to meet day to day activities due to the structure of long term borrowing. The charity also owns the freehold premises at 47 Tooting Bec Gardens which is stated in these accounts at cost. The trustees are of the opinion that were the charity in need of funds, further borrowing could be secured in the short term or the property could be sold.

#### 1.3 Charitable funds

Unrestricted funds are available for use at the discretion of the Trustees in furtherance of their charitable objectives.

Designated funds are a category of unrestricted fund set aside by the trustees for a specific purpose. The designated funds of The Nehemiah Project reflect the funds invested in the fixed assets of the charity and not available for day to day use, and the funds set aside by the trustees as detailed in the reserves policy.

Restricted funds are subject to specific conditions by donors or grantors as to how they may be used. The purposes and uses of the restricted funds are set out in the notes to the financial statements.

#### 1.4 Incoming resources

Income is recognised when the charitable company is legally entitled to it after any performance conditions have been met, the amounts can be measured reliably, and it is probable that income will be received.

Cash donations are recognised on receipt. Other donations are recognised once the charitable company has been notified of the donation, unless performance conditions require deferral of the amount. Income tax recoverable in relation to donations received under Gift Aid or deeds of covenant is recognised at the time of the donation.

Legacies are recognised on receipt or otherwise if the charitable company has been notified of an impending distribution, the amount is known, and receipt is expected. If the amount is not known, the legacy is treated as a contingent asset.

# THE NEHEMIAH PROJECT

## NOTES TO THE FINANCIAL STATEMENTS (CONTINUED)

### FOR THE YEAR ENDED 31 DECEMBER 2024

#### 1 Accounting policies

(Continued)

Grants are recognised at the point when the charity is notified of the grant and the charity is entitled to the income. Grants shown as donations are only deferred if they relate to a specific future time period as identified by the donor or the charity has received the income, but there is no entitlement to spend the funds at the year end. If the charity is not entitled to the funds without first meeting criteria which are yet to be met at the year end, and the funds have not been received, the funds will not be recognised in the accounts.

Grants are recognised as restricted if they are donated for a purpose more restrictive than the ongoing activities of the charity.

Grants are recognised as unrestricted if the donor either does not state any restriction on use or the restriction is to use funds for the supported housing project, as this is the only activity undertaken by the charity.

Grants that are received for the general operation of the charity, rather than on the basis of a contract for services or for meeting a specified level of services, the grant is shown as a donation.

Were a grant to be received with performance conditions it would be shown as income from charitable activities and would be deferred to the extent the charity has yet to fulfil the performance obligations.

Housing benefits and other rental contributions are accounted for when receivable.

Income from fundraising activities includes ticket sales, receipts from charity auctions and other income which is earned in the course of events run by the charity. Sponsorships for marathons, fun runs and other events are shown in donations as these are in effect gifts.

Income from events is included in the year in which the event has taken place.

#### 1.5 Resources expended

Liabilities for costs are recognised in the statement of financial activities as they are incurred.

The charity has two charitable activities, being the operation of a supported housing programme and A New Future Online. The administrative activities are run from one of the supported housing buildings which is owned by the charity, and accordingly there is little general overhead cost.

The costs of fundraising activities and reporting to funders are separately identifiable and directly allocated.

General office costs are all allocated to the supported housing activity due to the immaterial size of those attributable to fundraising and online activities.

#### 1.6 Tangible fixed assets

Tangible fixed assets costing over £500 are initially measured at cost and subsequently measured at cost, net of depreciation and any impairment losses.

Depreciation is recognised so as to write off the cost or valuation of assets less their residual values over their useful lives on the following bases:

|                                |                            |
|--------------------------------|----------------------------|
| Land and buildings             | Nil                        |
| Leasehold improvements         | Over the life of the lease |
| Fixtures, fittings & equipment | 25% straight line          |
| Computers                      | 33% straight line          |

# THE NEHEMIAH PROJECT

## NOTES TO THE FINANCIAL STATEMENTS (CONTINUED)

### FOR THE YEAR ENDED 31 DECEMBER 2024

---

#### 1 Accounting policies

(Continued)

Freehold land and buildings, representing one of the supported housing homes, is not depreciated as the trustees consider the residual value to be higher than carrying value. The land and property is stated at cost and at the year end the open market value was considered to exceed the carrying value. The value of the home is reviewed annually for impairment.

The gain or loss arising on the disposal of an asset is determined as the difference between the sale proceeds and the carrying value of the asset, and is recognised in net income/(expenditure) for the year.

#### 1.7 Impairment of fixed assets

At each reporting end date, the charitable company reviews the carrying amounts of its tangible and intangible assets to determine whether there is any indication that those assets have suffered an impairment loss. If any such indication exists, the recoverable amount of the asset is estimated in order to determine the extent of the impairment loss (if any).

#### 1.8 Cash and cash equivalents

Cash and cash equivalents include cash in hand, deposits held at call with banks, other short-term liquid investments with original maturities of three months or less, and bank overdrafts. Bank overdrafts are shown within borrowings in current liabilities.

#### 1.9 Financial instruments

The charitable company has elected to apply the provisions of Section 11 'Basic Financial Instruments' and Section 12 'Other Financial Instruments Issues' of FRS 102 to all of its financial instruments.

Financial instruments are recognised in the charitable company's balance sheet when the charitable company becomes party to the contractual provisions of the instrument.

Financial assets and liabilities are offset, with the net amounts presented in the financial statements, when there is a legally enforceable right to set off the recognised amounts and there is an intention to settle on a net basis or to realise the asset and settle the liability simultaneously.

#### **Basic financial assets**

Basic financial assets, which include debtors and cash and bank balances, are initially measured at transaction price including transaction costs and are subsequently carried at amortised cost using the effective interest method. Financial assets classified as receivable within one year are not amortised.

#### **Basic financial liabilities**

Basic financial liabilities, including creditors and bank loans are initially recognised at transaction price. Financial liabilities classified as payable within one year are not amortised.

Trade creditors are obligations to pay for goods or services that have been acquired in the ordinary course of operations from suppliers. Amounts payable are classified as current liabilities if payment is due within one year or less. If not, they are presented as non-current liabilities. Trade creditors are recognised initially at transaction price and subsequently measured at amortised cost using the effective interest method.

#### **Derecognition of financial liabilities**

Financial liabilities are derecognised when the charitable company's contractual obligations expire or are discharged or cancelled.

#### 1.10 Employee benefits

The cost of any unused holiday entitlement is recognised in the period in which the employee's services are received.

Termination benefits are recognised immediately as an expense when the charitable company is demonstrably committed to terminate the employment of an employee or to provide termination benefits.

# THE NEHEMIAH PROJECT

## NOTES TO THE FINANCIAL STATEMENTS (CONTINUED)

**FOR THE YEAR ENDED 31 DECEMBER 2024**

---

**1 Accounting policies**

(Continued)

**1.11 Retirement benefits**

Payments to defined contribution retirement benefit schemes are charged as an expense as they fall due.

# THE NEHEMIAH PROJECT

## NOTES TO THE FINANCIAL STATEMENTS (CONTINUED) FOR THE YEAR ENDED 31 DECEMBER 2024

### 2 Donations and legacies

|                                              | Total          | Total          |
|----------------------------------------------|----------------|----------------|
|                                              | 2024           | 2023           |
|                                              | £              | £              |
| Donations and gifts                          | 101,289        | 85,187         |
| Legacies receivable                          | -              | 1,000          |
| Grants towards ongoing operations            | 424,167        | 589,513        |
| Less/add: net deferred income                | 73,780         | (128,052)      |
| Other including London Marathon sponsorships | 10,098         | 29,088         |
|                                              | <u>609,334</u> | <u>576,736</u> |

Note 25 contains details of donations by related parties.

|                                           | Total          | Total          |
|-------------------------------------------|----------------|----------------|
|                                           | 2024           | 2023           |
|                                           | £              | £              |
| Albert Gubay Charitable Trust             | -              | 50,000         |
| Benefact Trust                            | 14,667         | -              |
| British Association of the Order of Malta | 30,000         | 30,000         |
| Cicely Northcote                          | -              | 10,000         |
| Childs Charitable Trust                   | -              | 5,000          |
| Croydon Relief in Need                    | 15,000         | -              |
| Drapers' Charitable Funds                 | 20,000         | -              |
| Golden Bottle Trust                       | -              | 5,000          |
| Lambeth Digital Inclusion Fund            | 13,500         | -              |
| Lloyds Bank Foundation                    | -              | 25,000         |
| Maurice & Hilda Lang Charitable Trust     | -              | 10,000         |
| Sir Harold Hood Charitable Trust          | 4,000          | -              |
| The 29th May 1961 Charitable Trust        | 5,000          | 5,000          |
| The AD Charitable Trust                   | 20,000         | 20,000         |
| The Garfield Weston Foundation            | 50,000         | -              |
| The Global Fund for Forgotten People      | -              | 192,622        |
| The Henry Smith Charity                   | 40,000         | 40,000         |
| The Jerusalem Trust                       | 40,000         | 52,000         |
| The J P Getty JR Charitable Trust         | 5,000          | -              |
| The Mackie Foundation                     | 30,000         | 30,000         |
| The Monday Trust                          | 100,000        | 50,000         |
| The Peter Stebbing Memorial Charity       | -              | 5,000          |
| The Shanley Foundation                    | 4,000          | -              |
| The Society of the Holy Child Jesus       | -              | 10,000         |
| The Charity of Sir Richard Whittington    | -              | 29,000         |
| The Worshipful Company of Mercers         | 25,000         | -              |
| The Worshipful Company of Vintners        | -              | -              |
| Other £3,000 and below                    | 8,000          | 20,890         |
|                                           | <u>424,167</u> | <u>589,512</u> |

# THE NEHEMIAH PROJECT

## NOTES TO THE FINANCIAL STATEMENTS (CONTINUED)

FOR THE YEAR ENDED 31 DECEMBER 2024

### 3 Charitable activities

|                                         | Supported<br>housing<br>income<br>2024<br>£ | Supported<br>housing<br>income<br>2023<br>£ |
|-----------------------------------------|---------------------------------------------|---------------------------------------------|
| Housing benefit and other rental income | 478,582                                     | 486,286                                     |

### 4 Raising funds

|                                        | 2024<br>£ | 2023<br>£ |
|----------------------------------------|-----------|-----------|
| Seeking donations, grants and legacies | 6,489     | 4,942     |
| Staging fundraising events             | 2,975     | 2,925     |
| Staff costs                            | 68,554    | 54,106    |
| Costs of operating fundraising events  | 78,018    | 61,973    |

# THE NEHEMIAH PROJECT

## NOTES TO THE FINANCIAL STATEMENTS (CONTINUED) FOR THE YEAR ENDED 31 DECEMBER 2024

### 5 Employees

#### Number of employees

The average monthly number of employees during the year was:

| 2024<br>Number | 2023<br>Number |
|----------------|----------------|
| 17             | 17             |

#### Employment costs

|                                    | 2024<br>£      | 2023<br>£      |
|------------------------------------|----------------|----------------|
| Wages and salaries                 | 545,091        | 485,510        |
| Social security costs              | 55,468         | 43,059         |
| Defined contribution pension costs | 7,342          | 7,068          |
|                                    | <u>607,901</u> | <u>535,637</u> |

The number of employees whose annual remuneration, excluding employers' national insurance and pension contributions, was £60,000 or more were:

|                 | 2024<br>Number | 2023<br>Number |
|-----------------|----------------|----------------|
| £60,001-£70,000 | 1              | 1              |
| £70,001-£80,000 | 1              | 1              |

Pension contributions for higher paid staff total £2,642 (2023: £2,642). The total termination and redundancy payments made during the year were £5,000 (2023: nil).

### 6 Net movement in funds

The net movement in funds is stated after charging/(crediting):

|                                                                  | 2024<br>£ | 2023<br>£ |
|------------------------------------------------------------------|-----------|-----------|
| Fees payable for the audit of the charity's financial statements | 7,680     | 11,360    |
| Depreciation of owned tangible fixed assets                      | 8,792     | 16,207    |

# THE NEHEMIAH PROJECT

## NOTES TO THE FINANCIAL STATEMENTS (CONTINUED) FOR THE YEAR ENDED 31 DECEMBER 2024

### 7 Charitable activities

|                                                               | Supported<br>Housing<br>Programme<br>2024<br>£ | Supported<br>Housing<br>Programme<br>2023<br>£ | A New<br>Future<br>Online<br>2023<br>£ | Total<br>2023<br>£ |
|---------------------------------------------------------------|------------------------------------------------|------------------------------------------------|----------------------------------------|--------------------|
| Staff costs                                                   | 475,140                                        | 419,189                                        | 1,000                                  | 420,189            |
| Depreciation and impairment                                   | 8,792                                          | 16,207                                         | -                                      | 16,207             |
| Staff and volunteer expenses, recruitment and training        | 615                                            | 3,110                                          | -                                      | 3,110              |
| Rent and rates                                                | 144,402                                        | 131,107                                        | -                                      | 131,107            |
| Repairs and renewals                                          | 23,461                                         | 19,401                                         | -                                      | 19,401             |
| Light and heat                                                | 53,812                                         | 46,466                                         | -                                      | 46,466             |
| Motor and travel                                              | 1,008                                          | 862                                            | -                                      | 862                |
| Residents needs                                               | 8,505                                          | 8,183                                          | -                                      | 8,183              |
| Consultancy, clinical supervision and other professional fees | 36,229                                         | 48,537                                         | -                                      | 48,537             |
| Subscriptions and licences                                    | 1,158                                          | 1,123                                          | -                                      | 1,123              |
| Cleaning materials and refuse disposal                        | 5,354                                          | 7,022                                          | -                                      | 7,022              |
| Food                                                          | 3,212                                          | 3,044                                          | -                                      | 3,044              |
| New Croydon houses set up and moving costs                    | 63,272                                         | -                                              | -                                      | -                  |
| Insurance                                                     | 24,791                                         | 23,135                                         | -                                      | 23,135             |
| Programme costs                                               | 12,880                                         | 5,809                                          | -                                      | 5,809              |
| Temporary & agency staff costs                                | -                                              | 10,290                                         | -                                      | 10,290             |
|                                                               | <u>862,631</u>                                 | <u>743,485</u>                                 | <u>1,000</u>                           | <u>744,485</u>     |
| Share of support costs (see note 9)                           | 136,004                                        | 125,075                                        | -                                      | 125,075            |
| Share of governance costs (see note 9)                        | 10,574                                         | 13,430                                         | -                                      | 13,430             |
|                                                               | <u>1,009,209</u>                               | <u>881,990</u>                                 | <u>1,000</u>                           | <u>882,990</u>     |
| <b>Analysis by fund</b>                                       |                                                |                                                |                                        |                    |
| Unrestricted funds                                            | 734,044                                        | 602,818                                        | 1,000                                  | 603,818            |
| Restricted funds                                              | 275,165                                        | 279,172                                        | -                                      | 279,172            |
|                                                               | <u>1,009,209</u>                               | <u>881,990</u>                                 | <u>1,000</u>                           | <u>882,990</u>     |

2024 supported housing consultancy fees includes £15,989 for counselling, £1,167 wellbeing services and £10,000 for monitoring and evaluation. A New Future Online pilot project continued during the year using existing internal staff resources.

2023 supported housing consultancy fees includes £14,625 for counselling, £580 clinical supervision, £10,000 for monitoring and evaluation and £12,219 for peer mentoring. A New Future Online pilot project continued during the year using existing internal staff resources.

# THE NEHEMIAH PROJECT

## NOTES TO THE FINANCIAL STATEMENTS (CONTINUED)

### FOR THE YEAR ENDED 31 DECEMBER 2024

#### 8 Description of charitable activities

##### Supported Housing Programme

Residential supported housing services for those recovering from addiction.

##### A New Future Online

In 2021, the Charity started to create a programme which can be delivered online, either directly or through partner organisations. The programme is still at pilot stage and no material direct costs or general overheads arise are applicable to this activity.

#### 9 Support costs

|                                       | Support costs  | Governance costs | 2024           | 2023           |
|---------------------------------------|----------------|------------------|----------------|----------------|
|                                       | £              | £                | £              | £              |
| Staff costs                           | 64,207         | -                | 64,207         | 61,342         |
| Printing, postage and stationery      | 15,631         | -                | 15,631         | 14,634         |
| Telephone                             | 9,608          | -                | 9,608          | 8,677          |
| Staff recruitment                     | 2,404          | -                | 2,404          | 2,788          |
| HR support and professional fees      | 12,244         | -                | 12,244         | 12,680         |
| Computer expenses                     | 28,102         | -                | 28,102         | 19,608         |
| Loan interest                         | 566            | -                | 566            | 778            |
| Sundry expenses                       | 1,193          | -                | 1,193          | 1,148          |
| Training and staff subscription costs | 2,049          | -                | 2,049          | 3,420          |
| Audit fees                            | -              | 7,680            | 7,680          | 11,360         |
| Accountancy                           | -              | 1,394            | 1,394          | 2,070          |
| Legal and professional                | -              | 1,500            | 1,500          | -              |
|                                       | <u>136,004</u> | <u>10,574</u>    | <u>146,578</u> | <u>138,505</u> |
| Analysed between                      |                |                  |                |                |
| Charitable activities                 | <u>136,004</u> | <u>10,574</u>    | <u>146,578</u> | <u>138,505</u> |

Support costs are allocated to charitable activities in proportion to salary costs incurred. No material support costs relate to fundraising.

Governance costs includes payments to the auditors of £7,680 including VAT (2023- £7,680) for audit fees and £2,070 including VAT (2023- £2,070) for the provision of management accounts during the year.

#### 10 Taxation

The charity is exempt from tax on income and gains falling within section 505 of the Taxes Act 1988 or section 252 of the Taxation of Chargeable Gains Act 1992 to the extent that these are applied to its charitable objects.

# THE NEHEMIAH PROJECT

## NOTES TO THE FINANCIAL STATEMENTS (CONTINUED)

FOR THE YEAR ENDED 31 DECEMBER 2024

### 11 Tangible fixed assets

|                                    | Land and<br>buildings | Leasehold<br>improvements | Fixtures,<br>fittings &<br>equipment | Computers | Total     |
|------------------------------------|-----------------------|---------------------------|--------------------------------------|-----------|-----------|
|                                    | £                     | £                         | £                                    | £         | £         |
| <b>Cost</b>                        |                       |                           |                                      |           |           |
| At 1 January 2024                  | 884,094               | 15,845                    | 161,878                              | 63,425    | 1,125,242 |
| Additions                          | -                     | 11,039                    | 2,054                                | -         | 13,093    |
| Disposals                          | -                     | (15,845)                  | -                                    | -         | (15,845)  |
| At 31 December 2024                | 884,094               | 11,039                    | 163,932                              | 63,425    | 1,122,490 |
| <b>Depreciation and impairment</b> |                       |                           |                                      |           |           |
| At 1 January 2024                  | -                     | 15,845                    | 158,405                              | 55,909    | 230,159   |
| Depreciation charged in the year   | -                     | -                         | 2,213                                | 6,579     | 8,792     |
| Eliminated in respect of disposals | -                     | (15,845)                  | -                                    | -         | (15,845)  |
| At 31 December 2024                | -                     | -                         | 160,618                              | 62,488    | 223,106   |
| <b>Carrying amount</b>             |                       |                           |                                      |           |           |
| At 31 December 2024                | 884,094               | 11,039                    | 3,314                                | 937       | 899,384   |
| At 31 December 2023                | 884,094               | -                         | 3,473                                | 7,516     | 895,083   |

### 12 Debtors

|                                             | 2024   | 2023   |
|---------------------------------------------|--------|--------|
|                                             | £      | £      |
| <b>Amounts falling due within one year:</b> |        |        |
| Other debtors                               | 25,370 | 44,622 |
| Prepayments and accrued income              | 17,845 | 19,446 |
|                                             | 43,215 | 64,068 |

### 13 Creditors: amounts falling due within one year

|                                    | Notes | 2024    | 2023    |
|------------------------------------|-------|---------|---------|
|                                    |       | £       | £       |
| Bank loans                         | 15    | 10,390  | 9,700   |
| Other taxation and social security |       | 14,025  | 12,137  |
| Deferred income                    | 16    | 99,184  | 124,464 |
| Trade creditors                    |       | 16,152  | 28,112  |
| Accruals                           |       | 16,957  | 15,410  |
|                                    |       | 156,708 | 189,823 |

# THE NEHEMIAH PROJECT

## NOTES TO THE FINANCIAL STATEMENTS (CONTINUED)

### FOR THE YEAR ENDED 31 DECEMBER 2024

#### 14 Creditors: amounts falling due after more than one year

|                                | Notes | 2024<br>£      | 2023<br>£      |
|--------------------------------|-------|----------------|----------------|
| Bank loans                     | 15    | 5,253          | 16,061         |
| Deferred income                | 16    | 48,500         | 97,000         |
| Britland Charitable Trust loan |       | 90,000         | 90,000         |
|                                |       | <u>143,753</u> | <u>203,061</u> |

#### 15 Loans and overdrafts

|                         | 2024<br>£      | 2023<br>£      |
|-------------------------|----------------|----------------|
| Bank and trust funding  | <u>105,643</u> | <u>115,761</u> |
| Payable within one year | 10,390         | 9,700          |
| Payable after one year  | <u>95,253</u>  | <u>106,061</u> |

During the 2020 year the charity repaid its Charity Bank loan with a NatWest Bounce Back loan. The loan has a fixed interest rate of 2.5% and is repayable over six years, with no interest or repayments for the first twelve months. The Bounce Back loan is unsecured.

The £90,000 Britland Trust loan is unsecured, non interest bearing and has no fixed repayment date. No amounts have been recognised in the accounts for the donation in kind of interest forgone or in respect of discounting to net present value due to no agreed schedule of repayments.

#### 16 Deferred income

|                                 | 2024<br>£      | 2023<br>£      |
|---------------------------------|----------------|----------------|
| Performance related grants      | -              | 13,108         |
| Grants for a future time period | <u>147,684</u> | <u>208,356</u> |
|                                 | <u>147,684</u> | <u>221,464</u> |

Deferred income is included in the financial statements as follows:

|                         | 2024<br>£      | 2023<br>£      |
|-------------------------|----------------|----------------|
| Current liabilities     | 99,184         | 124,464        |
| Non-current liabilities | <u>48,500</u>  | <u>97,000</u>  |
|                         | <u>147,684</u> | <u>221,464</u> |

# THE NEHEMIAH PROJECT

## NOTES TO THE FINANCIAL STATEMENTS (CONTINUED) FOR THE YEAR ENDED 31 DECEMBER 2024

### 16 Deferred income (Continued)

Deferred income includes £97,000 from the Global Fund for Forgotten People which has been given to the Charity for 2025 to 2026 on the closure of the organisation, with no entitlement to access the funding earlier.

### 17 Retirement benefit schemes

|                                                                     | 2024  | 2023  |
|---------------------------------------------------------------------|-------|-------|
| Defined contribution schemes                                        | £     | £     |
| Charge to profit or loss in respect of defined contribution schemes | 7,342 | 7,068 |
|                                                                     | 7,342 | 7,068 |

The charitable company operates a defined contribution pension scheme for all qualifying employees under an auto enrolment pension scheme. The assets of the scheme are held separately from those of the charitable company in an independently administered fund.

### 18 Unrestricted funds

The unrestricted income funds of the charity include the following designated funds which have been set aside out of unrestricted funds by the trustees for specific purposes:

|                       | At 1 January<br>2024         | Incoming<br>resources         | Resources<br>expended         | Transfers        | At 31<br>December<br>2024          |
|-----------------------|------------------------------|-------------------------------|-------------------------------|------------------|------------------------------------|
|                       | £                            | £                             | £                             | £                | £                                  |
| Property capital fund | 805,083                      | 13,093                        | (7,978)                       | -                | 810,198                            |
| General funds         | 156,465                      | 829,798                       | (804,084)                     | -                | 182,179                            |
|                       | 961,548                      | 842,891                       | (812,062)                     | -                | 992,377                            |
| <b>Previous year:</b> | <b>At 1 January<br/>2023</b> | <b>Incoming<br/>resources</b> | <b>Resources<br/>expended</b> | <b>Transfers</b> | <b>At 31<br/>December<br/>2023</b> |
|                       | £                            | £                             | £                             | £                | £                                  |
| Property capital fund | 814,931                      | 3,542                         | (16,207)                      | 2,817            | 805,083                            |
| General funds         | 37,032                       | 769,017                       | (649,584)                     | -                | 156,465                            |
|                       | 851,963                      | 772,559                       | 665,791                       | 2,817            | 961,548                            |

Property capital fund - Income invested in the charity's residential homes, furnishings and equipment. The Britland Trust loan was made to the charity to fund the purchase of 47 Tooting Bec Gardens and has been allocated to this fund to identify where resources are used.

# THE NEHEMIAH PROJECT

## NOTES TO THE FINANCIAL STATEMENTS (CONTINUED)

### FOR THE YEAR ENDED 31 DECEMBER 2024

#### 19 Restricted funds

The restricted funds of the charity comprise the unexpended balances of donations and grants held on trust subject to specific conditions by donors as to how they may be used.

|                                                    | Balance at 1 January 2023 |         | Movement in funds  |                    | Balance at 1 January 2024 |        | Movement in funds  |                    | Balance at 31 December 2024 |       |
|----------------------------------------------------|---------------------------|---------|--------------------|--------------------|---------------------------|--------|--------------------|--------------------|-----------------------------|-------|
|                                                    | £                         | £       | Incoming resources | Resources expended | Transfers                 | £      | Incoming resources | Resources expended | Transfers                   | £     |
| Family support programme                           | -                         | 15,000  | 15,000             | (15,000)           | -                         | -      | 15,000             | (15,000)           | -                           | -     |
| Salaries Fund                                      | -                         | 99,846  | 99,846             | (98,345)           | -                         | 1,501  | 90,914             | (92,415)           | -                           | -     |
| A New Future supported housing Programme expansion | -                         | 135,500 | 135,500            | (135,500)          | -                         | -      | 59,500             | (69,500)           | 10,000                      | -     |
| Training                                           | -                         | 1,390   | 1,390              | (940)              | -                         | 450    | 36,300             | (36,300)           | -                           | -     |
| IT costs                                           | 15,767                    | -       | -                  | (2,948)            | (2,817)                   | 10,002 | 13,500             | (23,252)           | -                           | 250   |
| Residents needs                                    | 1,728                     | 10,042  | 10,042             | (6,813)            | -                         | 4,957  | 7,761              | (9,151)            | -                           | 3,567 |
| Counselling                                        | -                         | 15,600  | 15,600             | (14,625)           | -                         | 975    | 15,600             | (15,989)           | -                           | 586   |
| Online programme                                   | -                         | 10,000  | 10,000             | -                  | -                         | 10,000 | -                  | -                  | (10,000)                    | -     |
| Residents mentoring programme                      | -                         | -       | -                  | -                  | -                         | -      | 13,108             | (13,108)           | -                           | -     |
| Volunteering                                       | -                         | 5,000   | 5,000              | (5,000)            | -                         | -      | -                  | -                  | -                           | -     |
|                                                    | 17,495                    | 292,378 | 292,378            | (279,171)          | (2,817)                   | 27,885 | 251,683            | (275,165)          | -                           | 4,403 |



# THE NEHEMIAH PROJECT

## NOTES TO THE FINANCIAL STATEMENTS (CONTINUED)

### FOR THE YEAR ENDED 31 DECEMBER 2024

#### 21 Limited by guarantee

The charitable company's legal structure is that of a company limited by guarantee. In the event of the company winding-up each member is liable to contribute to any deficit to a maximum of £1 per member.

#### 22 Analysis of changes in net funds

|                                            | At 1 January<br>2024<br>£ | Cash flows<br>£ | At 31 December<br>2024<br>£ |
|--------------------------------------------|---------------------------|-----------------|-----------------------------|
| Cash at bank and in hand                   | 423,166                   | (68,524)        | 354,642                     |
| Loans falling due within one year          | (9,700)                   | (690)           | (10,390)                    |
| Loans falling due after more than one year | (16,061)                  | 10,808          | (5,253)                     |
|                                            | <u>397,405</u>            | <u>(58,406)</u> | <u>338,999</u>              |

#### 23 Operating lease commitments

##### Lessee

The 'Move On' house and Pountney Road are rented from Sanctuary Housing Trust under a management agreement. The agreed prevailing rent is £41,341 and £18,498 respectively and requires that the Charity provide support services to the residents. No adjustment to the rent is made in these accounts for the support provided to the residents. The two year agreement runs to 31st March 2026. There is a 12 month notice period to end the contract and so at the year end the charity was committed to a further 12 months rent.

Fredrick Gardens was occupied on a lease due to terminate in September 2025 with an annually reviewed rent. The lease was ended within the year by mutual agreement, and no further liability exists at the year end.

98 Lodge Road was occupied on a lease due to terminate in September 2025 with an annually reviewed rent. The lease was ended within the year by mutual agreement, and no further liability exists at the year end.

In exchange for leaving Fredrick Gardens and 98 Lodge Road, the landlord supplied three new properties. 38 Oakfield Road, 15 Thornhill Road and 51 Thornhill are occupied on ten year leases until 3rd December 2034. There is a break clause on 4th December 2029 with a 12 month notice period. The below figure includes the first 5 years of rent at the prevailing rents of £26,000, £24,500 and £24,500 respectively.

The total of the above payments is £444,909.

# THE NEHEMIAH PROJECT

## NOTES TO THE FINANCIAL STATEMENTS (CONTINUED)

### FOR THE YEAR ENDED 31 DECEMBER 2024

| 24 Cash generated from operations                                 | 2024<br>£       | 2023<br>£      |
|-------------------------------------------------------------------|-----------------|----------------|
| Surplus for the year                                              | 7,347           | 119,975        |
| Adjustments for:                                                  |                 |                |
| Investment income recognised in statement of financial activities | (6,658)         | (1,916)        |
| Depreciation and impairment of tangible fixed assets              | 8,792           | 16,207         |
| Movements in working capital:                                     |                 |                |
| Decrease in debtors                                               | 20,853          | 36,827         |
| (Decrease) in creditors                                           | (8,525)         | (43,406)       |
| (Decrease)/increase in deferred income                            | (73,780)        | 128,052        |
| <b>Cash (absorbed by)/generated from operations</b>               | <b>(51,971)</b> | <b>255,739</b> |

#### 25 Related party transactions

Mr R. Atwater, Mr G. Boyle and Miss J. Whitaker are all members of the Sovereign Military Hospitaller Order of St John of Jerusalem, of Rhodes and of Malta (the Order of Malta). The Nehemiah Project has received significant financial assistance from The Global Fund for Forgotten People, a fund with close ties to the Order of Malta, and the Order of Malta itself. The Global Fund for Forgotten People ceased UK operations during the year, but continues activities from the Vatican. The Trustees Report contains details of the work carried out with this funding and the income is disclosed in note 2.

During the year the charity received £12,944 (2023- £20,022) in giving from Trustees. These funds were not subject to any restrictions to activities beyond those normally undertaken by the charity.

The charity purchased trustees liability insurance as part of a combined insurance package and accordingly no cost has been attributed to governance and support costs.

None of the Trustees (or any persons connected with them) received any remuneration, travel expenses or benefits from the charitable company during the year (2023- nil).

#### Remuneration of key management personnel

The remuneration of key management personnel is as follows.

|                                                                            | 2024<br>£     | 2023<br>£     |
|----------------------------------------------------------------------------|---------------|---------------|
| Aggregate compensation including pension and employers' national insurance | <u>86,825</u> | <u>83,063</u> |

No financial guarantees have been given or received by related parties.

**THE NEHEMIAH PROJECT**

England & Wales - Charity number 1058536

---

# Accounts

---

Charity Registration No. 1058536

Company Registration No. 3255850 (England and Wales)

**THE NEHEMIAH PROJECT**  
**ANNUAL REPORT AND FINANCIAL STATEMENTS**  
**FOR THE YEAR ENDED 31 DECEMBER 2023**

The  **ehemiah** Project

# THE NEHEMIAH PROJECT

## CONTENTS

---

|                                   | <b>Page</b> |
|-----------------------------------|-------------|
| Trustees' report                  | 1 - 6       |
| Independent auditor's report      | 7 - 9       |
| Statement of financial activities | 10 - 11     |
| Balance sheet                     | 12          |
| Statement of cash flows           | 13          |
| Notes to the financial statements | 14 - 30     |

# THE NEHEMIAH PROJECT

## LEGAL AND ADMINISTRATIVE INFORMATION

---

|                          |                                                                                 |
|--------------------------|---------------------------------------------------------------------------------|
| <b>Charity number</b>    | 1058536                                                                         |
| <b>Company number</b>    | 3255850                                                                         |
| <b>Registered office</b> | 47 Tooting Bec Gardens<br>London<br>SW16 1RF                                    |
| <b>Auditor</b>           | Begbies<br>9 Bonhill Street<br>London<br>EC2A 4DJ                               |
| <b>Bankers</b>           | NatWest plc<br>NatWest Bank Plc<br>145 Clapham High Street<br>London<br>SW4 7SN |
| <b>Solicitors</b>        | Bates Wells<br>10 Queen Street Place<br>London<br>EC4R 1BE                      |

---

# THE NEHEMIAH PROJECT

## TRUSTEES' REPORT (INCLUDING DIRECTORS' REPORT)

**FOR THE YEAR ENDED 31 DECEMBER 2023**

---

The Trustees present their report and accounts for the year ended 31 December 2023.

The financial statements have been prepared in accordance with the accounting policies set out in note 1 to the financial statements and comply with the charitable company's Memorandum and Articles of Association, the Companies Act 2006 and "Accounting and Reporting by Charities: Statement of Recommended Practice applicable to charities preparing their accounts in accordance with the Financial Reporting Standard applicable in the UK and Republic of Ireland (FRS 102)" (as amended for accounting periods commencing from 1 January 2019)

### Objectives and activities

The Nehemiah Project has over 30 years' experience of working with men with a history of addiction. Our clients are arguably some of the most marginalised and excluded individuals in society, with multiple and complex needs.

Our high level objectives are:

- To enable vulnerable men to break free from crime and addiction and to help them rebuild their lives
- To offer men, once released from prison, the resources to set new goals and give them hope for the future
- To assist in their reintegration into the community through the provision of supported housing immediately after release and beyond, as well as the provision of rehabilitation programmes.

A key aim is to build resilience in our Residents so that when they move on, they can deal with unexpected and challenging life events without resorting to old behaviours, and to provide coping strategies to avoid relapse.

### Vision

To be a centre of excellence for rehabilitating men from crime and addiction through the transformation of their lives to become fulfilled, valuable members of the community.

### Mission

The Board and all Nehemiah staff believe that anyone can change their life, and this underpins all our work. Our holistic, peer-group approach to recovery creates a safe place where men can go through the painful process of reviewing their lives and establishing a new foundation on which to build their future. We support each man to reach his potential, and we celebrate their success.

### Values

Following our Values Day in Oct 2023, attended by members of the Staff and Trustee team, Nehemiah has adopted the following values to inform our best practice going forward. These values apply to everyone who engages with our service, whether staff, Residents, volunteers, or external visitors:

- **Belief**
  - Our driving force, we believe in each person's unique potential and the power of positive change.
- **Respect**
  - Our commitment to valuing each other's choices, embracing differences and building a culture of mutual acceptance.
- **Honesty**
  - Our foundation for strong relationships; nurturing an environment of trust and truthfulness.
- **Compassion**
  - At the centre of our approach, emphasising empathy, understanding and patience through both positive and challenging circumstances.
- **Empowerment**
  - Our focus on giving individuals the tools, support and freedom they need to resolve their own issues, explore options, and recognise their self-worth.

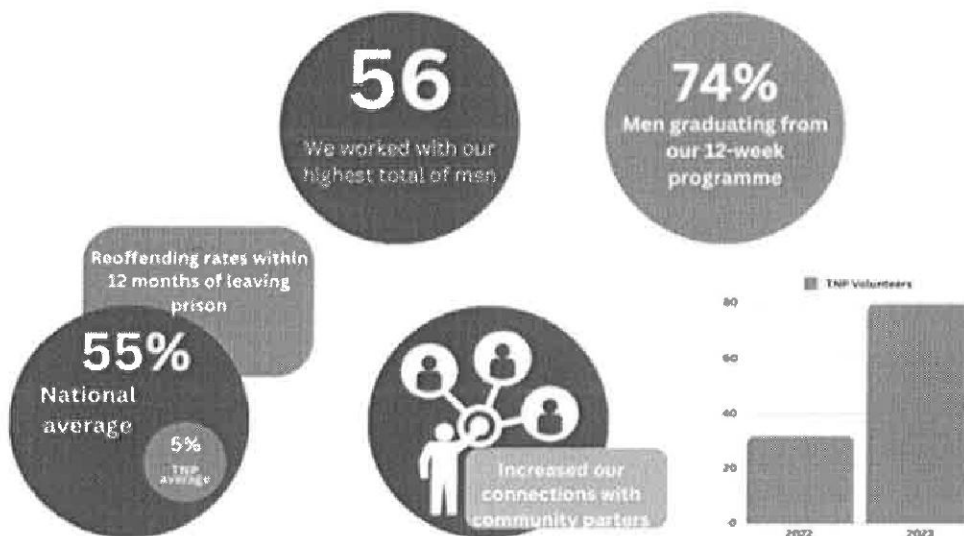
# THE NEHEMIAH PROJECT

## TRUSTEES' REPORT (CONTINUED)(INCLUDING DIRECTORS' REPORT) FOR THE YEAR ENDED 31 DECEMBER 2023

### Key achievements 2023

In the past twelve months we:

- worked with more men than ever before
- All Residents benefitted from our Family Support programme, and 12 children reconnected with their fathers
- Less than 5% of those who have completed our programme in the past five years have returned to prison, to our knowledge. Nationally the latest figures show that 55% of those released reoffend within 12 months and this statistic is even higher in London prisons.
- continued our peer-mentoring programme for new Residents, in partnership with The Forward Trust
- introduced 'A Better Future' - a second-stage outline programme delivered once a week in the evenings; this is co-delivered by the men themselves and facilitated by our staff.
- continued to expand our volunteering programme with over 80 volunteers regularly participating in a range of activities, a 150% increase on the previous year.
- increased our connections with community partners



### Priorities for 2024/5

Our priorities are to:

- Strengthen the core and the reach of the Charity for the next decade.
- Expand and develop the support offered to men as they prepare to move on. We will be more deliberate in helping our Residents build relational and emotional support to enhance their resilience and longer-term recovery.
- Introduce new quality measures to better assess how we refine and shape our support.
- Apply to our programme the research of our PhD student on the 'Good Lives Model' in partnership with the Centre for Addictive Behaviours, London Southbank University.
- Work with community partners and continue to develop our online programme.
- Move from two to three houses in Croydon, in partnership with Croydon Churches Housing Association.
- Focus on our finances, increasing regular giving and our level of reserves.
- Revise our strategy for growth and development in light of the changing environment within which we are working.
- Determine the location and timing of our next phase of growth.

# THE NEHEMIAH PROJECT

## TRUSTEES' REPORT (CONTINUED)(INCLUDING DIRECTORS' REPORT) FOR THE YEAR ENDED 31 DECEMBER 2023

### 1 – Performance Delivery

Nehemiah has an excellent record of both reducing reoffending and reducing drug and alcohol dependency. In 2023 we endeavoured to continue to improve our services and our outcomes.

A New Future is a rolling programme which men can join at any point and complete the twelve modules. It is a 12-week programme delivered each weekday morning at our first-stage houses, focusing on recovery and resettlement through process groups and education sessions. We encourage the participating cohort to work through issues together, sharing experiences, challenging one another and learning to resolve conflict. This has helped build resilience to increase the men's ability to cope with day-to-day social, emotional and practical pressures. In 2023 we introduced a new move-on support role to stretch and extend the support we offer as men prepare and move onto fully independent living.

|                                                                              | 2014 | 2015 | 2016 | 2017 | 2018 | 2019 | 2020 | 2021 | 2022 | 2023 |
|------------------------------------------------------------------------------|------|------|------|------|------|------|------|------|------|------|
| No. of Residents completing the Stage 1 or still with us                     | 19   | 14   | 21   | 28   | 26   | 31   | 27   | 28   | 28   | 31   |
| No. of men worked with                                                       | 28   | 40   | 31   | 37   | 39   | 48   | 41   | 42   | 47   | 56   |
| % of men remaining abstinent for one year                                    | 68   | 64   | 74   | 75   | 71   | 71   | 52*  | 45*  | 59   | 74** |
| Residents in work, vocational training or voluntary work                     | 12   | 19   | 10   | 8    | 20   | 14   | 21   | 10   | 10   | 22   |
| No. of Residents reoffending or recalled within one year of leaving Nehemiah | 1    | 1    | 1    | 2    | 0    | 4    | 4*   | 4*   | 7*   | 3    |

\* We consider the variation in these outcomes from the years before and after to be a direct result of COVID-19 and its effects and implications upon men in the prison system

\*\* This figure is the number of men successfully graduating from stage 1 of our programme

### 2 – Financial Prudence and Sustainability

Maintaining financial prudence is a key element of the success of any charity. In 2023:

- We continued to build relationships with key funders in a very challenging environment
- We maintained tight financial control with regular reporting to Trustees.

In 2023 we were able to increase income from Trusts and Foundations, securing some multi-year grants. Our enhanced Housing Benefit payments also increased due to higher occupancy. In 2023 the Charity had a total income of £1,064,938, an increase of 22% on 2022. Out total expenditure was £944,985, 4% higher than 2022 due to a rise in salaries and other inflationary costs.

Designated funds include the £805,083 property capital fund, which is our investment in the freehold of the Charity's main property in Streatham. It is anticipated that these funds will remain invested in the property for the foreseeable future. Unless the property is sold or re-mortgaged, these funds are not directly accessible.

Nehemiah's general unrestricted funds at the end of 2023 stand at £156,443, an increase of £119,411 from 2022.

# THE NEHEMIAH PROJECT

## TRUSTEES' REPORT (CONTINUED)(INCLUDING DIRECTORS' REPORT)

### FOR THE YEAR ENDED 31 DECEMBER 2023

---

Management will focus on building these reserves to meet the desired level of three months' budgeted future operating costs which would be £280,000.

#### Reserves Policy

At the balance sheet date the total funds of the Charity stand at £989,433, of which £27,885 is restricted and £805,083 is held in our designated property capital fund leaving £156,443 of free reserves. Our reserves policy is to hold free reserves to a level equivalent to three month's budgeted future operating costs (currently £280,000). The Charity has a strategy to continue to build its reserves to a point that could allow additional property growth.

#### Nehemiah 2023

##### Strategic Overview

In 2023, our outcomes generally exceeded those of pre-Covid. Covid negatively impacted the lives of men coming to us as well as the systems that supported them but we have adapted to this.

##### 1 – In-depth reviews of our services and outcomes in 2023

These reviews indicated excellent programme outcomes, but highlighted the need for greater move-on support.

- We initiated work to extend the breadth of support covered in our stage 2 programme, by including support delivered by external agencies and volunteers.
- We appointed a new support worker to focus on Stage 2 and move-on
- We linked with disadvantaged communities to help our Residents reintegrate and connect to community activities.
- we built close relationships with two more London prisons as part of their Incentivised Living Programmes
- we introduced a wellbeing personal development grant, and continued to offer counselling psychology support.
- We continued to seek new opportunities for meaningful employment or training; all of our graduates now train as peer-mentors offering extra support to new Nehemiah Residents
- We grew our programme for staff wellbeing to create resilience and effectiveness in our staff
- Our doctoral researcher gathered considerable baseline information on our Residents, using the Good Lives Model as a guide.

##### 2 - Financial Prudence and Sustainability

In 2023 we fully recovered the financial ground we had lost during the Covid period, achieving a higher income than in any previous year, whilst keeping our expenditure to a 4% increase. We significantly increased our free reserves but these remain at approximately 50% less than we should carry before we embark on any additional property growth.

##### 3 – Growth – Improving quality in terms of service, moving our properties in Croydon and positioning the charity in terms of profile and physical growth.

- During 2023 we became aware that we would need to move out of our Croydon properties to alternatives within Croydon. We identified 3 properties and started a series of joint meetings with CCHA to plan these moves. This will be a major focus in 2024. The properties are better suited to our residents needs and so we see this as a beneficial process.
- We saw substantial the growth in the numbers volunteering in 2023 and we would expect to see this continue in 2024

Our intention is to position Nehemiah as the ideal Stepping Stone into the community through the ongoing refinement of our programmes.

# THE NEHEMIAH PROJECT

## TRUSTEES' REPORT (CONTINUED)(INCLUDING DIRECTORS' REPORT) FOR THE YEAR ENDED 31 DECEMBER 2023

---

### Nehemiah's approach to fundraising

Our supporters are key to everything we do. Each year they enable us to help vulnerable men recover their lives. We are committed to being fully transparent and accountable about how their gifts are used.

Our fundraising costs are kept to a minimum, with 8% of revenue being spent on the cost of raising funds. All fundraising is done in-house with no third-party involvement.

We are members of the Fundraising Regulator and as members we follow the Code of Fundraising Practice and the policy of dealing with vulnerable people.

In the financial year ending 31 December 2023 we did not receive any complaints about our fundraising.

We keep up to date on changing regulation and ensure we comply with it by changing processes where necessary.

### Structure, governance and management

The Nehemiah Project is a Company Limited by Guarantee, governed by its Memorandum as amended and adopted by Special Resolution in 2009, and Articles of Association dated 4th September 2019. The new Articles adopted in 2019 were drafted to streamline the procedural running of the Charity but had no effect on the Charity's existing objects or purpose. The Nehemiah Project is a registered Charity with the Charity Commission of England and Wales. In the event of winding up, members' liabilities are limited to £1 each.

The Trustees, who are the Directors for the purposes of company law, and who served during the year were:

|                                       |                                           |
|---------------------------------------|-------------------------------------------|
| Mr. T. B. Aikens                      | Mrs. K. P. Hunter Johnston                |
| Mr. W. Ansell                         | Mr. A. T. R. Nell (Chair, until 27-10-22) |
| Mr. R. M. Atwater                     | Mr. A. P. Watson                          |
| Mr. G. S. Boyle                       | Miss J. S. Whitaker                       |
| Mr. C. Matthews (Chair from 27-10-22) | Miss M. B. Musolino (joined 07-12-23)     |

Trustees are appointed by resolution of the existing Trustees. Most new Trustees will be familiar with the practical work of Nehemiah and all Trustees attend information events to keep up-to-date. New Trustees undergo a thorough induction covering decision-making processes, key employees and future plans and objectives. They are also advised of their legal obligations as Trustees.

The Trustees meet quarterly and as two separate Subcommittees, The Finance and Fundraising Subcommittee chaired by Mr T Aikens, and the HR Subcommittee chaired by Mr A. Watson. All meetings have been 'in person' with the option to also join by Zoom. Trustees have continued to receive regular financial reports and updates on Nehemiah's activities and fundraising. The Board of Trustees is responsible for the overall legal, financial and strategic direction and development of Nehemiah.

### Public Benefit

The Trustees consider that they have complied with the duty to have due regard to public benefit guidance published by the Charity Commission.

### Management Team

- Dr J. Patience, Chief Executive Officer
- Mrs L. Ravenscroft, Development Director
- Miss A. Sissuh, Supported Housing Manager
- Mr Josh Benfield, Operations Manager (From November 2022)

Our Thanks to Mrs L. Hawthorne, Operations Director who retired at the start of 2023 after serving the Charity for nine years.

Day-to-day management, including finance, HR and operations, is the responsibility of the CEO. He is supported by the other members of the management team, who meet weekly, and who take responsibility for the assets of Nehemiah, supported housing, and fundraising.

# THE NEHEMIAH PROJECT

## TRUSTEES' REPORT (CONTINUED)(INCLUDING DIRECTORS' REPORT) FOR THE YEAR ENDED 31 DECEMBER 2023

### Risks

The Trustees review Nehemiah's risk register quarterly. They are responsible for approving and overseeing the implementation of any changes to procedures, training or other actions to mitigate the risks Nehemiah faces. All areas are RAG rated, with high priority areas separately highlighted and reported.

A Risk Register is maintained and presented at each Directors' Meeting. The Risk Register is available upon request.

### Relationship with other charities

Two of the Charity's move-on homes, The Chase and Pountney Road, are owned by Sanctuary Housing. Since 2013 Nehemiah has been Managing Agent for these properties. This agreement runs on a two-year agreement and currently runs until 2026. As such the Residents are Sanctuary Housing Licensees, managed by Nehemiah. The Charity's fourth and fifth houses, 1-3 Frederick Gardens and 98 Lodge Road, Croydon, are owned by Croydon Churches Housing Association (CCHA). The Charity has a five-year lease with CCHA for these properties, terminating in September 2025. To assist CCHA, the Charity has agreed to terminate the lease in September 2024 and to move to three other CCHA properties of similar size.

### Statement of Trustees' responsibilities

The Trustees, who are also the directors of The Nehemiah Project for the purpose of company law, are responsible for preparing the Trustees' Report and the financial statements in accordance with applicable law and United Kingdom Accounting Standards (United Kingdom Generally Accepted Accounting Practice).

Company Law requires the Trustees to prepare financial statements for each financial year which give a true and fair view of the state of affairs of the Charitable Company and of the incoming resources and application of resources, including the income and expenditure, of the Charitable Company for that year.

In preparing these financial statements, the Trustees are required to:

- select suitable accounting policies and then apply them consistently;
- observe the methods and principles in the Charities SORP;
- make judgements and estimates that are reasonable and prudent; and
- prepare the financial statements on the going concern basis unless it is inappropriate to presume that the charitable company will continue in operation.

The Trustees are responsible for keeping adequate accounting records that disclose with reasonable accuracy at any time the financial position of the Charitable Company and enable them to ensure that the financial statements comply with the Companies Act 2006. They are also responsible for safeguarding the assets of the Charitable Company and hence for taking reasonable steps for the prevention and detection of fraud and other irregularities.


### Auditor

In accordance with Nehemiah's Articles, Trustees will appoint suitably-qualified Auditors.

### Disclosure of information to auditor

Each of the Trustees has confirmed that there is no information of which they are aware which is relevant to the audit, but of which the auditor is unaware. They have further confirmed that they have taken appropriate steps to identify such relevant information and to establish that the auditor is aware of such information.

The Trustees' report was approved by the Board of Trustees.

  
.....  
Mr C. Matthews (Chairman) Trustee

Dated:   
.....

# THE NEHEMIAH PROJECT

## INDEPENDENT AUDITOR'S REPORT

### TO THE MEMBERS OF THE NEHEMIAH PROJECT

---

#### Opinion

We have audited the financial statements of The Nehemiah Project (the 'charitable company') for the year ended 31 December 2023 which comprise the statement of financial activities, the balance sheet, the statement of cash flows and notes to the financial statements, including significant accounting policies. The financial reporting framework that has been applied in their preparation is applicable law and United Kingdom Accounting Standards, including Financial Reporting Standard 102 *The Financial Reporting Standard applicable in the UK and Republic of Ireland* (United Kingdom Generally Accepted Accounting Practice).

In our opinion, the financial statements:

- give a true and fair view of the state of the charitable company's affairs as at 31 December 2023 and of its incoming resources and application of resources, including its income and expenditure, for the year then ended;
- have been properly prepared in accordance with United Kingdom Generally Accepted Accounting Practice; and
- have been prepared in accordance with the requirements of the Companies Act 2006.

#### Basis for opinion

We conducted our audit in accordance with International Standards on Auditing (UK) (ISAs (UK)) and applicable law. Our responsibilities under those standards are further described in the Auditor's responsibilities for the audit of the accounts section of our report. We are independent of the charitable company in accordance with the ethical requirements that are relevant to our audit of the accounts in the UK, including the FRC's Ethical Standard, and we have fulfilled our other ethical responsibilities in accordance with these requirements. We believe that the audit evidence we have obtained is sufficient and appropriate to provide a basis for our opinion.

#### Conclusions relating to going concern

In auditing the financial statements, we have concluded that the Trustees' use of the going concern basis of accounting in the preparation of the financial statements is appropriate.

Based on the work we have performed, we have not identified any material uncertainties relating to events or conditions that, individually or collectively, may cast significant doubt on the charitable company's ability to continue as a going concern for a period of at least twelve months from when the financial statements are authorised for issue.

Our responsibilities and the responsibilities of the Trustees with respect to going concern are described in the relevant sections of this report.

#### Other information

The other information comprises the information included in the annual report other than the financial statements and our auditor's report thereon. The Trustees are responsible for the other information contained within the annual report. Our opinion on the financial statements does not cover the other information and, except to the extent otherwise explicitly stated in our report, we do not express any form of assurance conclusion thereon. Our responsibility is to read the other information and, in doing so, consider whether the other information is materially inconsistent with the financial statements or our knowledge obtained in the course of the audit, or otherwise appears to be materially misstated. If we identify such material inconsistencies or apparent material misstatements, we are required to determine whether this gives rise to a material misstatement in the financial statements themselves. If, based on the work we have performed, we conclude that there is a material misstatement of this other information, we are required to report that fact.

We have nothing to report in this regard.

# THE NEHEMIAH PROJECT

## INDEPENDENT AUDITOR'S REPORT (CONTINUED)

### TO THE MEMBERS OF THE NEHEMIAH PROJECT

---

#### **Opinions on other matters prescribed by the Companies Act 2006**

In our opinion, based on the work undertaken in the course of our audit:

- the information given in the Trustees' report for the financial year for which the financial statements are prepared, which includes the directors' report prepared for the purposes of company law, is consistent with the financial statements; and
- the directors' report included within the Trustees' report has been prepared in accordance with applicable legal requirements.

#### **Matters on which we are required to report by exception**

In the light of the knowledge and understanding of the charitable company and its environment obtained in the course of the audit, we have not identified material misstatements in the directors' report included within the Trustees' report.

We have nothing to report in respect of the following matters in relation to which the Companies Act 2006 requires us to report to you if, in our opinion:

- adequate accounting records have not been kept, or returns adequate for our audit have not been received from branches not visited by us; or
- the financial statements are not in agreement with the accounting records and returns; or
- certain disclosures of trustees' remuneration specified by law are not made; or
- we have not received all the information and explanations we require for our audit; or
- the Trustees were not entitled to prepare the financial statements in accordance with the small companies regime and take advantage of the small companies' exemptions in preparing the Trustees' report and from the requirement to prepare a strategic report.

#### **Responsibilities of Trustees**

As explained more fully in the statement of Trustees' responsibilities, the Trustees, who are also the directors of the charitable company for the purpose of company law, are responsible for the preparation of the financial statements and for being satisfied that they give a true and fair view, and for such internal control as the Trustees determine is necessary to enable the preparation of financial statements that are free from material misstatement, whether due to fraud or error. In preparing the financial statements, the Trustees are responsible for assessing the charitable company's ability to continue as a going concern, disclosing, as applicable, matters related to going concern and using the going concern basis of accounting unless the Trustees either intend to liquidate the charitable company or to cease operations, or have no realistic alternative but to do so.

#### **Auditor's responsibilities for the audit of the financial statements**

Our objectives are to obtain reasonable assurance about whether the financial statements as a whole are free from material misstatement, whether due to fraud or error, and to issue an auditor's report that includes our opinion. Reasonable assurance is a high level of assurance but is not a guarantee that an audit conducted in accordance with ISAs (UK) will always detect a material misstatement when it exists. Misstatements can arise from fraud or error and are considered material if, individually or in the aggregate, they could reasonably be expected to influence the economic decisions of users taken on the basis of these financial statements.

# THE NEHEMIAH PROJECT

## INDEPENDENT AUDITOR'S REPORT (CONTINUED) TO THE MEMBERS OF THE NEHEMIAH PROJECT

---

### Extent to which the audit was capable of detecting irregularities, including fraud

Irregularities, including fraud, are instances of non-compliance with laws and regulations. We design procedures in line with our responsibilities, outlined above, to detect material misstatements in respect of irregularities, including fraud. The extent to which our procedures are capable of detecting irregularities, including fraud is detailed below:

- Agreement of the financial statement disclosures to underlying supporting documentation to assess compliance with those laws and regulations having an impact on the financial statements and disclosure requirements. In particular, Accounting and Reporting by Charities: Statement of Recommended Practice;
- Enquiries and confirmation of management and the trustees as to their identification of any non-compliance with laws or regulations, or any actual or potential claims;
- Review of minutes of the Board meetings during the period;
- incorporating unpredictability into the nature, timing and/or extent of testing.
- Evaluation of the selection and application of the accounting policies chosen by the charity.
- In relation to the risk of management override of internal controls, by undertaking procedures to review journal entries and evaluating whether there was evidence of bias that represented a risk of material misstatement due to fraud; and
- We assessed the susceptibility of the charity's financial statements to material misstatement, including how fraud might occur by considering the key risks impacting the financial statements.

Our audit procedures were designed to respond to risks of material misstatement in the financial statements, recognising that the risk of not detecting a material misstatement due to fraud is higher than the risk of not detecting one resulting from error, as fraud may involve deliberate concealment by, for example, forgery, misrepresentations or through collusion.

There are inherent limitations in the audit procedures performed and the further removed non-compliance with laws and regulations is from the events and transactions reflected in the financial statements, the less likely we are to become aware of it.

A further description of our responsibilities for the audit of the financial statements is located on the Financial Reporting Council's website at: <http://www.frc.org.uk/auditorsresponsibilities>. This description forms part of our auditor's report.

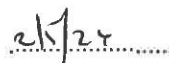
### Use of our report

This report is made solely to the company's members, as a body, in accordance with section 391 of the Companies Act 2014. Our audit work has been undertaken so that we might state to the company's members those matters we are required to state to them in an auditor's report and for no other purpose. To the fullest extent permitted by law, we do not accept or assume responsibility to anyone other than the company and the company's members as a body, for our audit work, for this report, or for the opinions we have formed.



**Katherine Dee FCA (Senior Statutory Auditor)**  
for and on behalf of Begbies

**Chartered Accountants**  
**Statutory Auditor**



9 Bonhill Street  
London  
EC2A 4DJ

# THE NEHEMIAH PROJECT

## STATEMENT OF FINANCIAL ACTIVITIES INCLUDING INCOME AND EXPENDITURE ACCOUNT FOR THE YEAR ENDED 31 DECEMBER 2023

### Current financial year

|                                                           | Notes | Unrestricted<br>funds<br>2023<br>£ | Restricted<br>funds<br>2023<br>£ | Total<br>2023<br>£ | Total<br>2022<br>£ |
|-----------------------------------------------------------|-------|------------------------------------|----------------------------------|--------------------|--------------------|
| <b>Income from:</b>                                       |       |                                    |                                  |                    |                    |
| Donations and legacies                                    | 2     | 284,357                            | 292,379                          | 576,736            | 531,443            |
| Charitable activities                                     | 3     | 486,286                            | -                                | 486,286            | 390,281            |
| Investments- bank interest                                |       | 1,916                              | -                                | 1,916              | 30                 |
| <b>Total income</b>                                       |       | <b>772,559</b>                     | <b>292,379</b>                   | <b>1,064,938</b>   | <b>921,754</b>     |
| <b>Expenditure on:</b>                                    |       |                                    |                                  |                    |                    |
| Raising funds                                             | 4     | 61,973                             | -                                | 61,973             | 65,014             |
| <b>Charitable activities</b>                              |       |                                    |                                  |                    |                    |
| Supported Housing Programme                               | 6     | 602,818                            | 279,172                          | 881,990            | 830,930            |
| A New Future Online                                       | 6     | 1,000                              | -                                | 1,000              | 11,234             |
| <b>Total charitable expenditure</b>                       |       | <b>603,818</b>                     | <b>279,172</b>                   | <b>882,990</b>     | <b>842,164</b>     |
| <b>Total resources expended</b>                           |       | <b>665,791</b>                     | <b>279,172</b>                   | <b>944,963</b>     | <b>907,178</b>     |
| <b>Net incoming resources before transfers</b>            |       | <b>106,768</b>                     | <b>13,207</b>                    | <b>119,975</b>     | <b>14,576</b>      |
| Gross transfers between funds                             |       | 2,817                              | (2,817)                          | -                  | -                  |
| <b>Net income for the year/<br/>Net movement in funds</b> |       | <b>109,585</b>                     | <b>10,390</b>                    | <b>119,975</b>     | <b>14,576</b>      |
| Fund balances at 1 January 2023                           |       | 851,963                            | 17,495                           | 869,458            | 854,882            |
| <b>Fund balances at 31 December 2023</b>                  |       | <b>961,548</b>                     | <b>27,885</b>                    | <b>989,433</b>     | <b>869,458</b>     |

The statement of financial activities includes all gains and losses recognised in the year.

All income and expenditure derive from continuing activities.

The statement of financial activities also complies with the requirements for an income and expenditure account under the Companies Act 2006.

# THE NEHEMIAH PROJECT

## STATEMENT OF FINANCIAL ACTIVITIES (CONTINUED) INCLUDING INCOME AND EXPENDITURE ACCOUNT

FOR THE YEAR ENDED 31 DECEMBER 2023

| Prior financial year                                       |       | Unrestricted<br>funds<br>2022<br>£ | Restricted<br>funds<br>2022<br>£ | Total<br>2022<br>£ |
|------------------------------------------------------------|-------|------------------------------------|----------------------------------|--------------------|
|                                                            | Notes |                                    |                                  |                    |
| <b>Income from:</b>                                        |       |                                    |                                  |                    |
| Donations and legacies                                     | 2     | 302,621                            | 228,822                          | 531,443            |
| Charitable activities                                      | 3     | 390,281                            | -                                | 390,281            |
| Investments                                                |       | 30                                 | -                                | 30                 |
| <b>Total income</b>                                        |       | <b>692,932</b>                     | <b>228,822</b>                   | <b>921,754</b>     |
| <b>Expenditure on:</b>                                     |       |                                    |                                  |                    |
| Raising funds                                              | 4     | 65,014                             | -                                | 65,014             |
| <u>Charitable activities</u>                               |       |                                    |                                  |                    |
| Supported Housing Programme                                | 6     | 612,469                            | 218,461                          | 830,930            |
| A New Future Online                                        | 6     | 1,234                              | 10,000                           | 11,234             |
| <b>Total charitable expenditure</b>                        |       | <b>613,703</b>                     | <b>228,461</b>                   | <b>842,164</b>     |
| <b>Total resources expended</b>                            |       | <b>678,717</b>                     | <b>228,461</b>                   | <b>907,178</b>     |
| <b>Net incoming resources before transfers</b>             |       | <b>14,215</b>                      | <b>361</b>                       | <b>14,576</b>      |
| Gross transfers between funds                              |       | 16,920                             | (16,920)                         | -                  |
| <b>Net income for the year/<br/>Net incoming resources</b> |       | <b>31,135</b>                      | <b>(16,559)</b>                  | <b>14,576</b>      |
| Fund balances at 1 January 2022                            |       | 820,828                            | 34,054                           | 854,882            |
| <b>Fund balances at 31 December 2022</b>                   |       | <b>851,963</b>                     | <b>17,495</b>                    | <b>869,458</b>     |

The statement of financial activities includes all gains and losses recognised in the year.

All income and expenditure derive from continuing activities.

The statement of financial activities also complies with the requirements for an income and expenditure account under the Companies Act 2006.

# THE NEHEMIAH PROJECT


## BALANCE SHEET

AS AT 31 DECEMBER 2023

|                                                                | Notes | 2023      |           | 2022      |           |
|----------------------------------------------------------------|-------|-----------|-----------|-----------|-----------|
|                                                                |       | £         | £         | £         | £         |
| <b>Fixed assets</b>                                            |       |           |           |           |           |
| Tangible assets                                                | 10    |           | 895,083   |           | 904,931   |
| <b>Current assets</b>                                          |       |           |           |           |           |
| Debtors                                                        | 11    | 64,068    |           | 100,895   |           |
| Cash at bank and in hand                                       |       | 423,166   |           | 181,740   |           |
|                                                                |       |           | 487,234   |           | 282,635   |
| <b>Creditors: amounts falling due within one year</b>          | 12    | (189,823) |           | (202,277) |           |
| <b>Net current assets</b>                                      |       |           | 297,411   |           | 80,358    |
| <b>Total assets less current liabilities</b>                   |       |           | 1,192,494 |           | 985,289   |
| <b>Creditors: amounts falling due after more than one year</b> | 13    |           | (203,061) |           | (115,831) |
| <b>Net assets</b>                                              |       |           | 989,433   |           | 869,458   |
| <b>Income funds</b>                                            |       |           |           |           |           |
| Restricted funds                                               | 18    |           | 27,885    |           | 17,495    |
| <b>Unrestricted funds</b>                                      |       |           |           |           |           |
| Designated funds                                               | 17    | 805,083   |           | 814,931   |           |
| General unrestricted funds                                     |       | 156,465   |           | 37,032    |           |
|                                                                |       |           | 961,548   |           | 851,963   |
|                                                                |       |           | 989,433   |           | 869,458   |

These financial statements have been prepared in accordance with the provisions applicable to companies subject to the small companies regime.

The accounts were approved by the Trustees on 18<sup>th</sup> April 2024

  
C Matthews  
Trustee

Company Registration No. 3255850

# THE NEHEMIAH PROJECT

## STATEMENT OF CASH FLOWS

FOR THE YEAR ENDED 31 DECEMBER 2023

|                                                             | Notes | 2023<br>£ | £       | 2022<br>£ | £        |
|-------------------------------------------------------------|-------|-----------|---------|-----------|----------|
| <b>Cash flows from operating activities</b>                 |       |           |         |           |          |
| Cash generated from/(absorbed by) operations                | 22    |           | 255,739 |           | (32,263) |
| <b>Investing activities</b>                                 |       |           |         |           |          |
| Purchase of tangible fixed assets                           |       | (6,359)   |         | (16,920)  |          |
| Investment income received                                  |       | 1,916     |         | 30        |          |
| <b>Net cash used in investing activities</b>                |       |           | (4,443) |           | (16,890) |
| <b>Financing activities</b>                                 |       |           |         |           |          |
| Repayment of bank loans                                     |       | (9,870)   |         | (9,629)   |          |
| <b>Net cash used in financing activities</b>                |       |           | (9,870) |           | (9,629)  |
| <b>Net increase/(decrease) in cash and cash equivalents</b> |       |           | 241,426 |           | (58,782) |
| Cash and cash equivalents at beginning of year              |       |           | 181,740 |           | 240,522  |
| <b>Cash and cash equivalents at end of year</b>             |       |           | 423,166 |           | 181,740  |

# THE NEHEMIAH PROJECT

## NOTES TO THE FINANCIAL STATEMENTS

### FOR THE YEAR ENDED 31 DECEMBER 2023

---

#### 1 Accounting policies

##### Charity information

The Nehemiah Project is a private company limited by guarantee incorporated in England and Wales. The registered office is 47 Tooting Bec Gardens, London, SW16 1RF.

#### 1.1 Accounting convention

The financial statements have been prepared in accordance with the charitable company's Memorandum and Articles of Association, the Companies Act 2006 and "Accounting and Reporting by Charities: Statement of Recommended Practice applicable to charities preparing their accounts in accordance with the Financial Reporting Standard applicable in the UK and Republic of Ireland (FRS 102) (effective 1 January 2019)". The charitable company is a Public Benefit Entity as defined by FRS 102.

The financial statements are prepared in sterling, which is the functional currency of the charitable company. Monetary amounts in these financial statements are rounded to the nearest £.

The financial statements have been prepared under the historical cost convention. The principal accounting policies adopted are set out below.

#### 1.2 Going concern

At the time of approving the accounts, the Trustees have a reasonable expectation that the charitable company has adequate resources to continue in operational existence for the next 12 months. Thus the Trustees' continue to adopt the going concern basis of accounting in preparing the accounts.

The free reserves of the charity are very low. However the charity has cash available to meet day to day activities due to the structure of long term borrowing. The charity also owns the freehold premises at 47 Tooting Bec Gardens which is stated in these accounts at cost. The trustees are of the opinion that were the charity in need of funds, further borrowing could be secured in the short term or the property could be sold.

#### 1.3 Charitable funds

Unrestricted funds are available for use at the discretion of the Trustees in furtherance of their charitable objectives.

Designated funds are a category of unrestricted fund set aside by the trustees for a specific purpose. The designated funds of The Nehemiah Project reflect the funds invested in the fixed assets of the charity and not available for day to day use, and the funds set aside by the trustees as detailed in the reserves policy.

Restricted funds are subject to specific conditions by donors as to how they may be used. The purposes and uses of the restricted funds are set out in the notes to the financial statements.

#### 1.4 Incoming resources

Income is recognised when the charitable company is legally entitled to it after any performance conditions have been met, the amounts can be measured reliably, and it is probable that income will be received.

Cash donations are recognised on receipt. Other donations are recognised once the charitable company has been notified of the donation, unless performance conditions require deferral of the amount. Income tax recoverable in relation to donations received under Gift Aid or deeds of covenant is recognised at the time of the donation.

Legacies are recognised on receipt or otherwise if the charitable company has been notified of an impending distribution, the amount is known, and receipt is expected. If the amount is not known, the legacy is treated as a contingent asset.

# THE NEHEMIAH PROJECT

## NOTES TO THE FINANCIAL STATEMENTS (CONTINUED)

### FOR THE YEAR ENDED 31 DECEMBER 2023

---

#### 1 Accounting policies

(Continued)

Grants are recognised at the point when the charity is notified of the grant and the charity is entitled to the income. Grants shown as donations are only deferred if they relate to a specific future time period as identified by the donor or the charity has received the income, but there is no entitlement to spend the funds at the year end. If the charity is not entitled to the funds without first meeting criteria which are yet to be met at the year end, and the funds have not been received, the funds will not be recognised in the accounts.

Grants are recognised as restricted if they are donated for a purpose more restrictive than the ongoing activities of the charity.

Grants are recognised as unrestricted if the donor either does not state any restriction on use or the restriction is to use funds for the supported housing project, as this is the only activity undertaken by the charity.

Grants that are received for the general operation of the charity, rather than on the basis of a contract for services or for meeting a specified level of services, the grant is shown as a donation.

Were a grant to be received with performance conditions it would be shown as income from charitable activities and would be deferred to the extent the charity has yet to fulfil the performance obligations.

Housing benefits and other rental contributions are accounted for when receivable.

Income from fundraising activities includes ticket sales, receipts from charity auctions and other income which is earned in the course of events run by the charity. Sponsorships for marathons, fun runs and other events are shown in donations as these are in effect gifts.

Income from events is included in the year in which the event has taken place.

#### 1.5 Resources expended

Liabilities for costs are recognised in the statement of financial activities as they are incurred.

The charity has two charitable activities, being the operation of a supported housing programme and A New Future Online. The administrative activities are run from one of the supported housing buildings which is owned by the charity, and accordingly there is little general overhead cost.

The costs of fundraising activities and reporting to funders are separately identifiable and directly allocated.

General office costs are all allocated to the supported housing activity due to the immaterial size of those attributable to fundraising and online activities.

#### 1.6 Tangible fixed assets

Tangible fixed assets costing over £500 are initially measured at cost and subsequently measured at cost, net of depreciation and any impairment losses.

Depreciation is recognised so as to write off the cost or valuation of assets less their residual values over their useful lives on the following bases:

|                                |                            |
|--------------------------------|----------------------------|
| Land and buildings             | Nil                        |
| Leasehold improvements         | Over the life of the lease |
| Fixtures, fittings & equipment | 25% straight line          |
| Computers                      | 33% straight line          |

# THE NEHEMIAH PROJECT

## NOTES TO THE FINANCIAL STATEMENTS (CONTINUED)

### FOR THE YEAR ENDED 31 DECEMBER 2023

#### 1 Accounting policies

(Continued)

Freehold land and buildings, representing one of the supported housing homes, is not depreciated as the trustees consider the residual value to be higher than carrying value. The land and property is stated at cost and at the year end the open market value was considered to exceed the carrying value. The value of the home is reviewed annually for impairment.

The gain or loss arising on the disposal of an asset is determined as the difference between the sale proceeds and the carrying value of the asset, and is recognised in net income/(expenditure) for the year.

#### 1.7 Impairment of fixed assets

At each reporting end date, the charitable company reviews the carrying amounts of its tangible and intangible assets to determine whether there is any indication that those assets have suffered an impairment loss. If any such indication exists, the recoverable amount of the asset is estimated in order to determine the extent of the impairment loss (if any).

#### 1.8 Cash and cash equivalents

Cash and cash equivalents include cash in hand, deposits held at call with banks, other short-term liquid investments with original maturities of three months or less, and bank overdrafts. Bank overdrafts are shown within borrowings in current liabilities.

#### 1.9 Financial Instruments

The charitable company has elected to apply the provisions of Section 11 'Basic Financial Instruments' and Section 12 'Other Financial Instruments Issues' of FRS 102 to all of its financial instruments.

Financial instruments are recognised in the charitable company's balance sheet when the charitable company becomes party to the contractual provisions of the instrument.

Financial assets and liabilities are offset, with the net amounts presented in the financial statements, when there is a legally enforceable right to set off the recognised amounts and there is an intention to settle on a net basis or to realise the asset and settle the liability simultaneously.

#### **Basic financial assets**

Basic financial assets, which include debtors and cash and bank balances, are initially measured at transaction price including transaction costs and are subsequently carried at amortised cost using the effective interest method. Financial assets classified as receivable within one year are not amortised.

#### **Basic financial liabilities**

Basic financial liabilities, including creditors and bank loans are initially recognised at transaction price. Financial liabilities classified as payable within one year are not amortised.

Trade creditors are obligations to pay for goods or services that have been acquired in the ordinary course of operations from suppliers. Amounts payable are classified as current liabilities if payment is due within one year or less. If not, they are presented as non-current liabilities. Trade creditors are recognised initially at transaction price and subsequently measured at amortised cost using the effective interest method.

#### **Derecognition of financial liabilities**

Financial liabilities are derecognised when the charitable company's contractual obligations expire or are discharged or cancelled.

#### 1.10 Employee benefits

The cost of any unused holiday entitlement is recognised in the period in which the employee's services are received.

Termination benefits are recognised immediately as an expense when the charitable company is demonstrably committed to terminate the employment of an employee or to provide termination benefits.

# THE NEHEMIAH PROJECT

## NOTES TO THE FINANCIAL STATEMENTS (CONTINUED) FOR THE YEAR ENDED 31 DECEMBER 2023

---

### 1 Accounting policies

(Continued)

#### 1.11 Retirement benefits

Payments to defined contribution retirement benefit schemes are charged as an expense as they fall due.

# THE NEHEMIAH PROJECT

## NOTES TO THE FINANCIAL STATEMENTS (CONTINUED)

### FOR THE YEAR ENDED 31 DECEMBER 2023

#### 2 Donations and legacies

|                                              | <b>Total</b>   | Total          |
|----------------------------------------------|----------------|----------------|
|                                              | <b>2023</b>    | 2022           |
|                                              | £              | £              |
| Donations and gifts                          | 85,187         | 73,179         |
| Legacies receivable                          | 1,000          | -              |
| Grants towards ongoing operations            | 589,513        | 410,829        |
| Less: net deferred income                    | (128,052)      | 22,957         |
| Other including London Marathon sponsorships | 29,088         | 24,478         |
|                                              | <u>576,736</u> | <u>531,443</u> |

Note 24 contains details of donations by related parties.

|                                           | <b>Total</b>   | Total          |
|-------------------------------------------|----------------|----------------|
|                                           | <b>2023</b>    | 2022           |
|                                           | £              | £              |
| <b>Grants towards ongoing operations</b>  |                |                |
| Albert Gubay Charitable Trust             | 50,000         | -              |
| British Association of the Order of Malta | 30,000         | 30,000         |
| Cicely Northcote                          | 10,000         | 10,000         |
| Charles Hayward Foundation                | -              | -              |
| Childs Charitable Trust                   | 5,000          | -              |
| Golden Bottle Trust                       | 5,000          | -              |
| Lloyds Bank Foundation                    | 25,000         | 27,250         |
| Maurice & Hilda Lang Charitable Trust     | 10,000         | -              |
| National Lottery Community Fund           | -              | 44,000         |
| Sir Harold Hood Charitable Trust          | -              | 5,000          |
| The 29th May 1961 Charitable Trust        | 5,000          | -              |
| The Albert Hunt Trust                     | -              | 5,000          |
| The AD Charitable Trust                   | 20,000         | 20,000         |
| The Borrows Charitable Trust              | -              | 8,500          |
| The Garfield Weston Foundation            | -              | 40,000         |
| The Global Fund for Forgotten People      | 192,622        | 53,129         |
| The Henry Smith Charity                   | 40,000         | 39,000         |
| The Jerusalem Trust                       | 52,000         | 40,000         |
| The Mackie Foundation                     | 30,000         | -              |
| The Monday Trust                          | 50,000         | 10,000         |
| The Peter Stebbing Memorial Charity       | 5,000          | -              |
| The Reed Foundation                       | -              | 7,500          |
| The Society of the Holy Child Jesus       | 10,000         | 20,000         |
| The Charity of Sir Richard Whittington    | 29,000         | 25,000         |
| The Worshipful Company of Vintners        | -              | 10,000         |
| Other £3,000 and below                    | 20,890         | 16,450         |
|                                           | <u>589,513</u> | <u>410,829</u> |

# THE NEHEMIAH PROJECT

## NOTES TO THE FINANCIAL STATEMENTS (CONTINUED) FOR THE YEAR ENDED 31 DECEMBER 2023

### 3 Charitable activities

|                                         | <b>Supported<br/>housing<br/>income<br/>2023<br/>£</b> | <b>Supported<br/>housing<br/>income<br/>2022<br/>£</b> |
|-----------------------------------------|--------------------------------------------------------|--------------------------------------------------------|
| Housing benefit and other rental income | 486,286                                                | 390,281                                                |

### 4 Raising funds

|                                        | <b>2023<br/>£</b> | <b>2022<br/>£</b> |
|----------------------------------------|-------------------|-------------------|
| Seeking donations, grants and legacies | 4,942             | 4,498             |
| Staging fundraising events             | 2,925             | 2,925             |
| Staff costs                            | 54,106            | 57,591            |
| Costs of operating fundraising events  | 61,973            | 65,014            |

# THE NEHEMIAH PROJECT

## NOTES TO THE FINANCIAL STATEMENTS (CONTINUED) FOR THE YEAR ENDED 31 DECEMBER 2023

### 5 Employees

#### Number of employees

The average monthly number of employees during the year was:

| 2023<br>Number | 2022<br>Number |
|----------------|----------------|
| 17             | 17             |

#### Employment costs

|                                    | 2023<br>£      | 2022<br>£      |
|------------------------------------|----------------|----------------|
| Wages and salaries                 | 485,510        | 485,198        |
| Social security costs              | 43,059         | 44,649         |
| Defined contribution pension costs | 7,068          | 6,701          |
|                                    | <u>535,637</u> | <u>536,548</u> |

The number of employees whose annual remuneration, excluding employers' national insurance and pension contributions, was £60,000 or more were:

|                 | 2023<br>Number | 2022<br>Number |
|-----------------|----------------|----------------|
| £60,001-£70,000 | 1              | 1              |
| £70,001-£80,000 | 1              | -              |

Pension contributions for higher paid staff total £2,642 (2022: £1,321).

# THE NEHEMIAH PROJECT

## NOTES TO THE FINANCIAL STATEMENTS (CONTINUED) FOR THE YEAR ENDED 31 DECEMBER 2023

### 6 Charitable activities

|                                                                     | Supported<br>Housing<br>Programme<br>2023<br>£ | A New<br>Future<br>Online<br>2023<br>£ | Total<br>2023<br>£ | Supported<br>Housing<br>Programme<br>2022<br>£ | A New<br>Future<br>Online<br>2022<br>£ | Total<br>2022<br>£ |
|---------------------------------------------------------------------|------------------------------------------------|----------------------------------------|--------------------|------------------------------------------------|----------------------------------------|--------------------|
| Staff costs                                                         | 419,189                                        | 1,000                                  | 420,189            | 404,633                                        | 5,000                                  | 409,633            |
| Depreciation and<br>impairment                                      | 16,207                                         | -                                      | 16,207             | 16,187                                         | -                                      | 16,187             |
| Staff and volunteer<br>expenses, recruitment and<br>training        | 3,110                                          | -                                      | 3,110              | 9,910                                          | -                                      | 9,910              |
| Rent and rates                                                      | 131,107                                        | -                                      | 131,107            | 117,166                                        | -                                      | 117,166            |
| Repairs and renewals                                                | 19,401                                         | -                                      | 19,401             | 24,046                                         | -                                      | 24,046             |
| Light and heat                                                      | 46,466                                         | -                                      | 46,466             | 30,333                                         | -                                      | 30,333             |
| Motor and travel                                                    | 862                                            | -                                      | 862                | 881                                            | -                                      | 881                |
| Residents needs                                                     | 8,183                                          | -                                      | 8,183              | 2,894                                          | -                                      | 2,894              |
| Consultancy, clinical<br>supervision and other<br>professional fees | 48,537                                         | -                                      | 48,537             | 33,303                                         | 6,234                                  | 39,537             |
| Subscriptions and licences                                          | 1,123                                          | -                                      | 1,123              | 1,259                                          | -                                      | 1,259              |
| Cleaning materials and<br>refuse disposal                           | 7,022                                          | -                                      | 7,022              | 5,839                                          | -                                      | 5,839              |
| Food                                                                | 3,044                                          | -                                      | 3,044              | 2,834                                          | -                                      | 2,834              |
| Special projects                                                    | -                                              | -                                      | -                  | 4,474                                          | -                                      | 4,474              |
| Insurance                                                           | 23,135                                         | -                                      | 23,135             | 19,761                                         | -                                      | 19,761             |
| Programme costs                                                     | 5,809                                          | -                                      | 5,809              | 3,595                                          | -                                      | 3,595              |
| Sundry costs                                                        | -                                              | -                                      | -                  | 1,937                                          | -                                      | 1,937              |
| Temporary & agency staff<br>costs                                   | 10,290                                         | -                                      | 10,290             | -                                              | -                                      | -                  |
|                                                                     | <u>743,485</u>                                 | <u>1,000</u>                           | <u>744,485</u>     | <u>679,052</u>                                 | <u>11,234</u>                          | <u>690,286</u>     |
| Share of support costs (see<br>note 8)                              | 125,075                                        | -                                      | 125,075            | 123,530                                        | -                                      | 123,530            |
| Share of governance costs<br>(see note 8)                           | 13,430                                         | -                                      | 13,430             | 28,348                                         | -                                      | 28,348             |
|                                                                     | <u>881,990</u>                                 | <u>1,000</u>                           | <u>882,990</u>     | <u>830,930</u>                                 | <u>11,234</u>                          | <u>842,164</u>     |
| <b>Analysis by fund</b>                                             |                                                |                                        |                    |                                                |                                        |                    |
| Unrestricted funds                                                  | 602,818                                        | 1,000                                  | 603,818            | 612,469                                        | 1,234                                  | 613,703            |
| Restricted funds                                                    | 279,172                                        | -                                      | 279,172            | 218,461                                        | 10,000                                 | 228,461            |
|                                                                     | <u>881,990</u>                                 | <u>1,000</u>                           | <u>882,990</u>     | <u>830,930</u>                                 | <u>11,234</u>                          | <u>842,164</u>     |

# THE NEHEMIAH PROJECT

## NOTES TO THE FINANCIAL STATEMENTS (CONTINUED)

### FOR THE YEAR ENDED 31 DECEMBER 2023

#### 6 Charitable activities

(Continued)

2023 supported housing consultancy fees includes £14,625 for counselling, £580 clinical supervision, £10,000 for monitoring and evaluation and £12,219 for peer mentoring. A New Future Online pilot project continued during the year using existing internal staff resources.

2022 supported housing consultancy fees includes £14,445 for counselling and £1,440 clinical supervision. 2022 A New Future Online consultancy comprises the continued costs of writing the online programme and the pilot project.

#### 7 Description of charitable activities

##### Supported Housing Programme

Residential supported housing services for those recovering from addiction.

##### A New Future Online

In 2021, the Charity started to create a programme which can be delivered online, either directly or through partner organisations. The programme is still at pilot stage and no material general overheads arise are applicable to this activity.

#### 8 Support costs

|                                       | Support costs  | Governance costs | 2023           | 2022           |
|---------------------------------------|----------------|------------------|----------------|----------------|
|                                       | £              | £                | £              | £              |
| Staff costs                           | 61,342         | -                | 61,342         | 69,324         |
| Printing, postage and stationery      | 14,634         | -                | 14,634         | 14,909         |
| Telephone                             | 8,677          | -                | 8,677          | 7,379          |
| Staff recruitment                     | 2,788          | -                | 2,788          | 1,617          |
| HR support and professional fees      | 12,680         | -                | 12,680         | 7,719          |
| Computer expenses                     | 19,608         | -                | 19,608         | 18,001         |
| Loan interest                         | 778            | -                | 778            | 831            |
| Sundry expenses                       | 1,148          | -                | 1,148          | 952            |
| Training and staff subscription costs | 3,420          | -                | 3,420          | 2,798          |
| Audit fees                            | -              | 11,360           | 11,360         | 5,880          |
| Accountancy                           | -              | 2,070            | 2,070          | 2,070          |
| Legal and professional                | -              | -                | -              | 20,398         |
|                                       | <u>125,075</u> | <u>13,430</u>    | <u>138,505</u> | <u>151,878</u> |
| Analysed between                      |                |                  |                |                |
| Charitable activities                 | <u>125,075</u> | <u>13,430</u>    | <u>138,505</u> | <u>151,878</u> |

Support costs are allocated to charitable activities in proportion to salary costs incurred. No material support costs relate to fundraising.

Governance costs includes payments to the auditors of £7,680 including VAT (2022- £5,880) for audit fees and £2,070 including VAT (2022- £2,070) for the provision of management accounts during the year.

# THE NEHEMIAH PROJECT

## NOTES TO THE FINANCIAL STATEMENTS (CONTINUED) FOR THE YEAR ENDED 31 DECEMBER 2023

### 9 Taxation

The charity is exempt from tax on income and gains falling within section 505 of the Taxes Act 1988 or section 252 of the Taxation of Chargeable Gains Act 1992 to the extent that these are applied to its charitable objects.

### 10 Tangible fixed assets

|                                    | Land and<br>buildings | Leasehold<br>improvements | Fixtures,<br>fittings &<br>equipment | Computers | Total     |
|------------------------------------|-----------------------|---------------------------|--------------------------------------|-----------|-----------|
|                                    | £                     | £                         | £                                    | £         | £         |
| <b>Cost</b>                        |                       |                           |                                      |           |           |
| At 1 January 2023                  | 884,094               | 15,845                    | 158,336                              | 60,608    | 1,118,883 |
| Additions                          | -                     | -                         | 3,542                                | 2,817     | 6,359     |
| At 31 December 2023                | 884,094               | 15,845                    | 161,878                              | 63,425    | 1,125,242 |
| <b>Depreciation and impairment</b> |                       |                           |                                      |           |           |
| At 1 January 2023                  | -                     | 12,676                    | 153,786                              | 47,490    | 213,952   |
| Depreciation charged in the year   | -                     | 3,169                     | 4,619                                | 8,419     | 16,207    |
| At 31 December 2023                | -                     | 15,845                    | 158,405                              | 55,909    | 230,159   |
| <b>Carrying amount</b>             |                       |                           |                                      |           |           |
| At 31 December 2023                | 884,094               | -                         | 3,473                                | 7,516     | 895,083   |
| At 31 December 2022                | 884,094               | 3,169                     | 4,550                                | 13,118    | 904,931   |

### 11 Debtors

|                                             | 2023<br>£ | 2022<br>£ |
|---------------------------------------------|-----------|-----------|
| <b>Amounts falling due within one year:</b> |           |           |
| Other debtors                               | 44,622    | 72,714    |
| Prepayments and accrued income              | 19,446    | 28,181    |
|                                             | 64,068    | 100,895   |

### 12 Creditors: amounts falling due within one year

|                                    | Notes | 2023<br>£ | 2022<br>£ |
|------------------------------------|-------|-----------|-----------|
| Bank loans                         | 14    | 9,700     | 9,800     |
| Other taxation and social security |       | 12,137    | 13,230    |
| Deferred income                    | 15    | 124,464   | 93,412    |
| Trade creditors                    |       | 28,112    | 42,038    |
| Accruals                           |       | 15,410    | 43,797    |
|                                    |       | 189,823   | 202,277   |

Accruals at 2022 includes £30,706 of rent which had yet to be invoiced at the balance sheet date.

# THE NEHEMIAH PROJECT

## NOTES TO THE FINANCIAL STATEMENTS (CONTINUED) FOR THE YEAR ENDED 31 DECEMBER 2023

### 13 Creditors: amounts falling due after more than one year

|                                | Notes | 2023<br>£      | 2022<br>£      |
|--------------------------------|-------|----------------|----------------|
| Bank loans                     | 14    | 16,061         | 25,831         |
| Deferred income                | 15    | 97,000         | -              |
| Britland Charitable Trust loan |       | 90,000         | 90,000         |
|                                |       | <u>203,061</u> | <u>115,831</u> |

### 14 Loans and overdrafts

|                         | 2023<br>£      | 2022<br>£      |
|-------------------------|----------------|----------------|
| Bank and trust funding  | 115,761        | 125,631        |
| Payable within one year | 9,700          | 9,800          |
| Payable after one year  | 106,061        | 115,831        |
|                         | <u>231,522</u> | <u>251,262</u> |

During the 2020 year the charity repaid its Charity Bank loan with a NatWest Bounce Back loan. The loan has a fixed interest rate of 2.5% and is repayable over six years, with no interest or repayments for the first twelve months. The Bounce Back loan is unsecured.

The £90,000 Britland Trust loan is unsecured, non interest bearing and has no fixed repayment date. No amounts have been recognised in the accounts for the donation in kind of interest forgone or in respect of discounting to net present value due to no agreed schedule of repayments.

### 15 Deferred income

|                                 | 2023<br>£      | 2022<br>£     |
|---------------------------------|----------------|---------------|
| Performance related grants      | 13,108         | 13,108        |
| Grants for a future time period | 208,356        | 80,304        |
|                                 | <u>221,464</u> | <u>93,412</u> |

Deferred income is included in the financial statements as follows:

|                         | 2023<br>£      | 2022<br>£     |
|-------------------------|----------------|---------------|
| Current liabilities     | 124,464        | 93,412        |
| Non-current liabilities | 97,000         | -             |
|                         | <u>221,464</u> | <u>93,412</u> |

# THE NEHEMIAH PROJECT

## NOTES TO THE FINANCIAL STATEMENTS (CONTINUED) FOR THE YEAR ENDED 31 DECEMBER 2023

---

### 15 Deferred income

(Continued)

Deferred income includes £186,422 from the Global Fund for Forgotten People which has been given to the Charity for 2024 to 2026 on the closure of the organisation, with no entitlement to access the funding earlier.

### 16 Retirement benefit schemes

#### Defined contribution schemes

The charitable company operates a defined contribution pension scheme for all qualifying employees under an auto enrolment pension scheme. The assets of the scheme are held separately from those of the charitable company in an independently administered fund.

The charge to profit or loss in respect of defined contribution schemes was £7,068 (2022 - £6,701)

**THE NEHEMIAH PROJECT**  
**NOTES TO THE FINANCIAL STATEMENTS (CONTINUED)**  
**FOR THE YEAR ENDED 31 DECEMBER 2023**

**17 Designated funds**

The unrestricted income funds of the charity include the following designated funds which have been set aside out of unrestricted funds by the trustees for specific purposes:

|                       | Balance at     | Resources | Transfers      | Balance at     | Movement in funds  |                    |           |                  | Balance at |
|-----------------------|----------------|-----------|----------------|----------------|--------------------|--------------------|-----------|------------------|------------|
|                       | 1 January 2022 | expended  | 1 January 2023 | 1 January 2023 | Incoming resources | Resources expended | Transfers | 31 December 2023 |            |
|                       | £              | £         | £              | £              | £                  | £                  | £         | £                |            |
| Property capital fund | 814,198        | (16,187)  | 16,920         | 814,931        | 3,542              | (16,207)           | 2,817     | 805,083          |            |
|                       | 814,198        | (16,187)  | 16,920         | 814,931        | 3,542              | (16,207)           | 2,817     | 805,083          |            |

Property capital fund - Income invested in the charity's residential homes, furnishings and equipment. The Britland Trust loan was made to the charity to fund the purchase of 47 Tooting Bec Gardens and has been allocated to this fund to identify where resources are used.

**THE NEHEMIAH PROJECT**  
**NOTES TO THE FINANCIAL STATEMENTS (CONTINUED)**  
**FOR THE YEAR ENDED 31 DECEMBER 2023**

**18 Restricted funds**

The income funds of the charity include restricted funds comprising the following unexpended balances of donations and grants held on trust for specific purposes:

|                                | Balance at 1 January 2022 |         | Movement in funds  |                    |           |                           | Movement in funds  |                    |           |        | Balance at 31 December 2023 |       |   |
|--------------------------------|---------------------------|---------|--------------------|--------------------|-----------|---------------------------|--------------------|--------------------|-----------|--------|-----------------------------|-------|---|
|                                | £                         | £       | Incoming resources | Resources expended | Transfers | Balance at 1 January 2023 | Incoming resources | Resources expended | Transfers | £      | £                           | £     | £ |
| Family support programme       | -                         | 11,250  | -                  | (11,250)           | -         | -                         | 15,000             | (15,000)           | -         | -      | -                           | -     | - |
| Salaries Fund                  | -                         | 157,977 | -                  | (157,977)          | -         | -                         | 99,846             | (98,345)           | -         | -      | -                           | 1,501 | - |
| A New Future supported housing | -                         | 22,500  | -                  | (22,500)           | -         | -                         | 135,500            | (135,500)          | -         | -      | -                           | -     | - |
| Training                       | -                         | -       | -                  | -                  | -         | -                         | 1,390              | (940)              | -         | -      | -                           | 450   | - |
| Nehemiah Works                 | -                         | 6,750   | -                  | (6,750)            | -         | -                         | -                  | -                  | -         | -      | -                           | -     | - |
| IT costs                       | 34,054                    | -       | -                  | (1,367)            | (16,920)  | 15,767                    | -                  | (2,948)            | (2,817)   | -      | 10,002                      | -     | - |
| Residents needs                | -                         | 3,503   | -                  | (1,775)            | -         | 1,728                     | 10,042             | (6,813)            | -         | -      | 4,957                       | -     | - |
| Counselling                    | -                         | 11,700  | -                  | (11,700)           | -         | -                         | 15,600             | (14,625)           | -         | -      | 975                         | -     | - |
| Online programme               | -                         | 10,000  | -                  | (10,000)           | -         | -                         | 10,000             | -                  | -         | -      | 10,000                      | -     | - |
| Residents mentoring programme  | -                         | 5,142   | -                  | (5,142)            | -         | -                         | -                  | -                  | -         | -      | -                           | -     | - |
| Volunteering                   | -                         | -       | -                  | -                  | -         | -                         | 5,000              | (5,000)            | -         | -      | -                           | -     | - |
|                                | 34,054                    | 228,822 | (228,461)          | (16,920)           | 17,495    | 292,378                   | (279,171)          | (2,817)            |           | 27,885 |                             |       |   |

# THE NEHEMIAH PROJECT

## NOTES TO THE FINANCIAL STATEMENTS (CONTINUED)

### FOR THE YEAR ENDED 31 DECEMBER 2023

#### 18 Restricted funds

(Continued)

|                                         |                                                                       |
|-----------------------------------------|-----------------------------------------------------------------------|
| Family Support Programme                | To fund work with families                                            |
| Salaries Fund                           | To fund the cost of specific salaries and posts                       |
| A New Future supported housing Training | To fund the cost of the first stage core rehabilitation programme     |
| Nehemiah Works                          | To fund personal development training                                 |
| IT costs                                | An employment and training programme                                  |
| Residents needs                         | To fund IT improvements                                               |
| Counselling                             | Personal grants and other items for residents                         |
| Online Programme                        | To fund the costs of a professional counsellor                        |
| Residents mentoring programme           | To fund the costs of creating and delivering the new online programme |
| Volunteers                              | To fund the costs of residents peer mentoring                         |
|                                         | To fund volunteering costs                                            |

#### 19 Analysis of net assets between funds

|                                                       | Unrestricted free reserve | Property capital fund | Restricted funds | Total     | Unrestricted free reserve | Property capital fund | Restricted funds | Total     |
|-------------------------------------------------------|---------------------------|-----------------------|------------------|-----------|---------------------------|-----------------------|------------------|-----------|
|                                                       | 2023                      | 2023                  | 2023             | 2023      | 2022                      | 2022                  | 2022             | 2022      |
|                                                       | £                         | £                     | £                | £         | £                         | £                     | £                | £         |
| Fund balances at 31 December 2023 are represented by: |                           |                       |                  |           |                           |                       |                  |           |
| Tangible assets                                       | -                         | 895,083               | -                | 895,083   | -                         | 904,931               | -                | 904,931   |
| Current assets/(liabilities)                          | 172,526                   | -                     | 124,885          | 297,411   | 62,863                    | -                     | 17,495           | 80,358    |
| Long term liabilities                                 | (16,061)                  | (90,000)              | (97,000)         | (203,061) | (25,831)                  | (90,000)              | -                | (115,831) |
|                                                       | 156,465                   | 805,083               | 27,885           | 989,433   | 37,032                    | 814,931               | 17,495           | 869,458   |

# THE NEHEMIAH PROJECT

## NOTES TO THE FINANCIAL STATEMENTS (CONTINUED)

### FOR THE YEAR ENDED 31 DECEMBER 2023

#### 20 Limited by guarantee

The charitable company's legal structure is that of a company limited by guarantee. In the event of the company winding-up each member is liable to contribute to any deficit to a maximum of £1 per member.

#### 21 Operating lease commitments

##### Lessee

The 'Move On' house and Pountney Road are rented from Sanctuary Housing Trust under a management agreement. The agreed prevailing rent is £19,765 and £14,639 respectively and requires that the Charity provide support services to the residents. No adjustment to the rent is made in these accounts for the support provided to the residents. In April 2020 a two year agreement was signed, and this was extended to 31st March 2024. The below figure includes a final quarter of rent. At the balance sheet date, a further two year extension was in the process of being agreed.

Fredrick Gardens is occupied on a lease due to terminate in September 2025 with an annually reviewed rent. The agreed prevailing rent stands at £24,675 at the balance sheet date. The lease does not contain a break clause and so at the year end the charity was committed to a further one year and nine months of rental charge.

98 Lodge Road is occupied on a lease due to terminate in September 2025 with an annually reviewed rent. agreed prevailing rent stands at £43,067 and at the year end the charity was committed to a further one year and nine months of rental charge. The charity has also committed to redecoration of the property at the end of the lease to a maximum cost of £10,000.

The total of the above payments is £137,149.

| 22 Cash generated from operations                                 | 2023<br>£      | 2022<br>£       |
|-------------------------------------------------------------------|----------------|-----------------|
| Surplus for the year                                              | 119,975        | 14,576          |
| Adjustments for:                                                  |                |                 |
| Investment income recognised in statement of financial activities | (1,916)        | (30)            |
| Depreciation and impairment of tangible fixed assets              | 16,207         | 16,187          |
| Movements in working capital:                                     |                |                 |
| Decrease/(increase) in debtors                                    | 36,827         | (76,756)        |
| (Decrease)/increase in creditors                                  | (43,406)       | 36,717          |
| Increase/(decrease) in deferred income                            | 128,052        | (22,957)        |
| <b>Cash generated from/(absorbed by) operations</b>               | <b>255,739</b> | <b>(32,263)</b> |

# THE NEHEMIAH PROJECT

## NOTES TO THE FINANCIAL STATEMENTS (CONTINUED)

### FOR THE YEAR ENDED 31 DECEMBER 2023

#### 23 Analysis of changes in net funds

|                                            | At 1 January<br>2023<br>£ | Cash flows<br>£ | At 31 December<br>2023<br>£ |
|--------------------------------------------|---------------------------|-----------------|-----------------------------|
| Cash at bank and in hand                   | 181,740                   | 241,426         | 423,166                     |
| Loans falling due within one year          | (9,800)                   | 100             | (9,700)                     |
| Loans falling due after more than one year | (25,831)                  | 9,770           | (16,061)                    |
|                                            | <u>146,109</u>            | <u>251,296</u>  | <u>397,405</u>              |

#### 24 Related party transactions

Mr R. Atwater, Mr G. Boyle and Miss J. Whitaker are all members of the Sovereign Military Hospitaller Order of St John of Jerusalem, of Rhodes and of Malta (the Order of Malta). The Nehemiah Project has received significant financial assistance from The Global Fund for Forgotten People, a fund with close ties to the Order of Malta, and the Order of Malta itself. The Global Fund for Forgotten People ceased UK operations during the year, but continues activities from the Vatican. The Trustees Report contains details of the work carried out with this funding and the income is disclosed in note 2.

During the year the charity received £20,022 (2022- £8,210) in giving from Trustees. These funds were not subject to any restrictions to activities beyond those normally undertaken by the charity.

The charity purchased trustees liability insurance as part of a combined insurance package and accordingly no cost has been attributed to governance and support costs.

None of the Trustees (or any persons connected with them) received any remuneration, travel expenses or benefits from the charitable company during the year (2022- nil).

##### Remuneration of key management personnel

The remuneration of key management personnel is as follows.

|                                                                            | 2023<br>£     | 2022<br>£     |
|----------------------------------------------------------------------------|---------------|---------------|
| Aggregate compensation including pension and employers' national insurance | <u>83,063</u> | <u>78,829</u> |

No financial guarantees have been given or received by related parties.

**THE NEHEMIAH PROJECT**

England & Wales - Charity number 1058536

---

# Accounts

---

Charity Registration No. 1058536

Company Registration No. 3255850 (England and Wales)

**THE NEHEMIAH PROJECT**  
**ANNUAL REPORT AND FINANCIAL STATEMENTS**  
**FOR THE YEAR ENDED 31 DECEMBER 2022**

The  **ehemiah** Project

# THE NEHEMIAH PROJECT

## CONTENTS

---

|                                   | <b>Page</b> |
|-----------------------------------|-------------|
| Trustees' report                  | 1 - 7       |
| Independent auditor's report      | 8 - 10      |
| Statement of financial activities | 11 - 12     |
| Balance sheet                     | 13          |
| Statement of cash flows           | 14          |
| Notes to the financial statements | 15 - 29     |

---

# THE NEHEMIAH PROJECT

## LEGAL AND ADMINISTRATIVE INFORMATION

---

|                          |                                                                                 |
|--------------------------|---------------------------------------------------------------------------------|
| <b>Charity number</b>    | 1058536                                                                         |
| <b>Company number</b>    | 3255850                                                                         |
| <b>Registered office</b> | 47 Tooting Bec Gardens<br>London<br>SW16 1RF                                    |
| <b>Auditor</b>           | Begbies<br>9 Bonhill Street<br>London<br>EC2A 4DJ                               |
| <b>Bankers</b>           | NatWest plc<br>NatWest Bank Plc<br>145 Clapham High Street<br>London<br>SW4 7SN |

---

# THE NEHEMIAH PROJECT

## TRUSTEES' REPORT (INCLUDING DIRECTORS' REPORT)

### FOR THE YEAR ENDED 31 DECEMBER 2022

---

The Trustees present their report and accounts for the year ended 31 December 2022.

The financial statements have been prepared in accordance with the accounting policies set out in note 1 to the financial statements and comply with the charitable company's Memorandum and Articles of Association, the Companies Act 2006 and "Accounting and Reporting by Charities: Statement of Recommended Practice applicable to charities preparing their accounts in accordance with the Financial Reporting Standard applicable in the UK and Republic of Ireland (FRS 102)" (as amended for accounting periods commencing from 1 January 2019)

#### Objectives and activities

The Nehemiah Project has over 25 years' experience of working with men with a history of addiction. Our clients are arguably some of the most marginalised and excluded individuals in society, with multiple and complex needs.

Our high level objectives are:-

- To enable vulnerable men who are ex-offenders to break free from crime and addiction and to help them rebuild their lives
- To offer men, once released from prison, the resources to set new goals and give them hope for the future
- To assist in their reintegration into the community through the provision of supported housing immediately after release and beyond as well as the provision of rehabilitation programmes.

A key aim is to build resilience in our Residents so that when they move on they can deal with unexpected and challenging life events without resorting to old behaviours, and to provide coping strategies to avoid relapse.

#### Vision

To be a centre of excellence for rehabilitating men from crime and addiction through the transformation of their lives to become fulfilled, valuable members of the community.

#### Mission

The Board and all Nehemiah staff believe that anyone can change their life, and this underpins all our work. Our holistic, peer-group approach to recovery creates a safe place where men can go through the painful process of reviewing their lives and establishing a new foundation on which to build their future. We support each man to reach his potential, and we celebrate their success.

#### Key achievements 2022

In the past twelve months we:

- Continued to offer a wide range of support for Nehemiah Residents – the core 12-week A New Future recovery programme, our second-stage move-on programme, family support, counselling psychology support and offered Residents a new personal wellbeing grant, with thanks from one of our Charitable Trusts.
- Commenced our online programme, supporting men from Emmaus Communities and plan to reach out to more people in 2023.
- Commenced our peer-mentoring programme in partnership with The Forward Trust, training seven former Nehemiah Residents, Nehemiah Residents in stage two of the programme and volunteers as Peer Mentors, supporting new Nehemiah Residents.
- Have developed our volunteering programme with 31 volunteers regularly volunteering on a range of activities.

#### Priorities for 2023

Our priorities are to:

- Continue to improve programme delivery and aftercare with peer-mentor support.
- Reach more people with our online programme.
- Continue to bring our finances into a more stable position, increasing our level of reserves.

# THE NEHEMIAH PROJECT

## TRUSTEES' REPORT (CONTINUED)(INCLUDING DIRECTORS' REPORT)

### FOR THE YEAR ENDED 31 DECEMBER 2022

- Implement our strategy for growth and development towards the "Nehemiah Vision 100" (100 rooms by 2030).
- Determine the location and timing of our next phase of growth.

#### Nehemiah 2022

##### Overview

We achieved our 2022 objectives with the following outcomes:

- We returned to our normal operations following Covid, seeing occupancy levels return to pre-Covid levels across our five houses.
- Our finances stabilised, bringing more income into the charity, both in grants and individual donations as well as enhanced Housing Benefit.
- We continued to explore our potential to operate beyond London, seeking additional properties in partnership with a Housing Association based in East Anglia, as we seek to achieve our ambition to have 100 rooms by 2030.
- We continued to improve programme delivery and implemented our peer-mentoring programme and introduced our online programme delivered to people in another supported housing organisation.
- Our new volunteering programme continued to develop and grow with volunteers and Residents working together to clean up our gardens, decorate houses, provide healthy cooking workshops, IT and fundraising support.

#### 1 - Performance Delivery

Nehemiah has an excellent record of both reducing reoffending and reducing drug and alcohol dependency. In 2022 we endeavoured to continue to improve our services and our outcomes.

|                                                                               | 2014 | 2015 | 2016 | 2017 | 2018 | 2019 | 2020  | 2021  | 2022 |
|-------------------------------------------------------------------------------|------|------|------|------|------|------|-------|-------|------|
| No. of Residents completing the first stage of the programme or still with us | 19   | 14   | 21   | 28   | 26   | 31   | 27    | 28    | 28   |
| No. of men worked with                                                        | 28   | 40   | 31   | 37   | 39   | 48   | 41    | 42    | 47   |
| Percentage of men remaining abstinent for one year                            | 68%  | 64%  | 74%  | 75%  | 71%  | 71%  | 52% * | 45% * | 59   |
| Residents obtaining full time employment                                      | 14   | 11   | 9    | 11   | 7    | 11   | 7     | 9     | 10   |
| Residents in work, vocational training or voluntary work                      | 12   | 19   | 10   | 8    | 20   | 14   | 21    | 10    | 20   |
| No of Residents reoffending or recalled within one year of leaving Nehemiah   | 1    | 1    | 1    | 2    | 0    | 4    | 4 **  | 4 **  | 7*** |

\* We consider this decrease to be a direct result of Covid-19 and the resulting limitations on face to face contact with men passing through the charity.

\*\* All were recalls of new Residents who did not settle into Nehemiah and relapsed in the first week; we have reviewed these and we suspect that this relates to the substantial changes to the prison regime resulting from Covid-19.

# THE NEHEMIAH PROJECT

## TRUSTEES' REPORT (CONTINUED)(INCLUDING DIRECTORS' REPORT)

### FOR THE YEAR ENDED 31 DECEMBER 2022

---

*\*\*\* Overall this number is a direct result of Covid-19. It includes one person who relapsed and was recalled but from prison he made a very strong case to return to Nehemiah and he has since graduated and is doing very well.*

A New Future is a rolling programme which men can join at any point and complete the twelve modules. It is a 12-week programme delivered each weekday morning at our first-stage houses, focusing on recovery and resettlement through process groups and education sessions. We encourage the participating cohort to work through issues together, sharing experiences, challenging one another and learning to resolve conflict. This has helped build resilience to increase the men's ability to cope with the day-to-day social, emotional and practical pressures.

#### Priorities for 2023

Our priorities are to:

- Continue to improve programme delivery and aftercare with peer-mentor support.
- Reach more people with our online programme.
- Continue to bring our finances into a more stable position, increasing our level of reserves.
- Implement our strategy for growth and development towards the "Nehemiah Vision 100" (100 rooms by 2030).
- Determine the location and timing of our next phase of growth.

#### 2 - Financial Prudence and Sustainability

Maintaining financial prudence is a key element of the success of any charity:

- We continued to build relationships with key funders, in a very challenging environment and successfully secured some multi-year grants.
- We maintained tight financial control with regular reporting to Trustees.

In 2022 we were able to increase income through Trusts and Foundations, securing some multi-year grants and due to an increase in occupancy following Covid-19, our enhanced Housing Benefit payments increased. In 2022 the Charity had a total income of £921,754 and a total expenditure of £907,178, showing a surplus of £14,576. Income increased 43% from 2021, including an increase in Housing Benefit by 41%. Expenditure also increased by 10% due to increased salary costs.

Designated funds include the £814,931 property capital fund, which is our investment in the freehold of the Charity's main property in Streatham. It is anticipated that these funds will remain invested in the property for the foreseeable future. Unless the property is sold or re-mortgaged, these funds are not directly accessible.

Nehemiah's general unrestricted funds at the end of 2022 stand at £37,032, an increase of £30,402 from 2021.

Management will focus over the next two years on building these reserves back to meet the desired level of three months' operating funds which would be £232,000.

#### 3 - Reserves Policy

The majority of our funding for operational costs comes from grants and donations, for which we are grateful. Budgeting for these is difficult as it depends on unpredictable timescales. For liquidity purposes, the Trustees would like to attain £232,000 cash reserves (three months' operating costs), which will be made up of restricted and unrestricted funds. The Charity has a strategy to continue to build its reserves as and when that becomes possible. The Charity's tangible fixed assets were £904,931 at 31 December 2022.

#### 4 - Other events of note:

- Three Resident Graduations took place with 18 men graduating.
- We were visited by our local MP Bell Ribeiro-Addy, The MP for Streatham as part of our celebrations of Black History Month.
- We continued to be active members of Prisons Week  
As a Charity we continued to benefit from the Lloyds Enhance Programme.

# THE NEHEMIAH PROJECT

## TRUSTEES' REPORT (CONTINUED)(INCLUDING DIRECTORS' REPORT)

### FOR THE YEAR ENDED 31 DECEMBER 2022

---

#### Nehemiah 2023

##### Strategic Overview

In 2023, we aim to improve our services and outcomes for Residents, focusing on wellbeing following two challenging Covid years. We see this as a priority before growing the charity further. The needs of the men coming to Nehemiah are complex, and we wish to continue to offer an improved programme with a variety of services to give them the best recovery for themselves, their families and the wider community.

**1 – Improve our services and outcomes following two challenging years 2020-2021. Nehemiah has an excellent record of both reducing reoffending and reducing drug and alcohol dependency and we want to maintain and improve abstinence rates and our second-stage programme.**

In 2023, we intend to continue to improve our services and the outcomes we deliver. To achieve this, we will:

- Continue to offer Family Support to those Residents who need to reconnect with their families, and to establish an external support group to offer to family members.
- Further develop our relationships within releasing prisons to make sure that Nehemiah is clearly 'signposted' to those who may benefit.
- Provide all Residents with a wellbeing personal grant, counselling psychology support and an opportunity to secure meaningful employment or training through the 'Nehemiah Works' employment and training support.
- Continue to develop our peer-mentoring programme, training more people to become peer mentors, ensuring new Nehemiah Residents receive additional support, especially at evenings and weekends.
- Continue to develop and deliver more online recovery programme sessions accessible to other partner organisations.
- Continue to develop a programme for staff wellbeing that will create resilience and effectiveness in our staff, resulting in a positive, rewarding, and creative work environment.
- Continue to update the IT infrastructure and equipment, including new Residents and Fundraising databases
- Integrate into our work the results of independent research based on our programme and outcomes.

##### 2 - Financial Prudence and Sustainability

In 2023 we aim to secure enough funding to offer improved services at the same time as building back up our free reserves so that we will be in a better place to grow the charity, increasing the number of men we help annually. Maintaining financial prudence and developing sustainability is a key element of the success of Nehemiah. To achieve this in 2023 we will:

- Closely monitor the achievement of our quarterly revenue and expenditure targets to sustain our growth.
- Continue to collaborate with The British Association of the Sovereign Order of Malta to achieve our joint objectives.
- Build longer-term relationships with core funders, as well as recognising the contribution of our individual donors.
- Fully implement Donorfy, our new CRM (Customer Relationship Management) database in order to steward our donors more effectively and improve our communications.
- Continue to raise the profile of Nehemiah through a variety of communication channels with a view to recruiting further supporters.

##### 3 – Growth - Develop and initiate planning to implement “Nehemiah Vision 100”

- Where we wish to go
  - Continue to develop 'Vision 100' which seeks to offer 100 bed spaces by no later than 2030.
  - Continue to work with housing partners outside of London to explore Nehemiah facilities.
  - Ensure that we maintain the ethos of Nehemiah in each of our properties.
  - When we reach that target, we will be helping a possible 300 residents every year and we believe that growth beyond that is possible.
  - We seek to increase our reach by refining 'remote' delivery of our course in partnership with others who provide accommodation.
- What gives us the confidence to attempt this?
  - We have a stable platform which has withstood the ravages of the pandemic, lockdown and social distancing.

# THE NEHEMIAH PROJECT

## TRUSTEES' REPORT (CONTINUED)(INCLUDING DIRECTORS' REPORT)

### FOR THE YEAR ENDED 31 DECEMBER 2022

---

- 'A New Future' produces a high proportion of positive outcomes (independently assessed and evaluated).
- Our product is replicable and is cost-effective (it costs c.£10k per successful graduate compared with the cost of keeping someone in prison of £45k per person p.a.)
- We have an experienced management team supported by a board with wide and relevant experience.
- We are encouraged and supported by the British Association of the Sovereign Order of Malta.

#### **Nehemiah's approach to fundraising**

Our supporters are key to everything we do. Each year they enable us to help vulnerable men recover their lives. We are committed to being fully transparent and accountable about how their gifts are used.

Our fundraising costs are kept to a minimum, with 8% of revenue being spent on the cost of raising funds. All fundraising is done in-house with no third-party involvement.

We are members of the Fundraising Regulator and as members we follow the Code of Fundraising Practice and the policy of dealing with vulnerable people.

In the financial year ending 31 December 2022 we did not receive any complaints about our fundraising.

We keep up to date on changing regulation and ensure we comply with it by changing processes where necessary.

#### **Structure, governance and management**

The Nehemiah Project is a Company Limited by Guarantee, governed by its Memorandum as amended and adopted by Special Resolution in 2009, and Articles of Association dated 4th September 2019. The new Articles adopted in 2019 were drafted to streamline the procedural running of the Charity, but had no effect on the Charity's existing objects or purpose. The Nehemiah Project is a registered Charity with the Charity Commission of England and Wales. In the event of winding up, members' liabilities are limited to £1 each.

The Trustees, who are the Directors for the purposes of company law, and who served during the year were:

|                                       |                                           |
|---------------------------------------|-------------------------------------------|
| Mr. T. B. Aikens                      | Mrs. K. P. Hunter Johnston                |
| Mr. W. Ansell                         | Mr. A. T. R. Nell (Chair, until 27-10-22) |
| Mr. R. M. Atwater                     | Mr. A. P. Watson                          |
| Mr. G. S. Boyle                       | Miss J. S. Whitaker                       |
| Mr. C. Matthews (Chair from 27-10-22) |                                           |

Trustees are appointed by resolution of the existing Trustees. Most new Trustees will be familiar with the practical work of Nehemiah and all Trustees attend information events to keep up-to-date. New Trustees receive all relevant information relating to Nehemiah, and undergo a thorough induction covering decision-making processes, key employees and future plans and objectives. They are also advised of their legal obligations as Trustees.

The Trustees meet quarterly and ad hoc as events dictate. Between January 2022 and July 2022 the Board met electronically due to Covid-19, since July all meetings have been 'in person' with the option to also join by zoom. Trustees have continued to receive regular financial reports and updates on Nehemiah's activities and fundraising despite the move to primarily electronic operation. The Board of Trustees is responsible for the overall legal, financial and strategic direction and development of Nehemiah.

#### **Public Benefit**

The Trustees consider that they have complied with the duty to have due regard to public benefit guidance published by the Charity Commission.

# THE NEHEMIAH PROJECT

## TRUSTEES' REPORT (CONTINUED)(INCLUDING DIRECTORS' REPORT)

### FOR THE YEAR ENDED 31 DECEMBER 2022

---

#### Management Team

- Dr J. Patience, Chief Executive Officer
- Ms L. Ravenscroft, Development Director
- Mrs L. Hawthorne, Operations Director (Until October 2022)
- Miss A. Sissuh, Supported Housing Manager
- Mr Josh Benfield, Operations Manager (From October 2022)

Day-to-day management, including finance, HR and operations, is the responsibility of the CEO. He is supported by the other members of the management team, who have been meeting weekly during 2022, and who take responsibility for the assets of Nehemiah, supported housing and fundraising. The Board of Trustees is responsible for setting the remuneration of the employees including the CEO.

#### Risks

The Trustees review Nehemiah's main risks quarterly. They are responsible for approving and then overseeing the implementation of any changes to procedures, training or other actions to mitigate the risks Nehemiah faces. All areas are RAG rated, with high priority areas separately highlighted and reported.

A Risk Register is maintained and presented at each Directors' Meeting. The Risk Register is available upon request.

#### Relationship with other charities

Two of the Charity's move-on homes, The Chase and Pountney Road, both in South London, are owned by Sanctuary Housing. Since 2013 Nehemiah has been Managing Agent for these properties. As such the Residents are Sanctuary Housing Licensees, managed by Nehemiah. The Charity's fourth and fifth houses, 1-3 Frederick Gardens and 98 Lodge Road, Croydon, are owned by Croydon Churches Housing Association (CCHA). The Charity has signed a five-year lease with CCHA for these properties terminating in September 2025. This has enabled Nehemiah to support a greater number of vulnerable adults recovering from drug/alcohol addiction.

#### Statement of Trustees' responsibilities

The Trustees, who are also the directors of The Nehemiah Project for the purpose of company law, are responsible for preparing the Trustees' Report and the financial statements in accordance with applicable law and United Kingdom Accounting Standards (United Kingdom Generally Accepted Accounting Practice).

Company Law requires the Trustees to prepare financial statements for each financial year which give a true and fair view of the state of affairs of the Charitable Company and of the incoming resources and application of resources, including the income and expenditure, of the Charitable Company for that year.

In preparing these financial statements, the Trustees are required to:

- select suitable accounting policies and then apply them consistently;
- observe the methods and principles in the Charities SORP;
- make judgements and estimates that are reasonable and prudent; and
- prepare the financial statements on the going concern basis unless it is inappropriate to presume that the charitable company will continue in operation.

The Trustees are responsible for keeping adequate accounting records that disclose with reasonable accuracy at any time the financial position of the Charitable Company and enable them to ensure that the financial statements comply with the Companies Act 2006. They are also responsible for safeguarding the assets of the Charitable Company and hence for taking reasonable steps for the prevention and detection of fraud and other irregularities.

#### Auditor

In accordance with Nehemiah's Articles, Trustees will appoint suitably-qualified Auditors.

---

# THE NEHEMIAH PROJECT

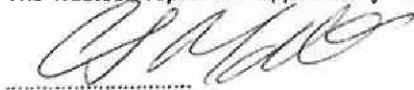
## TRUSTEES' REPORT (CONTINUED)(INCLUDING DIRECTORS' REPORT) FOR THE YEAR ENDED 31 DECEMBER 2022

---

### Disclosure of information to auditor

Each of the Trustees has confirmed that there is no information of which they are aware which is relevant to the audit, but of which the auditor is unaware. They have further confirmed that they have taken appropriate steps to identify such relevant information and to establish that the auditor is aware of such information.

The Trustees' report was approved by the Board of Trustees.



Mr C. Matthews (Chairman)

Trustee

Dated: *1 August 2023*

# THE NEHEMIAH PROJECT

## INDEPENDENT AUDITOR'S REPORT

### TO THE MEMBERS OF THE NEHEMIAH PROJECT

---

#### Opinion

We have audited the financial statements of The Nehemiah Project (the 'charitable company') for the year ended 31 December 2022 which comprise the statement of financial activities, the balance sheet, the statement of cash flows and notes to the financial statements, including significant accounting policies. The financial reporting framework that has been applied in their preparation is applicable law and United Kingdom Accounting Standards, including Financial Reporting Standard 102 *The Financial Reporting Standard applicable in the UK and Republic of Ireland* (United Kingdom Generally Accepted Accounting Practice).

In our opinion, the financial statements:

- give a true and fair view of the state of the charitable company's affairs as at 31 December 2022 and of its incoming resources and application of resources, including its income and expenditure, for the year then ended;
- have been properly prepared in accordance with United Kingdom Generally Accepted Accounting Practice; and
- have been prepared in accordance with the requirements of the Companies Act 2006.

#### Basis for opinion

We conducted our audit in accordance with International Standards on Auditing (UK) (ISAs (UK)) and applicable law. Our responsibilities under those standards are further described in the Auditor's responsibilities for the audit of the accounts section of our report. We are independent of the charitable company in accordance with the ethical requirements that are relevant to our audit of the accounts in the UK, including the FRC's Ethical Standard, and we have fulfilled our other ethical responsibilities in accordance with these requirements. We believe that the audit evidence we have obtained is sufficient and appropriate to provide a basis for our opinion.

#### Conclusions relating to going concern

In auditing the financial statements, we have concluded that the Trustees' use of the going concern basis of accounting in the preparation of the financial statements is appropriate.

Based on the work we have performed, we have not identified any material uncertainties relating to events or conditions that, individually or collectively, may cast significant doubt on the charitable company's ability to continue as a going concern for a period of at least twelve months from when the financial statements are authorised for issue.

Our responsibilities and the responsibilities of the Trustees with respect to going concern are described in the relevant sections of this report.

#### Other information

The other information comprises the information included in the annual report other than the financial statements and our auditor's report thereon. The Trustees are responsible for the other information contained within the annual report. Our opinion on the financial statements does not cover the other information and, except to the extent otherwise explicitly stated in our report, we do not express any form of assurance conclusion thereon. Our responsibility is to read the other information and, in doing so, consider whether the other information is materially inconsistent with the financial statements or our knowledge obtained in the course of the audit, or otherwise appears to be materially misstated. If we identify such material inconsistencies or apparent material misstatements, we are required to determine whether this gives rise to a material misstatement in the financial statements themselves. If, based on the work we have performed, we conclude that there is a material misstatement of this other information, we are required to report that fact.

We have nothing to report in this regard.

# THE NEHEMIAH PROJECT

## INDEPENDENT AUDITOR'S REPORT (CONTINUED)

### TO THE MEMBERS OF THE NEHEMIAH PROJECT

---

#### **Opinions on other matters prescribed by the Companies Act 2006**

In our opinion, based on the work undertaken in the course of our audit:

- the information given in the Trustees' report for the financial year for which the financial statements are prepared, which includes the directors' report prepared for the purposes of company law, is consistent with the financial statements; and
- the directors' report included within the Trustees' report has been prepared in accordance with applicable legal requirements.

#### **Matters on which we are required to report by exception**

In the light of the knowledge and understanding of the charitable company and its environment obtained in the course of the audit, we have not identified material misstatements in the directors' report included within the Trustees' report.

We have nothing to report in respect of the following matters in relation to which the Companies Act 2006 requires us to report to you if, in our opinion:

- adequate accounting records have not been kept, or returns adequate for our audit have not been received from branches not visited by us; or
- the financial statements are not in agreement with the accounting records and returns; or
- certain disclosures of trustees' remuneration specified by law are not made; or
- we have not received all the information and explanations we require for our audit; or
- the Trustees were not entitled to prepare the financial statements in accordance with the small companies regime and take advantage of the small companies' exemptions in preparing the Trustees' report and from the requirement to prepare a strategic report.

#### **Responsibilities of Trustees**

As explained more fully in the statement of Trustees' responsibilities, the Trustees, who are also the directors of the charitable company for the purpose of company law, are responsible for the preparation of the financial statements and for being satisfied that they give a true and fair view, and for such internal control as the Trustees determine is necessary to enable the preparation of financial statements that are free from material misstatement, whether due to fraud or error. In preparing the financial statements, the Trustees are responsible for assessing the charitable company's ability to continue as a going concern, disclosing, as applicable, matters related to going concern and using the going concern basis of accounting unless the Trustees either intend to liquidate the charitable company or to cease operations, or have no realistic alternative but to do so.

#### **Auditor's responsibilities for the audit of the financial statements**

Our objectives are to obtain reasonable assurance about whether the financial statements as a whole are free from material misstatement, whether due to fraud or error, and to issue an auditor's report that includes our opinion. Reasonable assurance is a high level of assurance but is not a guarantee that an audit conducted in accordance with ISAs (UK) will always detect a material misstatement when it exists. Misstatements can arise from fraud or error and are considered material if, individually or in the aggregate, they could reasonably be expected to influence the economic decisions of users taken on the basis of these financial statements.

# THE NEHEMIAH PROJECT

## INDEPENDENT AUDITOR'S REPORT (CONTINUED)

### TO THE MEMBERS OF THE NEHEMIAH PROJECT

---

#### **Extent to which the audit was capable of detecting irregularities, including fraud**

Irregularities, including fraud, are instances of non-compliance with laws and regulations. We design procedures in line with our responsibilities, outlined above, to detect material misstatements in respect of irregularities, including fraud. The extent to which our procedures are capable of detecting irregularities, including fraud is detailed below:

- Agreement of the financial statement disclosures to underlying supporting documentation to assess compliance with those laws and regulations having an impact on the financial statements and disclosure requirements. In particular, Accounting and Reporting by Charities: Statement of Recommended Practice;
- Enquiries and confirmation of management and the trustees as to their identification of any non-compliance with laws or regulations, or any actual or potential claims;
- Review of minutes of the Board meetings during the period;
- incorporating unpredictability into the nature, timing and/or extent of testing.
- Evaluation of the selection and application of the accounting policies chosen by the charity.
- In relation to the risk of management override of internal controls, by undertaking procedures to review journal entries and evaluating whether there was evidence of bias that represented a risk of material misstatement due to fraud; and
- We assessed the susceptibility of the charity's financial statements to material misstatement, including how fraud might occur by considering the key risks impacting the financial statements.

Our audit procedures were designed to respond to risks of material misstatement in the financial statements, recognising that the risk of not detecting a material misstatement due to fraud is higher than the risk of not detecting one resulting from error, as fraud may involve deliberate concealment by, for example, forgery, misrepresentations or through collusion.

There are inherent limitations in the audit procedures performed and the further removed non-compliance with laws and regulations is from the events and transactions reflected in the financial statements, the less likely we are to become aware of it.

A further description of our responsibilities for the audit of the financial statements is located on the Financial Reporting Council's website at: <http://www.frc.org.uk/auditorsresponsibilities>. This description forms part of our auditor's report.

#### **Use of our report**

This report is made solely to the charitable company's members, as a body, in accordance with Chapter 3 of Part 16 of the Companies Act 2006. Our audit work has been undertaken so that we might state to the charitable company's members those matters we are required to state to them in an auditor's report and for no other purpose. To the fullest extent permitted by law, we do not accept or assume responsibility to anyone other than the charitable company and the charitable company's members as a body, for our audit work, for this report, or for the opinions we have formed.



**Katherine Dee FCA (Senior Statutory Auditor)**  
for and on behalf of Begbies

**Chartered Accountants**  
**Statutory Auditor**

7/8/2027

9 Bonhill Street  
London  
EC2A 4DJ

# THE NEHEMIAH PROJECT

## STATEMENT OF FINANCIAL ACTIVITIES INCLUDING INCOME AND EXPENDITURE ACCOUNT

FOR THE YEAR ENDED 31 DECEMBER 2022

### Current financial year

|                                                                         | Notes | Unrestricted<br>funds<br>2022<br>£ | Restricted<br>funds<br>2022<br>£ | Total<br>2022<br>£ | Total<br>2021<br>£ |
|-------------------------------------------------------------------------|-------|------------------------------------|----------------------------------|--------------------|--------------------|
| <b>Income from:</b>                                                     |       |                                    |                                  |                    |                    |
| Donations and legacies                                                  | 2     | 302,621                            | 228,822                          | 531,443            | 367,532            |
| Charitable activities                                                   | 3     | 390,281                            | -                                | 390,281            | 276,878            |
| Investments- bank interest                                              |       | 30                                 | -                                | 30                 | 8                  |
| <b>Total income</b>                                                     |       | <b>692,932</b>                     | <b>228,822</b>                   | <b>921,754</b>     | <b>644,418</b>     |
| <b>Expenditure on:</b>                                                  |       |                                    |                                  |                    |                    |
| Raising funds                                                           | 4     | 65,014                             | -                                | 65,014             | 55,685             |
| <b>Charitable activities</b>                                            |       |                                    |                                  |                    |                    |
| Supported Housing Programme                                             | 6     | 612,469                            | 218,461                          | 830,930            | 764,240            |
| A New Future Online                                                     | 6     | 1,234                              | 10,000                           | 11,234             | 7,123              |
| <b>Total charitable expenditure</b>                                     |       | <b>613,703</b>                     | <b>228,461</b>                   | <b>842,164</b>     | <b>771,363</b>     |
| <b>Total resources expended</b>                                         |       | <b>678,717</b>                     | <b>228,461</b>                   | <b>907,178</b>     | <b>827,048</b>     |
| <b>Net incoming/(outgoing) resources before transfers</b>               |       | <b>14,215</b>                      | <b>361</b>                       | <b>14,576</b>      | <b>(182,630)</b>   |
| Gross transfers between funds                                           |       | 16,920                             | (16,920)                         | -                  | -                  |
| <b>Net income/(expenditure) for the year/<br/>Net movement in funds</b> |       | <b>31,135</b>                      | <b>(16,559)</b>                  | <b>14,576</b>      | <b>(182,630)</b>   |
| Fund balances at 1 January 2022                                         |       | 820,828                            | 34,054                           | 854,882            | 1,037,512          |
| <b>Fund balances at 31 December 2022</b>                                |       | <b>851,963</b>                     | <b>17,495</b>                    | <b>869,458</b>     | <b>854,882</b>     |

The statement of financial activities includes all gains and losses recognised in the year.

All income and expenditure derive from continuing activities.

The statement of financial activities also complies with the requirements for an income and expenditure account under the Companies Act 2006.

# THE NEHEMIAH PROJECT

## STATEMENT OF FINANCIAL ACTIVITIES (CONTINUED) INCLUDING INCOME AND EXPENDITURE ACCOUNT

FOR THE YEAR ENDED 31 DECEMBER 2022

Prior financial year

|                                                                                     | Notes | Unrestricted<br>funds<br>2021<br>£ | Restricted<br>funds<br>2021<br>£ | Total<br>2021<br>£ |
|-------------------------------------------------------------------------------------|-------|------------------------------------|----------------------------------|--------------------|
| <b>Income from:</b>                                                                 |       |                                    |                                  |                    |
| Donations and legacies                                                              | 2     | 120,409                            | 247,123                          | 367,532            |
| Charitable activities                                                               | 3     | 276,878                            | -                                | 276,878            |
| Investments                                                                         |       | 8                                  | -                                | 8                  |
| <b>Total income</b>                                                                 |       | <b>397,295</b>                     | <b>247,123</b>                   | <b>644,418</b>     |
| <b>Expenditure on:</b>                                                              |       |                                    |                                  |                    |
| Raising funds                                                                       | 4     | 55,685                             | -                                | 55,685             |
| <b>Charitable activities</b>                                                        |       |                                    |                                  |                    |
| Supported Housing Programme                                                         | 6     | 462,469                            | 301,771                          | 764,240            |
| A New Future Online                                                                 | 6     | 7,123                              | -                                | 7,123              |
| <b>Total charitable expenditure</b>                                                 |       | <b>469,592</b>                     | <b>301,771</b>                   | <b>771,363</b>     |
| <b>Total resources expended</b>                                                     |       | <b>525,277</b>                     | <b>301,771</b>                   | <b>827,048</b>     |
| <b>Net incoming/(outgoing) resources before transfers</b>                           |       | <b>(127,982)</b>                   | <b>(54,648)</b>                  | <b>(182,630)</b>   |
| Gross transfers between funds                                                       |       | 65,270                             | (65,270)                         | -                  |
| <b>Net income/(expenditure) for the year/<br/>Net incoming/(outgoing) resources</b> |       | <b>(62,712)</b>                    | <b>(119,918)</b>                 | <b>(182,630)</b>   |
| Fund balances at 1 January 2022                                                     |       | 883,540                            | 153,972                          | 1,037,512          |
| <b>Fund balances at 31 December 2022</b>                                            |       | <b>820,828</b>                     | <b>34,054</b>                    | <b>854,882</b>     |

The statement of financial activities includes all gains and losses recognised in the year.

All income and expenditure derive from continuing activities.

The statement of financial activities also complies with the requirements for an income and expenditure account under the Companies Act 2006.

# THE NEHEMIAH PROJECT

## BALANCE SHEET

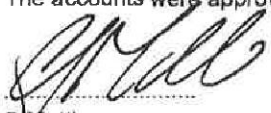
AS AT 31 DECEMBER 2022

|                                                                | Notes | 2022      |           | 2021      |           |
|----------------------------------------------------------------|-------|-----------|-----------|-----------|-----------|
|                                                                |       | £         | £         | £         | £         |
| <b>Fixed assets</b>                                            |       |           |           |           |           |
| Tangible assets                                                | 9     |           | 904,931   |           | 904,198   |
| <b>Current assets</b>                                          |       |           |           |           |           |
| Debtors                                                        | 10    | 100,895   |           | 24,139    |           |
| Cash at bank and in hand                                       |       | 181,740   |           | 240,522   |           |
|                                                                |       | 282,635   |           | 264,661   |           |
| <b>Creditors: amounts falling due within one year</b>          | 11    | (202,277) |           | (187,050) |           |
| Net current assets                                             |       |           | 80,358    |           | 77,611    |
| <b>Total assets less current liabilities</b>                   |       |           | 985,289   |           | 981,809   |
| <b>Creditors: amounts falling due after more than one year</b> | 12    |           | (115,831) |           | (126,927) |
| <b>Net assets</b>                                              |       |           | 869,458   |           | 854,882   |
| <b>Income funds</b>                                            |       |           |           |           |           |
| Restricted funds                                               | 17    |           | 17,495    |           | 34,054    |
| <u>Unrestricted funds</u>                                      |       |           |           |           |           |
| Designated funds                                               | 16    | 814,931   |           | 814,198   |           |
| General unrestricted funds                                     |       | 37,032    | ✓         | 6,630     |           |
|                                                                |       |           | 851,963   |           | 820,828   |
|                                                                |       |           | 869,458   |           | 854,882   |

These financial statements have been prepared in accordance with the provisions applicable to companies subject to the small companies regime.

The accounts were approved by the Trustees on

27/July/2023

  
C Matthews  
Trustee

Company Registration No. 3255850

# THE NEHEMIAH PROJECT

## STATEMENT OF CASH FLOWS

FOR THE YEAR ENDED 31 DECEMBER 2022

---

|                                                  | Notes | 2022<br>£ | £        | 2021<br>£ | £         |
|--------------------------------------------------|-------|-----------|----------|-----------|-----------|
| <b>Cash flows from operating activities</b>      |       |           |          |           |           |
| Cash absorbed by operations                      | 23    |           | (32,263) |           | (99,931)  |
| <b>Investing activities</b>                      |       |           |          |           |           |
| Purchase of tangible fixed assets                |       | (16,920)  |          | (65,270)  |           |
| Investment income received                       |       | 30        |          | 8         |           |
| <b>Net cash used in investing activities</b>     |       |           | (16,890) |           | (65,262)  |
| <b>Financing activities</b>                      |       |           |          |           |           |
| Repayment of bank loans                          |       | (9,629)   |          | (4,739)   |           |
| <b>Net cash used in financing activities</b>     |       |           | (9,629)  |           | (4,739)   |
| <b>Net decrease in cash and cash equivalents</b> |       |           | (58,782) |           | (169,932) |
| Cash and cash equivalents at beginning of year   |       |           | 240,522  |           | 410,454   |
| <b>Cash and cash equivalents at end of year</b>  |       |           | 181,740  |           | 240,522   |

---

# THE NEHEMIAH PROJECT

## NOTES TO THE FINANCIAL STATEMENTS

### FOR THE YEAR ENDED 31 DECEMBER 2022

---

#### 1 Accounting policies

##### Charity information

The Nehemiah Project is a private company limited by guarantee incorporated in England and Wales. The registered office is 47 Tooting Bec Gardens, London, SW16 1RF.

##### 1.1 Accounting convention

The financial statements have been prepared in accordance with the charitable company's Memorandum and Articles of Association, the Companies Act 2006 and "Accounting and Reporting by Charities: Statement of Recommended Practice applicable to charities preparing their accounts in accordance with the Financial Reporting Standard applicable in the UK and Republic of Ireland (FRS 102) (effective 1 January 2019)". The charitable company is a Public Benefit Entity as defined by FRS 102.

The financial statements are prepared in sterling, which is the functional currency of the charitable company. Monetary amounts in these financial statements are rounded to the nearest £.

The financial statements have been prepared under the historical cost convention. The principal accounting policies adopted are set out below.

##### 1.2 Going concern

At the time of approving the accounts, the Trustees have a reasonable expectation that the charitable company has adequate resources to continue in operational existence for the next 12 months. Thus the Trustees' continue to adopt the going concern basis of accounting in preparing the accounts.

The free reserves of the charity are very low. However the charity has cash available to meet day to day activities due to the structure of long term borrowing. The charity also owns the freehold premises at 47 Tooting Bec Gardens which is stated in these accounts at cost. The trustees are of the opinion that were the charity in need of funds, further borrowing could be secured in the short term or the property could be sold.

##### 1.3 Charitable funds

Unrestricted funds are available for use at the discretion of the Trustees in furtherance of their charitable objectives.

Designated funds are a category of unrestricted fund set aside by the trustees for a specific purpose. The designated funds of The Nehemiah Project reflect the funds invested in the fixed assets of the charity and not available for day to day use, and the funds set aside by the trustees as detailed in the reserves policy.

Restricted funds are subject to specific conditions by donors as to how they may be used. The purposes and uses of the restricted funds are set out in the notes to the financial statements.

##### 1.4 Incoming resources

Income is recognised when the charitable company is legally entitled to it after any performance conditions have been met, the amounts can be measured reliably, and it is probable that income will be received.

Cash donations are recognised on receipt. Other donations are recognised once the charitable company has been notified of the donation, unless performance conditions require deferral of the amount. Income tax recoverable in relation to donations received under Gift Aid or deeds of covenant is recognised at the time of the donation.

Legacies are recognised on receipt or otherwise if the charitable company has been notified of an impending distribution, the amount is known, and receipt is expected. If the amount is not known, the legacy is treated as a contingent asset.

# THE NEHEMIAH PROJECT

## NOTES TO THE FINANCIAL STATEMENTS (CONTINUED)

### FOR THE YEAR ENDED 31 DECEMBER 2022

#### 1 Accounting policies

(Continued)

Grants are recognised at the point when the charity is notified of the grant and the charity is entitled to the income. Grants shown as donations are only deferred if they relate to a specific future time period as identified by the donor or the charity has received the income, but there is no entitlement to spend the funds at the year end. If the charity is not entitled to the funds without first meeting criteria which are yet to be met at the year end, and the funds have not been received, the funds will not be recognised in the accounts.

Grants are recognised as restricted if they are donated for a purpose more restrictive than the ongoing activities of the charity.

Grants are recognised as unrestricted if the donor either does not state any restriction on use or the restriction is to use funds for the supported housing project, as this is the only activity undertaken by the charity.

Grants that are received for the general operation of the charity, rather than on the basis of a contract for services or for meeting a specified level of services, the grant is shown as a donation.

Were a grant to be received with performance conditions it would be shown as income from charitable activities and would be deferred to the extent the charity has yet to fulfil the performance obligations.

Housing benefits and other rental contributions are accounted for when receivable.

Income from fundraising activities includes ticket sales, receipts from charity auctions and other income which is earned in the course of events run by the charity. Sponsorships for marathons, fun runs and other events are shown in donations as these are in effect gifts.

Income from events is included in the year in which the event has taken place.

#### 1.5 Resources expended

Liabilities for costs are recognised in the statement of financial activities as they are incurred.

The charity has two charitable activities, being the operation of a supported housing programme and A New Future Online. The administrative activities are run from one of the supported housing buildings which is owned by the charity, and accordingly there is little general overhead cost.

The costs of fundraising activities and reporting to funders are separately identifiable and directly allocated.

General office costs are all allocated to the supported housing activity due to the immaterial size of those attributable to fundraising and online activities.

#### 1.6 Tangible fixed assets

Tangible fixed assets costing over £500 are initially measured at cost and subsequently measured at cost, net of depreciation and any impairment losses.

Depreciation is recognised so as to write off the cost or valuation of assets less their residual values over their useful lives on the following bases:

|                                |                            |
|--------------------------------|----------------------------|
| Land and buildings             | Nil                        |
| Leasehold improvements         | Over the life of the lease |
| Fixtures, fittings & equipment | 25% straight line          |
| Computers                      | 33% straight line          |

# THE NEHEMIAH PROJECT

## NOTES TO THE FINANCIAL STATEMENTS (CONTINUED)

FOR THE YEAR ENDED 31 DECEMBER 2022

---

### 1 Accounting policies

(Continued)

Freehold land and buildings, representing one of the supported housing homes, is not depreciated as the trustees consider the residual value to be higher than carrying value. The land and property is stated at cost and at the year end the open market value was considered to exceed the carrying value. The value of the home is reviewed annually for impairment.

The gain or loss arising on the disposal of an asset is determined as the difference between the sale proceeds and the carrying value of the asset, and is recognised in net income/(expenditure) for the year.

#### 1.7 Impairment of fixed assets

At each reporting end date, the charitable company reviews the carrying amounts of its tangible and intangible assets to determine whether there is any indication that those assets have suffered an impairment loss. If any such indication exists, the recoverable amount of the asset is estimated in order to determine the extent of the impairment loss (if any).

#### 1.8 Cash and cash equivalents

Cash and cash equivalents include cash in hand, deposits held at call with banks, other short-term liquid investments with original maturities of three months or less, and bank overdrafts. Bank overdrafts are shown within borrowings in current liabilities.

#### 1.9 Financial instruments

The charitable company has elected to apply the provisions of Section 11 'Basic Financial Instruments' and Section 12 'Other Financial Instruments Issues' of FRS 102 to all of its financial instruments.

Financial instruments are recognised in the charitable company's balance sheet when the charitable company becomes party to the contractual provisions of the instrument.

Financial assets and liabilities are offset, with the net amounts presented in the financial statements, when there is a legally enforceable right to set off the recognised amounts and there is an intention to settle on a net basis or to realise the asset and settle the liability simultaneously.

##### **Basic financial assets**

Basic financial assets, which include debtors and cash and bank balances, are initially measured at transaction price including transaction costs and are subsequently carried at amortised cost using the effective interest method. Financial assets classified as receivable within one year are not amortised.

##### **Basic financial liabilities**

Basic financial liabilities, including creditors and bank loans are initially recognised at transaction price. Financial liabilities classified as payable within one year are not amortised.

Trade creditors are obligations to pay for goods or services that have been acquired in the ordinary course of operations from suppliers. Amounts payable are classified as current liabilities if payment is due within one year or less. If not, they are presented as non-current liabilities. Trade creditors are recognised initially at transaction price and subsequently measured at amortised cost using the effective interest method.

##### **Derecognition of financial liabilities**

Financial liabilities are derecognised when the charitable company's contractual obligations expire or are discharged or cancelled.

#### 1.10 Employee benefits

The cost of any unused holiday entitlement is recognised in the period in which the employee's services are received.

Termination benefits are recognised immediately as an expense when the charitable company is demonstrably committed to terminate the employment of an employee or to provide termination benefits.

# THE NEHEMIAH PROJECT

## NOTES TO THE FINANCIAL STATEMENTS (CONTINUED)

FOR THE YEAR ENDED 31 DECEMBER 2022

---

1 Accounting policies (Continued)

1.11 Retirement benefits

Payments to defined contribution retirement benefit schemes are charged as an expense as they fall due.

2 Donations and legacies

|                                              | Total          | Total          |
|----------------------------------------------|----------------|----------------|
|                                              | 2022           | 2021           |
|                                              | £              | £              |
| Donations and gifts                          | 73,179         | 44,341         |
| Grants towards ongoing operations            | 410,829        | 428,777        |
| Less: net deferred income                    | 22,957         | (106,369)      |
| Other including London Marathon sponsorships | 24,478         | 783            |
|                                              | <u>531,443</u> | <u>367,532</u> |

Note 21 contains details of donations by related parties.

# THE NEHEMIAH PROJECT

## NOTES TO THE FINANCIAL STATEMENTS (CONTINUED)

### FOR THE YEAR ENDED 31 DECEMBER 2022

#### 2 Donations and legacies

(Continued)

|                                              | Total          | Total          |
|----------------------------------------------|----------------|----------------|
|                                              | 2022           | 2021           |
|                                              | £              | £              |
| <b>Grants receivable for core activities</b> |                |                |
| B&Q Neighbourly Foundation                   | -              | 5,000          |
| British Association of the Order of Malta    | 30,000         | -              |
| Cicely Northcote                             | 10,000         | -              |
| Charles Hayward Foundation                   | -              | 25,000         |
| CRASH                                        | -              | 6,294          |
| Drapers' Charitable Funds                    | -              | 20,000         |
| Help the Homeless                            | -              | 5,000          |
| Lloyds Bank Foundation                       | 27,250         | 33,000         |
| London Borough of Lambeth                    | -              | 5,000          |
| Maurice & Hilda Lang Charitable Trust        | -              | 5,000          |
| National Lottery Community Fund              | 44,000         | 50,000         |
| Nationwide Community Fund                    | -              | 50,000         |
| Screwfix Foundation                          | -              | 5,000          |
| Sir Harold Hood Charitable Trust             | 5,000          | -              |
| Tara Getty Foundation                        | -              | 10,000         |
| The 29th May 1961 Charitable Trust           | -              | 5,000          |
| The Albert Hunt Trust                        | 5,000          | -              |
| The AD Charitable Trust                      | 20,000         | -              |
| The Borrows Charitable Trust                 | 8,500          | -              |
| The Garfield Weston Foundation               | 40,000         | -              |
| The Global Fund for Forgotten People         | 53,129         | 104,948        |
| The Henry Smith Charity                      | 39,000         | 59,100         |
| The Jerusalem Trust                          | 40,000         | -              |
| The Monday Trust                             | 10,000         | -              |
| The Reed Foundation                          | 7,500          | -              |
| The Society of the Holy Child Jesus          | 20,000         | -              |
| The Worshipful Company of Mercers            | 25,000         | 20,000         |
| The Worshipful Company of Vintners           | 10,000         | 10,000         |
| Other £3,000 and below                       | 16,450         | 10,435         |
|                                              | <u>410,829</u> | <u>428,777</u> |

#### 3 Charitable activities

|                                         | Supported<br>housing<br>income<br>2022<br>£ | Supported<br>housing<br>income<br>2021<br>£ |
|-----------------------------------------|---------------------------------------------|---------------------------------------------|
| Housing benefit and other rental income | <u>390,281</u>                              | <u>276,878</u>                              |

# THE NEHEMIAH PROJECT

## NOTES TO THE FINANCIAL STATEMENTS (CONTINUED)

FOR THE YEAR ENDED 31 DECEMBER 2022

### 4 Raising funds

|                                        | 2022<br>£     | 2021<br>£     |
|----------------------------------------|---------------|---------------|
| Seeking donations, grants and legacies | 4,498         | 3,758         |
| Staging fundraising events             | 2,925         | 1,980         |
| Staff costs                            | 57,591        | 49,947        |
|                                        | <u>65,014</u> | <u>55,685</u> |

### 5 Employees

#### Number of employees

The average monthly number of employees during the year was:

| 2022<br>Number | 2021<br>Number |
|----------------|----------------|
| 17             | 14             |

#### Employment costs

|                                    | 2022<br>£      | 2021<br>£      |
|------------------------------------|----------------|----------------|
| Wages and salaries                 | 485,198        | 426,641        |
| Social security costs              | 44,649         | 38,094         |
| Defined contribution pension costs | 6,701          | 7,379          |
|                                    | <u>536,548</u> | <u>472,114</u> |

The number of employees whose annual remuneration, excluding employers' national insurance and pension contributions, was £60,000 or more were:

|                 | 2022<br>Number | 2021<br>Number |
|-----------------|----------------|----------------|
| £60,001-£70,000 | 1              | 1              |

Pension contributions for higher paid staff total £1,321 (2021: £1,319).

# THE NEHEMIAH PROJECT

## NOTES TO THE FINANCIAL STATEMENTS (CONTINUED)

### FOR THE YEAR ENDED 31 DECEMBER 2022

#### 6 Charitable activities

|                                                               | Supported<br>Housing<br>Programme<br>2022<br>£ | A New<br>Future<br>Online<br>2022<br>£ | Total<br>2022<br>£ | Supported<br>Housing<br>Programme<br>2021<br>£ | A New<br>Future<br>Online<br>2021<br>£ | Total<br>2021<br>£ |
|---------------------------------------------------------------|------------------------------------------------|----------------------------------------|--------------------|------------------------------------------------|----------------------------------------|--------------------|
| Staff costs                                                   | 404,633                                        | 5,000                                  | 409,633            | 371,305                                        | -                                      | 371,305            |
| Depreciation and impairment                                   | 16,187                                         | -                                      | 16,187             | 12,122                                         | -                                      | 12,122             |
| Staff and volunteer expenses, recruitment and training        | 9,910                                          | -                                      | 9,910              | 163                                            | -                                      | 163                |
| Rent and rates                                                | 117,166                                        | -                                      | 117,166            | 115,874                                        | -                                      | 115,874            |
| Repairs and renewals                                          | 24,046                                         | -                                      | 24,046             | 63,413                                         | -                                      | 63,413             |
| Light and heat                                                | 30,333                                         | -                                      | 30,333             | 28,468                                         | -                                      | 28,468             |
| Motor and travel                                              | 881                                            | -                                      | 881                | 939                                            | -                                      | 939                |
| Residents needs                                               | 2,894                                          | -                                      | 2,894              | 2,571                                          | -                                      | 2,571              |
| Consultancy, clinical supervision and other professional fees | 33,303                                         | 6,234                                  | 39,537             | 18,205                                         | 7,123                                  | 25,328             |
| Subscriptions and licences                                    | 1,259                                          | -                                      | 1,259              | 1,441                                          | -                                      | 1,441              |
| Cleaning materials and refuse disposal                        | 5,839                                          | -                                      | 5,839              | 3,935                                          | -                                      | 3,935              |
| Food                                                          | 2,834                                          | -                                      | 2,834              | 1,961                                          | -                                      | 1,961              |
| Special projects                                              | 4,474                                          | -                                      | 4,474              | 8,769                                          | -                                      | 8,769              |
| Insurance                                                     | 19,761                                         | -                                      | 19,761             | 18,699                                         | -                                      | 18,699             |
| Programme costs                                               | 3,595                                          | -                                      | 3,595              | 3,709                                          | -                                      | 3,709              |
| Sundry costs                                                  | 1,937                                          | -                                      | 1,937              | 1,079                                          | -                                      | 1,079              |
|                                                               | <u>679,052</u>                                 | <u>11,234</u>                          | <u>690,286</u>     | <u>652,653</u>                                 | <u>7,123</u>                           | <u>659,776</u>     |
| Share of support costs (see note 8)                           | 123,530                                        | -                                      | 123,530            | 99,830                                         | -                                      | 99,830             |
| Share of governance costs (see note 8)                        | 28,348                                         | -                                      | 28,348             | 11,757                                         | -                                      | 11,757             |
|                                                               | <u>830,930</u>                                 | <u>11,234</u>                          | <u>842,164</u>     | <u>764,240</u>                                 | <u>7,123</u>                           | <u>771,363</u>     |
| <b>Analysis by fund</b>                                       |                                                |                                        |                    |                                                |                                        |                    |
| Unrestricted funds                                            | 612,469                                        | 1,234                                  | 613,703            | 462,469                                        | 7,123                                  | 469,592            |
| Restricted funds                                              | 218,461                                        | 10,000                                 | 228,461            | 301,771                                        | -                                      | 301,771            |
|                                                               | <u>830,930</u>                                 | <u>11,234</u>                          | <u>842,164</u>     | <u>764,240</u>                                 | <u>7,123</u>                           | <u>771,363</u>     |

2022 supported housing consultancy fees includes £14,445 for counselling and £1,440 clinical supervision. 2022 A New Future Online consultancy comprises the continued costs of writing the online programme and the pilot project.

2021 supported housing consultancy fees includes £13,832 for counselling and £2,080 clinical supervision. 2021 A New Future Online consultancy comprises the initial costs of writing the online programme.

# THE NEHEMIAH PROJECT

## NOTES TO THE FINANCIAL STATEMENTS (CONTINUED)

FOR THE YEAR ENDED 31 DECEMBER 2022

### 7 Description of charitable activities

#### Supported Housing Programme

Residential supported housing services for those recovering from addiction.

#### A New Future Online

In 2021, the Charity started to create a programme which can be delivered online, either directly or through partner organisations. The programme is still at pilot stage and no material general overheads arise are applicable to this activity.

### 8 Support costs

|                                       | Support costs  | Governance costs | 2022           | 2021           |
|---------------------------------------|----------------|------------------|----------------|----------------|
|                                       | £              | £                | £              | £              |
| Staff costs                           | 69,324         | -                | 69,324         | 50,862         |
| Printing, postage and stationery      | 14,909         | -                | 14,909         | 15,334         |
| Telephone                             | 7,379          | -                | 7,379          | 6,250          |
| Staff recruitment                     | 1,617          | -                | 1,617          | 2,756          |
| HR support and professional fees      | 7,719          | -                | 7,719          | 4,617          |
| Computer expenses                     | 18,001         | -                | 18,001         | 17,009         |
| Loan interest                         | 831            | -                | 831            | 585            |
| Sundry expenses                       | 952            | -                | 952            | 1,003          |
| Training and staff subscription costs | 2,798          | -                | 2,798          | 1,414          |
| Audit fees                            | -              | 5,880            | 5,880          | 5,880          |
| Accountancy                           | -              | 2,070            | 2,070          | 2,292          |
| Legal and professional                | -              | 20,398           | 20,398         | 3,585          |
|                                       | <u>123,530</u> | <u>28,348</u>    | <u>151,878</u> | <u>111,587</u> |
| Analysed between                      |                |                  |                |                |
| Charitable activities                 | <u>123,530</u> | <u>28,348</u>    | <u>151,878</u> | <u>111,587</u> |

Support costs are allocated to charitable activities in proportion to salary costs incurred. No material support costs relate to fundraising.

Governance costs includes payments to the auditors of £5,880 including VAT (2021- £5,880) for audit fees and £2,070 including VAT (2021- £2,292) for the provision of management accounts during the year.

# THE NEHEMIAH PROJECT

## NOTES TO THE FINANCIAL STATEMENTS (CONTINUED)

FOR THE YEAR ENDED 31 DECEMBER 2022

### 9 Tangible fixed assets

|                                    | Land and<br>buildings | Leasehold<br>improvements | Fixtures,<br>fittings &<br>equipment | Computers | Total     |
|------------------------------------|-----------------------|---------------------------|--------------------------------------|-----------|-----------|
|                                    | £                     | £                         | £                                    | £         | £         |
| <b>Cost</b>                        |                       |                           |                                      |           |           |
| At 1 January 2022                  | 884,094               | 15,845                    | 158,336                              | 43,688    | 1,101,963 |
| Additions                          | -                     | -                         | -                                    | 16,920    | 16,920    |
| At 31 December 2022                | 884,094               | 15,845                    | 158,336                              | 60,608    | 1,118,883 |
| <b>Depreciation and impairment</b> |                       |                           |                                      |           |           |
| At 1 January 2022                  | -                     | 9,507                     | 148,425                              | 39,833    | 197,765   |
| Depreciation charged in the year   | -                     | 3,169                     | 5,361                                | 7,657     | 16,187    |
| At 31 December 2022                | -                     | 12,676                    | 153,786                              | 47,490    | 213,952   |
| <b>Carrying amount</b>             |                       |                           |                                      |           |           |
| At 31 December 2022                | 884,094               | 3,169                     | 4,550                                | 13,118    | 904,931   |
| At 31 December 2021                | 884,094               | 6,338                     | 9,911                                | 3,855     | 904,198   |

### 10 Debtors

|                                             | 2022    | 2021   |
|---------------------------------------------|---------|--------|
|                                             | £       | £      |
| <b>Amounts falling due within one year:</b> |         |        |
| Other debtors                               | 72,714  | 11,665 |
| Prepayments and accrued income              | 28,181  | 12,474 |
|                                             | 100,895 | 24,139 |

### 11 Creditors: amounts falling due within one year

|                                    | Notes | 2022    | 2021    |
|------------------------------------|-------|---------|---------|
|                                    |       | £       | £       |
| Bank loans                         | 13    | 9,800   | 8,333   |
| Other taxation and social security |       | 13,230  | 10,083  |
| Deferred income                    | 14    | 93,412  | 116,369 |
| Trade creditors                    |       | 42,038  | 34,153  |
| Accruals                           |       | 43,797  | 18,112  |
|                                    |       | 202,277 | 187,050 |

Accruals at 2022 includes £30,706 of rent which had yet to be invoiced at the balance sheet date.

# THE NEHEMIAH PROJECT

## NOTES TO THE FINANCIAL STATEMENTS (CONTINUED)

### FOR THE YEAR ENDED 31 DECEMBER 2022

#### 12 Creditors: amounts falling due after more than one year

|                                | Notes | 2022<br>£      | 2021<br>£      |
|--------------------------------|-------|----------------|----------------|
| Bank loans                     | 13    | 25,831         | 36,927         |
| Britland Charitable Trust loan |       | 90,000         | 90,000         |
|                                |       | <u>115,831</u> | <u>126,927</u> |

#### 13 Loans and overdrafts

|                         | 2022<br>£      | 2021<br>£      |
|-------------------------|----------------|----------------|
| Bank and trust funding  | <u>125,631</u> | <u>135,260</u> |
| Payable within one year | 9,800          | 8,333          |
| Payable after one year  | <u>115,831</u> | <u>126,927</u> |

During the 2020 year the charity repaid its Charity Bank loan with a NatWest Bounce Back loan. The loan has a fixed interest rate of 2.5% and is repayable over six years, with no interest or repayments for the first twelve months. The Bounce Back loan is unsecured.

The £90,000 Britland Trust loan is unsecured, non interest bearing and has no fixed repayment date. No amounts have been recognised in the accounts for the donation in kind of interest forgone or in respect of discounting to net present value due to no agreed schedule of repayments.

#### 14 Deferred income

|                                 | 2022<br>£     | 2021<br>£      |
|---------------------------------|---------------|----------------|
| Performance related grants      | 13,108        | 16,000         |
| Grants for a future time period | <u>80,304</u> | <u>100,369</u> |
|                                 | <u>93,412</u> | <u>116,369</u> |

All deferred income is expected to reverse within one year.

#### 15 Retirement benefit schemes

##### Defined contribution schemes

The charitable company operates a defined contribution pension scheme for all qualifying employees under an auto enrolment pension scheme. The assets of the scheme are held separately from those of the charitable company in an independently administered fund.

The charge to profit or loss in respect of defined contribution schemes was £6,701 (2021 - £7,379)

# THE NEHEMIAH PROJECT

## NOTES TO THE FINANCIAL STATEMENTS (CONTINUED)

### FOR THE YEAR ENDED 31 DECEMBER 2022

---

#### 16 Designated funds

The unrestricted income funds of the charity include the following designated funds which have been set aside out of unrestricted funds by the trustees for specific purposes:

|                          | Balance at<br>1 January 2021 | Resources<br>expended | Transfers     | Balance at<br>1 January 2022 | Resources<br>expended | Transfers     | Balance at<br>31 December<br>2022 |
|--------------------------|------------------------------|-----------------------|---------------|------------------------------|-----------------------|---------------|-----------------------------------|
|                          | £                            | £                     | £             | £                            | £                     | £             | £                                 |
| Property<br>capital fund | 761,050                      | (12,122)              | 65,270        | 814,198                      | (16,187)              | 16,920        | 814,931                           |
|                          | <u>761,050</u>               | <u>(12,122)</u>       | <u>65,270</u> | <u>814,198</u>               | <u>(16,187)</u>       | <u>16,920</u> | <u>814,931</u>                    |

Property capital fund - Income invested in the charity's residential homes, furnishings and equipment. The Britland Trust loan was made to the charity to fund the purchase of 47 Tooting Bec Gardens and has been allocated to this fund to identify where resources are used.

# THE NEHEMIAH PROJECT

## NOTES TO THE FINANCIAL STATEMENTS (CONTINUED) FOR THE YEAR ENDED 31 DECEMBER 2022

### 17 Restricted funds

The income funds of the charity include restricted funds comprising the following unexpended balances of donations and grants held on trust for specific purposes:

|                                                       | Balance at<br>1 January 2021 | Movement in funds |           |          | Balance at<br>1 January 2022 | Movement in funds |           |          | Transfers | Balance at<br>31 December<br>2022 |
|-------------------------------------------------------|------------------------------|-------------------|-----------|----------|------------------------------|-------------------|-----------|----------|-----------|-----------------------------------|
|                                                       |                              | £                 | £         | £        |                              | £                 | £         | £        |           |                                   |
| Family support programme                              | -                            | -                 | -         | -        | -                            | -                 | -         | -        | -         | -                                 |
| Salaries Fund                                         | 7,867                        | 178,179           | (186,046) | -        | -                            | 11,250            | (11,250)  | -        | -         | -                                 |
| A New Future supported housing<br>Programme expansion | -                            | 37,500            | (37,500)  | -        | -                            | 157,977           | (157,977) | -        | -         | -                                 |
| Property repairs and refurbishments                   | 11,533                       | -                 | (11,533)  | -        | -                            | 22,500            | (22,500)  | -        | -         | -                                 |
| Nehemiah Works                                        | 72,093                       | 21,444            | (41,311)  | (52,226) | -                            | -                 | -         | -        | -         | -                                 |
| IT costs                                              | -                            | 5,000             | (5,000)   | -        | -                            | 6,750             | (6,750)   | -        | -         | -                                 |
| Residents needs                                       | 48,466                       | 5,000             | (6,368)   | (13,044) | 34,054                       | -                 | (1,367)   | (16,920) | 15,767    | -                                 |
| Counselling                                           | 1,003                        | -                 | (1,003)   | -        | -                            | 3,503             | (1,775)   | -        | -         | 1,728                             |
| Online programme                                      | 13,010                       | -                 | (13,010)  | -        | -                            | 11,700            | (11,700)  | -        | -         | -                                 |
| Residents mentoring programme                         | -                            | -                 | -         | -        | -                            | 10,000            | (10,000)  | -        | -         | -                                 |
|                                                       | -                            | -                 | -         | -        | -                            | 5,142             | (5,142)   | -        | -         | -                                 |
|                                                       | 153,972                      | 247,123           | (301,771) | (65,270) | 34,054                       | 228,822           | (228,461) | (16,920) | 17,495    |                                   |



# THE NEHEMIAH PROJECT

## NOTES TO THE FINANCIAL STATEMENTS (CONTINUED)

### FOR THE YEAR ENDED 31 DECEMBER 2022

#### 19 Limited by guarantee

The charitable company's legal structure is that of a company limited by guarantee. In the event of the company winding-up each member is liable to contribute to any deficit to a maximum of £1 per member.

#### 20 Operating lease commitments

##### Lessee

The 'Move On' house and Pountney Road are rented from Sanctuary Housing Trust under a management agreement. The agreed prevailing rent is £28,774 and £12,862 respectively and requires that the Charity provide support services to the residents. No adjustment to the rent is made in these accounts for the support provided to the residents. In April 2020 a two year agreement was signed, and this was extended for a further two years in 2021. There is a one year notice period in the event either party wishes to terminate the agreement.

Fredrick Gardens was occupied from January 2019 under a five year lease with an annually reviewed rent. The agreed prevailing rent stands at £22,088 at the balance sheet date. During the year the lease was extended to terminate in September 2025. The lease does not contain a break clause and so at the year end the charity was committed to a further one year of rental charge.

98 Lodge Road was occupied from September 2020 under a 3 year three month lease terminating on 17th January 2024. During the year the lease was extended to terminate on the same date in September 2025 as Fredrick Gardens. The rent is reviewed annually and the agreed prevailing rent stands at £38,556 and at the year. The charity has also committed to redecoration of the property at the end of the lease to a maximum cost of £10,000.

The total of the above payments is £147,763

#### 21 Related party transactions

Mr R. Atwater, Mr G. Boyle and Miss J. Whitaker are all members of the Sovereign Military Hospitaller Order of St John of Jerusalem, of Rhodes and of Malta (the Order of Malta). The Nehemiah Project has received significant financial assistance from The Global Fund for Forgotten People, a fund with close ties to the Order of Malta, and the Order of Malta itself. The Trustees Report contains details of the work carried out with this funding and the income is disclosed in note 2.

During the year the charity received £8,210 (2021- £1,578) in giving from Trustees. These funds were not subject to any restrictions to activities beyond those normally undertaken by the charity.

The charity purchased trustees liability insurance as part of a combined insurance package and accordingly no cost has been attributed to governance and support costs.

None of the Trustees (or any persons connected with them) received any remuneration, travel expenses or benefits from the charitable company during the year.

##### Remuneration of key management personnel

The remuneration of key management personnel is as follows.

|                                                                            | 2022   | 2021   |
|----------------------------------------------------------------------------|--------|--------|
|                                                                            | £      | £      |
| Aggregate compensation including pension and employers' national insurance | 78,829 | 76,317 |

No financial guarantees have been given or received by related parties.

# THE NEHEMIAH PROJECT

## NOTES TO THE FINANCIAL STATEMENTS (CONTINUED)

FOR THE YEAR ENDED 31 DECEMBER 2022

### 22 Analysis of changes in net funds

|                                            | At 1 January<br>2022<br>£ | Cash flows<br>£ | At 31 December<br>2022<br>£ |
|--------------------------------------------|---------------------------|-----------------|-----------------------------|
| Cash at bank and in hand                   | 240,522                   | (58,782)        | 181,740                     |
| Loans falling due within one year          | (8,333)                   | (1,467)         | (9,800)                     |
| Loans falling due after more than one year | (36,927)                  | 11,096          | (25,831)                    |
|                                            | <u>195,262</u>            | <u>(49,153)</u> | <u>146,109</u>              |

### 23 Cash generated from operations

|                                                                   | 2022<br>£       | 2021<br>£       |
|-------------------------------------------------------------------|-----------------|-----------------|
| Surplus/(deficit) for the year                                    | 14,576          | (182,630)       |
| Adjustments for:                                                  |                 |                 |
| Investment income recognised in statement of financial activities | (30)            | (8)             |
| Depreciation and impairment of tangible fixed assets              | 16,187          | 12,122          |
| Movements in working capital:                                     |                 |                 |
| (Increase)/decrease in debtors                                    | (76,756)        | 55,383          |
| Increase/(decrease) in creditors                                  | 36,717          | (91,167)        |
| (Decrease)/increase in deferred income                            | (22,957)        | 106,369         |
| <b>Cash absorbed by operations</b>                                | <u>(32,263)</u> | <u>(99,931)</u> |

**THE NEHEMIAH PROJECT**

England & Wales - Charity number 1058536

---

# Accounts

---

Charity Registration No. 1058536

Company Registration No. 3255850 (England and Wales)

**THE NEHEMIAH PROJECT**  
**ANNUAL REPORT AND FINANCIAL STATEMENTS**  
**FOR THE YEAR ENDED 31 DECEMBER 2021**

The  **ehemiah** Project

# THE NEHEMIAH PROJECT

## CONTENTS

---

|                                   | <b>Page</b> |
|-----------------------------------|-------------|
| Trustees' report                  | 1 - 7       |
| Independent auditor's report      | 8 - 10      |
| Statement of financial activities | 11 - 12     |
| Balance sheet                     | 13          |
| Statement of cash flows           | 14          |
| Notes to the financial statements | 15 - 30     |

---

# THE NEHEMIAH PROJECT

## LEGAL AND ADMINISTRATIVE INFORMATION

---

|                          |                                                                                 |
|--------------------------|---------------------------------------------------------------------------------|
| <b>Charity number</b>    | 1058536                                                                         |
| <b>Company number</b>    | 3255850                                                                         |
| <b>Registered office</b> | 47 Tooting Bec Gardens<br>London<br>SW16 1RF                                    |
| <b>Auditor</b>           | Begbies<br>9 Bonhill Street<br>London<br>EC2A 4DJ                               |
| <b>Bankers</b>           | NatWest plc<br>NatWest Bank Plc<br>145 Clapham High Street<br>London<br>SW4 7SN |

---

# THE NEHEMIAH PROJECT

## TRUSTEES' REPORT (INCLUDING DIRECTORS' REPORT)

### FOR THE YEAR ENDED 31 DECEMBER 2021

---

The Trustees present their report and accounts for the year ended 31 December 2021.

The financial statements have been prepared in accordance with the accounting policies set out in note 1 to the financial statements and comply with the charitable company's Memorandum and Articles of Association, the Companies Act 2006 and "Accounting and Reporting by Charities: Statement of Recommended Practice applicable to charities preparing their accounts in accordance with the Financial Reporting Standard applicable in the UK and Republic of Ireland (FRS 102)" (as amended for accounting periods commencing from 1 January 2019)

#### Objectives and activities

The Nehemiah Project has over 25 years' experience of working with men with a history of addiction. Our clients are arguably some of the most marginalised and excluded individuals in society, with multiple and complex needs.

#### Vision

A centre of excellence for rehabilitating men from crime and addiction through the transformation of their lives to become fulfilled, valuable members of the community.

#### Mission

- To enable vulnerable men who are ex-offenders to break free from crime and addiction and to help them rebuild their lives
- To offer men, once released from prison, the resources to set new goals and give them hope for the future
- To assist in their reintegration into the community through the provision of supported housing immediately after release and beyond as well as the provision of rehabilitation programmes.

A key aim is to build resilience in our Residents so that when they move on they can deal with unexpected and challenging life events without resorting to old behaviours, and to provide coping strategies to avoid relapse.

The Board and all Nehemiah staff believe that anyone can change their life, and this underpins all our work. Our holistic, peer-group approach to recovery creates a safe place where men can go through the painful process of reviewing their lives and establishing a new foundation on which to build their future. We support each man to reach his potential, and we celebrate their success.

#### 2021

In the past twelve months we:

- Completed substantial refurbishment work at 47 Tooting Bec Gardens, Streatham, our freehold first-stage house and main office.
- Remained operational, supporting 48 men despite Covid-19 and ongoing restrictions.
- Commenced our volunteering programme with volunteers and Residents working together to clean up our gardens and decorate rooms in one of our move on houses.

#### 2022

Our priorities are to:

- Implement our strategy for growth and development towards the "Nehemiah Vision 100" (100 rooms by 2030).
- Fully return to our normal operations from the effects of Covid.
- Determine the location and timing of our next phase of growth.
- Continue to improve programme delivery and aftercare with the introduction of peer mentoring.
- Further develop an online programme to be offered to and delivered to other organisations.

# THE NEHEMIAH PROJECT

## TRUSTEES' REPORT (CONTINUED)(INCLUDING DIRECTORS' REPORT) FOR THE YEAR ENDED 31 DECEMBER 2021

### 1 - Overview of 2021

We achieved our 2021 objectives with the following outcomes:

- We remained operational, supporting Residents despite further Covid-19 restrictions
- Whilst our financial figures are clearly affected by Covid, throughout the period we retained our staff and service, while improving our support in a number of areas and celebrating several graduations
- The loss we suffered in 2021 was as a direct effect of Covid, beginning in February 2020 with the tailing off of funding while we continued to operate. The Trustees believe that, as a result of the challenges created by the pandemic, both years 2020 and 2021 should be considered together as a one-off historical event. If viewed in this way the Charity lost just over £20,000 in the two years.
- We completed substantial refurbishment works at 47 Tooting Bec Gardens, Streatham, our freehold house used as a first stage house and offices.
- We have continued to explore our potential to operate beyond London, seeking additional properties. This is an area that we would like to move on more quickly as we emerge from the restrictions of Covid. It remains a complex area of work for us as we seek to achieve our ambition to have 100 rooms by 2030.
- Our new volunteering programme commenced with volunteers and Residents working together to clean up our gardens and decorate rooms in one of our move on houses.

### 2 – Performance Delivery

Nehemiah has an excellent record of both reducing reoffending and reducing drug and alcohol dependency. In 2021 we endeavoured to continue to improve our services and our outcomes.

|                                                                               | 2014 | 2015 | 2016 | 2017 | 2018 | 2019 | 2020  | 2021  |
|-------------------------------------------------------------------------------|------|------|------|------|------|------|-------|-------|
| No. of Residents completing the first stage of the programme or still with us | 19   | 14   | 21   | 28   | 26   | 31   | 27    | 28    |
| No. of men worked with                                                        | 28   | 40   | 31   | 37   | 39   | 48   | 41    | 42    |
| Percentage of men remaining abstinent for one year                            | 68%  | 64%  | 74%  | 75%  | 71%  | 71%  | 52% * | 45% * |
| Residents obtaining full time employment                                      | 14   | 11   | 9    | 11   | 7    | 11   | 7     | 9     |
| Residents in work, vocational training or voluntary work                      | 12   | 19   | 10   | 8    | 20   | 14   | 21    | 10    |
| No of Residents reoffending or recalled within one year of leaving Nehemiah   | 1    | 1    | 1    | 2    | 0    | 4    | 4 **  | 4 **  |

A New Future is a rolling programme which men can join at any point and complete the twelve modules. It is a 12-week programme delivered each weekday morning at our first-stage houses, focusing on recovery and resettlement through process groups and education sessions. We encourage the participating cohort to work through issues together, sharing experiences, challenging one another and learning to resolve conflict. This has helped build resilience to increase the men's ability to cope with the day-to-day social, emotional and practical pressures.

\* We consider this decrease to be a direct result of Covid-19

\*\* All were recalls of new Residents who did not settle into Nehemiah and relapsed in the first week; we have reviewed these and we suspect that this relates to the substantial changes to the prison regime (23-hour

# THE NEHEMIAH PROJECT

## TRUSTEES' REPORT (CONTINUED)(INCLUDING DIRECTORS' REPORT) FOR THE YEAR ENDED 31 DECEMBER 2021

---

*lockups with no programmes running within prisons since March 20). As a consequence, the applicants are adjusting to this sudden change on release and this is further compounded by Nehemiah staff not being able to interview candidates in person prior to entry. Therefore, we have adjusted our entry process to try to ensure that candidates are better prepared for what Nehemiah involves, and a Meet and Greet system is helping new Residents to settle in.*

### 3 – Financial Prudence and Sustainability

Maintaining financial prudence is a key element of the success of any charity:

- We continued to build relationships with key funders, in a very challenging environment. A number of our multi-year grant funders came to an end in 2021.
- We maintained tight financial control with regular reporting to Trustees.

Covid has continued to have a negative effect on our financial position: trust income was low in the last quarter, and Housing Benefit has been lower than anticipated due to lower occupancy and retention. A major trust was inactive in 2021, and although our latest application is being considered in 2022, the effect of this came at a time where emergency Covid grants were much more limited and trusts themselves were reassessing their future strategy. In 2021 the Charity had a total income of £644,418 and a total expenditure of £827,048, showing a deficit of £182,630. Income decreased 32% from 2020, while expenditure increased by 5%, reflecting the addition of a new house, Lodge Rd, and the capital works to 47 Tooting Bec Gardens.

Designated funds include the £814,198 property capital fund, which is our investment in the freehold of the Charity's main property in Streatham. It is anticipated that these funds will remain invested in the property for the foreseeable future. Unless the property is sold or re-mortgaged, these funds are not directly accessible. However, it should be noted that the property is stated in the accounts at cost and Trustees believe that there is scope for a significant increase if compared to a current valuation.

Nehemiah's general unrestricted funds at the end of 2021 stand at £6,630, a decrease of £115,859 from 2020. Restricted funds held at the year end totalled £34,054, a decrease of £119,918 from £153,972 mostly due to fundraising in advance of the works to Tooting Bec Gardens. Total funds at the year end stood at £854,882.

Management will focus over the next two years on building these reserves back to meet the desired level of three months' operating funds.

#### Other events of note:

- In September 2021, we held a house refurbishment opening ceremony and Residents' Graduation, officiated by Terry Waite CBE
- Three Resident Graduations took place, two during lockdown, complying with Covid-19 restrictions.
- We continued to be active members of Prisons Week.
- As a Charity we continued to benefit from the Lloyds Enhance programme.

#### Reserves Policy

The majority of our funding for operational costs comes from grants and donations, for which we are grateful. Budgeting for these is difficult as it depends on unpredictable timescales. For liquidity purposes, the Trustees would like to attain £245,000 cash reserves (three months' operating costs), which will be made up of restricted and unrestricted funds. The Charity has a strategy to continue to build its reserves as and when that becomes possible.

#### Strategic Overview

In 2022, with the support from our partners, our aim is to continue to implement our strategy for growth and development towards "Nehemiah Vision 100". This will be achieved by identifying our first out-of-London first-stage and second-stage properties. The needs of the men coming to Nehemiah are complex, and we wish to continue to offer an improved programme with a variety of services to give them the best recovery for themselves, their families and the wider community.

# THE NEHEMIAH PROJECT

## TRUSTEES' REPORT (CONTINUED)(INCLUDING DIRECTORS' REPORT) FOR THE YEAR ENDED 31 DECEMBER 2021

---

### 1 – Growth – enhance our housing provision

**Nehemiah's growth strategy has been to seek to add one new house per year.** Our immediate focus in 2022 is to identify premises in Suffolk or North Kent, building on relationships developed during 2021, where there is a demand for our service close to a cluster of releasing prisons.

**2 - Nehemiah has an excellent record of both reducing reoffending and reducing drug and alcohol dependency with our five-year average abstinence rate of 69% since 2000, however in 2021-22 this has decreased to just under 50% due to the effects of the pandemic.**

In 2022, we intend to continue to improve our services and the outcomes we deliver. To achieve this, we will:

- Continue to offer Family Support to those Residents who need to reconnect with their families, and to establish an external support group to offer to family members.
- Further develop our relationships within releasing prisons to make sure that Nehemiah is clearly 'signposted' to those who may benefit.
- Provide all Residents with an opportunity to secure meaningful employment or training through the 'Nehemiah Works' employment and training support.
- Implement a new peer mentoring programme through which former Nehemiah Residents support new Residents, especially at evenings and weekends.
- Implement an online recovery programme accessible to other partner organisations.
- Continue to develop a programme for staff wellbeing that will create resilience and effectiveness in our staff, resulting in a positive, rewarding, and creative work environment.
- Continue to update the IT infrastructure and equipment, including new Residents and Fundraising databases
- Integrate into our work the results of independent research based on our programme and outcomes.

### 3 - Financial Prudence and Sustainability

The aim of our growth is to increase the number of men we help annually, and to enhance our sector influence. At the same time we wish to ensure the Charity remains financially sound while recognising the need for continued external funding. Maintaining financial prudence and developing sustainability is a key element of the success of Nehemiah. To achieve this in 2022 we will:

- Closely monitor the achievement of our quarterly revenue and expenditure targets to sustain our growth.
- Fully implement Donorfy, our new CRM (Customer Relationship Management) database in order to steward our donors more effectively and improve our communications.
- Continue to collaborate with The British Association of the Sovereign Order of Malta to achieve our joint objectives.
- Build longer-term relationships with core funders, as well as recognising the contribution of our individual donors.
- Continue to raise the profile of Nehemiah through a variety of communication channels with a view to recruiting further supporters.

### 4 - Develop and initiate planning to implement "Nehemiah Vision 100" Where we wish to go

- Continue to develop 'Vision 100' which seeks to offer 100 bed spaces by no later than 2030.
- Ensure that we maintain the ethos of Nehemiah in each of our properties.
- When we reach that target, we will be helping a possible 300 residents every year and we believe that growth beyond that is possible.
- We seek to increase our reach by refining 'remote' delivery of our course in partnership with others who provide accommodation.
- What gives us the confidence to attempt this?
  - We have a stable platform which has withstood the ravages of the pandemic, lockdown and social distancing.
  - 'A New Future' produces a high proportion of positive outcomes (independently assessed and evaluated).
  - Our product is replicable and is cost-effective (it costs c.£10k per successful graduate compared with the cost of keeping someone in prison of £45k per person p.a.)

# THE NEHEMIAH PROJECT

## TRUSTEES' REPORT (CONTINUED)(INCLUDING DIRECTORS' REPORT) FOR THE YEAR ENDED 31 DECEMBER 2021

---

- We have an experienced management team supported by a board with wide and relevant experience.
- We are encouraged and supported by the British Association of the Sovereign Order of Malta.
  
- Our priorities in implementing Nehemiah Vision 100:
  - New houses in the London area and in new areas outside London.
  - Building strong relationships with local prisons.
  - Acquire at least one freehold property to add to our portfolio.
  - Identify supporters and funders in those new areas.
  - Connect with individuals who will promote us in our target areas.
  - Access to local referral organisations, local officials, community leaders, churches and charities who are willing to help us at national, regional and local level.

### **Nehemiah's approach to fundraising**

Our supporters are key to everything we do. Each year they enable us to help vulnerable men recover their lives. We are committed to being fully transparent and accountable about how their gifts are used.

Our fundraising costs are kept to a minimum, with 9% of revenue being spent on the cost of raising funds. All fundraising is done in-house with no third-party involvement.

We are members of the Fundraising Regulator and as members we follow the Code of Fundraising Practice and the policy of dealing with vulnerable people.

In the financial year ending 31 December 2021 we did not receive any complaints about our fundraising.

We keep up to date on changing regulation and ensure we comply with it by changing processes where necessary.

### **Structure, governance and management**

The Nehemiah Project is a Company Limited by Guarantee, governed by its Memorandum as amended and adopted by Special Resolution in 2009, and Articles of Association dated 4th September 2019. The new Articles adopted in 2019 were drafted to streamline the procedural running of the Charity, but had no effect on the Charity's existing objects or purpose. The Nehemiah Project is a registered Charity with the Charity Commission of England and Wales. In the event of winding up, members' liabilities are limited to £1 each.

The Trustees, who are the Directors for the purposes of company law, and who served during the year were:

Mr. T. B. Aikens  
Mr. W. Ansell  
Mr. R. M. Atwater  
Mr. G. S. Boyle

Mrs. K. P. Hunter Johnston  
Mr. A. T. R. Nell (Chair)  
Mr. A. P. Watson  
Miss J. S. Whitaker

Trustees are appointed by resolution of the existing Trustees. Most new Trustees will be familiar with the practical work of Nehemiah and all Trustees attend information events to keep up-to-date. New Trustees receive all relevant information relating to Nehemiah, and undergo a thorough induction covering decision-making processes, key employees and future plans and objectives. They are also advised of their legal obligations as Trustees.

The Trustees meet quarterly and ad hoc as events dictate. Since March 23rd 2020 the Board has met electronically on a monthly basis due to Covid-19. Trustees have continued to receive regular financial reports and updates on Nehemiah's activities and fundraising despite the move to primarily electronic operation. The Board of Trustees is responsible for the overall legal, financial and strategic direction and development of Nehemiah.

# THE NEHEMIAH PROJECT

## TRUSTEES' REPORT (CONTINUED)(INCLUDING DIRECTORS' REPORT) FOR THE YEAR ENDED 31 DECEMBER 2021

---

### Public Benefit

The Trustees consider that they have complied with the duty to have due regard to public benefit guidance published by the Charity Commission.

### Management Team

- Dr J. Patience, Chief Executive Officer
- Mrs L. Ravenscroft, Development Director
- Mrs L. Hawthorne, Operations Director
- Miss A. Sissuh, Supported Housing Manager

Day-to-day management, including finance, HR and operations, is the responsibility of the CEO. He is supported by the other members of the management team, who have been meeting weekly during 2021, and who take responsibility for the assets of Nehemiah, supported housing and fundraising. The Board of Trustees is responsible for setting the remuneration of the employees including the CEO.

### Risks

The Trustees review Nehemiah's main risks quarterly. They are responsible for approving and then overseeing the implementation of any changes to procedures, training or other actions to mitigate the risks Nehemiah faces. All areas are RAG rated, with high priority areas separately highlighted and reported.

A Risk Register is maintained and presented at each Directors' Meeting. Two risks were identified as High between February 2021 and December 2021; both of these were direct result of Covid-19:

- **Predicted financial shortfall in 2021 due to the effects of Covid-19 on the funding environment.** An immediate review of the 2021 budget was undertaken, expenditure was cut, and fundraising and Housing Benefit revenue revised downwards to account for the changing level of activity in the fundraising environment and lockdown restrictions on the admission of new Residents. This enabled the Charity to manage cash flow better during the crisis.
- **That we may be unable to fill the properties due to Covid-19.** As a result of Covid-19 virtually all programmes and support activities within prisons ceased over the last two years and as such men were not prepared for release and had not completed any recovery programmes. We responded to this in a number of ways in refocussing our support and actively targeting potential referrers.

All other risks were assessed to be of medium or low severity.

### Relationship with other charities

Two of the Charity's move-on homes, The Chase and Pountney Road, both in South London, are owned by Sanctuary Housing. Since 2013 Nehemiah has been Managing Agent for these properties. As such the Residents are Sanctuary Housing Licensees, managed by Nehemiah. The Charity's fourth and fifth houses, 1-3 Frederick Gardens and 98 Lodge Road, Croydon, are owned by Croydon Churches Housing Association (CCHA). The Charity has signed a five-year lease with CCHA for these properties terminating in January 2024. This has enabled Nehemiah to support a greater number of vulnerable adults recovering from drug/alcohol addiction.

# THE NEHEMIAH PROJECT

## TRUSTEES' REPORT (CONTINUED)(INCLUDING DIRECTORS' REPORT) FOR THE YEAR ENDED 31 DECEMBER 2021

---

### Statement of Trustees' responsibilities

The Trustees, who are also the directors of The Nehemiah Project for the purpose of company law, are responsible for preparing the Trustees' Report and the financial statements in accordance with applicable law and United Kingdom Accounting Standards (United Kingdom Generally Accepted Accounting Practice).

Company Law requires the Trustees to prepare financial statements for each financial year which give a true and fair view of the state of affairs of the Charitable Company and of the incoming resources and application of resources, including the income and expenditure, of the Charitable Company for that year.

In preparing these financial statements, the Trustees are required to:

- select suitable accounting policies and then apply them consistently;
- observe the methods and principles in the Charities SORP;
- make judgements and estimates that are reasonable and prudent; and
- prepare the financial statements on the going concern basis unless it is inappropriate to presume that the charitable company will continue in operation.

The Trustees are responsible for keeping adequate accounting records that disclose with reasonable accuracy at any time the financial position of the Charitable Company and enable them to ensure that the financial statements comply with the Companies Act 2006. They are also responsible for safeguarding the assets of the Charitable Company and hence for taking reasonable steps for the prevention and detection of fraud and other irregularities.


### Auditor

In accordance with Nehemiah's Articles, Trustees will appoint suitably-qualified Auditors.

### Disclosure of information to auditor

Each of the Trustees has confirmed that there is no information of which they are aware which is relevant to the audit, but of which the auditor is unaware. They have further confirmed that they have taken appropriate steps to identify such relevant information and to establish that the auditor is aware of such information.

The Trustees' report was approved by the Board of Trustees.



.....  
Mr A. T. R. Nell (Chairman)

Trustee

Dated: 30/06/2022  
.....

# THE NEHEMIAH PROJECT

## INDEPENDENT AUDITOR'S REPORT

### TO THE TRUSTEES OF THE NEHEMIAH PROJECT

---

#### **Opinion**

We have audited the financial statements of The Nehemiah Project (the 'charitable company') for the year ended 31 December 2021 which comprise the statement of financial activities, the balance sheet, the statement of cash flows and the notes to the financial statements, including significant accounting policies. The financial reporting framework that has been applied in their preparation is applicable law and United Kingdom Accounting Standards, including FRS 102 "The Financial Reporting Standard applicable in the UK and Republic of Ireland" (United Kingdom Generally Accepted Accounting Practice).

In our opinion, the financial statements:

- give a true and fair view of the state of the charitable company's affairs as at 31 December 2021 and of its incoming resources and application of resources, for the year then ended;
- have been properly prepared in accordance with United Kingdom Generally Accepted Accounting Practice; and
- have been prepared in accordance with the requirements of the Companies Act 2006.

#### **Basis for opinion**

We conducted our audit in accordance with International Standards on Auditing (UK) (ISAs (UK)) and applicable law. Our responsibilities under those standards are further described in the Auditor's responsibilities for the audit of the accounts section of our report. We are independent of the charitable company in accordance with the ethical requirements that are relevant to our audit of the accounts in the UK, including the FRC's Ethical Standard, and we have fulfilled our other ethical responsibilities in accordance with these requirements. We believe that the audit evidence we have obtained is sufficient and appropriate to provide a basis for our opinion.

#### **Conclusions relating to going concern**

In auditing the financial statements, we have concluded that the Trustees' use of the going concern basis of accounting in the preparation of the financial statements is appropriate.

Based on the work we have performed, we have not identified any material uncertainties relating to events or conditions that, individually or collectively, may cast significant doubt on the charitable company's ability to continue as a going concern for a period of at least twelve months from when the financial statements are authorised for issue.

Our responsibilities and the responsibilities of the Trustees with respect to going concern are described in the relevant sections of this report.

#### **Other information**

The other information comprises the information included in the annual report other than the financial statements and our auditor's report thereon. The Trustees are responsible for the other information contained within the annual report. Our opinion on the financial statements does not cover the other information and, except to the extent otherwise explicitly stated in our report, we do not express any form of assurance conclusion thereon. Our responsibility is to read the other information and, in doing so, consider whether the other information is materially inconsistent with the financial statements or our knowledge obtained in the course of the audit, or otherwise appears to be materially misstated. If we identify such material inconsistencies or apparent material misstatements, we are required to determine whether this gives rise to a material misstatement in the financial statements themselves. If, based on the work we have performed, we conclude that there is a material misstatement of this other information, we are required to report that fact.

We have nothing to report in this regard.

# THE NEHEMIAH PROJECT

## INDEPENDENT AUDITOR'S REPORT (CONTINUED) TO THE TRUSTEES OF THE NEHEMIAH PROJECT

---

### **Opinions on other matters prescribed by the Companies Act 2006**

In our opinion, based on the work undertaken in the course of our audit:

- the information given in the Trustees' report, which includes the directors' report prepared for the purposes of company law, for the financial year for which the financial statements are prepared is consistent with the financial statements; and
- the directors' report included within the Trustees' report has been prepared in accordance with applicable legal requirements.

### **Matters on which we are required to report by exception**

In the light of the knowledge and understanding of the charitable company and its environment obtained in the course of the audit, we have not identified material misstatements in the directors' report included within the Trustees' report.

We have nothing to report in respect of the following matters in relation to which the Companies Act 2006 requires us to report to you if, in our opinion:

- adequate accounting records have not been kept, or returns adequate for our audit have not been received from branches not visited by us; or
- the financial statements are not in agreement with the accounting records and returns; or
- certain disclosures of trustees' remuneration specified by law are not made; or
- we have not received all the information and explanations we require for our audit; or
- the Trustees were not entitled to prepare the financial statements in accordance with the small companies regime and take advantage of the small companies' exemptions in preparing the Trustees' report and from the requirement to prepare a strategic report.

### **Responsibilities of Trustees**

As explained more fully in the statement of Trustees' responsibilities, the Trustees, who are also the directors of the charitable company for the purpose of company law, are responsible for the preparation of the financial statements and for being satisfied that they give a true and fair view, and for such internal control as the Trustees determine is necessary to enable the preparation of financial statements that are free from material misstatement, whether due to fraud or error. In preparing the financial statements, the Trustees are responsible for assessing the charitable company's ability to continue as a going concern, disclosing, as applicable, matters related to going concern and using the going concern basis of accounting unless the Trustees either intend to liquidate the charitable company or to cease operations, or have no realistic alternative but to do so.

### **Auditor's responsibilities for the audit of the financial statements**

Our objectives are to obtain reasonable assurance about whether the financial statements as a whole are free from material misstatement, whether due to fraud or error, and to issue an auditor's report that includes our opinion. Reasonable assurance is a high level of assurance but is not a guarantee that an audit conducted in accordance with ISAs (UK) will always detect a material misstatement when it exists. Misstatements can arise from fraud or error and are considered material if, individually or in the aggregate, they could reasonably be expected to influence the economic decisions of users taken on the basis of these financial statements.

# THE NEHEMIAH PROJECT

## INDEPENDENT AUDITOR'S REPORT (CONTINUED) TO THE TRUSTEES OF THE NEHEMIAH PROJECT

---

### **Extent to which the audit was capable of detecting irregularities, including fraud**

Irregularities, including fraud, are instances of non-compliance with laws and regulations. We design procedures in line with our responsibilities, outlined above, to detect material misstatements in respect of irregularities, including fraud. The extent to which our procedures are capable of detecting irregularities, including fraud is detailed below:

- Agreement of the financial statement disclosures to underlying supporting documentation to assess compliance with those laws and regulations having an impact on the financial statements and disclosure requirements. In particular, Accounting and Reporting by Charities: Statement of Recommended Practice;
- Enquiries and confirmation of management and the trustees as to their identification of any non-compliance with laws or regulations, or any actual or potential claims;
- Review of minutes of the Board meetings during the period;
- incorporating unpredictability into the nature, timing and/or extent of testing.
- Evaluation of the selection and application of the accounting policies chosen by the charity.
- In relation to the risk of management override of internal controls, by undertaking procedures to review journal entries and evaluating whether there was evidence of bias that represented a risk of material misstatement due to fraud; and
- We assessed the susceptibility of the charity's financial statements to material misstatement, including how fraud might occur by considering the key risks impacting the financial statements.

Our audit procedures were designed to respond to risks of material misstatement in the financial statements, recognising that the risk of not detecting a material misstatement due to fraud is higher than the risk of not detecting one resulting from error, as fraud may involve deliberate concealment by, for example, forgery, misrepresentations or through collusion.

There are inherent limitations in the audit procedures performed and the further removed non-compliance with laws and regulations is from the events and transactions reflected in the financial statements, the less likely we are to become aware of it.

A further description of our responsibilities for the audit of the financial statements is located on the Financial Reporting Council's website at: <http://www.frc.org.uk/auditorsresponsibilities>. This description forms part of our auditor's report.

### **Use of our report**

This report is made solely to the company's members, as a body, in accordance with section 391 of the Companies Act 2014. Our audit work has been undertaken so that we might state to the company's members those matters we are required to state to them in an auditor's report and for no other purpose. To the fullest extent permitted by law, we do not accept or assume responsibility to anyone other than the company and the company's members, as a body, for our audit work, for this report, or for the opinions we have formed.



**Katherine Dee FCA (Senior Statutory Auditor)**  
for and on behalf of Begbies

08/07/22  
.....

**Chartered Accountants**  
**Statutory Auditor**

9 Bonhill Street  
London  
EC2A 4DJ

# THE NEHEMIAH PROJECT

## STATEMENT OF FINANCIAL ACTIVITIES INCLUDING INCOME AND EXPENDITURE ACCOUNT

FOR THE YEAR ENDED 31 DECEMBER 2021

### Current financial year

|                                                                         | Notes | Unrestricted<br>funds<br>2021<br>£ | Restricted<br>funds<br>2021<br>£ | Total<br>2021<br>£ | Total<br>2020<br>£ |
|-------------------------------------------------------------------------|-------|------------------------------------|----------------------------------|--------------------|--------------------|
| <b><u>Income from:</u></b>                                              |       |                                    |                                  |                    |                    |
| Donations and legacies                                                  | 2     | 120,409                            | 247,123                          | 367,532            | 657,224            |
| Charitable activities                                                   | 3     | 276,878                            | -                                | 276,878            | 292,204            |
| Investments- bank interest                                              |       | 8                                  | -                                | 8                  | 88                 |
| <b>Total income</b>                                                     |       | <b>397,295</b>                     | <b>247,123</b>                   | <b>644,418</b>     | <b>949,516</b>     |
| <b><u>Expenditure on:</u></b>                                           |       |                                    |                                  |                    |                    |
| Raising funds                                                           | 4     | 55,685                             | -                                | 55,685             | 51,976             |
| <br><u>Charitable activities</u>                                        |       |                                    |                                  |                    |                    |
| Supported Housing Programme                                             | 6     | 462,469                            | 301,771                          | 764,240            | 734,817            |
| A New Future Online                                                     | 6     | 7,123                              | -                                | 7,123              | -                  |
| <b>Total charitable expenditure</b>                                     |       | <b>469,592</b>                     | <b>301,771</b>                   | <b>771,363</b>     | <b>734,817</b>     |
| <b>Total resources expended</b>                                         |       | <b>525,277</b>                     | <b>301,771</b>                   | <b>827,048</b>     | <b>786,793</b>     |
| <b>Net (outgoing)/incoming resources before transfers</b>               |       | <b>(127,982)</b>                   | <b>(54,648)</b>                  | <b>(182,630)</b>   | <b>162,723</b>     |
| Gross transfers between funds                                           |       | 65,270                             | (65,270)                         | -                  | -                  |
| <b>Net (expenditure)/income for the year/<br/>Net movement in funds</b> |       | <b>(62,712)</b>                    | <b>(119,918)</b>                 | <b>(182,630)</b>   | <b>162,723</b>     |
| Fund balances at 1 January 2021                                         |       | 883,540                            | 153,972                          | 1,037,512          | 874,788            |
| <b>Fund balances at 31 December 2021</b>                                |       | <b>820,828</b>                     | <b>34,054</b>                    | <b>854,882</b>     | <b>1,037,511</b>   |

The statement of financial activities includes all gains and losses recognised in the year.

All income and expenditure derive from continuing activities.

The statement of financial activities also complies with the requirements for an income and expenditure account under the Companies Act 2006.

# THE NEHEMIAH PROJECT

## STATEMENT OF FINANCIAL ACTIVITIES (CONTINUED) INCLUDING INCOME AND EXPENDITURE ACCOUNT

FOR THE YEAR ENDED 31 DECEMBER 2021

Prior financial year

|                                                                         | Notes | Unrestricted<br>funds<br>2020<br>£ | Restricted<br>funds<br>2020<br>£ | Total<br>2020<br>£ |
|-------------------------------------------------------------------------|-------|------------------------------------|----------------------------------|--------------------|
| <b><u>Income from:</u></b>                                              |       |                                    |                                  |                    |
| Donations and legacies                                                  | 2     | 154,741                            | 502,483                          | 657,224            |
| Charitable activities                                                   | 3     | 292,204                            | -                                | 292,204            |
| Investments                                                             |       | 88                                 | -                                | 88                 |
| <b>Total income</b>                                                     |       | <b>447,033</b>                     | <b>502,483</b>                   | <b>949,516</b>     |
| <b><u>Expenditure on:</u></b>                                           |       |                                    |                                  |                    |
| Raising funds                                                           | 4     | 51,976                             | -                                | 51,976             |
| <br><u>Charitable activities</u>                                        |       |                                    |                                  |                    |
| Supported Housing Programme                                             | 6     | 330,082                            | 404,735                          | 734,817            |
| <b>Total charitable expenditure</b>                                     |       | <b>330,082</b>                     | <b>404,735</b>                   | <b>734,817</b>     |
| <b>Total resources expended</b>                                         |       | <b>382,058</b>                     | <b>404,735</b>                   | <b>786,793</b>     |
| Gross transfers between funds                                           |       | 12,209                             | (12,209)                         | -                  |
| <b>Net (expenditure)/income for the year/<br/>Net movement in funds</b> |       | <b>77,184</b>                      | <b>85,539</b>                    | <b>162,723</b>     |
| Fund balances at 1 January 2021                                         |       | 806,355                            | 68,433                           | 874,788            |
| <b>Fund balances at 31 December 2021</b>                                |       | <b>883,539</b>                     | <b>153,972</b>                   | <b>1,037,511</b>   |

The statement of financial activities includes all gains and losses recognised in the year.

All income and expenditure derive from continuing activities.

The statement of financial activities also complies with the requirements for an income and expenditure account under the Companies Act 2006.

# THE NEHEMIAH PROJECT


## BALANCE SHEET

AS AT 31 DECEMBER 2021

|                                                                | Notes | 2021             |                | 2020             |                  |
|----------------------------------------------------------------|-------|------------------|----------------|------------------|------------------|
|                                                                |       | £                | £              | £                | £                |
| <b>Fixed assets</b>                                            |       |                  |                |                  |                  |
| Tangible assets                                                | 9     |                  | 904,198        |                  | 851,050          |
| <b>Current assets</b>                                          |       |                  |                |                  |                  |
| Debtors                                                        | 10    | 24,139           |                | 79,522           |                  |
| Cash at bank and in hand                                       |       | 240,522          |                | 410,454          |                  |
|                                                                |       | <u>264,661</u>   |                | <u>489,976</u>   |                  |
| <b>Creditors: amounts falling due within one year</b>          | 11    | <u>(187,050)</u> |                | <u>(167,682)</u> |                  |
| Net current assets                                             |       |                  | 77,611         |                  | 322,294          |
| <b>Total assets less current liabilities</b>                   |       |                  | <u>981,809</u> |                  | <u>1,173,344</u> |
| <b>Creditors: amounts falling due after more than one year</b> | 12    |                  | (126,927)      |                  | (135,833)        |
| <b>Net assets</b>                                              |       |                  | <u>854,882</u> |                  | <u>1,037,511</u> |
| <b>Income funds</b>                                            |       |                  |                |                  |                  |
| Restricted funds                                               | 17    |                  | 34,054         |                  | 153,972          |
| <u>Unrestricted funds</u>                                      |       |                  |                |                  |                  |
| Designated funds                                               | 16    | 814,198          |                | 761,050          |                  |
| General unrestricted funds                                     |       | 6,630            |                | 122,489          |                  |
|                                                                |       | <u>820,828</u>   |                | <u>883,539</u>   |                  |
|                                                                |       |                  | <u>854,882</u> |                  | <u>1,037,511</u> |

These financial statements have been prepared in accordance with the provisions applicable to companies subject to the small companies regime.

The accounts were approved by the Trustees on 30/06/2022.....



Mr A. T. R. Nell  
Trustee

Company Registration No. 3255850

# THE NEHEMIAH PROJECT

## STATEMENT OF CASH FLOWS

FOR THE YEAR ENDED 31 DECEMBER 2021

---

|                                                               | Notes | 2021<br>£ | £           | 2020<br>£ | £           |
|---------------------------------------------------------------|-------|-----------|-------------|-----------|-------------|
| <b>Cash flows from operating activities</b>                   |       |           |             |           |             |
| Cash (absorbed by)/generated from operations                  | 23    |           | (99,931)    |           | 179,483     |
| <b>Investing activities</b>                                   |       |           |             |           |             |
| Purchase of tangible fixed assets                             |       | (65,270)  |             | (12,209)  |             |
| Interest received                                             |       | 8         |             | 88        |             |
|                                                               |       | <hr/>     |             | <hr/>     |             |
| <b>Net cash used in investing activities</b>                  |       |           | (65,262)    |           | (12,121)    |
| <b>Financing activities</b>                                   |       |           |             |           |             |
| Proceeds of new bank loans                                    |       | -         |             | 50,000    |             |
| Repayment of bank loans                                       |       | (4,739)   |             | (47,904)  |             |
|                                                               |       | <hr/>     |             | <hr/>     |             |
| <b>Net cash (used in)/generated from financing activities</b> |       |           | (4,739)     |           | 2,096       |
|                                                               |       |           | <hr/>       |           | <hr/>       |
| <b>Net (decrease)/increase in cash and cash equivalents</b>   |       |           | (169,932)   |           | 169,458     |
| Cash and cash equivalents at beginning of year                |       |           | 410,454     |           | 240,996     |
|                                                               |       |           | <hr/>       |           | <hr/>       |
| <b>Cash and cash equivalents at end of year</b>               |       |           | 240,522     |           | 410,454     |
|                                                               |       |           | <hr/> <hr/> |           | <hr/> <hr/> |

# THE NEHEMIAH PROJECT

## NOTES TO THE FINANCIAL STATEMENTS FOR THE YEAR ENDED 31 DECEMBER 2021

---

### 1 Accounting policies

#### Charity information

The Nehemiah Project is a private company limited by guarantee incorporated in England and Wales. The registered office is 47 Tooting Bec Gardens, London, SW16 1RF.

#### 1.1 Accounting convention

The financial statements have been prepared in accordance with the charitable company's Memorandum and Articles of Association, the Companies Act 2006 and "Accounting and Reporting by Charities: Statement of Recommended Practice applicable to charities preparing their accounts in accordance with the Financial Reporting Standard applicable in the UK and Republic of Ireland (FRS 102) (effective 1 January 2019)". The charitable company is a Public Benefit Entity as defined by FRS 102.

The financial statements are prepared in sterling, which is the functional currency of the charitable company. Monetary amounts in these financial statements are rounded to the nearest £.

The financial statements have been prepared under the historical cost convention. The principal accounting policies adopted are set out below.

#### 1.2 Going concern

At the time of approving the accounts, the Trustees have a reasonable expectation that the charitable company has adequate resources to continue in operational existence for the next 12 months. Thus the Trustees' continue to adopt the going concern basis of accounting in preparing the accounts.

The free reserves of the charity are very low. However the charity has cash available to meet day to day activities due to the structure of long term borrowing. The charity also owns the freehold premises at 47 Tooting Bec Gardens which is stated in these accounts at cost. The trustees are of the opinion that were the charity in need of funds, further borrowing could be secured in the short term or the property could be sold.

#### 1.3 Charitable funds

Unrestricted funds are available for use at the discretion of the Trustees in furtherance of their charitable objectives.

Designated funds are a category of unrestricted fund set aside by the trustees for a specific purpose. The designated funds of The Nehemiah Project reflect the funds invested in the fixed assets of the charity and not available for day to day use, and the funds set aside by the trustees as detailed in the reserves policy.

Restricted funds are subject to specific conditions by donors as to how they may be used. The purposes and uses of the restricted funds are set out in the notes to the financial statements.

#### 1.4 Incoming resources

Income is recognised when the charitable company is legally entitled to it after any performance conditions have been met, the amounts can be measured reliably, and it is probable that income will be received.

Cash donations are recognised on receipt. Other donations are recognised once the charitable company has been notified of the donation, unless performance conditions require deferral of the amount. Income tax recoverable in relation to donations received under Gift Aid or deeds of covenant is recognised at the time of the donation.

Legacies are recognised on receipt or otherwise if the charitable company has been notified of an impending distribution, the amount is known, and receipt is expected. If the amount is not known, the legacy is treated as a contingent asset.

# THE NEHEMIAH PROJECT

## NOTES TO THE FINANCIAL STATEMENTS (CONTINUED)

### FOR THE YEAR ENDED 31 DECEMBER 2021

---

#### 1 Accounting policies

(Continued)

Grants are recognised at the point when the charity is notified of the grant and the charity is entitled to the income. Grants shown as donations are only deferred if they relate to a specific future time period as identified by the donor or the charity has received the income, but there is no entitlement to spend the funds at the year end. If the charity is not entitled to the funds without first meeting criteria which are yet to be met at the year end, and the funds have not been received, the funds will not be recognised in the accounts.

Grants are recognised as restricted if they are donated for a purpose more restrictive than the ongoing activities of the charity.

Grants are recognised as unrestricted if the donor either does not state any restriction on use or the restriction is to use funds for the supported housing project, as this is the only activity undertaken by the charity.

Grants that are received for the general operation of the charity, rather than on the basis of a contract for services or for meeting a specified level of services, the grant is shown as a donation.

Were a grant to be received with performance conditions it would be shown as income from charitable activities and would be deferred to the extent the charity has yet to fulfil the performance obligations.

Housing benefits and other rental contributions are accounted for when receivable.

Income from fundraising activities includes ticket sales, receipts from charity auctions and other income which is earned in the course of events run by the charity. Sponsorships for marathons, fun runs and other events are shown in donations as these are in effect gifts.

Income from events is included in the year in which the event has taken place.

#### 1.5 Resources expended

Liabilities for costs are recognised in the statement of financial activities as they are incurred.

The charity has two charitable activities, being the operation of a supported housing programme and A New Future Online. The administrative activities are run from one of the supported housing buildings which is owned by the charity, and accordingly there is little general overhead cost.

The costs of fundraising activities and reporting to funders are separately identifiable and directly allocated.

General office costs are all allocated to the supported housing activity due to the immaterial size of those attributable to fundraising and online activities.

#### 1.6 Tangible fixed assets

Tangible fixed assets costing over £500 are initially measured at cost and subsequently measured at cost, net of depreciation and any impairment losses.

Depreciation is recognised so as to write off the cost or valuation of assets less their residual values over their useful lives on the following bases:

|                                |                            |
|--------------------------------|----------------------------|
| Land and buildings             | Nil                        |
| Leasehold improvements         | Over the life of the lease |
| Fixtures, fittings & equipment | 25% straight line          |
| Computers                      | 33% straight line          |

# THE NEHEMIAH PROJECT

## NOTES TO THE FINANCIAL STATEMENTS (CONTINUED)

### FOR THE YEAR ENDED 31 DECEMBER 2021

---

#### 1 Accounting policies

(Continued)

Freehold land and buildings, representing one of the supported housing homes, is not depreciated as the trustees consider the residual value to be higher than carrying value. The land and property is stated at cost and at the year end the open market value was considered to exceed the carrying value. The value of the home is reviewed annually for impairment.

The gain or loss arising on the disposal of an asset is determined as the difference between the sale proceeds and the carrying value of the asset, and is recognised in net income/(expenditure) for the year.

#### 1.7 Impairment of fixed assets

At each reporting end date, the charitable company reviews the carrying amounts of its tangible and intangible assets to determine whether there is any indication that those assets have suffered an impairment loss. If any such indication exists, the recoverable amount of the asset is estimated in order to determine the extent of the impairment loss (if any).

#### 1.8 Cash and cash equivalents

Cash and cash equivalents include cash in hand, deposits held at call with banks, other short-term liquid investments with original maturities of three months or less, and bank overdrafts. Bank overdrafts are shown within borrowings in current liabilities.

#### 1.9 Financial instruments

The charitable company has elected to apply the provisions of Section 11 'Basic Financial Instruments' and Section 12 'Other Financial Instruments Issues' of FRS 102 to all of its financial instruments.

Financial instruments are recognised in the charitable company's balance sheet when the charitable company becomes party to the contractual provisions of the instrument.

Financial assets and liabilities are offset, with the net amounts presented in the financial statements, when there is a legally enforceable right to set off the recognised amounts and there is an intention to settle on a net basis or to realise the asset and settle the liability simultaneously.

#### **Basic financial assets**

Basic financial assets, which include debtors and cash and bank balances, are initially measured at transaction price including transaction costs and are subsequently carried at amortised cost using the effective interest method. Financial assets classified as receivable within one year are not amortised.

#### **Basic financial liabilities**

Basic financial liabilities, including creditors and bank loans are initially recognised at transaction price. Financial liabilities classified as payable within one year are not amortised.

Trade creditors are obligations to pay for goods or services that have been acquired in the ordinary course of operations from suppliers. Amounts payable are classified as current liabilities if payment is due within one year or less. If not, they are presented as non-current liabilities. Trade creditors are recognised initially at transaction price and subsequently measured at amortised cost using the effective interest method.

#### **Derecognition of financial liabilities**

Financial liabilities are derecognised when the charitable company's contractual obligations expire or are discharged or cancelled.

# THE NEHEMIAH PROJECT

## NOTES TO THE FINANCIAL STATEMENTS (CONTINUED) FOR THE YEAR ENDED 31 DECEMBER 2021

### 1 Accounting policies

(Continued)

#### 1.10 Employee benefits

The cost of any unused holiday entitlement is recognised in the period in which the employee's services are received.

Termination benefits are recognised immediately as an expense when the charitable company is demonstrably committed to terminate the employment of an employee or to provide termination benefits.

#### 1.11 Retirement benefits

Payments to defined contribution retirement benefit schemes are charged as an expense as they fall due.

### 2 Donations and legacies

|                                   | Total          | Total          |
|-----------------------------------|----------------|----------------|
|                                   | 2021           | 2020           |
|                                   | £              | £              |
| Donations and gifts               | 44,341         | 43,058         |
| Grants towards ongoing operations | 428,777        | 609,633        |
| Less: deferred income             | (106,369)      | (10,000)       |
| Other                             | 783            | 14,533         |
|                                   | <u>367,532</u> | <u>657,224</u> |

Note 21 contains details of donations by related parties.

# THE NEHEMIAH PROJECT

## NOTES TO THE FINANCIAL STATEMENTS (CONTINUED) FOR THE YEAR ENDED 31 DECEMBER 2021

### 2 Donations and legacies

(Continued)

|                                                      | Total          | Total          |
|------------------------------------------------------|----------------|----------------|
|                                                      | 2021           | 2020           |
|                                                      | £              | £              |
| <b>Grants receivable for core activities</b>         |                |                |
| Allchurches Trust                                    | -              | 5,000          |
| B&Q Neighbourly Foundation                           | 5,000          | -              |
| Bernard Sunley Foundation                            | -              | 25,000         |
| Cicely Northcote                                     | -              | 14,600         |
| Charles Hayward Foundation                           | 25,000         | 25,000         |
| CRASH                                                | 6,294          | 10,602         |
| Croydon Relief in Need                               | -              | 10,000         |
| Drapers' Charitable Funds                            | 20,000         | 20,000         |
| Help the Homeless                                    | 5,000          | -              |
| Hinchley Charitable Trust                            | -              | 30,000         |
| Lloyds Bank Foundation                               | 33,000         | 25,000         |
| London Borough of Lambeth                            | 5,000          | -              |
| Maurice & Hilda Lang Charitable Trust                | 5,000          | -              |
| National Lottery Community Fund                      | 50,000         | -              |
| Nationwide Community Fund                            | 50,000         | -              |
| Screwfix Foundation                                  | 5,000          | -              |
| Tara Getty Foundation                                | 10,000         | -              |
| The 29th May 1961 Charitable Trust                   | 5,000          | 5,000          |
| The Clothworkers' Foundation                         | -              | 20,000         |
| The Global Fund for Forgotten People                 | 104,948        | 113,068        |
| The Edward Gostling Foundation                       | -              | 5,000          |
| The Henry Smith Charity                              | 59,100         | 58,100         |
| The Leathersellers' Company Charitable Fund          | -              | 15,000         |
| The London Community Response Fund                   | -              | 74,963         |
| The Merchant Taylors' Livery and Freemen Fund        | -              | 9,900          |
| The Jerusalem Trust                                  | -              | 40,000         |
| The Albert Hunt Trust                                | -              | 5,000          |
| The Garfield Weston Foundation                       | -              | 30,000         |
| The Souter Charitable Trust                          | -              | 5,000          |
| The Worshipful Company of Mercers                    | 20,000         | 20,000         |
| The Worshipful Company of Vintners                   | 10,000         | 10,000         |
| The Tony and Sheelagh Williams Charitable Foundation | -              | -              |
| Repayment of unused grants                           | -              | -              |
| Other £3,000 and below                               | 10,435         | 33,400         |
|                                                      | <u>428,777</u> | <u>609,633</u> |

# THE NEHEMIAH PROJECT

## NOTES TO THE FINANCIAL STATEMENTS (CONTINUED) FOR THE YEAR ENDED 31 DECEMBER 2021

---

### 3 Charitable activities

|                                         | <b>Supported<br/>housing<br/>income<br/>2021<br/>£</b> | Supported<br>housing<br>income<br>2020<br>£ |
|-----------------------------------------|--------------------------------------------------------|---------------------------------------------|
| Housing benefit and other rental income | 276,878                                                | 292,204                                     |

### 4 Raising funds

|                                        | <b>2021<br/>£</b> | <b>2020<br/>£</b> |
|----------------------------------------|-------------------|-------------------|
| Seeking donations, grants and legacies | 5,738             | 5,818             |
| Staff costs                            | 49,947            | 46,158            |
| Costs of operating fundraising events  | 55,685            | 51,976            |

### 5 Description of charitable activities

#### Supported Housing Programme

In recent years the Charity has solely provided residential supported housing services for those recovering from addiction. In 2021, the Charity has started to create a programme which can be delivered online, either directly or through partner organisations.

# THE NEHEMIAH PROJECT

## NOTES TO THE FINANCIAL STATEMENTS (CONTINUED) FOR THE YEAR ENDED 31 DECEMBER 2021

### 6 Charitable activities

|                                                               | Supported<br>Housing<br>Programme<br>2021<br>£ | A New<br>Future<br>Online<br>2021<br>£ | Total<br>2021<br>£ | Supported<br>Housing<br>Programme<br>2020<br>£ |
|---------------------------------------------------------------|------------------------------------------------|----------------------------------------|--------------------|------------------------------------------------|
| Staff costs                                                   | 371,305                                        | -                                      | 371,305            | 330,665                                        |
| Depreciation and impairment                                   | 12,122                                         | -                                      | 12,122             | 9,548                                          |
| Staff and volunteer expenses, recruitment and training        | 163                                            | -                                      | 163                | 119                                            |
| Rent and rates                                                | 115,874                                        | -                                      | 115,874            | 76,708                                         |
| Repairs and renewals                                          | 63,413                                         | -                                      | 63,413             | 125,336                                        |
| Light and heat                                                | 28,468                                         | -                                      | 28,468             | 24,262                                         |
| Motor and travel                                              | 939                                            | -                                      | 939                | 568                                            |
| Residents needs                                               | 2,571                                          | -                                      | 2,571              | 5,497                                          |
| Consultancy, clinical supervision and other professional fees | 18,205                                         | 7,123                                  | 25,328             | 15,281                                         |
| Subscriptions and licences                                    | 1,441                                          | -                                      | 1,441              | 630                                            |
| Cleaning materials and refuse disposal                        | 3,935                                          | -                                      | 3,935              | 3,508                                          |
| Food                                                          | 1,961                                          | -                                      | 1,961              | 1,378                                          |
| Special projects                                              | 8,769                                          | -                                      | 8,769              | 10,987                                         |
| Insurance                                                     | 18,699                                         | -                                      | 18,699             | 15,520                                         |
| Programme costs                                               | 3,709                                          | -                                      | 3,709              | 2,347                                          |
| Sundry costs                                                  | 1,079                                          | -                                      | 1,079              | 332                                            |
| Temporary & agency staff costs                                | -                                              | -                                      | -                  | 7,892                                          |
|                                                               | <u>652,653</u>                                 | <u>7,123</u>                           | <u>659,776</u>     | <u>630,578</u>                                 |
| Share of support costs (see note 7)                           | 99,830                                         | -                                      | 99,830             | 92,938                                         |
| Share of governance costs (see note 7)                        | 11,757                                         | -                                      | 11,757             | 11,301                                         |
|                                                               | <u>764,240</u>                                 | <u>7,123</u>                           | <u>771,363</u>     | <u>734,817</u>                                 |
| <b>Analysis by fund</b>                                       |                                                |                                        |                    |                                                |
| Unrestricted funds                                            | 462,469                                        | 7,123                                  | 469,592            | 330,082                                        |
| Restricted funds                                              | 301,771                                        | -                                      | 301,771            | 404,735                                        |
|                                                               | <u>764,240</u>                                 | <u>7,123</u>                           | <u>771,363</u>     | <u>734,817</u>                                 |

2021 supported housing consultancy fees includes £13,832 for counselling and £2,080 clinical supervision. 2021 A New Future Online consultancy comprises the initial costs of writing the online programme.

2020 consultancy fees included £4,616 connected to the leasing of the additional residential home for the 2020 expansion plan, £4,980 of programme monitoring and evaluation and £2,033 of HMO licencing costs.

# THE NEHEMIAH PROJECT

## NOTES TO THE FINANCIAL STATEMENTS (CONTINUED)

FOR THE YEAR ENDED 31 DECEMBER 2021

### 7 Support costs

|                                       | Support costs | Governance costs | 2021           | 2020           |
|---------------------------------------|---------------|------------------|----------------|----------------|
|                                       | £             | £                | £              | £              |
| Staff costs                           | 50,862        | -                | 50,862         | 51,413         |
| Printing, postage and stationery      | 15,334        | -                | 15,334         | 9,924          |
| Telephone                             | 6,250         | -                | 6,250          | 7,847          |
| Staff recruitment                     | 2,756         | -                | 2,756          | 790            |
| HR support and professional fees      | 4,617         | -                | 4,617          | 7,357          |
| Computer expenses                     | 17,009        | -                | 17,009         | 10,060         |
| Loan interest                         | 585           | -                | 585            | 2,722          |
| Sundry expenses                       | 1,003         | -                | 1,003          | 918            |
| Training and staff subscription costs | 1,414         | -                | 1,414          | 1,907          |
| Audit fees                            | -             | 5,880            | 5,880          | 5,880          |
| Accountancy                           | -             | 2,292            | 2,292          | 2,520          |
| Legal and professional                | -             | 3,585            | 3,585          | 2,901          |
|                                       | <u>99,830</u> | <u>11,757</u>    | <u>111,587</u> | <u>104,239</u> |
| Analysed between                      |               |                  |                |                |
| Charitable activities                 | <u>99,830</u> | <u>11,757</u>    | <u>111,587</u> | <u>104,239</u> |

Support costs are allocated to charitable activities in proportion to salary costs incurred.

Governance costs includes payments to the auditors of £5,880 including VAT (2020- £5,880) for audit fees and £2,292 including VAT (2020- £2,520) for the provision of management accounts during the year.

# THE NEHEMIAH PROJECT

## NOTES TO THE FINANCIAL STATEMENTS (CONTINUED) FOR THE YEAR ENDED 31 DECEMBER 2021

### 8 Employees

#### Number of employees

The average monthly number of employees during the year was:

|  | 2021<br>Number | 2020<br>Number |
|--|----------------|----------------|
|  | 14             | 13             |

#### Employment costs

|                                    | 2021<br>£      | 2020<br>£      |
|------------------------------------|----------------|----------------|
| Wages and salaries                 | 426,641        | 387,188        |
| Social security costs              | 38,094         | 34,253         |
| Defined contribution pension costs | 7,379          | 6,795          |
|                                    | <u>472,114</u> | <u>428,236</u> |

The number of employees whose annual remuneration, excluding employers' national insurance and pension contributions, was £60,000 or more were:

|                 | 2021<br>Number | 2020<br>Number |
|-----------------|----------------|----------------|
| £60,001-£70,000 | 1              | 1              |

### 9 Tangible fixed assets

|                                    | Land and<br>buildings<br>£ | Leasehold<br>improvements<br>£ | Fixtures,<br>fittings &<br>equipment<br>£ | Computers<br>£ | Total<br>£       |
|------------------------------------|----------------------------|--------------------------------|-------------------------------------------|----------------|------------------|
| <b>Cost</b>                        |                            |                                |                                           |                |                  |
| At 1 January 2021                  | 827,600                    | 15,845                         | 155,080                                   | 38,168         | 1,036,693        |
| Additions                          | 56,494                     | -                              | 3,256                                     | 5,520          | 65,270           |
| At 31 December 2021                | <u>884,094</u>             | <u>15,845</u>                  | <u>158,336</u>                            | <u>43,688</u>  | <u>1,101,963</u> |
| <b>Depreciation and impairment</b> |                            |                                |                                           |                |                  |
| At 1 January 2021                  | -                          | 6,338                          | 142,860                                   | 36,445         | 185,643          |
| Depreciation charged in the year   | -                          | 3,169                          | 5,565                                     | 3,388          | 12,122           |
| At 31 December 2021                | <u>-</u>                   | <u>9,507</u>                   | <u>148,425</u>                            | <u>39,833</u>  | <u>197,765</u>   |
| <b>Carrying amount</b>             |                            |                                |                                           |                |                  |
| At 31 December 2021                | <u>884,094</u>             | <u>6,338</u>                   | <u>9,911</u>                              | <u>3,855</u>   | <u>904,198</u>   |
| At 31 December 2020                | <u>827,600</u>             | <u>9,507</u>                   | <u>12,220</u>                             | <u>1,723</u>   | <u>851,050</u>   |

# THE NEHEMIAH PROJECT

## NOTES TO THE FINANCIAL STATEMENTS (CONTINUED) FOR THE YEAR ENDED 31 DECEMBER 2021

### 10 Debtors

|                                      | 2021          | 2020          |
|--------------------------------------|---------------|---------------|
|                                      | £             | £             |
| Amounts falling due within one year: |               |               |
| Other debtors                        | 11,665        | 64,077        |
| Prepayments and accrued income       | 12,474        | 15,445        |
|                                      | <u>24,139</u> | <u>79,522</u> |

### 11 Creditors: amounts falling due within one year

|                                    | Notes | 2021           | 2020           |
|------------------------------------|-------|----------------|----------------|
|                                    |       | £              | £              |
| Bank loans                         | 13    | 8,333          | 4,167          |
| Other taxation and social security |       | 10,083         | 28,276         |
| Deferred income                    | 14    | 116,369        | 10,000         |
| Trade creditors                    |       | 34,153         | 57,151         |
| Other creditors                    |       | -              | 1,319          |
| Accruals                           |       | 18,112         | 66,769         |
|                                    |       | <u>187,050</u> | <u>167,682</u> |

Accruals at 2020 included a provision of £53,811 for the costs of the refurbishment of 47 Tooting Bec Gardens carried out at the balance sheet date, and trade creditors included a further £38,211. The refurbishment was completed in 2021, and at the 2021 balance sheet date there were no equivalent trade creditors and an accrual of £4,125 relating to a contractor retention.

### 12 Creditors: amounts falling due after more than one year

|                                | Notes | 2021           | 2020           |
|--------------------------------|-------|----------------|----------------|
|                                |       | £              | £              |
| Bank loans                     | 13    | 36,927         | 45,833         |
| Britland Charitable Trust loan |       | 90,000         | 90,000         |
|                                |       | <u>126,927</u> | <u>135,833</u> |

### 13 Loans and overdrafts

|                         | 2021           | 2020           |
|-------------------------|----------------|----------------|
|                         | £              | £              |
| Bank and trust funding  | <u>135,260</u> | <u>140,000</u> |
| Payable within one year | 8,333          | 4,167          |
| Payable after one year  | <u>126,927</u> | <u>135,833</u> |

# THE NEHEMIAH PROJECT

## NOTES TO THE FINANCIAL STATEMENTS (CONTINUED) FOR THE YEAR ENDED 31 DECEMBER 2021

### 13 Loans and overdrafts

(Continued)

During the 2020 year the charity repaid its Charity Bank loan with a NatWest Bounce Back loan. The loan has a fixed interest rate of 2.5% and is repayable over six years, with no interest or repayments for the first twelve months. The Bounce Back loan is unsecured.

The £90,000 Britland Trust loan is unsecured, non interest bearing and has no fixed repayment date. No amounts have been recognised in the accounts for the donation in kind of interest forgone or in respect of discounting to net present value due to no agreed schedule of repayments.

### 14 Deferred income

|                                 | 2021<br>£      | 2020<br>£     |
|---------------------------------|----------------|---------------|
| Performance related grants      | 16,000         | -             |
| Grants for a future time period | 100,369        | 10,000        |
|                                 | <u>116,369</u> | <u>10,000</u> |

All deferred income is expected to reverse within one year.

### 15 Retirement benefit schemes

#### Defined contribution schemes

The charitable company operates a defined contribution pension scheme for all qualifying employees under an auto enrolment pension scheme. The assets of the scheme are held separately from those of the charitable company in an independently administered fund.

The charge to profit or loss in respect of defined contribution schemes was £7,379 (2020 - £6,795)

### 16 Designated funds

The unrestricted income funds of the charity include the following designated funds which have been set aside out of unrestricted funds by the trustees for specific purposes:

|                       | Balance at<br>1 January 2020<br>£ | Resources<br>expended<br>£ | Transfers<br>£ | Balance at<br>1 January 2021<br>£ | Resources<br>expended<br>£ | Transfers<br>£ | Balance at<br>31 December<br>2021<br>£ |
|-----------------------|-----------------------------------|----------------------------|----------------|-----------------------------------|----------------------------|----------------|----------------------------------------|
| Property capital fund | 758,389                           | (9,549)                    | 12,209         | 761,050                           | (12,122)                   | 65,270         | 814,198                                |
|                       | <u>758,389</u>                    | <u>(9,549)</u>             | <u>12,209</u>  | <u>761,050</u>                    | <u>(12,122)</u>            | <u>65,270</u>  | <u>814,198</u>                         |

Property capital fund - Income invested in the charity's residential homes, furnishings and equipment. The Britland Trust loan was made to the charity to fund the purchase of 47 Tooting Bec Gardens and has been allocated to this fund to identify where resources are used.

**THE NEHEMIAH PROJECT**  
**NOTES TO THE FINANCIAL STATEMENTS (CONTINUED)**  
**FOR THE YEAR ENDED 31 DECEMBER 2021**

**17 Restricted funds**

The income funds of the charity include restricted funds comprising the following unexpended balances of donations and grants held on trust for specific purposes:

|                                                    | Balance at 1 January 2020 |         | Movement in funds  |                    | Balance at 1 January 2021 |         | Movement in funds  |                    | Balance at 31 December 2021 |        |
|----------------------------------------------------|---------------------------|---------|--------------------|--------------------|---------------------------|---------|--------------------|--------------------|-----------------------------|--------|
|                                                    | £                         | £       | Incoming resources | Resources expended | Transfers                 | £       | Incoming resources | Resources expended | Transfers                   | £      |
| Family support programme                           | 6,933                     | -       | -                  | (6,933)            | -                         | -       | -                  | -                  | -                           | -      |
| Salaries Fund                                      | -                         | 205,184 | -                  | (197,317)          | -                         | 7,867   | 178,179            | (186,046)          | -                           | -      |
| A New Future supported housing Programme expansion | -                         | 46,900  | -                  | (46,900)           | -                         | -       | 37,500             | (37,500)           | -                           | -      |
| Property repairs and refurbishments                | 61,500                    | 120,368 | -                  | (18,885)           | (11,533)                  | 11,533  | -                  | (11,533)           | -                           | -      |
| Nehemiah Works                                     | -                         | 9,600   | -                  | (109,775)          | -                         | 72,093  | 21,444             | (41,311)           | (52,226)                    | -      |
| IT costs                                           | -                         | 50,000  | -                  | (9,600)            | -                         | -       | 5,000              | (5,000)            | -                           | -      |
| 13 Frederick Gardens                               | -                         | 10,000  | -                  | (1,005)            | (529)                     | 48,466  | 5,000              | (6,368)            | (13,044)                    | 34,054 |
| Residents needs                                    | -                         | 4,250   | -                  | (3,247)            | -                         | 1,003   | -                  | (1,003)            | -                           | -      |
| Counselling                                        | -                         | 14,230  | -                  | (1,220)            | -                         | 13,010  | -                  | (13,010)           | -                           | -      |
|                                                    | 68,433                    | 502,483 | (404,882)          | (12,062)           | 153,972                   | 247,123 | (301,771)          | (65,270)           | 34,054                      |        |

|                                                                                                                                                                                                                                                    |                                                                                                                                                                                                                                                                                                                                                                                                                                                                                                                                                           |
|----------------------------------------------------------------------------------------------------------------------------------------------------------------------------------------------------------------------------------------------------|-----------------------------------------------------------------------------------------------------------------------------------------------------------------------------------------------------------------------------------------------------------------------------------------------------------------------------------------------------------------------------------------------------------------------------------------------------------------------------------------------------------------------------------------------------------|
| <p>Family Support Programme</p> <p>Salaries Fund</p> <p>A New Future supported housing Programme expansion</p> <p>Property repairs</p> <p>Nehemiah Works</p> <p>IT costs</p> <p>13 Frederick Gardens</p> <p>Residents needs</p> <p>Counselling</p> | <p>To fund work with families.</p> <p>To fund the cost of specific salaries and posts.</p> <p>For funding the cost of the first stage core rehabilitation programme.</p> <p>For funding programme expansion into additional residential units.</p> <p>For the refurbishment of 47 Tooting Bec Gardens and other property expenses</p> <p>An employment and training programme</p> <p>To fund IT improvements</p> <p>House specific funding</p> <p>Personal grants and other items for residents</p> <p>To fund the costs of a professional counsellor</p> |
|----------------------------------------------------------------------------------------------------------------------------------------------------------------------------------------------------------------------------------------------------|-----------------------------------------------------------------------------------------------------------------------------------------------------------------------------------------------------------------------------------------------------------------------------------------------------------------------------------------------------------------------------------------------------------------------------------------------------------------------------------------------------------------------------------------------------------|

**THE NEHEMIAH PROJECT**  
**NOTES TO THE FINANCIAL STATEMENTS (CONTINUED)**  
**FOR THE YEAR ENDED 31 DECEMBER 2021**

| 18 Analysis of net assets between funds               | Unrestricted free reserve |   | Property capital fund |   | Restricted funds |   | Total     |   | Unrestricted free reserve |   | Property capital fund |          | Restricted funds |         | Total |           |
|-------------------------------------------------------|---------------------------|---|-----------------------|---|------------------|---|-----------|---|---------------------------|---|-----------------------|----------|------------------|---------|-------|-----------|
|                                                       | 2021                      | £ | 2021                  | £ | 2021             | £ | 2021      | £ | 2020                      | £ | 2020                  | £        | 2020             | £       | 2020  | £         |
| Fund balances at 31 December 2021 are represented by: |                           |   |                       |   |                  |   |           |   |                           |   |                       |          |                  |         |       |           |
| Tangible assets                                       | -                         |   | 904,198               |   | -                |   | 904,198   |   | -                         |   |                       | 851,050  |                  | -       |       | 851,050   |
| Current assets/(liabilities)                          | 43,557                    |   | -                     |   | 34,054           |   | 77,611    |   | 168,322                   |   |                       | -        |                  | 153,972 |       | 322,294   |
| Long term liabilities                                 | (36,927)                  |   | (90,000)              |   | -                |   | (126,927) |   | (45,833)                  |   |                       | (90,000) |                  | -       |       | (135,833) |
|                                                       | 6,630                     |   | 814,198               |   | 34,054           |   | 854,882   |   | 122,489                   |   |                       | 761,050  |                  | 153,972 |       | 1,037,511 |

# THE NEHEMIAH PROJECT

## NOTES TO THE FINANCIAL STATEMENTS (CONTINUED) FOR THE YEAR ENDED 31 DECEMBER 2021

---

### 19 Limited by guarantee

The charitable company's legal structure is that of a company limited by guarantee. In the event of the company winding-up each member is liable to contribute to any deficit to a maximum of £1 per member.

### 20 Operating lease commitments

#### Lessee

The 'Move On' house and Pountney Road are rented from Sanctuary Housing Trust under a management agreement. The agreed prevailing rent is £28,198 and £12,862 respectively and requires that the Charity provide support services to the residents. No adjustment to the rent is made in these accounts for the support provided to the residents. In April 2020 a two year agreement was signed, and this has been extended for a further two years in 2021. There is a one year notice period in the event either party wishes to terminate the agreement.

Fredrick Gardens is occupied from January 2019 under a five year lease with an annually reviewed rent. The agreed prevailing rent stands at £20,740 at the balance sheet date. The lease does not contain a break clause and so at the year end the charity was committed to a further two years of rental charge.

98 Lodge Road is occupied from September 2020 under a 4 year three month lease. The agreed prevailing rent stands at £34,000 and at the year end the charity was committed to a further three years of rental charge. The charity has also committed to redecoration of the property at the end of the lease to a maximum cost of £10,000.

The total of the above payments is £194,540.

During 2017 the charity signed a lease agreement for photocopier and telephone system rental. At the year end there were 3 quarterly instalments remaining of an initial 5 years and 3 months agreement, with a total cost of £22,680 including VAT of which £3,240 is outstanding at the year end.

# THE NEHEMIAH PROJECT

## NOTES TO THE FINANCIAL STATEMENTS (CONTINUED)

### FOR THE YEAR ENDED 31 DECEMBER 2021

---

#### 21 Related party transactions

Mr R. Atwater is a Trustee of Sovereign Military Hospitaller Order of St John of Jerusalem, of Rhodes and of Malta (the Order of Malta). The Nehemiah Project has received significant financial assistance from The Global Fund for Forgotten People, a fund with close ties to the Order of Malta, but has not received funding from the Order of Malta itself. The Trustees Report contains details of the work carried out with this funding and the income is disclosed in note 2.

During the year the charity received £1,578 (2020- £2,300) in giving from Trustees. These funds were not subject to any restrictions to activities beyond those normally undertaken by the charity.

The charity purchased trustees liability insurance as part of a combined insurance package and accordingly no cost has been attributed to governance and support costs.

None of the Trustees (or any persons connected with them) received any remuneration, travel expenses or benefits from the charitable company during the year.

#### Remuneration of key management personnel

The remuneration of key management personnel is as follows.

|                                                                            | 2021<br>£ | 2020<br>£ |
|----------------------------------------------------------------------------|-----------|-----------|
| Aggregate compensation including pension and employers' national insurance | 76,317    | 75,755    |

No financial guarantees have been given or received by related parties.

#### 22 Analysis of changes in net funds

|                                            | At 1 January<br>2021<br>£ | Cash flows<br>£  | At 31 December<br>2021<br>£ |
|--------------------------------------------|---------------------------|------------------|-----------------------------|
| Cash at bank and in hand                   | 410,454                   | (169,932)        | 240,522                     |
| Loans falling due within one year          | (4,167)                   | (4,166)          | (8,333)                     |
| Loans falling due after more than one year | (45,833)                  | 8,906            | (36,927)                    |
|                                            | <u>360,454</u>            | <u>(165,192)</u> | <u>195,262</u>              |

# THE NEHEMIAH PROJECT

## NOTES TO THE FINANCIAL STATEMENTS (CONTINUED) FOR THE YEAR ENDED 31 DECEMBER 2021

---

| 23 Cash generated from operations                                 | 2021<br>£       | 2020<br>£      |
|-------------------------------------------------------------------|-----------------|----------------|
| (Deficit)/surplus for the year                                    | (182,630)       | 162,723        |
| Adjustments for:                                                  |                 |                |
| Investment income recognised in statement of financial activities | (8)             | (88)           |
| Depreciation and impairment of tangible fixed assets              | 12,122          | 9,548          |
| Movements in working capital:                                     |                 |                |
| Decrease/(increase) in debtors                                    | 55,383          | (60,980)       |
| (Decrease)/increase in creditors                                  | (91,167)        | 97,330         |
| Increase/(decrease) in deferred income                            | 106,369         | (29,050)       |
| <b>Cash (absorbed by)/generated from operations</b>               | <u>(99,931)</u> | <u>179,483</u> |

**THE NEHEMIAH PROJECT**

England & Wales - Charity number 1058536

---


# Accounts

---

Charity Registration No. 1058536

Company Registration No. 3255850 (England and Wales)

**THE NEHEMIAH PROJECT**  
**ANNUAL REPORT AND FINANCIAL STATEMENTS**  
**FOR THE YEAR ENDED 31 DECEMBER 2020**

The  **ehemiah** Project

# THE NEHEMIAH PROJECT

## CONTENTS

---

|                                         | <b>Page</b> |
|-----------------------------------------|-------------|
| Trustees' report                        | 1 - 7       |
| Statement of Trustees' responsibilities | 8           |
| Independent auditor's report            | 9 - 11      |
| Statement of financial activities       | 12 - 13     |
| Balance sheet                           | 14          |
| Statement of cash flows                 | 15          |
| Notes to the financial statements       | 16 - 32     |

---

# THE NEHEMIAH PROJECT

## LEGAL AND ADMINISTRATIVE INFORMATION

---

|                          |                                                                                 |
|--------------------------|---------------------------------------------------------------------------------|
| <b>Charity number</b>    | 1058536                                                                         |
| <b>Company number</b>    | 3255850                                                                         |
| <b>Registered office</b> | 47 Tooting Bec Gardens<br>London<br>SW16 1RF                                    |
| <b>Auditor</b>           | Begbies<br>9 Bonhill Street<br>London<br>EC2A 4DJ                               |
| <b>Bankers</b>           | NatWest plc<br>NatWest Bank Plc<br>145 Clapham High Street<br>London<br>SW4 7SN |

---

# THE NEHEMIAH PROJECT

## TRUSTEES' REPORT (INCLUDING DIRECTORS' REPORT)

### FOR THE YEAR ENDED 31 DECEMBER 2020

---

The Trustees present their report and accounts for the year ended 31 December 2020.

The financial statements have been prepared in accordance with the accounting policies set out in note 1 to the financial statements and comply with the charitable company's Memorandum and Articles of Association, the Companies Act 2006 and "Accounting and Reporting by Charities: Statement of Recommended Practice applicable to charities preparing their accounts in accordance with the Financial Reporting Standard applicable in the UK and Republic of Ireland (FRS 102)" (as amended for accounting periods commencing from 1 January 2019)

#### **Objectives and activities**

The Nehemiah Project has over 25 years' experience of working with men with a history of addiction. Our clients are arguably some of the most marginalised and excluded individuals in society, with multiple and complex needs.

#### **Vision**

A centre of excellence for rehabilitating men from crime and addiction through the transformation of their lives to become fulfilled, valuable members of the community.

#### **Mission**

- To enable vulnerable men who are ex-offenders to break free from crime and addiction and to help them rebuild their lives
- To offer men, once outside the prison walls, the resources to enable them to set new goals and give them hope for the future
- To assist in their reintegration into the community through the provision of supported housing immediately after release and beyond as well as the provision of rehabilitation programmes

A key aim is to build resilience in our Residents so that when they move on they can deal with unexpected and challenging life events without resorting to old behaviours, and to provide coping strategies to avoid relapse and recidivism.

The Board and all Nehemiah staff believe that anyone can change their life, and this underpins all our work. Our holistic, peer group approach to recovery creates a safe place where men can go through the painful process of reviewing their lives and establishing a new foundation on which to build their future. We support each man to reach his potential, and we celebrate their success.

#### **2020**

In the past twelve months we:

- Opened our fifth house, a second-stage 6-bedroom house in Croydon
- Undertook substantial refurbishment works at 47 Tooting Bec Gardens, Streatham, our freehold first-stage house and main office
- Remained operational, supporting 41 men despite Covid-19 and ongoing restrictions.

#### **2021**

Our priorities are to:

- complete the refurbishment 47 Tooting Bec Gardens
- implement our strategy for growth and development towards "Nehemiah Vision 100" (see page 7)
- determine the location and timing of our next phase of growth
- improve programme delivery and aftercare with the introduction of peer mentoring and an online programme to be delivered to other organisations.
- Respond appropriately to Covid 19

# THE NEHEMIAH PROJECT

## TRUSTEES' REPORT (CONTINUED)(INCLUDING DIRECTORS' REPORT) FOR THE YEAR ENDED 31 DECEMBER 2020

### 1 - Overview of 2020

We achieved our 2020 objectives with the following outcomes:

- We remained operational, supporting Residents despite the Covid-19 pandemic.
- We fully reviewed and updated 'A New Future', our core programme and are now able to deliver significant parts of it online.
- In partnership with The British Association of the Sovereign Order of Malta we opened our fifth house, a second-stage property in Croydon, providing six more spaces for vulnerable men, we now provide a total of 29 spaces across the charity.
- We commenced refurbishment works at 47 Tooting Bec Gardens, Streatham, our first stage house and office.
- We entered into a partnership with the charity Clean Sheet to deliver 'Nehemiah Works' employment and training programme for all Residents.
- We secured funding to upgrade our IT systems and facilitate more online service delivery.
- We continued exploring our potential to operate beyond London, seeking additional properties. This is a complex area of work for us as we seek to achieve our ambition to have 100 rooms by 2030.

### 2 – Performance Delivery

Nehemiah has an excellent record of both reducing reoffending and reducing drug and alcohol dependency. In 2020 we endeavoured to continue to improve our services and our outcomes.

|                                                                                         | 2014 | 2015 | 2016 | 2017 | 2018 | 2019 | 2020  |
|-----------------------------------------------------------------------------------------|------|------|------|------|------|------|-------|
| No. of Residents completing the first stage of the programme or still with us           | 19   | 14   | 21   | 28   | 26   | 31   | 27    |
| No. of men worked with                                                                  | 28   | 40   | 31   | 37   | 39   | 48   | 41    |
| Percentage of men remaining abstinent for one year                                      | 68%  | 64%  | 74%  | 75%  | 71%  | 71%  | 52% * |
| Residents obtaining full time employment                                                | 14   | 11   | 9    | 11   | 7    | 11   | 7     |
| Residents in work, vocational training or voluntary work                                | 12   | 19   | 10   | 8    | 20   | 14   | 21    |
| No of Residents reoffending or recalled (2 in 2019) within one year of leaving Nehemiah | 1    | 1    | 1    | 2    | 0    | 4    | 4**   |

A New Future is a rolling programme and men can join at any point and complete the twelve modules. It is a 12-week programme delivered each weekday morning at our first-stage houses, focusing on recovery and resettlement through process groups and education sessions. We encourage the participating cohort to work through issues together, sharing experiences, challenging one another and learning to resolve conflict. This has helped build resilience to increase the men's ability to cope with the day-to-day social, emotional and practical pressures.

\* This decrease is a direct result of Covid-19 (see the following page for more details on Covid-19)

\*\* All were recalls of new Residents who did not settle into Nehemiah and relapsed in the first week; we have reviewed these and we suspect that this relates to the substantial changes to the prison regime (23-hour lockups with no programmes running within prisons since March 20). As a consequence the applicants are adjusting to this sudden change on release and this is further compounded by Nehemiah staff not being able to interview candidates in person prior to entry. Therefore, we have adjusted our entry process to try to ensure that candidates are better prepared for what Nehemiah involves, and a Meet and Greet system is helping new Residents to settle in.

# THE NEHEMIAH PROJECT

## TRUSTEES' REPORT (CONTINUED)(INCLUDING DIRECTORS' REPORT) FOR THE YEAR ENDED 31 DECEMBER 2020

---

### 3 – Financial Prudence and Sustainability

Maintaining financial prudence is a key element of the success of any charity:

- We built stronger relationships with key funders and increased income from Charitable Trusts by size of average grant amount and by number of grants secured from new Trusts and Foundations.
- We increased our overall income by 24%
- We maintained tight financial control with regular reporting to Trustees.

In 2020 the Charity had a total income of £949,516 and a total expenditure of £786,793, showing a surplus of £162,723. Total funds held by the Charity at the year end stood at £1,037,511. Our income and expenditure in the year significantly exceeded that of 2019, due to income received for the opening of our fifth house, and capital grants received for the refurbishment of 47 Tooting Bec Gardens. In 2020, we maintained a tight control on expenditure and will continue to do so in 2021.

Nehemiah held £153,972 in restricted funds at the end of 2020, of which £72,000 comprised capital monies carried forward for the refurbishment of 47 Tooting Bec Gardens in 2021, and £48,000 comprised a grant for a new IT system.

The Charity's trustees annually review pay, including that of key management personnel, in order to remain appropriate for the sector and work undertaken.

Designated funds include the £761,050 property capital fund, which is our investment in the freehold of the Charity's main property in Streatham. It is anticipated that these funds will remain invested in the property for the foreseeable future. Unless the property is sold or re-mortgaged, these funds are not directly accessible.

In 2020, we repaid an outstanding loan from The Charity Bank, which was secured against 47 Tooting Bec Gardens, with monies received through a government Bounce Back Loan which carries a lower interest rate. There is a further, interest-free loan to the Charity outstanding from The Britland Trust, of £90,000. There is no fixed repayment date and this loan has been held by the Charity since the purchase of 47 Tooting Bec Gardens in 2000.

Nehemiah had £122,489 of general unrestricted funds at the end of 2020, an increase of £74,523 from 2019. Management will focus over the next two years on building these reserves to meet the desired level of three months' operating funds.

#### Other events of note:

- Terry Waite held an online meeting for Residents and staff on 16th September and told us about his experiences in captivity and isolation, relating this to present-day Covid restrictions and prison.
- Three Resident Graduations took place, two during lockdown, complying with Covid-19 restrictions.
- We continued to be active members of Prisons Week.
- As a Charity we continued to benefit from the Lloyds Enhance programme.

#### The Impact of Covid-19

The Nehemiah Project continued operating throughout lockdown due to Covid-19 and all staff worked hard to maintain our high standard of recovery support. Our staff and Residents adapted quickly to the new conditions and we delivered our daily programme via Zoom with a few staff present in each of our houses, observing strict social distancing and other Covid prevention measures. We developed strategies for dealing with suspected cases of Covid, and to limit the possibilities of staff or new Residents bringing the virus into a house; we now have the appropriate testing measures in place. We held three graduations, the first in February, which was well-attended, then one in the summer and one in the autumn. We opened a new second stage move-on house at Croydon in November and the same month we decanted our first-stage house and office in Streatham in order for the contractors to start work on the property's refurbishment. The pandemic has changed our way of working, supporting our Residents both electronically and face-to-face, with all staff electronically connected to the Charity, making sure that Residents continued with their recovery at the same time as keeping everyone at Nehemiah safe.

# THE NEHEMIAH PROJECT

## TRUSTEES' REPORT (CONTINUED)(INCLUDING DIRECTORS' REPORT)

### FOR THE YEAR ENDED 31 DECEMBER 2020

---

The majority of our Residents had completed the recovery programme or were close to completion when the first lockdown started in March, and this meant that the houses were able to maintain a good level of stability at what was a very stressful time for everyone. Whilst in lockdown, we introduced a Rent Deposit Scheme as an incentive to help our Residents concentrate on their recovery with a clear focus towards the future. The past year has been one of the most challenging for Residents, staff, and the Charity as a whole. Fewer employment opportunities were available for Residents. We have supported men who because of Covid have additional mental ill health problems, and have not benefited from the usual support programmes provided by prisons. Despite this, we are seeing some exceptional individual results of men who have completely changed their lives and have a new future and hope.

In late 2020 we started working with a part time Counselling Psychologist to assist with the increased mental health problems of Residents as a result of Covid 19.

#### Reserves Policy

The majority of our funding for operational costs comes from grants and donations, for which we are grateful. Budgeting for these is difficult as it depends on unpredictable timescales. For liquidity purposes, the Trustees would like to attain £200,000 available cash reserves (three months' operating costs), which will be made up of restricted and unrestricted funds. The Charity's reserves at 31 December 2020 were represented by the fixed assets, at £851,050.

Only if needed will we undertake further borrowing against our main fixed asset, the freehold property at 47 Tooting Bec Gardens, while taking account of promised funding. The Trustees are confident that, given the freehold value of 47 Tooting Bec Gardens, these provisions will enable the Charity to continue delivery of the main elements of our programme in the event of a significant drop in funding.

The Charity has a strategy to continue to build its reserves as and when that becomes possible.

#### Nehemiah 2021

##### Strategic Overview

In 2021, with the support from our partners, our aim is for our new move-on house next-door to Frederick Gardens to become fully operational, as we were using it flexibly during the refurbishment of our Streatham House. We will complete the full refurbishment of our existing property at Streatham, enhancing the accommodation for Residents and staff, and aim to have it fully occupied by May. The needs of the men coming to Nehemiah are complex, and we wish to continue to offer an improved programme with a variety of services to give them the best recovery for themselves, their families and the wider community.

##### 1 – Growth – enhance our housing provision

**Nehemiah's growth strategy has been to seek to add one new house per year.** Our immediate focus in 2021 is to identify premises in areas of need, where there is a demand for our service close to a cluster of releasing prisons.

**2 - Nehemiah has an excellent record of both reducing reoffending and reducing drug and alcohol dependency with our average abstinence rate over five years of 69%.**

In 2021 we intend to continue to improve our services and the outcomes we deliver. To achieve this, we will:

- Continue to provide Family Support to 100% of our Residents so they can reconnect with their families, and to establish an external support group for family members.
- Provide 100% of Residents with an opportunity to secure meaningful employment or training through the 'Nehemiah Works' employment and training programme delivered in partnership with Clean Sheet charity.
- Develop a new peer mentoring programme through which former Nehemiah Residents support new Residents, especially at evenings and weekends.
- Develop an online recovery programme accessible to the community and other partner organisations.
- Continue to develop a programme for staff wellbeing that will create resilience and effectiveness in our staff, resulting in a positive, rewarding, and creative work environment.

# THE NEHEMIAH PROJECT

## TRUSTEES' REPORT (CONTINUED)(INCLUDING DIRECTORS' REPORT) FOR THE YEAR ENDED 31 DECEMBER 2020

---

- Enhance the IT infrastructure and equipment, including a new database and digital summary of programme modules.
- Integrate into our work the results of our three-year independent research programme.

### 3 - Financial Prudence and Sustainability

The aim of our growth is to increase the number of men we help annually, and to develop our sector influence. At the same time we wish to ensure the Charity remains financially sound while recognising the need for continued external funding. Maintaining financial prudence and developing sustainability is a key element of the success of Nehemiah. To achieve this in 2021 we will:

- Monitor and achieve our quarterly revenue and expenditure targets to sustain our growth
- Prepare for a new donor CRM (Customer Relationship Management) database to be introduced in 2021 to steward our donors more effectively and improve our communications.
- Continue to work effectively with The British Association of the Sovereign Order of Malta to achieve our joint objectives
- Continue to build longer-term and multi-faceted relationships with core funders, as well as recognising the contribution of our individual donors
- Raise the profile of Nehemiah through a variety of communication channels with a view to recruiting further supporters.

### 4 - Develop and initiate planning to implement "Nehemiah Vision 100"

- **Where we wish to go**
  - We have used the disruption of Covid 19 to develop 'Vision 100' which seeks to offer 100 bed spaces by no later than 2030
  - When we reach that target, we will be helping a possible 300 residents every year and we believe that growth beyond that is possible
  - We seek to increase our reach by refining 'remote' delivery of our course in partnership with others who provide accommodation.
- **What gives us the confidence to attempt this?**
  - We have a stable platform which has withstood the ravages of the pandemic, lockdown and social distancing
  - 'A New Future' produces a high proportion of positive outcomes (independently assessed and evaluated)
  - Our product is replicable and is cost-effective (it costs c.£10k per successful graduate compared with the cost of keeping someone in prison of £45k per person p.a.)
  - We have an experienced management team supported by a board with wide and relevant experience
  - We are encouraged and supported by the British Association of the Sovereign Order of Malta.
- **Our priorities in implementing Nehemiah Vision 100**
  - New houses in the London area and in new areas outside London
  - at least one freehold property to add to our portfolio
  - Supporters and funders in those new areas
  - Individuals who will promote us in our target areas
  - Access to local referral organisations, local officials, community leaders, churches and charities who are willing to help us at national, regional and local level.

# THE NEHEMIAH PROJECT

## TRUSTEES' REPORT (CONTINUED)(INCLUDING DIRECTORS' REPORT) FOR THE YEAR ENDED 31 DECEMBER 2020

---

### **Nehemiah's approach to fundraising**

Our supporters are key to everything we do. Each year they enable us to help vulnerable men recover their lives. We are committed to being fully transparent and accountable about how their gifts are used.

Our fundraising costs are kept to a minimum, with 7% of revenue being spent on the cost of raising funds. All fundraising is done in-house with no third-party involvement.

We are members of the Fundraising Regulator and as members we follow the Code of Fundraising Practice and the policy of dealing with vulnerable people.

In the financial year ending 31 December 2020 we did not receive any complaints about our fundraising.

We keep up to date on changing regulation and ensure we comply with it by changing processes where necessary.

### **Structure, governance and management**

The Nehemiah Project is a Company Limited by Guarantee, governed by its Memorandum as amended and adopted by Special Resolution in 2009, and Articles of Association dated 4th September 2019. The new Articles adopted in 2019 were drafted to streamline the procedural running of the Charity, but had no effect on the Charity's existing objects or purpose. The Nehemiah Project is a registered Charity with the Charity Commission of England and Wales. In the event of winding up, members' liabilities are limited to £1 each.

The Trustees, who are the Directors for the purposes of company law, and who served during the year were:

|                 |                           |
|-----------------|---------------------------|
| Mr T. B. Aikens | Mrs. K.P. Hunter Johnston |
| Mr. W. Ansell   | Mr. A.T.R. Nell (Chair)   |
| Mr. R. Atwater  | Mr. A.P. Watson           |
| Mr. G. Boyle    | Ms J.S. Whitaker          |

Trustees are appointed by resolution of the existing Trustees. Most new Trustees will be familiar with the practical work of Nehemiah and all Trustees attend information events to keep up-to-date. New Trustees receive all relevant information relating to Nehemiah, and undergo a thorough induction covering decision-making processes, key employees and future plans and objectives. They are also advised of their legal obligations as Trustees.

The Trustees meet quarterly and ad hoc as events dictate. Since March 23rd 2020 the Board has met electronically on a monthly basis due to Covid-19. Trustees have continued to receive regular financial reports and updates on Nehemiah's activities and fundraising despite the move to primarily electronic operation. The Board of Trustees is responsible for the overall legal, financial and strategic direction and development of Nehemiah.

### **Public Benefit**

The Trustees consider that they have complied with the duty to have due regard to public benefit guidance published by the Charity Commission.

### **Management Team**

- Dr J. Patience, Chief Executive Officer
- Mrs L. Momoh, Development Director
- Mrs L. Hawthorne, Operations Director
- Miss A. Sissuh, Supported Housing Manager

Day-to-day management, including finance, HR and operations, is the responsibility of the CEO. He is supported by the other members of the management team, who meet monthly, and who take responsibility for the assets of Nehemiah, supported housing and fundraising.

# THE NEHEMIAH PROJECT

## TRUSTEES' REPORT (CONTINUED)(INCLUDING DIRECTORS' REPORT) FOR THE YEAR ENDED 31 DECEMBER 2020

---

### Risks

The Trustees review Nehemiah's main risks quarterly. They are responsible for approving and then overseeing the implementation of any changes to procedures, training or other actions to mitigate the risks Nehemiah faces. All areas are RAG rated, with high priority areas separately highlighted and reported.

A Risk Register is maintained and presented at each Directors' Meeting. Two risks were identified as High between March 2020 and Aug 2020; both of these were direct result of Covid-19:

- **Predicted financial shortfall in 2020 due to the effects of Covid-19 on occupancy and the funding environment.** An immediate review of the 2020 budget was undertaken, expenditure was cut, and fundraising and Housing Benefit revenue revised downwards to account for the changing level of activity in the fundraising environment and lockdown restrictions on the admission of new Residents. This enabled the Charity to manage cash flow better during the crisis.
- **A second wave of Covid-19 has caused additional restrictions in London. The potential impact will be on our plans to return to a more normal operational capacity. This could also disproportionately affect our staff and Residents.** We have sought to mitigate this by following best practice in infection control, and constantly monitoring for expert advice on response to the virus. We have plans and resources to improve our electronic infrastructure and communications.

From October 2020 to February 2021 all risks were assessed to be of medium severity.

### Relationship with other charities

Two of the Charity's move-on homes, The Chase and Pountney Road, both in South London, are owned by Sanctuary Housing. Since 2013 Nehemiah has been become Managing Agent for these properties. As such the Residents are Sanctuary Housing Licensees, managed by Nehemiah. The Charity's fourth and fifth houses, 1-3 Frederick Gardens and 98 Lodge Road, Croydon, are owned by Croydon Churches Housing Association (CCHA). The Charity has signed a five-year lease with CCHA for these properties terminating in January 2024. This has enabled Nehemiah to support more vulnerable adults recovering from drug/alcohol addiction.


### Auditor

In accordance with Nehemiah's Articles, Trustees will appoint suitably-qualified Auditors.

### Disclosure of information to auditor

Each of the Trustees has confirmed that there is no information of which they are aware which is relevant to the audit, but of which the auditor is unaware. They have further confirmed that they have taken appropriate steps to identify such relevant information and to establish that the auditor is aware of such information.

The Trustees' report was approved by the Board of Trustees.



Mr A. T. R. Nell (Chairman)

Trustee

Dated: 22 April 2021

# THE NEHEMIAH PROJECT

## STATEMENT OF TRUSTEES' RESPONSIBILITIES

*FOR THE YEAR ENDED 31 DECEMBER 2020*

---

The Trustees, who are also the directors of The Nehemiah Project for the purpose of company law, are responsible for preparing the Trustees' Report and the financial statements in accordance with applicable law and United Kingdom Accounting Standards (United Kingdom Generally Accepted Accounting Practice).

Company Law requires the Trustees to prepare financial statements for each financial year which give a true and fair view of the state of affairs of the charitable company and of the incoming resources and application of resources, including the income and expenditure, of the charitable company for that year.

In preparing these financial statements, the Trustees are required to:

- select suitable accounting policies and then apply them consistently;
- observe the methods and principles in the Charities SORP;
- make judgements and estimates that are reasonable and prudent; and
- prepare the financial statements on the going concern basis unless it is inappropriate to presume that the charitable company will continue in operation.

The Trustees are responsible for keeping adequate accounting records that disclose with reasonable accuracy at any time the financial position of the charitable company and enable them to ensure that the financial statements comply with the Companies Act 2006. They are also responsible for safeguarding the assets of the charitable company and hence for taking reasonable steps for the prevention and detection of fraud and other irregularities.

# THE NEHEMIAH PROJECT

## INDEPENDENT AUDITOR'S REPORT

### TO THE MEMBERS OF THE NEHEMIAH PROJECT

---

#### Opinion

We have audited the financial statements of The Nehemiah Project (the 'charitable company') for the year ended 31 December 2020 which comprise the statement of financial activities, the balance sheet, the statement of cash flows and the notes to the financial statements, including a summary of significant accounting policies. The financial reporting framework that has been applied in their preparation is applicable law and United Kingdom Accounting Standards, including Financial Reporting Standard 102 *The Financial Reporting Standard applicable in the UK and Republic of Ireland* (United Kingdom Generally Accepted Accounting Practice).

In our opinion, the financial statements:

- give a true and fair view of the state of the charitable company's affairs as at 31 December 2020 and of its incoming resources and application of resources, for the year then ended;
- have been properly prepared in accordance with United Kingdom Generally Accepted Accounting Practice; and
- have been prepared in accordance with the requirements of the Companies Act 2006.

#### Basis for opinion

We conducted our audit in accordance with International Standards on Auditing (UK) (ISAs (UK)) and applicable law. Our responsibilities under those standards are further described in the Auditor's responsibilities for the audit of the accounts section of our report. We are independent of the charitable company in accordance with the ethical requirements that are relevant to our audit of the accounts in the UK, including the FRC's Ethical Standard, and we have fulfilled our other ethical responsibilities in accordance with these requirements. We believe that the audit evidence we have obtained is sufficient and appropriate to provide a basis for our opinion.

#### Conclusions relating to going concern

We have nothing to report in respect of the following matters in relation to which the ISAs (UK) require us to report to you where:

- the Trustees' use of the going concern basis of accounting in the preparation of the financial statements is not appropriate; or
- the Trustees has not disclosed in the financial statements any identified material uncertainties that may cast significant doubt about the charitable company's ability to continue to adopt the going concern basis of accounting for a period of at least twelve months from the date when the financial statements are authorised for issue.

#### Other information

The Trustees is responsible for the other information. The other information comprises the information included in the annual report, other than the financial statements and our auditor's report thereon. Our opinion on the financial statements does not cover the other information and, except to the extent otherwise explicitly stated in our report, we do not express any form of assurance conclusion thereon.

In connection with our audit of the financial statements, our responsibility is to read the other information and, in doing so, consider whether the other information is materially inconsistent with the financial statements or our knowledge obtained in the audit or otherwise appears to be materially misstated. If we identify such material inconsistencies or apparent material misstatements, we are required to determine whether there is a material misstatement in the financial statements or a material misstatement of the other information. If, based on the work we have performed, we conclude that there is a material misstatement of this other information, we are required to report that fact.

We have nothing to report in this regard.

# THE NEHEMIAH PROJECT

## INDEPENDENT AUDITOR'S REPORT (CONTINUED) TO THE MEMBERS OF THE NEHEMIAH PROJECT

---

### **Opinions on other matters prescribed by the Companies Act 2006**

In our opinion, based on the work undertaken in the course of our audit:

- the information given in the Trustees' Report, which includes the directors' report prepared for the purposes of company law, for the financial year for which the financial statements are prepared is consistent with the financial statements; and
- the directors' report included within the Trustees' report has been prepared in accordance with applicable legal requirements.

### **Matters on which we are required to report by exception**

In the light of the knowledge and understanding of the charitable company and its environment obtained in the course of the audit, we have not identified material misstatements in the directors' report included within the Trustees' report.

We have nothing to report in respect of the following matters in relation to which the Companies Act 2006 requires us to report to you if, in our opinion:

- adequate accounting records have not been kept, or returns adequate for our audit have not been received from branches not visited by us; or
- the financial statements are not in agreement with the accounting records and returns; or
- certain disclosures of trustees' remuneration specified by law are not made; or
- we have not received all the information and explanations we require for our audit; or
- the Trustees were not entitled to prepare the financial statements in accordance with the small companies regime and take advantage of the small companies' exemptions in preparing the Trustees' report and from the requirement to prepare a strategic report.

### **Responsibilities of Trustees**

As explained more fully in the statement of Trustees' responsibilities, the Trustees, who are also the directors of the charitable company for the purpose of company law, is responsible for the preparation of the financial statements and for being satisfied that they give a true and fair view, and for such internal control as the Trustees determine is necessary to enable the preparation of financial statements that are free from material misstatement, whether due to fraud or error.

In preparing the financial statements, the Trustees is responsible for assessing the charitable company's ability to continue as a going concern, disclosing, as applicable, matters related to going concern and using the going concern basis of accounting unless the Trustees either intend to liquidate the charitable company or to cease operations, or have no realistic alternative but to do so.

### **Auditor's responsibilities for the audit of the financial statements**

Our objectives are to obtain reasonable assurance about whether the financial statements as a whole are free from material misstatement, whether due to fraud or error, and to issue an auditor's report that includes our opinion. Reasonable assurance is a high level of assurance, but is not a guarantee that an audit conducted in accordance with ISAs (UK) will always detect a material misstatement when it exists. Misstatements can arise from fraud or error and are considered material if, individually or in the aggregate, they could reasonably be expected to influence the economic decisions of users taken on the basis of these financial statements.

A further description of our responsibilities for the audit of the financial statements is located on the Financial Reporting Council's website at: <http://www.frc.org.uk/auditorsresponsibilities>. This description forms part of our auditor's report.


# THE NEHEMIAH PROJECT

## INDEPENDENT AUDITOR'S REPORT (CONTINUED) TO THE MEMBERS OF THE NEHEMIAH PROJECT

---

### Use of our report

This report is made solely to the charitable company's members, as a body, in accordance with Chapter 3 of Part 16 of the Companies Act 2006. Our audit work has been undertaken so that we might state to the charitable company's members those matters we are required to state to them in an auditors' report and for no other purpose. To the fullest extent permitted by law, we do not accept or assume responsibility to anyone other than the charitable company and the charitable company's members as a body, for our audit work, for this report, or for the opinions we have formed.

  
**Katherine Dee FCA (Senior Statutory Auditor)**  
for and on behalf of Begbies  
Chartered Accountants  
Statutory Auditor

  
.....

9 Bonhill Street  
London  
EC2A 4DJ

# THE NEHEMIAH PROJECT

## STATEMENT OF FINANCIAL ACTIVITIES INCLUDING INCOME AND EXPENDITURE ACCOUNT FOR THE YEAR ENDED 31 DECEMBER 2020

| Current financial year                                    |       |                                 |                               |                    |                    |
|-----------------------------------------------------------|-------|---------------------------------|-------------------------------|--------------------|--------------------|
|                                                           | Notes | Unrestricted funds<br>2020<br>£ | Restricted funds<br>2020<br>£ | Total<br>2020<br>£ | Total<br>2019<br>£ |
| <b><u>Income from:</u></b>                                |       |                                 |                               |                    |                    |
| Donations and legacies                                    | 2     | 154,741                         | 502,483                       | 657,224            | 570,209            |
| Charitable activities                                     | 3     | 292,204                         | -                             | 292,204            | 192,414            |
| Investments- bank interest                                |       | 88                              | -                             | 88                 | 235                |
| <b>Total income</b>                                       |       | <b>447,033</b>                  | <b>502,483</b>                | <b>949,516</b>     | <b>762,858</b>     |
| <b><u>Expenditure on:</u></b>                             |       |                                 |                               |                    |                    |
| Raising funds                                             | 4     | 51,976                          | -                             | 51,976             | 52,567             |
| Charitable activities                                     | 5     | 330,082                         | 404,735                       | 734,817            | 633,254            |
| <b>Total resources expended</b>                           |       | <b>382,058</b>                  | <b>404,735</b>                | <b>786,793</b>     | <b>685,821</b>     |
| <b>Net incoming resources before transfers</b>            |       | <b>64,975</b>                   | <b>97,748</b>                 | <b>162,723</b>     | <b>77,037</b>      |
| Gross transfers between funds                             |       | 12,209                          | (12,209)                      | -                  | -                  |
| <b>Net income for the year/<br/>Net movement in funds</b> |       | <b>77,184</b>                   | <b>85,539</b>                 | <b>162,723</b>     | <b>77,037</b>      |
| Fund balances at 1 January 2020                           |       | 806,355                         | 68,433                        | 874,788            | 797,751            |
| <b>Fund balances at 31 December 2020</b>                  |       | <b>883,539</b>                  | <b>153,972</b>                | <b>1,037,511</b>   | <b>874,788</b>     |

The statement of financial activities includes all gains and losses recognised in the year.

All income and expenditure derive from continuing activities.

The statement of financial activities also complies with the requirements for an income and expenditure account under the Companies Act 2006.

# THE NEHEMIAH PROJECT

## STATEMENT OF FINANCIAL ACTIVITIES (CONTINUED) INCLUDING INCOME AND EXPENDITURE ACCOUNT FOR THE YEAR ENDED 31 DECEMBER 2020

Prior financial year

|                                                           | Notes | Unrestricted funds<br>2019<br>£ | Restricted funds<br>2019<br>£ | Total<br>2019<br>£ |
|-----------------------------------------------------------|-------|---------------------------------|-------------------------------|--------------------|
| <b>Income from:</b>                                       |       |                                 |                               |                    |
| Donations and legacies                                    | 2     | 135,920                         | 434,289                       | 570,209            |
| Charitable activities                                     | 3     | 192,414                         | -                             | 192,414            |
| Investments                                               |       | 235                             | -                             | 235                |
| <b>Total income</b>                                       |       | <u>328,569</u>                  | <u>434,289</u>                | <u>762,858</u>     |
| <b>Expenditure on:</b>                                    |       |                                 |                               |                    |
| Raising funds                                             | 4     | 52,567                          | -                             | 52,567             |
| Charitable activities                                     | 5     | 219,355                         | 413,899                       | 633,254            |
| <b>Total resources expended</b>                           |       | <u>271,922</u>                  | <u>413,899</u>                | <u>685,821</u>     |
| <b>Net income for the year/<br/>Net movement in funds</b> |       | 56,647                          | 20,390                        | 77,037             |
| Fund balances at 1 January 2020                           |       | 749,708                         | 48,043                        | 797,751            |
| <b>Fund balances at 31 December 2020</b>                  |       | <u>806,355</u>                  | <u>68,433</u>                 | <u>874,788</u>     |

The statement of financial activities includes all gains and losses recognised in the year.

All income and expenditure derive from continuing activities.

The statement of financial activities also complies with the requirements for an income and expenditure account under the Companies Act 2006.

# THE NEHEMIAH PROJECT


## BALANCE SHEET

AS AT 31 DECEMBER 2020

|                                                                | Notes | 2020           |                  | 2019           |                |
|----------------------------------------------------------------|-------|----------------|------------------|----------------|----------------|
|                                                                |       | £              | £                | £              | £              |
| <b>Fixed assets</b>                                            |       |                |                  |                |                |
| Tangible assets                                                | 8     |                | 851,050          |                | 848,389        |
| <b>Current assets</b>                                          |       |                |                  |                |                |
| Debtors                                                        | 9     | 79,522         |                  | 18,542         |                |
| Cash at bank and in hand                                       |       | 410,454        |                  | 240,996        |                |
|                                                                |       | <u>489,976</u> |                  | <u>259,538</u> |                |
| <b>Creditors: amounts falling due within one year</b>          | 10    | (167,682)      |                  | (109,121)      |                |
| Net current assets                                             |       |                | 322,294          |                | 150,417        |
| <b>Total assets less current liabilities</b>                   |       |                | <u>1,173,344</u> |                | <u>998,806</u> |
| <b>Creditors: amounts falling due after more than one year</b> | 11    |                | (135,833)        |                | (124,018)      |
| <b>Net assets</b>                                              |       |                | <u>1,037,511</u> |                | <u>874,788</u> |
| <b>Income funds</b>                                            |       |                |                  |                |                |
| Restricted funds                                               | 15    |                | 153,972          |                | 68,433         |
| <u>Unrestricted funds</u>                                      |       |                |                  |                |                |
| Designated funds                                               | 16    | 761,050        |                  | 758,389        |                |
| General unrestricted funds                                     |       | 122,489        |                  | 47,966         |                |
|                                                                |       | <u>883,539</u> |                  | <u>806,355</u> |                |
|                                                                |       |                | <u>1,037,511</u> |                | <u>874,788</u> |

These financial statements have been prepared in accordance with the provisions applicable to companies subject to the small companies regime.

The accounts were approved by the Trustees on 22 April 2021



Mr A. T. R. Nell  
Trustee

Company Registration No. 3255850

# THE NEHEMIAH PROJECT

## STATEMENT OF CASH FLOWS

FOR THE YEAR ENDED 31 DECEMBER 2020

|                                                               | Notes | 2020<br>£ | £        | 2019<br>£ | £        |
|---------------------------------------------------------------|-------|-----------|----------|-----------|----------|
| <b>Cash flows from operating activities</b>                   |       |           |          |           |          |
| Cash generated from operations                                | 21    |           | 179,483  |           | 170,069  |
| <b>Investing activities</b>                                   |       |           |          |           |          |
| Purchase of tangible fixed assets                             |       | (12,209)  |          | (25,473)  |          |
| Interest received                                             |       | 88        |          | 235       |          |
| <b>Net cash used in investing activities</b>                  |       |           | (12,121) |           | (25,238) |
| <b>Financing activities</b>                                   |       |           |          |           |          |
| Proceeds of new bank loans                                    |       | 50,000    |          | -         |          |
| Repayment of bank loans                                       |       | (47,904)  |          | (10,403)  |          |
| <b>Net cash generated from/(used in) financing activities</b> |       |           | 2,096    |           | (10,403) |
| <b>Net increase in cash and cash equivalents</b>              |       |           | 169,458  |           | 134,428  |
| Cash and cash equivalents at beginning of year                |       |           | 240,996  |           | 106,568  |
| <b>Cash and cash equivalents at end of year</b>               |       |           | 410,454  |           | 240,996  |

# THE NEHEMIAH PROJECT

## NOTES TO THE FINANCIAL STATEMENTS

FOR THE YEAR ENDED 31 DECEMBER 2020

---

### 1 Accounting policies

#### Charity information

The Nehemiah Project is a private company limited by guarantee incorporated in England and Wales. The registered office is 47 Tooting Bec Gardens, London, SW16 1RF.

#### 1.1 Accounting convention

The financial statements have been prepared in accordance with the charitable company's Memorandum and Articles of Association, the Companies Act 2006 and "Accounting and Reporting by Charities: Statement of Recommended Practice applicable to charities preparing their accounts in accordance with the Financial Reporting Standard applicable in the UK and Republic of Ireland (FRS 102) (effective 1 January 2019)". The charitable company is a Public Benefit Entity as defined by FRS 102.

The financial statements are prepared in sterling, which is the functional currency of the charitable company. Monetary amounts in these financial statements are rounded to the nearest £.

The financial statements have been prepared under the historical cost convention. The principal accounting policies adopted are set out below.

#### 1.2 Going concern

At the time of approving the accounts, the Trustees have a reasonable expectation that the charitable company has adequate resources to continue in operational existence for the next 12 months. Thus the Trustees' continue to adopt the going concern basis of accounting in preparing the accounts.

The free reserves of the charity are low. However the charity has cash available to meet day to day activities due to the structure of long term borrowing. The charity also owns the freehold premises at 47 Tooting Bec Gardens which is stated in these accounts at cost. The trustees are of the opinion that were the charity in need of funds, further borrowing could be secured in the short term or the property could be sold.

#### 1.3 Charitable funds

Unrestricted funds are available for use at the discretion of the Trustees in furtherance of their charitable objectives.

Designated funds are a category of unrestricted fund set aside by the trustees for a specific purpose. The designated funds of The Nehemiah Project reflect the funds invested in the fixed assets of the charity and not available for day to day use, and the funds set aside by the trustees as detailed in the reserves policy.

Restricted funds are subject to specific conditions by donors as to how they may be used. The purposes and uses of the restricted funds are set out in the notes to the financial statements.

#### 1.4 Incoming resources

Income is recognised when the charitable company is legally entitled to it after any performance conditions have been met, the amounts can be measured reliably, and it is probable that income will be received.

Cash donations are recognised on receipt. Other donations are recognised once the charitable company has been notified of the donation, unless performance conditions require deferral of the amount. Income tax recoverable in relation to donations received under Gift Aid or deeds of covenant is recognised at the time of the donation.

Legacies are recognised on receipt or otherwise if the charitable company has been notified of an impending distribution, the amount is known, and receipt is expected. If the amount is not known, the legacy is treated as a contingent asset.

# THE NEHEMIAH PROJECT

## NOTES TO THE FINANCIAL STATEMENTS (CONTINUED)

FOR THE YEAR ENDED 31 DECEMBER 2020

### 1 Accounting policies

(Continued)

Grants are recognised at the point when the charity is notified of the grant and the charity is entitled to the income. Grants shown as donations are only deferred if they relate to a specific future time period as identified by the donor or the charity has received the income, but there is no entitlement to spend the funds at the year end. If the charity is not entitled to the funds without first meeting criteria which are yet to be met at the year end, and the funds have not been received, the funds will not be recognised in the accounts.

Grants are recognised as restricted if they are donated for a purpose more restrictive than the ongoing activities of the charity.

Grants are recognised as unrestricted if the donor either does not state any restriction on use or the restriction is to use funds for the supported housing project, as this is the only activity undertaken by the charity.

Grants that are received for the general operation of the charity, rather than on the basis of a contract for services or for meeting a specified level of services, the grant is shown as a donation.

Were a grant to be received as part of a service level agreement it would be shown as income from charitable activities and would be deferred to the extent the charity has yet to fulfil the service level obligations.

Housing benefits and other rental contributions are accounted for when receivable..

Income from fundraising activities includes ticket sales, receipts from charity auctions and other income which is earned in the course of events run by the charity. Sponsorships for marathons, fun runs and other events are shown in donations as these are in effect gifts.

Income from events is included in the year in which the event has taken place.

### 1.5 Resources expended

Liabilities for costs are recognised in the statement of financial activities as they are incurred.

The charity has one charitable activity, being the operation of a supported housing programme. The administrative activities are run from one of the supported housing buildings which is owned by the charity, and accordingly there is little general overhead cost. The costs of fundraising activities and reporting to funders are separately identifiable and directly allocated and general office costs are all allocated to the supported housing activity.

### 1.6 Tangible fixed assets

Tangible fixed assets costing over £500 are initially measured at cost and subsequently measured at cost, net of depreciation and any impairment losses.

Depreciation is recognised so as to write off the cost or valuation of assets less their residual values over their useful lives on the following bases:

|                                |                            |
|--------------------------------|----------------------------|
| Land and buildings             | Nil                        |
| Leasehold improvements         | Over the life of the lease |
| Fixtures, fittings & equipment | 25% straight line          |
| Computers                      | 33% straight line          |

# THE NEHEMIAH PROJECT

## NOTES TO THE FINANCIAL STATEMENTS (CONTINUED)

FOR THE YEAR ENDED 31 DECEMBER 2020

### 1 Accounting policies

(Continued)

Freehold land and buildings, representing one of the supported housing homes, is not depreciated as the trustees consider the residual value to be higher than carrying value. The land and property is stated at cost and at the year end the open market value was considered to exceed the carrying value. The value of the home is reviewed annually for impairment.

The gain or loss arising on the disposal of an asset is determined as the difference between the sale proceeds and the carrying value of the asset, and is recognised in net income/(expenditure) for the year.

#### 1.7 Impairment of fixed assets

At each reporting end date, the charitable company reviews the carrying amounts of its tangible and intangible assets to determine whether there is any indication that those assets have suffered an impairment loss. If any such indication exists, the recoverable amount of the asset is estimated in order to determine the extent of the impairment loss (if any).

#### 1.8 Cash and cash equivalents

Cash and cash equivalents include cash in hand, deposits held at call with banks, other short-term liquid investments with original maturities of three months or less, and bank overdrafts. Bank overdrafts are shown within borrowings in current liabilities.

#### 1.9 Financial instruments

The charitable company has elected to apply the provisions of Section 11 'Basic Financial Instruments' and Section 12 'Other Financial Instruments Issues' of FRS 102 to all of its financial instruments.

Financial instruments are recognised in the charitable company's balance sheet when the charitable company becomes party to the contractual provisions of the instrument.

Financial assets and liabilities are offset, with the net amounts presented in the financial statements, when there is a legally enforceable right to set off the recognised amounts and there is an intention to settle on a net basis or to realise the asset and settle the liability simultaneously.

#### **Basic financial assets**

Basic financial assets, which include debtors and cash and bank balances, are initially measured at transaction price including transaction costs and are subsequently carried at amortised cost using the effective interest method. Financial assets classified as receivable within one year are not amortised.

#### **Basic financial liabilities**

Basic financial liabilities, including creditors and bank loans are initially recognised at transaction price. Financial liabilities classified as payable within one year are not amortised.

Trade creditors are obligations to pay for goods or services that have been acquired in the ordinary course of operations from suppliers. Amounts payable are classified as current liabilities if payment is due within one year or less. If not, they are presented as non-current liabilities. Trade creditors are recognised initially at transaction price and subsequently measured at amortised cost using the effective interest method.

#### **Derecognition of financial liabilities**

Financial liabilities are derecognised when the charitable company's contractual obligations expire or are discharged or cancelled.

# THE NEHEMIAH PROJECT

## NOTES TO THE FINANCIAL STATEMENTS (CONTINUED)

FOR THE YEAR ENDED 31 DECEMBER 2020

### 1 Accounting policies

(Continued)

#### 1.10 Employee benefits

The cost of any unused holiday entitlement is recognised in the period in which the employee's services are received.

Termination benefits are recognised immediately as an expense when the charitable company is demonstrably committed to terminate the employment of an employee or to provide termination benefits.

#### 1.11 Retirement benefits

Payments to defined contribution retirement benefit schemes are charged as an expense as they fall due.

### 2 Donations and legacies

|                                   | Total          | Total          |
|-----------------------------------|----------------|----------------|
|                                   | 2020           | 2019           |
|                                   | £              | £              |
| Donations and gifts               | 43,058         | 61,028         |
| Grants towards ongoing operations | 609,633        | 518,439        |
| Less: deferred income             | (10,000)       | (39,050)       |
| Other                             | 14,533         | 29,792         |
|                                   | <u>657,224</u> | <u>570,209</u> |

Note 20 contains details of donations by related parties.

# THE NEHEMIAH PROJECT

## NOTES TO THE FINANCIAL STATEMENTS (CONTINUED)

FOR THE YEAR ENDED 31 DECEMBER 2020

| 2 Donations and legacies                             | (Continued)        |                    |
|------------------------------------------------------|--------------------|--------------------|
|                                                      | Total<br>2020<br>£ | Total<br>2019<br>£ |
| <b>Grants receivable for core activities</b>         |                    |                    |
| Allchurches Trust                                    | 5,000              |                    |
| Bernard Sunley Foundation                            | 25,000             |                    |
| Cicely Northcote                                     | 14,600             | 10,000             |
| Charles Hayward Foundation                           | 25,000             | 25,000             |
| CRASH                                                | 10,602             |                    |
| Croydon Relief in Need                               | 10,000             |                    |
| Drapers' Charitable Funds                            | 20,000             | 20,000             |
| Hinchley Charitable Trust                            | 30,000             |                    |
| Lloyds Bank Foundation                               | 25,000             | 25,000             |
| Sir Jeremiah Colman Gift Trust                       | -                  | 5,000              |
| Tara Getty Foundation                                | -                  | 5,000              |
| The 29th May 1961 Charitable Trust                   | 5,000              | 5,000              |
| The Chris Taylor Family Trust                        | -                  | 5,000              |
| The Clothworkers' Foundation                         | 20,000             |                    |
| The Global Fund for Forgotten People                 | 113,068            | 137,885            |
| The Edward Gostling Foundation                       | 5,000              |                    |
| The Henry Smith Charity                              | 58,100             | 86,750             |
| The Leathersellers' Company Charitable Fund          | 15,000             | -                  |
| The London Community Response Fund                   | 74,963             | -                  |
| The Merchant Taylors' Livery and Freemen Fund        | 9,900              | 10,000             |
| The Jerusalem Trust                                  | 40,000             | 40,000             |
| The Albert Hunt Trust                                | 5,000              | -                  |
| The Garfield Weston Foundation                       | 30,000             | -                  |
| The Mabs Mardulyn Charitable Foundation              | -                  | 10,000             |
| The Mackie Foundation                                | -                  | 30,000             |
| The Tangley Trust                                    | -                  | 30,000             |
| The Swire Charitable Trust                           | -                  | 9,800              |
| The Souter Charitable Trust                          | 5,000              |                    |
| The Worshipful Company of Mercers                    | 20,000             | 20,000             |
| The Worshipful Company of Vintners                   | 10,000             | 5,000              |
| The Tony and Sheelagh Williams Charitable Foundation | -                  | 10,000             |
| Repayment of unused grants                           | -                  | (20,000)           |
| Other £3,000 and below                               | 33,400             | 49,004             |
|                                                      | <u>609,633</u>     | <u>518,439</u>     |

# THE NEHEMIAH PROJECT

## NOTES TO THE FINANCIAL STATEMENTS (CONTINUED)

FOR THE YEAR ENDED 31 DECEMBER 2020

### 3 Charitable activities

|                                         | Supported<br>housing<br>income<br>2020<br>£ | Supported<br>housing<br>income<br>2019<br>£ |
|-----------------------------------------|---------------------------------------------|---------------------------------------------|
| Housing benefit and other rental income | 292,204                                     | 192,414                                     |

### 4 Raising funds

|                                        | 2020<br>£ | 2019<br>£ |
|----------------------------------------|-----------|-----------|
| Seeking donations, grants and legacies | 5,818     | 9,691     |
| Staff costs                            | 46,158    | 42,686    |
| Depreciation and impairment            | -         | 190       |
| Costs of operating fundraising events  | 51,976    | 52,567    |

# THE NEHEMIAH PROJECT

## NOTES TO THE FINANCIAL STATEMENTS (CONTINUED)

FOR THE YEAR ENDED 31 DECEMBER 2020

### 5 Charitable activities

|                                                               | Supported<br>Housing<br>Programme<br>2020<br>£ | Supported<br>Housing<br>Programme<br>2019<br>£ |
|---------------------------------------------------------------|------------------------------------------------|------------------------------------------------|
| Staff costs                                                   | 330,665                                        | 323,158                                        |
| Depreciation and impairment                                   | 9,548                                          | 5,983                                          |
| Staff and volunteer expenses, recruitment and training        | 119                                            | 1,035                                          |
| Rent and rates                                                | 76,708                                         | 64,029                                         |
| Repairs and renewals                                          | 125,336                                        | 22,783                                         |
| Light and heat                                                | 24,262                                         | 16,938                                         |
| Motor and travel                                              | 568                                            | 1,674                                          |
| Residents needs                                               | 5,497                                          | 3,282                                          |
| Consultancy, clinical supervision and other professional fees | 15,281                                         | 16,548                                         |
| Subscriptions and licences                                    | 630                                            | 426                                            |
| Cleaning materials and refuse disposal                        | 3,508                                          | 2,164                                          |
| Food                                                          | 1,378                                          | 1,740                                          |
| Special projects                                              | 10,987                                         | 9,435                                          |
| Insurance                                                     | 15,520                                         | 17,321                                         |
| Programme costs                                               | 2,347                                          | 5,302                                          |
| Sundry costs                                                  | 332                                            | 371                                            |
| Temporary & agency staff costs                                | 7,892                                          | 27,678                                         |
|                                                               | <u>630,578</u>                                 | <u>519,867</u>                                 |
| Share of support costs (see note 6)                           | 92,938                                         | 101,677                                        |
| Share of governance costs (see note 6)                        | 11,301                                         | 11,710                                         |
|                                                               | <u>734,817</u>                                 | <u>633,254</u>                                 |
| <b>Analysis by fund</b>                                       |                                                |                                                |
| Unrestricted funds                                            | 330,082                                        | 219,355                                        |
| Restricted funds                                              | 404,735                                        | 413,899                                        |
|                                                               | <u>734,817</u>                                 | <u>633,254</u>                                 |

Consultancy fees includes £4,616 connected to the leasing of the additional residential home for the 2020 expansion plan, £4,980 of programme monitoring and evaluation and £2,033 of HMO licencing costs.

# THE NEHEMIAH PROJECT

## NOTES TO THE FINANCIAL STATEMENTS (CONTINUED)

FOR THE YEAR ENDED 31 DECEMBER 2020

### 6 Support costs

|                                  | Support costs<br>£ | Governance costs<br>£ | 2020<br>£      | 2019<br>£      |
|----------------------------------|--------------------|-----------------------|----------------|----------------|
| Staff costs                      | 51,413             | -                     | 51,413         | 50,200         |
| Printing, postage and stationery | 9,924              | -                     | 9,924          | 10,918         |
| Telephone                        | 7,847              | -                     | 7,847          | 5,607          |
| Staff recruitment                | 790                | -                     | 790            | 2,666          |
| HR support and professional fees | 7,357              | -                     | 7,357          | 17,459         |
| Computer expenses                | 10,060             | -                     | 10,060         | 8,435          |
| Loan interest                    | 2,722              | -                     | 2,722          | 3,484          |
| Sundry expenses                  | 918                | -                     | 918            | 360            |
| Training costs                   | 1,907              | -                     | 1,907          | 2,548          |
| Audit fees                       | -                  | 5,880                 | 5,880          | 6,240          |
| Accountancy                      | -                  | 2,520                 | 2,520          | 2,070          |
| Legal and professional           | -                  | 2,901                 | 2,901          | 3,400          |
|                                  | <u>92,938</u>      | <u>11,301</u>         | <u>104,239</u> | <u>113,387</u> |
| Analysed between                 |                    |                       |                |                |
| Charitable activities            | <u>92,938</u>      | <u>11,301</u>         | <u>104,239</u> | <u>113,387</u> |

The charity has a single charitable activity of rehabilitation in supported housing and accordingly there is no further apportionment of support costs.

Governance costs includes payments to the auditors of £5,880 (2019- £6,240) for audit fees and £2,610 (2019- £2,070) for the provision of management accounts during the year.

# THE NEHEMIAH PROJECT

## NOTES TO THE FINANCIAL STATEMENTS (CONTINUED) FOR THE YEAR ENDED 31 DECEMBER 2020

### 7 Employees

#### Number of employees

The average monthly number of employees during the year was:

| 2020<br>Number | 2019<br>Number |
|----------------|----------------|
| 13             | 13             |

#### Employment costs

|                                    | 2020<br>£      | 2019<br>£      |
|------------------------------------|----------------|----------------|
| Wages and salaries                 | 387,188        | 375,606        |
| Social security costs              | 34,253         | 33,880         |
| Defined contribution pension costs | 6,795          | 6,558          |
|                                    | <u>428,236</u> | <u>416,044</u> |

The number of employees whose annual remuneration, excluding employers' national insurance, was £60,000 or more were:

|                 | 2020<br>Number | 2019<br>Number |
|-----------------|----------------|----------------|
| £60,001-£70,000 | 1              | 1              |

### 8 Tangible fixed assets

|                                    | Land and<br>buildings<br>£ | Leasehold<br>improvements<br>£ | Fixtures,<br>fittings &<br>equipment<br>£ | Computers<br>£ | Total<br>£       |
|------------------------------------|----------------------------|--------------------------------|-------------------------------------------|----------------|------------------|
| <b>Cost</b>                        |                            |                                |                                           |                |                  |
| At 1 January 2020                  | 827,600                    | 15,845                         | 143,400                                   | 37,639         | 1,024,484        |
| Additions                          | -                          | -                              | 11,680                                    | 529            | 12,209           |
| At 31 December 2020                | <u>827,600</u>             | <u>15,845</u>                  | <u>155,080</u>                            | <u>38,168</u>  | <u>1,036,693</u> |
| <b>Depreciation and impairment</b> |                            |                                |                                           |                |                  |
| At 1 January 2020                  | -                          | 3,169                          | 137,696                                   | 35,229         | 176,094          |
| Depreciation charged in the year   | -                          | 3,169                          | 5,164                                     | 1,216          | 9,549            |
| At 31 December 2020                | <u>-</u>                   | <u>6,338</u>                   | <u>142,860</u>                            | <u>36,445</u>  | <u>185,643</u>   |
| <b>Carrying amount</b>             |                            |                                |                                           |                |                  |
| At 31 December 2020                | <u>827,600</u>             | <u>9,507</u>                   | <u>12,220</u>                             | <u>1,723</u>   | <u>851,050</u>   |
| At 31 December 2019                | <u>827,600</u>             | <u>12,676</u>                  | <u>5,702</u>                              | <u>2,411</u>   | <u>848,389</u>   |

# THE NEHEMIAH PROJECT

## NOTES TO THE FINANCIAL STATEMENTS (CONTINUED)

FOR THE YEAR ENDED 31 DECEMBER 2020

### 9 Debtors

|                                             | 2020          | 2019          |
|---------------------------------------------|---------------|---------------|
|                                             | £             | £             |
| <b>Amounts falling due within one year:</b> |               |               |
| Other debtors                               | 64,077        | 5,094         |
| Prepayments and accrued income              | 15,445        | 13,448        |
|                                             | <u>79,522</u> | <u>18,542</u> |

### 10 Creditors: amounts falling due within one year

|                                    | Notes | 2020           | 2019           |
|------------------------------------|-------|----------------|----------------|
|                                    |       | £              | £              |
| Bank loans                         | 12    | 4,167          | 13,886         |
| Other taxation and social security |       | 28,276         | 11,192         |
| Deferred income                    | 13    | 10,000         | 39,050         |
| Trade creditors                    |       | 57,151         | 8,595          |
| Other creditors                    |       | 1,319          | 20,000         |
| Accruals                           |       | 66,769         | 16,398         |
|                                    |       | <u>167,682</u> | <u>109,121</u> |

Accruals includes a provision of £53,811 for the costs of the refurbishment of 47 Tooting Bec Gardens carried out at the balance sheet date, and trade creditors includes a further £38,211. During the year the charity entered into an agreement for the refurbishment with a total cost of £144,278. Including the provision, these accounts contain £92,002 of refurbishment costs towards this agreement. It is anticipated that further refurbishment work will be contracted as funds allow.

### 11 Creditors: amounts falling due after more than one year

|                                | Notes | 2020           | 2019           |
|--------------------------------|-------|----------------|----------------|
|                                |       | £              | £              |
| Bank loans                     | 12    | 45,833         | 34,018         |
| Britland Charitable Trust loan |       | 90,000         | 90,000         |
|                                |       | <u>135,833</u> | <u>124,018</u> |

### 12 Loans and overdrafts

|                         | 2020           | 2019           |
|-------------------------|----------------|----------------|
|                         | £              | £              |
| Bank and trust funding  | 140,000        | 137,904        |
|                         | <u>140,000</u> | <u>137,904</u> |
| Payable within one year | 4,167          | 13,886         |
| Payable after one year  | 135,833        | 124,018        |
|                         | <u>140,000</u> | <u>137,904</u> |

# THE NEHEMIAH PROJECT

## NOTES TO THE FINANCIAL STATEMENTS (CONTINUED)

FOR THE YEAR ENDED 31 DECEMBER 2020

### 12 Loans and overdrafts

(Continued)

The long-term Charity Bank loan was secured on the bank balance held by Charity Bank and the charity's freehold property. The loan bears interest at 6.5% and is repaid by equal monthly instalments. The loan agreement duration is for ten year from November 2013.

During the year the charity repaid the Charity Bank loan with a NatWest Bounce Back loan. The loan has a fixed interest rate of 2.5% and is repayable over six years, with no interest or repayments for the first twelve months. The Bounce Back loan is unsecured.

The £90,000 Britland Trust loan is unsecured, non interest bearing and has no fixed repayment date. No amounts have been recognised in the accounts for the donation in kind of interest forgone or in respect of discounting to net present value due to no agreed schedule of repayments.

### 13 Deferred income

|                                 | 2020<br>£ | 2019<br>£ |
|---------------------------------|-----------|-----------|
| Grants for a future time period | 10,000    | 39,050    |

All deferred income reverses within one year.

### 14 Retirement benefit schemes

#### Defined contribution schemes

The charitable company operates a defined contribution pension scheme for all qualifying employees under an auto enrolment pension scheme. The assets of the scheme are held separately from those of the charitable company in an independently administered fund.

The charge to profit or loss in respect of defined contribution schemes was £6,795 (2019 - £6,558)

**THE NEHEMIAH PROJECT**  
**NOTES TO THE FINANCIAL STATEMENTS (CONTINUED)**  
**FOR THE YEAR ENDED 31 DECEMBER 2020**

**15 Restricted funds**

The income funds of the charity include restricted funds comprising the following unexpended balances of donations and grants held on trust for specific purposes:

|                                                 | Movement in funds         |                    | Movement in funds  |                           | Balance at 31 December 2020 |                    |                    |           |
|-------------------------------------------------|---------------------------|--------------------|--------------------|---------------------------|-----------------------------|--------------------|--------------------|-----------|
|                                                 | Balance at 1 January 2019 | Incoming resources | Resources expended | Balance at 1 January 2020 |                             | Incoming resources | Resources expended | Transfers |
|                                                 | £                         | £                  | £                  | £                         | £                           | £                  | £                  | £         |
| Family support programme                        | 1,056                     | 9,800              | (3,923)            | 6,933                     | -                           | (6,933)            | -                  | -         |
| Salaries Fund                                   | -                         | 157,700            | (157,700)          | -                         | 205,184                     | (197,317)          | -                  | 7,867     |
| A New Future supported housing                  | -                         | 53,000             | (53,000)           | -                         | 46,900                      | (46,900)           | -                  | -         |
| The Global Fund for Forgotten People            | 36,987                    | 137,885            | (174,872)          | -                         | 41,951                      | (18,885)           | (11,533)           | 11,533    |
| One Man's Recovery                              | -                         | 10,000             | (10,000)           | -                         | -                           | -                  | -                  | -         |
| Under 25's and over 65's education and training | 10,000                    | (10,000)           | -                  | -                         | -                           | -                  | -                  | -         |
| Property repairs and refurbishments             | -                         | 65,904             | (4,404)            | 61,500                    | 120,368                     | (109,775)          | -                  | 72,093    |
| Nehemiah Works                                  | -                         | 5,000              | (5,000)            | -                         | 9,600                       | (9,600)            | -                  | -         |
| Loan repayments                                 | -                         | 5,000              | (5,000)            | -                         | -                           | -                  | -                  | -         |
| IT costs                                        | -                         | -                  | -                  | -                         | -                           | -                  | -                  | -         |
| 13 Frederick Gardens                            | -                         | -                  | -                  | -                         | 50,000                      | (1,005)            | (529)              | 48,466    |
| Residents needs                                 | -                         | -                  | -                  | -                         | 10,000                      | (10,000)           | -                  | -         |
| Counselling                                     | -                         | -                  | -                  | -                         | 4,250                       | (3,247)            | -                  | 1,003     |
|                                                 | -                         | -                  | -                  | -                         | 14,230                      | (1,220)            | -                  | 13,010    |
|                                                 | 48,043                    | 434,289            | (413,899)          | 68,433                    | 502,483                     | (404,882)          | (12,062)           | 153,972   |

# THE NEHEMIAH PROJECT

## NOTES TO THE FINANCIAL STATEMENTS (CONTINUED) FOR THE YEAR ENDED 31 DECEMBER 2020

|    |                                      |                                                                             |             |
|----|--------------------------------------|-----------------------------------------------------------------------------|-------------|
| 15 | Restricted funds                     |                                                                             | (Continued) |
|    | Family Support Programme             | To fund work with families.                                                 |             |
|    | Salaries Fund                        | To fund the cost of specific salaries and posts.                            |             |
|    | A New Future supported housing       | For funding the cost of the first stage core rehabilitation programme.      |             |
|    | The Global Fund for Forgotten People | For funding programme expansion into additional residential units.          |             |
|    | The London Community Foundation      | To fund a specific range of expenses within programme and core costs.       |             |
|    | One Man's Recovery                   | For funding the cost of the full rehabilitation programme                   |             |
|    | Under 25's and over 65's             | For funding education and training for specific age groups                  |             |
|    | Property repairs                     | For the refurbishment of 47 Tooting Bec Gardens and other property expenses |             |
|    | Nehemiah Works                       | An employment and training programme                                        |             |
|    | Loan repayments                      | Contributions towards the Charity Bank loan                                 |             |
|    | IT costs                             | To fund IT improvements                                                     |             |
|    | 13 Frederick Gardens                 | House specific funding                                                      |             |
|    | Residents needs                      | Personal grants and other items for residents                               |             |
|    | Counselling                          | To fund the costs of a professional counsellor                              |             |

All funds received for the general purpose of supported housing and rehabilitation are allocated to unrestricted funds as this is presently the charity's sole activity.

# THE NEHEMIAH PROJECT

## NOTES TO THE FINANCIAL STATEMENTS (CONTINUED)

FOR THE YEAR ENDED 31 DECEMBER 2020

### 16 Designated funds

The unrestricted income funds of the charity include the following designated funds which have been set aside out of unrestricted funds by the trustees for specific purposes:

|                          | Movement in funds                 |                            |                            |                                 |                            |                | Balance at<br>31 December<br>2020<br>£ |
|--------------------------|-----------------------------------|----------------------------|----------------------------|---------------------------------|----------------------------|----------------|----------------------------------------|
|                          | Balance at<br>1 January 2019<br>£ | Incoming<br>resources<br>£ | Resources<br>expended<br>£ | Balance at<br>January 2020<br>£ | Resources<br>expended<br>£ | Transfers<br>£ |                                        |
| Property<br>capital fund | 739,090                           | 25,473                     | (6,174)                    | 758,389                         | (9,549)                    | 12,209         | 761,050                                |
|                          | <u>739,090</u>                    | <u>25,473</u>              | <u>(6,174)</u>             | <u>758,389</u>                  | <u>(9,549)</u>             | <u>12,209</u>  | <u>761,050</u>                         |

Property capital fund - Income invested in the charity's residential homes, furnishings and equipment. The Britland Trust loan was made to the charity to fund the purchase of 47 Tooting Bec Gardens and has been allocated to this fund to identify where resources are used.

# THE NEHEMIAH PROJECT

## NOTES TO THE FINANCIAL STATEMENTS (CONTINUED) FOR THE YEAR ENDED 31 DECEMBER 2020

### 17 Analysis of net assets between funds

|                                                       | Unrestricted free reserve |   | Property capital fund |   | Restricted funds |   | Total     |   | Unrestricted free reserve |   | Property capital fund |   | Restricted funds |   | Total     |   |
|-------------------------------------------------------|---------------------------|---|-----------------------|---|------------------|---|-----------|---|---------------------------|---|-----------------------|---|------------------|---|-----------|---|
|                                                       | 2020                      | £ | 2020                  | £ | 2020             | £ | 2020      | £ | 2019                      | £ | 2019                  | £ | 2019             | £ | 2019      | £ |
| Fund balances at 31 December 2020 are represented by: |                           |   |                       |   |                  |   |           |   |                           |   |                       |   |                  |   |           |   |
| Tangible assets                                       | -                         |   | 851,050               |   | -                |   | 851,050   |   | -                         |   | 848,389               |   | -                |   | 848,389   |   |
| Current assets/(liabilities)                          | 168,322                   |   | -                     |   | 153,972          |   | 322,294   |   | 81,984                    |   | -                     |   | 68,433           |   | 150,417   |   |
| Long term liabilities                                 | (45,833)                  |   | (90,000)              |   | -                |   | (135,833) |   | (34,018)                  |   | (90,000)              |   | -                |   | (124,018) |   |
|                                                       | 122,489                   |   | 761,050               |   | 153,972          |   | 1,037,511 |   | 47,966                    |   | 758,389               |   | 68,433           |   | 874,788   |   |

# THE NEHEMIAH PROJECT

## NOTES TO THE FINANCIAL STATEMENTS (CONTINUED)

FOR THE YEAR ENDED 31 DECEMBER 2020

### 18 Limited by guarantee

The charitable company's legal structure is that of a company limited by guarantee. In the event of the company winding-up each member is liable to contribute to any deficit to a maximum of £1 per member.

### 19 Operating lease commitments

#### Lessee

The 'Move On' house and Pountney Road are rented from Sanctuary Housing Trust on an annually reviewed leases. The agreed prevailing rent is £25,106 and £11,100 respectively. There is no long term commitment to rent the properties should they no longer be required.

Fredrick Gardens is occupied from January 2019 under a five year lease with an annually reviewed rent. The agreed prevailing rent stands at £20,000 at the balance sheet date. The lease does not contain a break clause and so at the year end the charity was committed to a further three years of rental charge.

98 Lodge Road is occupied from September 2020 under a 4 year three month lease. The agreed prevailing rent stands at £34,000 and at the year end the charity was committed to a further four years of rental charge. The charity has also committed to redecoration of the property at the end of the lease to a maximum cost of £10,000.

During 2017 the charity signed a lease agreement for photocopier and telephone system rental. At the year end there were 7 quarterly instalments remaining of an initial 5 years and 3 months agreement, with a total cost of £22,680 including VAT of which £11,880 is outstanding at the year end.

### 20 Related party transactions

Mr R. Atwater is a Trustee of Sovereign Military Hospitaller Order of St John of Jerusalem, of Rhodes and of Malta (the Order of Malta). The Nehemiah Project has received significant financial assistance from The Global Fund for Forgotten People, a fund with close ties to the Order of Malta, but has not received funding from the Order of Malta itself. The Trustees Report contains details of the work carried out with this funding.

During the year the charity received £2,300 (2019- £950) in giving from Trustees. These funds were not subject to any restrictions to activities beyond those normally undertaken by the charity.

The charity purchased trustees liability insurance as part of a combined insurance package and accordingly no cost has been attributed to governance and support costs.

None of the Trustees (or any persons connected with them) received any remuneration, travel expenses or benefits from the charitable company during the year.

#### Remuneration of key management personnel

The remuneration of key management personnel is as follows.

|                                                                            | 2020   | 2019   |
|----------------------------------------------------------------------------|--------|--------|
|                                                                            | £      | £      |
| Aggregate compensation including pension and employers' national insurance | 75,755 | 74,832 |

No financial guarantees have been given or received by related parties.

# THE NEHEMIAH PROJECT

## NOTES TO THE FINANCIAL STATEMENTS (CONTINUED) FOR THE YEAR ENDED 31 DECEMBER 2020

|           |                                                                   |                              |                                               |
|-----------|-------------------------------------------------------------------|------------------------------|-----------------------------------------------|
| <b>21</b> | <b>Cash generated from operations</b>                             | <b>2020</b>                  | <b>2019</b>                                   |
|           |                                                                   | <b>£</b>                     | <b>£</b>                                      |
|           | Surplus for the year                                              | 162,723                      | 77,037                                        |
|           | Adjustments for:                                                  |                              |                                               |
|           | Investment income recognised in statement of financial activities | (88)                         | (235)                                         |
|           | Depreciation and impairment of tangible fixed assets              | 9,548                        | 6,173                                         |
|           | Movements in working capital:                                     |                              |                                               |
|           | (Increase)/decrease in debtors                                    | (60,980)                     | 22,501                                        |
|           | Increase in creditors                                             | 97,330                       | 35,543                                        |
|           | (Decrease)/increase in deferred income                            | (29,050)                     | 29,050                                        |
|           | <b>Cash generated from operations</b>                             | <b>179,483</b>               | <b>170,069</b>                                |
| <b>22</b> | <b>Analysis of changes in net funds</b>                           |                              |                                               |
|           |                                                                   | <b>At 1 January<br/>2020</b> | <b>Cash flows<br/>At 31 December<br/>2020</b> |
|           |                                                                   | <b>£</b>                     | <b>£</b>                                      |
|           | Cash at bank and in hand                                          | 240,996                      | 169,458                                       |
|           | Loans falling due within one year                                 | (13,886)                     | 9,719                                         |
|           | Loans falling due after more than one year                        | (34,018)                     | (4,167)                                       |
|           |                                                                   | <u>193,092</u>               | <u>167,362</u>                                |
|           |                                                                   | <u>193,092</u>               | <u>360,454</u>                                |