

BRITISH DYSLEXICS

England & Wales · Charity number 1058046

Details

Status Registered

Legal form Other

Registered 1996-09-16

Register [View on the Charity Commission register](#)

Contact

Address 3 Oak Tree Mews
Wrexham
Clwyd
LL13 7AH

Phone 01352701090

Email free.dyslexia.information@gmail.com

Website www.britishdyslexics.co.uk

Activities

Objects: THE RELIEF OF PERSONS IN BRITAIN WITH DYSLEXIA IN PARTICULAR BUT NOT EXCLUSIVELY BY:A.THE ADVANCEMENT OF EDUCATION OF SUCH PERSONS.B.THE PROVISION OF AN INFORMATION AND ADVICE SERVICE FOR SUCH PERSONS AND THEIR FAMILIES.

Activities: 102 EDUCATION/TRAINING201 CHILDREN/YOUNG PEOPLE203 PEOPLE WITH A DISABILITY/SPECIAL NEEDS307 PROVIDES ADVOCACY/ADVICE/INFORMATION

Classification

- **How:** Provides Advocacy/advice/information
- **What:** Education/training
- **Who:** Children/young People, People With Disabilities

Geography

- **Area of benefit:** BRITAIN
- Throughout England And Wales

Finances

Period end	Income	Expenditure	Assets	Employees
2025-07-31	£24,550	£24,539	-	-
2024-07-31	£26,815	£26,806	-	-
2023-07-31	£25,815	£24,815	-	-
2022-07-31	£27,350	£27,350	-	-
2021-07-31	£35,914	£35,912	-	-

Trustees

Name	Role	Appointed
Roy Fielding	Chair	2025-02-22
colin steel		2025-09-01

BRITISH DYSLEXICS

England & Wales - Charity number 1058046

Accounts

2023/2024

Annual Report

Our Website

The current website has been a great success. Tens of thousands of parents visited the site last year to view the information. It is more modern, easier to use and will be the largest dyslexic website in the UK.

We are currently upgrading our website to improve its useability.


Deeside Enterprise Centre, Rowleys Drive, Nr Chester CH5 1PP | 01352 218070

HOME ABOUT US CONTACT US CONTENTS ▾

BRITISH DYSLEXICS

REG CHARITY NO: 1058046
EVERY CHILD DESERVES A PROPER EDUCATION
How can we help you to help your child?

LEARN MORE



About Us

Our Aims

The object of British Dyslexics is to provide free help, advice and information to parents, schools, and dyslexic children. Ultimately, our goal is to bring about a better understanding of dyslexia and learning difficulties throughout society by providing relevant written material and by teaching children.

Unlike other dyslexic charities we offer a range of services completely free of charge to dyslexic children, their parents and Schools. We constantly seek to increase the quality of our service and to improve and develop the range of services we offer.

In the forthcoming year, we will send out thousands of Information Packs and Covid-19 catch up systems completely free of charge and this materialises into a saving of many thousands of pounds to participating parents who receive the information and are empowered to act.

The roots of our organisation are fixed in a very strong educational tradition. In fact, British Dyslexics began as an undergraduate self-help group at Bangor University. Ultimately, we aim to promote equality of opportunity within education and to create a better quality of life for dyslexic children and their families nationwide.

A few words from our Chairperson

The cost-of-living crisis is also hitting everyone hard. Due to these factors, we have decided to close one of our offices and moved everyone and everything over to our remaining offices. We would like to say a massive thank you to the trust who have supported us who without their continued support we would be unable to continue to offer our free help and support to children/young people. On behalf of every parent and child we helped and supported this year we would like to pass on their appreciation and gratitude.

Now more than ever, for children with learning difficulties ensuring they get the best education is something that ultimately concerns us all

Regrettably, the need for our free services far outweighs our resources. As in the past our future plans will owe much to the many organisations and Charitable trusts that have supported us financially for the past five years. Naturally, we hope to build on the enormous goodwill and friendship they have shown us.

The parents who play such a vital part in bringing about awareness of dyslexia must also be congratulated on their excellent work and their tireless enthusiasm. Finally, many new and exciting things lie ahead, modern initiatives in teaching and education, new research into dyslexia and how it affects children and campaigns to promote equality of opportunity in education.

Learning Difficulties

Not all disabilities are immediately apparent and whilst in Britain there are an estimated 350,000 children with conventional disabilities, the Department for Education estimates that in England alone there are a staggering 1,600,000 children currently suffering with learning difficulties, categorised by being more than 3 years behind. The overwhelming majority of these children do not receive one-to-one tuition nor are they being taught using special teaching techniques or equipment, such as multi-sensory teaching methods and computer based learning programs.

Furthermore, dyslexic children are usually taken out of national curriculum studies to attend special needs classes designed for children who are academically challenged, virtually ensuring that they fall further and further behind.

Our dyslexic teaching centre gives one-to-one tuition free of charge to every child who attends.

Although, there is now a very large waiting list of children waiting to attend. The centre also provides free assessments, support, counselling and specialist advice to parents and this is particularly important when they first discover that their child is dyslexic. The centre is also the prototype to be used as a blueprint on which to base more centres in the future.

British Dyslexics understands the fundamental importance of ensuring that each and every child is allowed to achieve self-fulfilment. Surely as Britain reaches the millennium, this should not be based on a parents ability to pay for extra help.

Multi-Sensory Learning

Over recent years research has consistently demonstrated that the most effective method of teaching dyslexic children is through a structured multi-sensory teaching approach. The technique uses visual, auditory and kinaesthetic inputs which are combined and reinforced in a way that helps children to overcome their learning difficulties. Conventional teaching techniques only tend to confuse dyslexic children. This is believed to be because of incompatibility problems between different systems in the brain. This causes the senses to fail 'to work together' correctly when processing language. The result can be a complete failure to understand the intricate and often contradictory rules of the English language.

If dyslexic children do not receive the correct type of help they are not generally able to learn automatic responses to letters and words in their written form. However, by using a technique such as Multi-sensory learning which insist on the simultaneous use of eyes, ears, voice and hands, the brain receives the same information from all the relevant senses and is forced to process the information in a more whole and correct way.

Multi-sensory learning is a structured approach to teaching by using reinforcing techniques this ensures that a child learns the ability to handle a relatively small number of sounds and symbols before progressing through the language, building on what is already known. This helps reduce the fear of failure and ridicule that tends to dominate the learning process of all dyslexic children. However, these negative feelings gradually begin to disappear as children overcome their disability and success becomes more and more frequent.

Parents and teachers are encouraged to build on the automatic responses which are developed through all the activities of multi-sensory learning both at school and at home. As dyslexic children overcome their learning difficulties they often retain additional skills and abilities which they develop in response to coping with their dyslexia. These may include unusual creative skills, highly developed visual memories and exceptional abilities in creative and lateral thinking.

Campaigning

Currently, the vast number of children with learning disabilities and how little is available to help them is not yet understood by the majority of the public. Despite the numbers involved, currently no organisation is campaigning on the absolute importance of ensuring that all dyslexic children receive equal opportunities in education. In the forthcoming year we intend to begin campaigning on this important issue.

The impact of dyslexia upon children and the effect it has on the family unit has not been researched. This had led us to begin to produce a brief report which we intend to produce at the end of each year. The report will highlight the plight of children suffering psychological and emotional problems as a result of dyslexia and the effect this has on their families.

The report will also provide a voice for children and parents allowing them to express the true nature of the problems encountered in bringing up dyslexic children.

Qualifications

The ability to gain relevant qualification is now crucial in an ever more competitive employment marketplace. Currently, some children are doing better at higher levels. However, one in ten children leave school with absolutely no qualifications whatsoever. The prospects of these children even getting an interview for a worthwhile job is remote, let alone actually being offered employment.

With the advent of league tables the problems as got substantially worst. Schools have tended to concentrate their efforts on the most capable students in an effort to improve or maintain their place in the table. To add to this, funding for support services remain a low priority in most schools.

Last year less children than ever before were put forward to take GCE English examinations and of those that took the examination less than ever before passed it. In English, more than any other subject, the gap is widening and this year a new term came into being used to identify those who have no qualifications 'The educational underclass'.

Gaining qualifications is the initial essential step to obtaining worthwhile employment. How can our children succeed in life if many are allowed to fall at the very first obstacle? With no qualifications our children are condemned to a life of lost opportunity.

Testimonials

Mrs S W who has an 11 year old daughter.

"My daughter has been receiving lessons for a short space of time (5 month) She started High School approximately 6 weeks ago and so far she seems to be getting 'A' even in English, I think that speaks for itself"

Mrs K who has an 11 year old son.

"After my (then) 10 year old son was privately assessed as being dyslexic, we read an article about British Dyslexics and contacted them. We were seen within the day and my son started his lessons there the following week. My son still enjoys every lesson, his writing grew 200%. without the aid of British Dyslexics in my opinion my son would be a very quiet withdrawn and unconfident young person. Thank you from myself, my partner and a very appreciative son"

Mrs J O who has a 10 year old daughter

"The centre has been invaluable to us, her school are impressed with her spelling progress. The centre is her only real help. without the centre, my daughter could not possibly have progressed. The expensive private fees for help for dyslexic children proved too much for us as a family, the dyslexic centre is our only hope"

BRITISH DYSLEXICS**Statement of Financial Activities for the Period 1st August 22/23 to 31st July 23/2**

	Restricted Funds £	Unrestricted Funds £	Total £
Income & Expenditure			
Income:			
Grants	24,055.39	2,759.50	26,814.89
Fund-raising	0.00	0.00	0.00
Deposit Interest	0.00		0.00
Total Income:	<u>24,055.39</u>	<u>2,759.50</u>	<u>26,814.89</u>
Direct Charitable Expenditure:			
Teaching Materials/Equipment			
Books	0.00	0.00	0.00
Equipment	0.00	0.00	0.00
Teaching	0.00	0.00	0.00
Providing Information			
Dyslexia Testing	0.00	0.00	0.00
Printing	1,541.45	0.00	1,541.45
Provision of Centre			
Salary & N.I.C costs	12,500.00	0.00	12,500.00
Postage	2,454.00	0.00	2,454.00
Telephone	670.00	0.00	670.00
Stationery	123.00	0.00	123.00
Toner/Ink/Paper	332.50	0.00	332.50
Cleaning Materials	0.00	54.22	54.22
Lighting & Heating	0.00	380.60	380.60
Rent & Rates	6,433.73	0.00	6,433.73
Transportation			
Fuel & Oil	0.00	1,896.00	1,896.00
Other Transport costs	0.00	0.00	0.00
	<u>24,054.68</u>	<u>2,330.82</u>	<u>26,385.50</u>
Other Expenditure:			
Fund-raising cost	0.00	0.00	0.00
Publishing	0.00	0.00	0.00
Training	0.00	0.00	0.00

Insurance	0.00	420.00	420.00
Sundries	0.00	0.00	0.00
	<u>0.00</u>	<u>420.00</u>	<u>420.00</u>
Total Expenditure:	<u>24,054.68</u>	<u>2,750.82</u>	<u>26,805.50</u>
Net Income for period:	24,055.39	2,759.50	26,814.89
Balance carried forward	<u>0.71</u>	<u>8.68</u>	<u>9.39</u>
Balance carried forward from previous year:		<u>38.26</u>	
Total balance carried f	<u>0.71</u>	<u>46.94</u>	<u>47.65</u>

BRITISH DYSLEXICS

Balance Sheet for the Period 1st August 2023 to 31st July 2024

	2022/2023	2023/2024
	£	£
Fixed Assets:		
Furniture & Equipment	<u>988.53</u>	<u>1,318.04</u>
less depreciation		329.51
		<u>988.53</u>
Current Assets:		
Debtors	0.00	
Balance at Bank:		
Deposit Account	<u>47.65</u>	
Current Liabilities:		
Creditors	<u>0.00</u>	
Net current assets:		<u>47.65</u>
Net Assets:		<u>1,036.18</u>
FUNDS		
Restricted Income:		
General Fund	0.00	
Unrestricted Income:		
General Fund	<u>38.26</u>	
Cash balance carried f	<u>9.39</u>	

Total Assets:

47.65

47.65

31st July 2024

Roy Fielding

EXAMINERS REPORT

Independent examiner's report to the trustees of British Dyslexics Reg. 1058046

I report to the trustees on my examination of the accounts of British Dyslexics for the year ended 31 July 2024.

Responsibilities and basis of report

As the charity trustees of British Dyslexics, you are responsible for the preparation of the accounts in accordance with the requirements of the Charities Act 2011.

I report in respect of my examination of the British Dyslexics accounts carried out under section 145 of the 2011 Act and in carrying out my examination I have followed all the applicable Directions given by the Charity Commission under section 145(5)(b) of the Act.

Independent examiner's statement

I have completed my examination. I confirm that no material matters have come to my attention in connection with the examination giving me cause to believe that in any material respect:

1. accounting records were not kept in respect of the Charity as required by section 130 of the Act; or
2. the accounts do not accord with those records; or
3. the accounts do not comply with the applicable requirements concerning the form and content of accounts set out in the Charities (Accounts and Reports) Regulations 2008 other than any requirement that the accounts give a 'true and fair view which is not a matter considered as part of an independent examination.

I have no concerns and have come across no other matters in connection with the examination to which attention should be drawn in this report in order to enable a proper understanding of the accounts to be reached.

Signed:

Name: Colin Steel

Relevant professional qualification: Former post master and Civil Service Exam Qualification.

Address: Greenfield business centre, Greenfield, Flintshire, CH8 7GR

Date:16/03/2024

BRITISH DYSLEXICS

England & Wales - Charity number 1058046

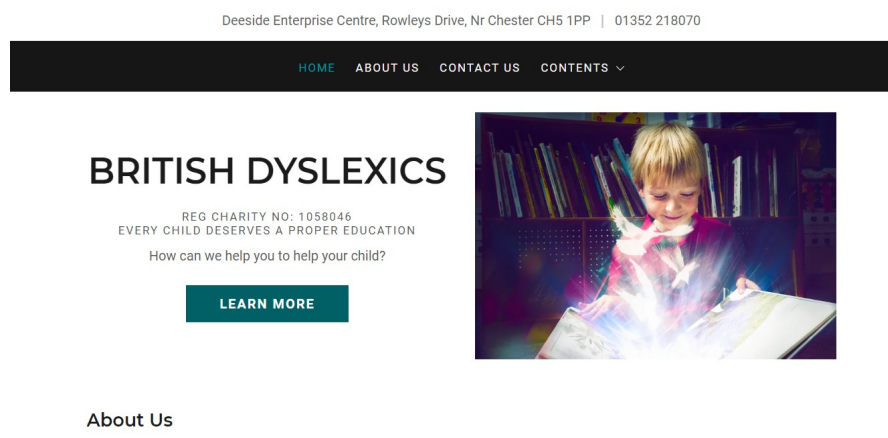
Accounts

2022/2023

Annual Report

Our Website

The current website has been a great success. Tens of thousands of parents visited the site last year to view the information. It is more modern, easier to use and will be the largest dyslexic website in the UK.



Our Aims

The object of British Dyslexics is to provide free help, advice and information to parents, schools, and dyslexic children. Ultimately, our goal is to bring about a better understanding of dyslexia and learning difficulties throughout society by providing relevant written material and by teaching children.

Unlike other dyslexic charities we offer a range of services completely free of charge to dyslexic children, their parents and Schools. We constantly seek to increase the quality of our service and to improve and develop the range of services we offer.

In the forthcoming year, we will send out thousands of Information Packs and Covid-19 catch up systems completely free of charge and this materialises into a saving of many thousands of pounds to participating parents who receive the information and are empowered to act.

The roots of our organisation are fixed in a very strong educational tradition. In fact, British Dyslexics began as an undergraduate self-help group at Bangor University. Ultimately, we aim to promote equality of opportunity within education and to create a better quality of life for dyslexic children and their families nationwide.

A few words from our Chairperson

Covid-19 has continued to make the charity's job to seek financial support even harder than usual. Covid-19 has reduced our ability to raise funds by more than a third. On top of this the cost-of-living crisis is also hitting everyone hard. Due to these factors, we have decided to close one of our offices and moved everyone and everything over to our remaining offices. We would like to say a massive thank you to the trust who have supported us who without their continued support we would be unable to continue to offer our free help and support to children/young people. On behalf of every parent and child we helped and supported this year we would like to pass on their appreciation and gratitude.

Now more than ever, for children with learning difficulties ensuring they get the best education is something that ultimately concerns us all

Regrettably, the need for our free services far outweighs our resources. As in the past our future plans will owe much to the many organisations and Charitable trusts that have supported us financially for the past five years. Naturally, we hope to build on the enormous goodwill and friendship they have shown us.

The parents who play such a vital part in bringing about awareness of dyslexia must also be congratulated on their excellent work and their tireless enthusiasm. Finally, many new and exciting things lie ahead, modern initiatives in teaching and education, new research into dyslexia and how it

affects children and campaigns to promote equality of opportunity in education.

Learning Difficulties

Not all disabilities are immediately apparent and whilst in Britain there are an estimated 350,000 children with conventional disabilities, the Department for Education estimates that in England alone there are a staggering 1,600,000 children currently suffering with learning difficulties, categorised by being more than 3 years behind. The overwhelming majority of these children do not receive one-to-one tuition nor are they being taught using special teaching techniques or equipment, such as multi-sensory teaching methods and computer based learning programs.

Furthermore, dyslexic children are usually taken out of national curriculum studies to attend special needs classes designed for children who are academically challenged, virtually ensuring that they fall further and further behind.

Our dyslexic teaching centre gives one-to-one tuition free of charge to every child who attends.

Although, there is now a very large waiting list of children waiting to attend. The centre also provides free assessments, support, counselling and specialist advice to parents and this is particularly important when they first discover that their child is dyslexic. The centre is also the prototype to be used as a blueprint on which to base more centres in the future.

British Dyslexics understands the fundamental importance of ensuring that each and every child is allowed to achieve self-fulfilment. Surely as Britain reaches the millennium, this should not be based on a parents ability to pay for extra help.

Multi-Sensory Learning

Over recent years research has consistently demonstrated that the most effective method of teaching dyslexic children is through a structured multi-sensory teaching approach. The technique uses visual, auditory and kinaesthetic inputs which are combined and reinforced in a way that helps children to overcome their learning difficulties. Conventional teaching techniques only tend to confuse dyslexic children. This is believed to be because of incompatibility problems between different systems in the brain. This causes the senses to fail 'to work together' correctly when processing language. The result can be a complete failure to understand the intricate and often contradictory rules of the English language.

If dyslexic children do not receive the correct type of help they are not generally able to learn automatic responses to letters and words in their written form. However, by using a technique such as Multi-sensory learning which insist on the simultaneous use of eyes, ears, voice and hands, the brain receives the same information from all the relevant senses and is forced to process the information in a more whole and correct way.

Multi-sensory learning is a structured approach to teaching by using reinforcing techniques this ensures that a child learns the ability to handle a relatively small number of sounds and symbols before progressing through the language, building on what is already known. This helps reduce the fear of failure and ridicule that tends to dominate the learning process of all dyslexic children. However, these negative feelings gradually

begin to disappear as children overcome their disability and success becomes more and more frequent.

Parents and teachers are encouraged to build on the automatic responses which are developed through all the activities of multi-sensory learning both at school and at home. As dyslexic children overcome their learning difficulties they often retain additional skills and abilities which they develop in response to coping with their dyslexia. These may include unusual creative skills, highly developed visual memories and exceptional abilities in creative and lateral thinking.

Campaigning

Currently, the vast number of children with learning disabilities and how little is available to help them is not yet understood by the majority of the public. Despite the numbers involved, currently no organisation is campaigning on the absolute importance of ensuring that all dyslexic children receive equal opportunities in education. In the forthcoming year we intend to begin campaigning on this important issue.

The impact of dyslexia upon children and the effect it has on the family unit has not been researched. This has led us to begin to produce a brief report which we intend to produce at the end of each year. The report will highlight the plight of children suffering psychological and emotional problems as a result of dyslexia and the effect this has on their families.

The report will also provide a voice for children and parents allowing them to express the true nature of the problems encountered in bringing up dyslexic children.

Qualifications

The ability to gain relevant qualification is now crucial in an ever more competitive employment marketplace. Currently, some children are doing better at higher levels. However, one in ten children leave school with absolutely no qualifications whatsoever. The prospects of these children even getting an interview for a worthwhile job is remote, let alone actually being offered employment.

With the advent of league tables the problems as got substantially worse. Schools have tended to concentrate their efforts on the most capable students in an effort to improve or maintain their place in the table. To add to this, funding for support services remain a low priority in most schools.

Last year less children than ever before were put forward to take GCE English examinations and of those that took the examination less than ever before passed it. In English, more than any other subject, the gap is widening and this year a new term came into being used to identify those who have no qualifications 'The educational underclass'.

Gaining qualifications is the initial essential step to obtaining worthwhile employment. How can our children succeed in life if many are allowed to fall at the very first obstacle? With no qualifications our children are condemned to a life of lost opportunity.

Testimonials

Mrs S W who has an 11 year old daughter.

"My daughter has been receiving lessons for a short space of time (5 month) She started High School approximately 6 weeks ago and so far she seems to be getting 'A' even in English, I think that speaks for itself"

Mrs K who has an 11 year old son.

"After my (then) 10 year old son was privately assessed as being dyslexic, we read an article about British Dyslexics and contacted them. We were seen within the day and my son started his lessons there the following week. My son still enjoys every lesson, his writing grew 200%. without the aid of British Dyslexics in my opinion my son would be a very quiet withdrawn and unconfident young person. Thank you from myself, my partner and a very appreciative son"

Mrs J O who has a 10 year old daughter

"The centre has been invaluable to us, her school are impressed with her spelling progress. The centre is her only real help. without the centre, my daughter could not possibly have progressed. The expensive private fees for help for dyslexic children proved too much for us as a family, the dyslexic centre is our only hope"

BRITISH DYSLEXICS
Statement of Financial Activities for the Period 1st August 2022 to 31st July 2023

	Restricted Funds £	Unrestricted Funds £	Total £
Income & Expenditure			
Income:			
Grants	23,055.39	2,759.50	25,814.89
Fund-raising	0.00	0.00	0.00
Deposit Interest	0.00		0.00
Total Income:	<u>23,055.39</u>	<u>2,759.50</u>	<u>25,814.89</u>
Direct Charitable Expenditure:			
Teaching Materials/Equipment			
Books	0.00	0.00	0.00
Equipment	0.00	0.00	0.00
Teaching	0.00	0.00	0.00
Providing Information			
Dyslexia Testing	0.00	0.00	0.00
Printing	1,401.30	0.00	1,401.30
Provision of Centre			
Salary & N.I.C costs	12,000.00	0.00	12,000.00
Postage	2,231.10	0.00	2,231.10
Telephone	615.49	0.00	615.49
Stationery	101.16	0.00	101.16
Toner/Ink/Paper	272.61	0.00	272.61
Cleaning Materials	0.00	33.32	33.32
Lighting & Heating	0.00	263.70	263.70
Rent & Rates	6,433.73	0.00	6,433.73
Transportation			
Fuel & Oil	0.00	751.48	751.48
Other Transport costs	0.00	0.00	0.00
	<u>23,055.39</u>	<u>1,048.50</u>	<u>24,103.89</u>
Other Expenditure:			
Fund-raising cost	0.00	0.00	0.00
Publishing	0.00	0.00	0.00
Training	0.00	0.00	0.00
Insurance	0.00	711.00	711.00
Sundries	0.00	0.00	0.00
	<u>0.00</u>	<u>711.00</u>	<u>711.00</u>
Total Expenditure:	<u>23,055.39</u>	<u>1,759.50</u>	<u>24,814.89</u>
Net Income for period:	23,055.39	2,759.50	25,814.89
Balance carried forward:	<u>0.00</u>	<u>1,000.00</u>	<u>1,000.00</u>
Balance carried forward from previous year:		<u>38.26</u>	
Total balance carried forward:	<u>0.00</u>	<u>1,038.26</u>	<u>1,038.26</u>

BRITISH DYSLEXICS

Balance Sheet for the Period 1st August 2022 to 31st July 2023

		2021/2022	2022/2023
		£	£
Fixed Assets:			
Furniture & Equipment		<u>1,318.04</u>	<u>1,757.39</u>
less depreciation			439.35
			<u>1,318.04</u>
Current Assets:			
Debtors	0.00		
Balance at Bank:			
Deposit Account	<u>1,038.26</u>		
Current Liabilities:			
Creditors	<u>0.00</u>		
Net current assets:		<u>1,038.26</u>	
Net Assets:		<u>2,356.30</u>	
FUNDS			
Restricted Income:			
General Fund	0.00		
Unrestricted Income:			
General Fund	<u>38.26</u>		
Cash balance carried forward:	<u>1,000.00</u>		
Total Assets:	<u>1,038.26</u>	<u>1,038.26</u>	

31st July 2023

Allison Fielding

			RESTRICTED	UNRESTRICTED	
		Donations & Grants	Total	Total	Total
			43950	0	43950
03.12.18		The Fred Towler Charitable Trust	1,450	0	
22.12.18		Barbara Shuttle worth memorial trust Trust	1000	0	
05.10.18		The Sylvia and Colin Shepherd Charitable Trust	500	0	
03.08.18		Annie Tranmer Charitable Trust	1,000	0	
13.12.18		The Duncan Campbell Leggat Charitable Trust	500	0	
05.09.18		William Hardings Charity	2,800	0	
12.09.18		FSJ Charities	1000	0	
28.08.18		The Rosca Trust	2500	0	
03.09.18		The Rothley Trust	1,100	0	
27.01.19		Open Gate	1,400	0	
25.01.19		The Tory Family Foundation	500	0	
11.03.19		Pilkington Charities Fund	3,000	0	
18.03.19		Sir John Sumners Charitable Trust	200	0	
23.03.19		Doris Field Charitable Trust	1,000	0	
27.03.19		CB & HH Taylor Charitable Trust	500	0	
02.04.19		Lord Leverhulme's Charitable Trust	500	0	
02.04.19		The Ammco Charitable Trust	500	0	
10.04.19		The Nathaniel Reyner Trust Fund	1000	0	
09.04.19		New Appeals Organisation for the City & County of Nottingham	3,200	0	
30.04.19		The Christopher H R Reeves Charitable Trust	3,200	0	
29.04.19		sheffield bluecoat & mount pleasant educational foundation	1,000	0	
07.05.19		oakdale Trust	1,000	0	
14.05.19		Annie Tranmer Charitable Trust	1,000	0	
16.05.19		The William Leech Charity	1,000	0	
24.05.19		The Hedley Foundation	3,200	0	
24.05.19		Charity link	500	0	
18.04.19		the friarsgate Trust	500	0	
26.05.19		j Reginald Corah Foundation Fund	500	0	
29.05.19		Florence Turner Charitable Trust	1000	0	
12.06.19		zendra uk Trust	2000	0	
24.07.19		sir james roll Charitable Trust	1000	0	
14.07.19		the george ward Charitable Trust	1600	0	
20.07.19		The robert and margaret moss Charitable trust	500	0	

Income

21.07.19	Maud Elkington Charitable trust	1000	0	
23.07.19	the stanton ballard Charitable Trust	500	0	
02.07.19	proven family trust	300	0	
01.07.19	matthews wrightson charity Trust	500	0	
		0	0	
		0	0	
		0	0	
		0	0	
		0	0	
		0	0	
		0	0	
		0	0	
00.00.00	Charitable Trust	0	0	
00.00.00	Charitable Trust	0	0	
00.00.00	Charitable Trust	0	0	
00.00.00	Charitable Trust	0	0	
03.02.11	Account No (B30011800) Voucher Number 1059213	0	0	
03.02.11	Pettit Charitable Trust	0	0	
03.02.11	Stella Symons Charitable Trust	0	0	
10.02.11	J H Levy Charitable Trust	0	0	
10.02.11	D C Leggat's Charitable Trust	0	0	
14.02.11	Annie Tranmer Charitable Trust	0	0	
24.03.11	The Norman Family Charitable Trust	0	0	
24.03.11	The Harris & Sheldon Group	0	0	
24.03.11	N Smith CT	0	0	
24.03.11	The Sir Jules thorn Charitable Trust	0	0	
24.03.11	The James Beattie Charitable Trust (Wolves)	0	0	
14.08.11	The Promotion of English Trust	0	0	
15.08.11	The Lynn Foundation	0	0	
14.09.11	Johnson matthey	0	0	
22.09.11	The Sydney Black Charitable Trust	0	0	
22.09.11	Brittania Refined Metals (caf voucher)	0	0	
13.10.11	Allied Irish Bank (GB)(Caf Voucher)	0	0	
13.10.11	Accrington Lions Club	0	0	
08.11.11	Dennis Alan Yardy Charitable trust	0	0	
08.11.11	The Ibbett Trust	0	0	

Income

08.11.11	The Norman Family Charitable Trust	0	0
25.11.11	Northcott Devon Foundation	0	0
25.11.11	Hull & East Riding CT	0	0
25.11.11	The James Beattie Charitable Trust (Wolves)	0	0
05.12.11	CPUK	0	0
09.12.11	Ernest Cook Trust	0	0
09.12.11	The Tory Family Foundation	0	0
19.12.11	DC Leggat's Charitable trust	0	0
19.12.11	Ursula Keyes CT	0	0
		0	0
		0	0
		0	0
		0	0
		0	0
		0	0
		0	0
		0	0
		0	0
		0	0
		0	0
		0	0
		0	0
		0	0
		0	0
		0	0
		0	0
		0	0
		0	0
		0	0
		0	0
		0	0
		0	0
		0	0
		0	0
		0	0
		0	0
		0	0
		0	0
		0	0
		0	0
		0	0
		0	0

Income

			0	0		
			0	0		
			0	0		
			0	0		
			0	0		
			0	0		
			0	0		
			0	0		
			0	0		
			0	0		
			0	0		
			0	0		
			0	0		
			0	0		
			0	0		
			0	0		
			0	0		
			0	0		
			0	0		
			0	0		
			0	0		
			0	0		

RESTRICTED	UNRESTRICTED	
Total	Total	Total
0	0	0
0	0	0
0	0	0
0	0	
0	0	0
0	0	0
0	0	0
0	0	0
0	0	0
0	0	0
0	0	0
0	0	0
0	0	0
0	0	0
0	0	0
0	0	0
0	0	0
0	0	0
0	0	0
0	0	0
0	0	0
0	0	0
0	0	0
0	0	0
0	0	0
0	0	
0	0	0
0	0	0
0	0	
0	0	0
0	0	0
0	0	
0	0	0
0	0	0

0	0	0
0	0	0
0	0	0
0	0	
0	0	0
0	0	
0	0	0
0	0	0
0	0	0
0	0	0
0	0	0
0	0	
0	0	
0	0	
0	0	0
0	0	
0	0	
0	0	
0	0	
0	0	
0	0	0
0	0	0
0	0	0
0	0	0
0	0	0
0	0	
0	0	
0	0	
0	0	0
0	0	0
0	0	0
0	0	0
0	0	0
0	0	0
0	0	0
0	0	0
0	0	0
0	0	0
0	0	0

Income

0	0	
0	0	
0	0	
0	0	
0	0	
0	0	
0	0	
0	0	
0	0	
0	0	
0	0	
0	0	
0	0	
0	0	
0	0	
0	0	
0	0	
0	0	
0	0	
0	0	
0	0	
0	0	
0	0	
0	0	

Direct Charitable Expenditure

Num	Books	Num	Equipment	Num	Postage	Num	Telephone	Num	Stationery	Num	Toner/Ink & Paper	Num
	Total		Total		Total		Total		Total		Total	
	120.8		1150.91		759.58		530.58		101.53		364.52	
	Vat		Vat		Vat		Vat		Vat		Vat	
	0		171.4121277		0		79.0225532		15.1214894		54.290212766	
1	10.6	1	150	1	719.58	1	11.99	1	28.65	1	38.76	1
2	13.5	2	163.99	2	40	2	38.64	2	22.88	2	45.76	2
3	5.2	3	78.99	3		3	11.99	3	50	3	82	3
4	4	4	79.99	4		4	11.99	4	0	4	198	4
5	84.5	5	179	5		5	11.99	5	0	5		5
6	3	6	21.97	6		6	11.99	6	0	6		6
7	0	7	14.25	7		7	11.99	7	0	7		7
8	0	8	10	8		8	420	8	0	8		8
9	0	9	4.94	9		9		9	0	9		9
10	0	10	34.99	10		10		10	0	10		10
11	0	11	17.5	11		11		11	0	11		11
12	0	12	269	12		12		12	0	12		12
13	0	13	5.29	13		13		13	0	13		13
14	0	14	62	14		14		14		14		14

Direct Charitable Expenditure

15	0	15	59	15		15		15		15		15
16	0	16	0	16		16		16		16		16
17	0	17	0	17		17		17		17		17
18	0	18	0	18		18		18		18		18
19		19	0	19		19		19		19		19
20		20	0	20		20		20		20		20
21		21	0	21		21		21		21		21
22		22	0	22		22		22		22		22
23		23	0	23		23		23		23		23
24		24	0	24		24		24		24		24
25		25	0	25		25		25		25		25
26		26	0	26		26		26		26		26
27		27	0	27		27		27		27		27
28		28	0	28		28		28		28		28
29		29	0	29		29		29		29		29
30		30	0	30		30		30		30		30
31		31	0	31		31		31		31		31
32		32	0	32		32		32		32		32
33		33	0	33		33		33		33		33
34		34	0	34		34		34		34		34
35		35	0	35		35		35		35		35
36		36	0	36		36		36		36		36
37		37	0	37		37		37		37		37
38		38	0	38		38		38		38		38
39		39	0	39		39		39		39		39

Direct Charitable Expenditure

40		40	0	40		40		40		40		40
41		41	0	41		41		41		41		41
42		42	0	42		42		42		42		42
43		43	0	43		43		43		43		43
44		44	0	44		44		44		44		44
45		45	0	45		45		45		45		45
46		46	0	46		46		46		46		46
47		47	0	47		47		47		47		47
48		48	0	48		48		48		48		48
49		49	0	49		49		49		49		49
50		50	0	50		50		50		50		50
		51	0					51				51
		52	0					52				52
		53	0					53				53
		54	0					54				54
		55	0					55				55
		56	0					56				56
		57	0					57				57
		58	0					58				58
		59	0					59				59
			0					60				60
								61				61
								62				62
								63				63
								64				64

Direct Charitable Expenditure

								65				65
								66				66
								67				67
								68				68
								69				69
								70				70
								71				71
								72				72
								73				73
								74				74
								75				75
								76				76
								77				77
								78				78
								79				79
								80				80
								81				81
								82				82
								83				83
								84				84
								85				85
								86				86
								87				87
								88				88
								89				

Direct Charitable Expenditure

	0		0		0	90		0		0
	0		0		0	91		0		0
	0		0		0	92		0		0
	0		0		0	93		0		0
	0		0		0	94		0		0
	0		0		0	95		0		0
	0		0		0	96		0		0
	0		0		0	97		0		0
	0		0		0	98		0		0
	0		0		0	99		0		0
	0		0		0	100		0		0
	0		0		0	101		0		0
	0		0		0	102		0		0
	0		0		0	103		0		0
	0		0		0	104		0		0
	0		0		0	105		0		0
	0		0		0	106		0		0
	0		0		0	107		0		0
	0		0		0	108		0		0
	0		0		0	109		0		0
	0		0		0	110		0		0
	0		0		0	111		0		0
	0		0		0	112		0		0
	0		0		0	113		0		0
	0		0		0	114		0		0

Direct Charitable Expenditure

	0		0		0	115		0		0
	0		0		0	116		0		
	0		0		0	117		0		
	0		0		0	118		0		
	0		0		0	119		0		
	0		0		0	120		0		
	0		0		0	121		0		
	0		0		0	122		0		
	0		0		0	123		0		
	0		0		0	124		0		
	0		0		0	125		0		
	0		0		0	126		0		
	0		0		0	127		0		
	0		0		0	128		0		
	0		0		0	129		0		
	0		0		0	130		0		
	0		0		0	131		0		
	0		0		0	132		0		
	0		0		0	133		0		
	0		0		0	134		0		
	0		0		0	135		0		
	0		0		0	136		0		
	0		0		0	137		0		
	0		0		0	138		0		
	0		0		0	139		0		

Direct Charitable Expenditure

	0		0		0	140		0		
	0		0		0	141		0		
	0		0		0	142		0		
	0		0		0	143		0		
	0		0		0	144		0		
	0		0		0	145		0		
	0		0		0	146		0		
	0		0		0	147		0		
	0		0		0	148		0		
	0		0		0	149		0		
	0		0		0	150		0		
	0		0		0	151		0		
	0		0		0	152		0		
	0		0		0	153		0		
	0		0		0	154		0		
	0		0		0	155		0		
	0		0		0	156		0		
	0		0		0	157		0		
	0		0		0	158		0		
	0		0		0	159		0		
	0		0		0	160		0		
	0		0		0	161		0		
	0		0		0	162		0		
	0		0		0	163		0		
	0		0		0	164		0		

Direct Charitable Expenditure

	0		0		0	165		0		
	0		0		0	166		0		
	0		0		0	167		0		
	0		0		0	168		0		
	0		0		0	169		0		
	0		0		0	170		0		
	0		0		0	171		0		
	0		0		0	172		0		
	0		0		0	173		0		
	0		0		0	174		0		
	0		0		0	175		0		
	0		0		0	176		0		
	0		0		0	177		0		
	0		0		0	178		0		
	0		0		0	179		0		
	0		0		0	180		0		
	0		0		0	181		0		
	0		0		0	182		0		
	0		0		0	183		0		
	0		0		0	184		0		
	0		0		0	185		0		
	0		0		0	186		0		
	0		0		0	187		0		
	0		0		0	188		0		
	0		0		0	189		0		

Direct Charitable Expenditure

0	0	0	0	0	190	0
0	0	0	0	0	191	0
0	0	0	0	0	192	0
0	0	0	0	0	193	0
0	0	0	0	0	194	0
0	0	0	0	0	195	0
0	0	0	0	0	196	0
0	0	0	0	0	197	0
0	0	0	0	0	198	0
0	0	0	0	0	199	0
0	0	0	0	0	200	0
0	0	0	0	0	201	0
0	0	0	0	0	202	0
0	0	0	0	0	203	0
0	0	0	0	0	204	0
0	0	0	0	0	205	0
0	0	0	0	0	206	0
0	0	0	0	0	207	0
0	0	0	0	0	208	0
0	0	0	0	0	209	0
0	0	0	0	0	210	0
0	0	0	0	0	211	0
0	0	0	0	0	212	0
0	0	0	0	0	213	0
0	0	0	0	0	214	0

Direct Charitable Expenditure

	0		0		0	215	0		
	0		0		0	216	0		
	0		0		0	217	0		
	0		0		0	218	0		
	0		0		0	219	0		
	0		0		0	220	0		
	0		0		0	221	0		
	0		0		0	222	0		
	0		0		0	223	0		
	0		0		0	224	0		
	0		0		0	225	0		
	0		0		0	226	0		
	0		0		0	227	0		
	0		0		0	228	0		
	0		0		0	229	0		
	0		0		0	230	0		
	0		0		0	231	0		
	0		0		0	232	0		
	0		0		0	233	0		
	0		0		0	234	0		
	0		0		0	235	0		
	0		0		0	236	0		
	0		0		0	237	0		
						238			
						239			

Direct Charitable Expenditure

								240				
								241				
								242				
								243				
								244				
								245				
								246				
								247				
								248				
								249				
								250				
								251				
								252				
								253				

Direct Charitable Expenditure

Heating	Num	Water	Num	Rent & Ra	Num	Fuel & Oil	Num	Other	Transport Cos	Num	Insurance	Num
Total		Total		Total		Total		Total		Total		
300		120		8765.9		1506.92		142		921.36		
Vat		Vat		Vat		Vat		Vat		Vat		
0		0		0		224.43489		21.1489361702128		137.22383		
300	1	120	1	561.44	1	29.95	1		40	1	921.36	1
	2	0	2	168.97	2	55	2		40	2		2
	3	0	3	90	3	50	3		40	3		3
	4		4	168.97	4	20	4		8	4		4
	5		5	561.44	5	9.97	5		14	5		5
	6		6	168.97	6	30	6		0	6		6
	7		7	561.44	7	10	7		0	7		7
	8		8	168.97	8	29.93	8			8		8
	9		9	561.44	9	20.1	9			9		9
	10		10	381.93	10	48.23	10			10		10
	11		11	561.44	11	30	11			11		11
	12		12	561.44	12	30	12			12		12
	13		13	168.97	13	53.89	13			13		13
	14		14	561.44	14	29.98	14			14		14

Direct Charitable Expenditure

	15		15	381.93	15	29.95	15		15		15
	16		16	561.44	16	57.02	16		16		16
	17		17	168.97	17	26.96	17		17		17
	18		18	561.44	18	29.96	18		18		18
	19		19	168.97	19	30	19		19		19
	20		20	561.44	20	29.93	20		20		20
	21		21	90	21	29.98	21		21		21
	22		22	90	22	30	22		22		22
	23		23	90	23	29.97	23		23		23
	24		24	168.97	24	29.98	24		24		24
	25		25	168.97	25	26.96	25		25		25
	26		26	168.97	26	29.97	26		26		26
	27		27	168.97	27	0	27		27		27
	28		28	168.97	28	29.95	28		28		28
	29		29		29	30.01	29		29		29
	30		30		30	29.94	30		30		30
	31		31		31	29.93	31		31		31
	32		32		32	30	32		32		32
	33		33		33	29.96	33		33		33
	34		34		34	29.96	34		34		34
	35		35		35	29.85	35		35		35
	36		36		36	20.06	36		36		36
	37		37		37	29.95	37		37		37
	38		38		38	29.95	38		38		38
	39		39		39	29.99	39		39		39

Direct Charitable Expenditure

	40		40		40	29.95	40		40		40
	41		41		41	30	41		41		41
	42		42		42	29.96	42		42		42
	43		43		43	29.9	43		43		43
	44		44		44	29.9	44		44		44
	45		45		45	40.02	45		45		45
	46		46		46	30.02	46		46		46
	47		47		47	19.99	47		47		47
	48		48		48	29.98	48		48		48
	49		49		49	29.93	49		49		49
	50		50		50	29.99	50		50		50
	51				51	0					
	52				52	0					
	53				53	0					
	54				54	0					
	55				55	0					
	56				56	0					
	57				57	0					
	58				58	0					
	59				59	0					
	60				60	0					
	61				61	0					
	62				62	0					
	63				63	0					
	64				64	0					

Direct Charitable Expenditure

	65			65	0				
	66			66					
	67			67					
	68			68					
	69			69					
	70			70					
	71			71					
	72			72					
	73			73					
	74			74					
	75			75					
	76			76					
	77			77					
	78			78					
	79			79					
	80			80					
	81			81					
	82			82					
	83			83					
	84			84					
	85			85					
				86					
				87					
				88					
				89					

Direct Charitable Expenditure

0		0		0 90	0		0		0
0		0		0 91	0		0		0
0		0		0 92	0		0		0
0		0		0 93	0		0		0
0		0		0 94	0		0		0
0		0		0 95	0		0		0
0		0		0 96	0		0		0
0		0		0 97	0		0		0
0		0		0 98	0		0		0
0		0		0 99	0		0		0
0		0		0 100	0		0		0
0		0		0 101	0		0		0
0		0		0 102	0		0		0
0		0		0 103	0		0		0
0		0		0 104	0		0		0
0		0		0 105	0		0		0
0		0		0 106	0		0		0
0		0		0 107	0		0		0
0		0		0 108	0		0		0
0		0		0 109	0		0		0
0		0		0 110	0		0		0
0		0		0 111	0		0		0
0		0		0 112	0		0		0
0		0		0 113	0		0		0
0		0		0 114	0		0		0

Direct Charitable Expenditure

0		0		0 115	0		0		0
0		0		0 116	0		0		0
0		0		0 117	0		0		0
0		0		0 118	0		0		0
0		0		0 119	0		0		0
0		0		0 120	0		0		0
0		0		0 121	0		0		0
0		0		0 122	0		0		0
0		0		0 123	0		0		0
0		0		0 124	0		0		0
0		0		0 125	0		0		0
0		0		0 126	0		0		0
0		0		0 127	0		0		0
0		0		0 128	0		0		0
0		0		0 129	0		0		0
0		0		0 130	0		0		0
0		0		0 131	0		0		0
0		0		0 132	0		0		0
0		0		0 133	0		0		0
0		0		0 134	0		0		0
0		0		0 135	0		0		0
0		0		0 136	0		0		0
0		0		0 137	0		0		0
0		0		0 138	0		0		0
0		0		0 139	0		0		0

Direct Charitable Expenditure

0		0		0 140	0		0		0
0		0		0 141	0		0		0
0		0		0 142	0		0		0
0		0		0 143	0		0		0
0		0		0 144	0		0		0
0		0		0 145	0		0		0
0		0		0 146	0		0		0
0		0		0 147	0		0		0
0		0		0 148	0		0		0
0		0		0 149	0		0		0
0		0		0 150	0		0		0
0		0		0 151	0		0		0
0		0		0 152	0		0		0
0		0		0 153	0		0		0
0		0		0 154	0		0		0
0		0		0 155	0		0		0
0		0		0 156	0		0		0
0		0		0 157	0		0		0
0		0		0 158	0		0		0
0		0		0 159	0		0		0
0		0		0 160	0		0		0
0		0		0 161	0		0		0
0		0		0 162	0		0		0
0		0		0 163	0		0		0
0		0		0 164	0		0		0

Direct Charitable Expenditure

0		0		0 165	0		0		0
0		0		0 166	0		0		0
0		0		0 167	0		0		0
0		0		0 168	0		0		0
0		0		0 169	0		0		0
0		0		0 170	0		0		0
0		0		0 171	0		0		0
0		0		0 172	0		0		0
0		0		0 173	0		0		0
0		0		0 174	0		0		0
0		0		0 175	0		0		0
0		0		0 176	0		0		0
0		0		0 177	0		0		0
0		0		0 178	0		0		0
0		0		0 179	0		0		0
0		0		0 180	0		0		0
0		0		0 181	0		0		0
0		0		0 182	0		0		0
0		0		0 183	0		0		0
0		0		0 184	0		0		0
0		0		0 185	0		0		0
0		0		0 186	0		0		0
0		0		0 187	0		0		0
0		0		0 188	0		0		0
0		0		0 189	0		0		0

Direct Charitable Expenditure

0		0		0 190	0		0		0
0		0		0 191	0		0		0
0		0		0 192	0		0		0
0		0		0 193	0		0		0
0		0		0 194	0		0		0
0		0		0 195	0		0		0
0		0		0 196	0		0		0
0		0		0 197	0		0		0
0		0		0 198	0		0		0
0		0		0 199	0		0		0
0		0		0 200	0		0		0
0		0		0 201	0		0		0
0		0		0 202	0		0		0
0		0		0 203	0		0		0
0		0		0 204	0		0		0
0		0		0 205	0		0		0
0		0		0 206	0		0		0
0		0		0 207	0		0		0
0		0		0 208	0		0		0
0		0		0 209	0		0		0
0		0		0 210	0		0		0
0		0		0 211	0		0		0
0		0		0 212	0		0		0
0		0		0 213	0		0		0
0		0		0 214	0		0		0

Direct Charitable Expenditure

0		0		0 215	0		0		0
0		0		0 216	0		0		0
0		0		0 217	0		0		0
0		0		0 218	0		0		0
0		0		0 219	0		0		0
0		0		0 220	0		0		0
0		0		0 221	0		0		0
0		0		0 222	0		0		0
0		0		0 223	0		0		0
0		0		0 224	0		0		0
0		0		0 225	0		0		0
0		0		0 226	0		0		0
0		0		0 227	0		0		0
0		0		0 228	0		0		0
0		0		0 229	0		0		0
0		0		0 230	0		0		0
0		0		0 231	0		0		0
0		0		0 232	0		0		0
0		0		0 233	0		0		0
0		0		0 234	0		0		0
0		0		0 235	0		0		0
0		0		0 236	0		0		0
0		0		0 237	0		0		0
				238					
				239					

Direct Charitable Expenditure

					240						
					241						
					242						
					243						
					244						
					245						
					246						
					247						
					248						
					249						
					250						
					251						
					252						
					253						

Direct Charitable Expenditure

Publishing				VAT RETURN 1st QUARTER	
Total		Direct Char Expend	1st QUARTER	VAT due on sales	1
0		14784.1	0	VAT due in on acquisitions	2
			0	Total VAT due (sum 1 & 2)	3
Vat		Total Vat	0	VAT reclaimed on purchases	4
0		0	2nd QUARTER	Net VAT to be paid to custom	5
			0		
		Total Amount(excl vat	0	Total value of sales and outputs	6
		14784.1	0	Total value of purchases (inc 9)	7
			3rd QUARTER	Total value of supplies ex VAT	8
			0	total value of all acquisitions ex VA	9
			0		
			0		
			4th QUARTER	VAT RETURN 2nd QUARTER	
			0		
			0	VAT due on sales	1
			0	VAT due in on acquisitions	2
				Total VAT due (sum 1 & 2)	3
				VAT reclaimed on purchases	4
				Net VAT to be paid to custom	5
				Total value of sales and outputs	6
				Total value of purchases (inc 9)	7

Direct Charitable Expenditure

				Total value of supplies ex VAT	8
				Total value of all acquisitions ex VA	9
				VAT RETURN 3rd QUARTER	
				VAT due on sales	1
				VAT due in on acquisitions	2
				Total VAT due (sum 1 & 2)	3
				VAT reclaimed on purchases	4
				Net VAT to be paid to custom	5
				Total value of sales and outputs	6
				Total value of purchases (inc 9)	7
				Total value of supplies ex VAT	8
				Total value of all acquisitions ex VA	9
				VAT RETURN 4th QUARTER	
				VAT due on sales	1
				VAT due in on acquisitions	2
				Total VAT due (sum 1 & 2)	3
				VAT reclaimed on purchases	4
				Net VAT to be paid to custom	5

Direct Charitable Expenditure

				Total value of sales and outputs	6
				Total value of purchases (inc 9)	7
				Total value of supplies ex VAT	8
				Total value of all acquisitions ex VA	9

Direct Charitable Expenditure

0				
0				
0				
0				
0				
0				
0				
0				
0				
0				
0				
0				
0				
0				
0				
0				
0				
0				
0				
0				
0				
0				
0				
0				
0				

Direct Charitable Expenditure

0					
0					
0					
0					
0					
0					
0					
0					
0					
0					
0					
0					
0					
0					
0					
0					
0					
0					
0					
0					
0					
0					
0					

Direct Charitable Expenditure

0				
0				
0				
0				
0				
0				
0				
0				
0				
0				
0				
0				
0				
0				
0				
0				
0				
0				
0				
0				
0				
0				
0				
0				
0				

Direct Charitable Expenditure

0				
0				
0				
0				
0				
0				
0				
0				
0				
0				
0				
0				
0				
0				
0				
0				
0				
0				
0				
0				
0				
0				
0				
0				
0				
0				

Direct Charitable Expenditure

0					
0					
0					
0					
0					
0					
0					
0					
0					
0					
0					
0					
0					
0					
0					
0					
0					
0					
0					
0					
0					
0					
0					
0					
0					
0					
0					
0					
0					
0					
0					
0					

Direct Charitable Expenditure

0				
0				
0				
0				
0				
0				
0				
0				
0				
0				
0				
0				
0				
0				
0				
0				
0				
0				
0				
0				
0				
0				
0				
0				

Direct Charitable Expenditure

	W/Ending	IN	OUT	total	TOTAL	ADDING						
0		0	0	0	0	Total						
0						753.92						
0	04.08.00	0	0	0	0							
0	11.08.00	19	0	0	0	Vat						
0	18.08.00	20	0	0	0	112.285957						
	25.08.00	21	0	0	0							
0	01.09.00	22	0	0	0							
	08.09.00	23	0	0	0							
0	15.09.00	24	0	0	0							
0	11.09.00	25	0	0	0	47.88						
0	29.09.00	26	0	0	0	54.2						
	06.10.00	27	0	0	0	92.65						
	13.10.00	28	0	0	0	98.67						
	20.10.00	29	0	0	0	36.65						
	27.10.00	30	0	0	0	149.32						
0	03.11.00	31	0	0	0	274.55						
0	10.11.00	32	0	0	0	0						
0	17.11.00	33	0	0	0	0						
0	24.11.00	34	0	0	0	0						
0	01.12.00	35	0	0	0	0						
0	08.12.00	36	0	0	0	0						
	15.12.00	37	0	0	0	0						
0	22.12.00	38	0	0	0	0						

Direct Charitable Expenditure

0	29.12.00	39	0	0	0	0	0	0					
0	05.01.01	40	0	0	0	0	0	0					
	12.01.01	41	0	0	0	0	0	0					
	19.01.01	42	0	0	0	0	0	0					
	26.01.01	43	0	0	0	0	0	0					
	02.02.01	44	0	0	0	0	0	0					
0	09.02.01	45	0	0	0	0	0	0					
0	16.02.01	46	0	0	0	0	0	0					
0	23.02.01	47	0	0	0	0	0	0					
0	02.03.01	48	0	0	0	0	0	0					
0	09.03.01	49	0	0	0	0	0	0					
0	16.03.01	50	0	0	0	0	0	0					
	23.03.01	51	0	0	0	0	0	0					
0	30.03.01	52	0	0	0	0	0	0					
0		53	0	0	0	0	0	0					
0		0	0	0	0	0	0	0					
	06.04.01	1	0	0	0	0	0	0					
	13.04.01	2	0	0	0	0	0	0					
	20.04.01	3	0	0	0	0	0	0					
	27.04.01	4	0	0	0	0	0	0					
0	04.05.01	5	0	0	0	0	0	0					
0	11.05.01	6	0	0	0	0	0	0					
0	18.05.01	7	0	0	0	0	0	0					
0	25.05.01	8	0	0	0	0	0	0					
0		9	0	0	0	0	0	0					

Direct Charitable Expenditure

0			0	0	0	0			0				
			0	0	0	0			0				
0			0	0	0	0			0				
0			0	0	0	0			0				
0			0	0	0	0			0				
			0	0	0	0			0				
			0	0	0	0			0				
			0	0	0	0			0				
			0	0	0	0			0				
			0	0	0	0			0				
			0	0					0				
			0	0					0				
			0	0					0				
			0	0					0				
			0	0					0				
			0	0					0				
			0	0					0				
			0	0					0				
			0	0					0				
			0	0					0				
			0	0					0				
			0	0					0				
			0	0					0				
			0	0					0				
			0	0					0				
			0	0					0				
			0	0					0				
			0	0					0				
			0	0					0				
			0	0					0				

Direct Charitable Expenditure

			0	0				0					
			0	0				0					
			0	0				0					
			0	0				0					
			0	0				0					
			0	0				0					
			0	0				0					
			0	0				0					
			0	0				0					
			0	0				0					
			0	0				0					
			0	0				0					
			0	0				0					
			0	0				0					
			0	0				0					
			0	0				0					
			0	0				0					
			0	0				0					
			0	0				0					
			0	0				0					
			0	0				0					
			0	0				0					
			0	0				0					
			0	0				0					

Direct Charitable Expenditure

			0	0				0					
			0	0				0					
			0	0				0					
			0	0				0					
			0	0				0					
			0	0				0					
			0	0				0					
			0	0				0					
			0	0				0					
			0	0				0					
			0	0				0					
			0	0				0					
			0	0				0					
			0	0				0					
			0	0				0					
			0	0				0					
			0	0				0					
			0	0				0					
			0	0				0					
			0	0				0					
			0	0				0					
			0	0				0					
			0	0				0					

Direct Charitable Expenditure

			0	0				0				
			0	0				0				
			0	0				0				
			0	0				0				
			0	0				0				
			0	0				0				
			0	0				0				
			0	0				0				
			0	0				0				
			0	0				0				
			0	0				0				
			0	0				0				
			0	0				0				
			0	0				0				
			0	0				0				
			0	0				0				
			0	0				0				
			0	0				0				
			0	0				0				
			0	0				0				
			0	0				0				
			0	0				0				
			0	0				0				
			0	0				0				

Direct Charitable Expenditure

			0	0				0					
			0	0				0					
			0	0				0					
			0	0				0					
			0	0				0					
			0	0				0					
			0	0				0					
			0	0				0					
			0	0				0					
			0	0				0					
			0	0				0					
			0	0				0					
			0	0				0					
			0	0				0					
			0	0				0					
			0	0				0					
			0	0				0					
			0	0				0					
			0	0				0					
			0	0				0					
			0	0				0					
			0	0				0					
			0	0				0					

Direct Charitable Expenditure

			0	0				0					
			0	0				0					
			0	0				0					
			0	0				0					
			0	0				0					
			0	0				0					
			0	0				0					
			0	0				0					
			0	0				0					
			0	0				0					
			0	0				0					
			0	0				0					
			0	0				0					
			0	0				0					
			0	0				0					
			0	0				0					
			0	0				0					
			0	0				0					
			0	0				0					
			0	0				0					
			0	0				0					
			0	0				0					

Direct Charitable Expenditure

			0	0				0					
			0	0				0					
			0	0				0					
			0	0				0					
			0	0				0					
			0	0				0					
			0	0				0					
			0	0				0					
			0	0				0					
			0	0				0					
			0	0				0					
			0	0				0					
			0	0				0					
			0	0				0					
			0	0				0					
			0	0				0					
			0	0				0					
			0	0				0					
			0	0				0					
			0	0				0					
			0	0				0					
			0	0				0					
			0	0				0					
			0	0				0					
			0	0				0					
			0	0				0					
			0	0				0					
			0	0				0					
			0	0				0					
			0	0				0					
			0	0				0					

Direct Charitable Expenditure

			0	0				0				
			0	0				0				
			0	0				0				
			0	0				0				
			0	0				0				
			0	0				0				
			0	0				0				
			0	0				0				
			0	0				0				
			0	0				0				
			0	0				0				
			0	0				0				
			0	0				0				
			0	0				0				
			0	0				0				
			0	0				0				
								0				
								0				
								0				
								0				
								0				
								0				
								0				
								0				
								0				
								0				
								0				
								0				

Direct Charitable Expenditure

																				840

Shop Expenditure

2011								
Num	Macro	Num	Bookers	Num	Costco	Num	Sundries	Num
	Total		Total		Total		Total	
	23876.7		767.31		2556.56		2802.59	
1	187.42	1	13.1	1	90.47	1	23	1
2	133.75	2	6.9	2	157.5	2	7.5	2
3	44.34	3	30.32	3	239.9	3	8.7	3
4	21.66	4	3.65	4	106.28	4	1	4
5	24.12	5	15.83	5	82.93	5	10.32	5
6	126.84	6	25.49	6	184.17	6	12.98	6
7	165.69	7	18.69	7	142.01	7	15.46	7
8	89.84	8	10.02	8	164.08	8	4.57	8
9	77.76	9	7.25	9	38.07	9	6.85	9
10	59.25	10	6.83	10	208.77	10	61.45	10
11	33.11	11	28.66	11	93.94	11	55.39	11
12	102.46	12	21.31	12	84.98	12	58.07	12
13	45.42	13	25.41	13	60.46	13	12.15	13
14	45.36	14	49.64	14	161.91	14	2.4	14
15	132.69	15	13.94	15	318.09	15	8.8	15
16	134.43	16	17.28	16	135.2	16	1.78	16
17	63.05	17	28.13	17	90.71	17	5.34	17
18	164.96	18	41.38	18	69.03	18	5.15	18
19	115.67	19	3.45	19	128.06	19	4.4	19
20	148	20	6.29	20	0	20	4.4	20
21	51.69	21	19.99	21	0	21	1.2	21
22	44.7	22	24.4	22	0	22	37.4	22
23	47.88	23	8.46	23	0	23	25.35	23
24	8.39	24	2.25	24	0	24	6.2	24
25	97.28	25	10	25	0	25	19.5	25
26	86.57	26	24.06	26	0	26	9.5	26
27	84.84	27	4.14	27	0	27	5.11	27
28	12.48	28	48.65	28	0	28	12.98	28
29	68.18	29	20.08	29	0	29	13.36	29
30	111.77	30	32.17	30	0	30	34.41	30
31	128.56	31	63.22	31	0	31	16.64	31
32	129.41	32	53.64	32	0	32	8.35	32
33	98.84	33	12.95	33	0	33	21.05	33

Shop Expenditure

34	74.8	34	13.85	34	0	34	27.2	34
35	199.81	35	55.88	35	0	35	1.98	35
36	84.18	36		36	0	36	1.95	36
37	56.06	37		37	0	37	2.38	37
38	69.99	38		38	0	38	7.93	38
39	80.54	39		39	0	39	1.95	39
40	173.34	40	0	40	0	40	7.96	40
41	78.9	41	0	41	0	41	27.12	41
42	95.97	42	0	42	0	42	2	42
43	145.3	43	0	43	0	43	2	43
44	58.92	44	0	44	0	44	19.98	44
45	76.5	45	0	45	0	45	17.7	45
46	192.63	46	0	46	0	46	7.05	46
47	54.2	47	0	47	0	47	8.34	47
48	92.65	48	0	48	0	48	17.17	48
49	98.67	49	0	49	0	49	16.92	49
50	89.08	50	0	50	0	50	24.62	50
51	96.24	51	0	51	0	51	8.67	51
52	59.62	52	0	52	0	52	4.35	52
53	34.47	53	0	53	0	53	35.85	53
54	48.6	54	0	54	0	54	16	54
55	120.82	55	0	55	0	55	8.3	55
56	103.64	56	0	56	0	56	18.13	56
57	36.65	57	0	57	0	57	4.45	57
58	149.32	58	0	58	0	58	10.5	58
59	241.36	59	0	59	0	59	4	59
60	132.73	60	0	60	0	60	16.1	60
61	45.87	61	0	61	0	61	5	61
62	105.66	62	0	62	0	62	15.59	62
63	119.85	63	0	63	0	63	4	63
64	121.83	64	0	64	0	64	56.94	64
65	35.55	65	0	65	0	65	7.98	65
66	56.55	66	0	66	0	66	8.32	66
67	85.21	67	0	67	0	67	15	67
68	89.39	68	0	68	0	68	24.09	68
69	84.65	69	0	69	0	69	20.07	69
70	91.58	70	0	70	0	70	8.02	70
71	20.15	71	0	71	0	71	7.09	71
72	151.17	72	0	72	0	72	29.78	72
73	65.22	73	0	73	0	73	8.03	73
74	17.99	74	0	74	0	74	3.43	74
75	72.02	75	0	75	0	75	6.94	75
76	58.55	76	0	76	0	76	4	76
77	134.54	77	0	77	0	77	10.67	77
78	11.04	78	0	78	0	78	30.6	78
79	45.26	79	0	79	0	79	5.54	79

Shop Expenditure

80	52.97	80	0	80	0	80	49.07	80
81	14.82	81	0	81	0	81	88.91	81
82	23.41	82	0	82	0	82	9.95	82
83	219.36	83	0	83	0	83	22.05	83
84	102.11	84	0	84	0	84	5	84
85	86.42	85	0	85	0	85	5.45	85
86	84.14	86	0	86	0	86	10.01	86
87	120.78	87	0	87	0	87	11.05	87
88	221.7	88	0	88	0	88	100.97	88
89	50.84	89	0	89	0	89	18.38	89
90	53.33	90	0	90	0	90	2.35	90
91	36.7	91	0	91	0	91	37.67	91
92	106.98	92	0	92	0	92	13.91	92
93	76.87	93	0	93	0	93	34.1	93
94	11.38	94	0	94	0	94	48.2	94
95	100.74	95	0	95	0	95	39.25	95
96	57.21	96	0	96	0	96	70.27	96
97	152.95	97	0	97	0	97	65.07	97
98	53.21	98	0	98	0	98	54.93	98
99	73.71	99	0	99	0	99	76.09	99
100	62.67	100	0	100	0	100	14	100
101	77.28	101	0	101	0	101	7	101
102	81.48	102	0	102	0	102	20	102
103	109.87	103	0	103	0	103	14.1	103
104	19.44	104	0	104	0	104	15.52	104
105	103.89	105	0	105	0	105	24.37	105
106	62.95	106	0	106	0	106	18.99	106
107	59.19	107	0	107	0	107	8	107
108	60.4	108	0	108	0	108	36	108
109	131.06	109	0	109	0	109	21.5	109
110	68.75	110	0	110	0	110	130.15	110
111	64.31	111	0	111	0	111	39.2	111
112	72.41	112	0	112	0	112	145.49	112
113	106.07	113	0	113	0	113	10.03	113
114	93.62	114	0	114	0	114	23.96	114
115	116.96	115	0	115	0	115	3.98	115
116	54.47	116	0	116	0	116	5	116
117	126.28	117	0	117	0	117	6.38	117
118	122.88	118	0	118	0	118	29.09	118
119	34.95	119	0	119	0	119	1.68	119
120	52.07	120	0	120	0	120	25.6	120
121	76.2	121	0	121	0	121	50.15	121
122	136.95	122	0	122	0	122	28.05	122
123	135.49	123	0	123	0	123	6	123
124	55.9	124	0	124	0	124	8.78	124
125	60.37	125	0	125	0	125	49.25	125

Shop Expenditure

126	28	126	0	126	0	126	15	126
127	46.18	127	0	127	0	127	22.1	127
128	114.63	128	0	128	0	128	48.45	128
129	5.49	129	0	129	0	129	6.39	129
130	16.71	130	0	130	0	130	3.96	130
131	89.4	131	0	131	0	131	17.56	131
132	76.21	132	0	132	0	132	4.13	132
133	145.27	133	0	133	0	133	4	133
134	42.97	134	0	134	0	134	15.89	134
135	114.56	135	0	135	0	135	47.71	135
136	95.01	136	0	136	0	136	0	136
137	106.63	137	0	137	0	137	0	137
138	99.71	138	0	138	0	138	0	138
139	45.75	139	0	139	0	139	0	139
140	61.16	140	0	140	0	140	0	140
141	68.7	141	0	141	0	141	0	141
142	48.32	142	0	142	0	142	0	142
143	95.26	143	0	143	0	143	0	143
144	101.12	144	0	144	0	144	0	144
145	84.63	145	0	145	0	145	0	145
146	99.69	146	0	146	0	146	0	146
147	79.88	147	0	147	0	147	0	147
148	96.64	148	0	148	0	148	0	148
149	70.18	149	0	149	0	149	0	149
150	14.87	150	0	150	0	150	0	150
151	82.13	151	0	151	0	151	0	151
152	89.99	152	0	152	0	152	0	152
153	31.32	153	0	153	0	153	0	153
154	103.27	154	0	154	0	154	0	154
155	91.84	155	0	155	0	155	0	155
156	85.04	156	0	156	0	156	0	156
157	102.71	157	0	157	0	157	0	157
158	97.28	158	0	158	0	158	0	158
159	64.06	159	0	159	0	159	0	159
160	71.18	160	0	160	0	160	0	160
161	90.46	161	0	161	0	161	0	161
162	129.16	162	0	162	0	162	0	162
163	82.25	163	0	163	0	163	0	163
164	73.68	164	0	164	0	164	0	164
165	68.5	165	0	165	0	165	0	165
166	133.96	166	0	166	0	166	0	166
167	129.68	167	0	167	0	167	0	167
168	74.81	168	0	168	0	168	0	168
169	81.29	169	0	169	0	169	0	169
170	65.74	170	0	170	0	170	0	170
171	84.58	171	0	171	0	171	0	171

Shop Expenditure

172	112.86	172	0	172	0	172	0	172
173	107.62	173	0	173	0	173	0	173
174	82.23	174	0	174	0	174	0	174
175	102.55	175	0	175	0	175	0	175
176	78.99	176	0	176	0	176	0	176
177	83.5	177	0	177	0	177	0	177
178	92.16	178	0	178	0	178	0	178
179	107.44	179	0	179	0	179	0	179
180	109.35	180	0	180	0	180	0	180
181	117.53	181	0	181	0	181	0	181
182	73.73	182	0	182	0	182	0	182
183	7.78	183	0	183	0	183	0	183
184	80.1	184	0	184	0	184	0	184
185	62.35	185	0	185	0	185	0	185
186	35.6	186	0	186	0	186	0	186
187	71.49	187	0	187	0	187	0	187
188	117.53	188	0	188	0	188	0	188
189	64.82	189	0	189	0	189	0	189
190	119.93	190	0	190	0	190	0	190
191	38.82	191	0	191	0	191	0	191
192	98.18	192	0	192	0	192	0	192
193	91.04	193	0	193	0	193	0	193
194	103.6	194	0	194	0	194	0	194
195	108.88	195	0	195	0	195	0	195
196	79.64	196	0	196	0	196	0	196
197	105.51	197	0	197	0	197	0	197
198	91.23	198	0	198	0	198	0	198
199	111.78	199	0	199	0	199	0	199
200	34	200	0	200	0	200	0	200
201	82.49	201		201		201	0	201
202	105.86	202		202		202	0	202
203	112.7	203		203		203	0	203
204	79.32	204		204		204	0	204
205	125.88	205		205		205	0	205
206	81.3	206		206		206	0	206
207	118.32	207		207		207	0	207
208	128.97	208		208		208	0	208
209	47.77	209		209		209	0	209
210	83.01	210		210		210	0	210
211	108.5	211		211		211	0	211
212	50.95	212		212		212	0	212
213	126.88	213		213		213	0	213
214	58.29	214		214		214	0	214
215	55.11	215		215		215	0	215
216	122.95	216		216		216	0	216
217	129.47	217		217		217	0	217

Shop Expenditure

218	2.07	218		218		218	0	218
219	22.1	219		219		219	0	219
220	114.71	220		220		220	0	220
221	23.73	221		221		221	0	221
222	127.21	222		222		222	0	222
223	32.07	223		223		223	0	223
224	175.19	224		224		224	0	224
225	58.69	225		225		225	0	225
226	89.48	226		226		226	0	226
227	18.09	227		227		227	0	227
228	126.84	228		228		228	0	228
229	25.96	229		229		229	0	229
230	109.16	230		230		230	0	230
231	107.44	231		231		231	0	231
232	140.31	232		232		232	0	232
233	81.31	233		233		233	0	233
234	100.16	234		234		234	0	234
235	121.42	235		235		235	0	235
236	39.38	236		236		236	0	236
237	99.52	237		237		237	0	237
238	260.17	238		238		238	0	238
239	147.3	239		239		239	0	239
240	138.55	240		240		240	0	240
241	137.91	241		241		241	0	241
242	174.09	242		242		242	0	242
243	147.19	243		243		243	0	243
244	62.09	244		244		244	0	244
245	145.46	245		245		245	0	245
246	69.03	246		246		246	0	246
247	101.02	247		247		247	0	247
248	31.56	248		248		248	0	248
249	108.5	249		249		249	0	249
250	103.69	250		250		250	0	250
251	104.41	251		251		251	0	251
252	102.68	252		252		252	0	252
253	76.45	253		253		253	0	253
254	117.09	254		254		254	0	254
255	134.69	255		255		255	0	255
256	87.78	256		256		256	0	256
257	135.33	257		257		257	0	257
258	62.79	258		258		258	0	258
259	146.09	259		259		259	0	259
260	35.34	260		260		260	0	260
261	118.35	261		261		261	0	261
262	89.58	262		262		262	0	262
263	83.95	263		263		263	0	263

Shop Expenditure

264	44.83	264		264		264	0	264
265	173.57	265		265		265	0	265
266	148.64	266		266		266	0	266
267	160.54	267		267		267	0	267
268	102.78	268		268		268	0	268
269	33.48	269		269		269	0	269
270		270		270		270	0	270
271		271		271		271	0	271
272		272		272		272	0	272
273	0	273		273		273	0	273
274	0	274		274		274	0	274
275	0	275		275		275	0	275
276	0	276		276		276	0	276
277	0	277		277		277	0	277
278	0	278		278		278	0	278
279	0	279		279		279	0	279
280	0	280		280		280	0	280
281	0	281		281		281	0	281
282	0	282		282		282	0	282
283	0	283		283		283	0	283
284	0	284		284		284	0	284
285	0	285		285		285	0	285
286	0	286		286		286	0	286
287	0	287		287		287	0	287
288	0	288		288		288	0	288
289	0	289		289		289	0	289
290	0	290		290		290	0	290
291	0	291		291		291	0	291
292	0	292		292		292	0	292
293	0	293		293		293	0	293
294	0	294		294		294	0	294
295	0	295		295		295	0	295
296	0	296		296		296	0	296
297	0	297		297		297	0	297
298	0	298		298		298	0	298
299	0	299		299		299	0	299
300	0	300		300		300	0	300
301	0	301		301		301	0	301
302	0	302		302		302	0	302
303	0	303		303		303	0	303
304	0	304		304		304	0	304
305	0	305		305		305	0	305
306	0	306		306		306	0	306
307	0	307		307		307	0	307
308	0	308		308		308	0	308
309	0	309		309		309	0	309

Shop Expenditure

310	0	310		310		310	0	310
311	0	311		311		311	0	311
312	0	312		312		312	0	312
313	0	313		313		313	0	313
314	0	314		314		314	0	314
315	0	315		315		315	0	315
316	0	316		316		316	0	316
317	0	317		317		317	0	317
318	0	318		318		318	0	318
319	0	319		319		319	0	319
320	0	320		320		320	0	320
321	0	321		321		321	0	321
322	0	322		322		322	0	322
323	0	323		323		323	0	323
324	0	324		324		324	0	324
325	0	325		325		325	0	325
326	0	326		326		326	0	326
327	0	327		327		327	0	327
328	0	328		328		328	0	328
329	0	329		329		329	0	329
330	0	330		330		330	0	330
331	0	331		331		331	0	331
332	0	332		332		332	0	332
333	0	333		333		333	0	333
334	0	334		334		334	0	334
335	0	335		335		335	0	335
336	0	336		336		336	0	336
337	0	337		337		337	0	337
338	0	338		338		338	0	338
339	0	339		339		339	0	339
340	0	340		340		340	0	340
341	0	341		341		341	0	341
342	0	342		342		342	0	342
343	0	343		343		343	0	343
344	0	344		344		344	0	344
345	0	345		345		345	0	345
346	0	346		346		346	0	346
347	0	347		347		347	0	347
348	0	348		348		348	0	348
349	0	349		349		349	0	349
350	0	350		350		350	0	350
351	0	351		351		351	0	351
352	0	352		352		352	0	352
353	0	353		353		353	0	353
354	0	354		354		354	0	354
355	0	355		355		355	0	355

Shop Expenditure

356	0	356		356		356	0	356
357	0	357		357		357	0	357
358	0	358		358		358	0	358
359	0	359		359		359	0	359
360	0	360		360		360	0	360
361	0	361		361		361	0	361
362	0	362		362		362	0	362
363	0	363		363		363	0	363
364	0	364		364		364	0	364
365	0	365		365		365	0	365
366	0	366		366		366	0	366
367	0	367		367		367	0	367
368	0	368		368		368	0	368
369	0	369		369		369	0	369
370	0	370		370		370	0	370
371	0	371		371		371	0	371
372	0	372		372		372	0	372
373	0	373		373		373	0	373
374	0	374		374		374	0	374
375	0	375		375		375	0	375
376	0	376		376		376	0	376
377	0	377		377		377	0	377
378	0	378		378		378	0	378
379	0	379		379		379	0	379
380	0	380		380		380	0	380
381	0	381		381		381	0	381
382	0	382		382		382	0	382
383	0	383		383		383	0	383
384	0	384		384		384	0	384
385	0	385		385		385	0	385
386	0	386		386		386	0	386
387	0	387		387		387	0	387
388	0	388		388		388	0	388
389	0	389		389		389	0	389
390	0	390		390		390	0	390
391	0	391		391		391	0	391
392	0	392		392		392	0	392
393	0	393		393		393	0	393
394	0	394		394		394	0	394
395	0	395		395		395	0	395
396	0	396		396		396	0	396
397	0	397		397		397	0	397
398	0	398		398		398	0	398
399	0	399		399		399	0	399
400	0	400		400		400	0	400
401		401		401		401		401

Shop Expenditure

402		402		402		402		402
403		403		403		403		403
404		404		404		404		404
405		405		405		405		405
406		406		406		406		406
407		407		407		407		407
408		408		408		408		408
409		409		409		409		409
410		410		410		410		410
411		411		411		411		411
412		412		412		412		412
413		413		413		413		413
414		414		414		414		414
415		415		415		415		415
416		416		416		416		416
417		417		417		417		417
418		418		418		418		418
419		419		419		419		419
420		420		420		420		420
421		421		421		421		421
422		422		422		422		422
423		423		423		423		423
424		424		424		424		424
425		425		425		425		425
426		426		426		426		426
427		427		427		427		427
428		428		428		428		428
429		429		429		429		429
430		430		430		430		430
431		431		431		431		431
432		432		432		432		432
433		433		433		433		433
434		434		434		434		434
435		435		435		435		435
436		436		436		436		436
437		437		437		437		437
438		438		438		438		438
439		439		439		439		439
440		440		440		440		440
441		441		441		441		441
442		442		442		442		442
443		443		443		443		443
444		444		444		444		444
445		445		445		445		445
446		446		446		446		446
447		447		447		447		447

Shop Expenditure

448		448		448		448		448
449		449		449		449		449
450		450		450		450		450
451		451		451		451		451
452		452		452		452		452
453		453		453		453		453
454		454		454		454		454
455		455		455		455		455
456		456		456		456		456
457		457		457		457		457
458		458		458		458		458
459		459		459		459		459
460		460		460		460		460
461		461		461		461		461
462		462		462		462		462
463		463		463		463		463
464		464		464		464		464
465		465		465		465		465
466		466		466		466		466
467		467		467		467		467
468		468		468		468		468
469		469		469		469		469
470		470		470		470		470
471		471		471		471		471
472		472		472		472		472
473		473		473		473		473
474		474		474		474		474
475		475		475		475		475
476		476		476		476		476
477		477		477		477		477
478		478		478		478		478
479		479		479		479		479
480		480		480		480		480
481		481		481		481		481
482		482		482		482		482
483		483		483		483		483
484		484		484		484		484
485		485		485		485		485
486		486		486		486		486
487		487		487		487		487
488		488		488		488		488
489		489		489		489		489
490		490		490		490		490
491		491		491		491		491
492		492		492		492		492
493		493		493		493		493

Shop Expenditure

494		494		494		494		494
495		495		495		495		495
496		496		496		496		496
497		497		497		497		497
498		498		498		498		498
499		499		499		499		499

Shop Expenditure

			Month No.	Sundries	Total		2010
Papers	Vat						Num
	114.28		9	0	0		
			10	0			
Total			11	0			
103.05			12	0			
			1	0			
			2	0			
			3	0			
			4	0			
			5	0			
1.95			6	0			1
15.65			7	0			2
14.7			8	0			3
6.9							4
12.75							5
12.85							6
7.8							7
10.8							8
6.9							9
12.75							10
0							11
0							12
0							13
0							14
0							15
0							16
0							17
0							18
0							19
0							20
0							21
0							22
0							23
0							24
0							25
0							26
0							27
0							28
0							29
0							30
0							31
0							32
0							33

Shop Expenditure

0							34
0							35
0							36
0							37
0							38
0							39
0							40
0							41
0							42
0							43
0							44
0							45
0							46
0							47
0							48
0							49
0							50
0							51
0							52
0							53
0							54
0							55
0							56
0							57
0							58
0							59
0							60
0							61
0							62
0							63
0							64
0							65
0							66
0							67
0							68
0							69
0							70
0							71
0							72
0							73
0							74
0							75
0							76
0							77
0							78
0							79

Shop Expenditure

0							80
0							81
0							82
0							83
0							84
0							85
0							86
0							87
0							88
0							89
0							90
0							91
0							92
0							93
0							94
0							95
0							96
0							97
0							98
0							99
0							100
0							101
0							102
0							103
0							104
0							105
0							106
0							107
0							108
0							109
0							110
0							111
0							112
0							113
0							114
0							115
0							116
0							117
0							118
0							119
0							120
0							121
0							122
0							123
0							124
0							125

Shop Expenditure

0							126
0							127
0							128
0							129
0							130
0							131
0							132
0							133
0							134
0							135
0							136
0							137
0							138
0							139
0							140
0							141
0							142
0							143
0							144
0							145
0							146
0							147
0							148
0							149
0							150
0							151
0							152
0							153
0							154
0							155
0							156
0							157
0							158
0							159
0							160
0							161
0							162
0							163
0							164
0							165
0							166
0							167
0							168
0							169
0							170
0							171

Shop Expenditure

0							172
0							173
0							174
0							175
0							176
0							177
0							178
0							179
0							180
0							181
0							182
0							183
0							184
0							185
0							186
0							187
0							188
0							189
0							190
0							191
0							192
0							193
0							194
0							195
0							196
0							197
0							198
0							199
0							200
0							201
0							202
0							203
0							204
0							205
0							206
0							207
0							208
0							209
0							210
0							211
0							212
0							213
0							214
0							215
0							216
0							217

Shop Expenditure

0							218
0							219
0							220
0							221
0							222
0							223
0							224
0							225
0							226
0							227
0							228
0							229
0							230
0							231
0							232
0							233
0							234
0							235
0							236
0							237
0							238
0							239
0							240
0							241
0							242
0							243
0							244
0							245
0							246
0							247
0							248
0							249
0							250
0							251
0							252
0							253
0							254
0							255
0							256
0							257
0							258
0							259
0							260
0							261
0							262
0							263

Shop Expenditure

0							264
0							265
0							266
0							267
0							268
0							269
0							270
0							271
0							272
0							273
0							274
0							275
0							276
0							277
0							278
0							279
0							280
0							281
0							282
0							283
0							284
0							285
0							286
0							287
0							288
0							289
0							290
0							291
0							292
0							293
0							294
0							295
0							296
0							297
0							298
0							299
0							300
0							301
0							302
0							303
0							304
0							305
0							306
0							307
0							308
0							309

Shop Expenditure

0							310
0							311
0							312
0							313
0							314
0							315
0							316
0							317
0							318
0							319
0							320
0							321
0							322
0							323
0							324
0							325
0							326
0							327
0							328
0							329
0							330
0							331
0							332
0							333
0							334
0							335
0							336
0							337
0							338
0							339
0							340
0							341
0							342
0							343
0							344
0							345
0							346
0							347
0							348
0							349
0							350
0							351
0							352
0							353
0							354
0							355

Shop Expenditure

0							356
0							357
0							358
0							359
0							360
0							361
0							362
0							363
0							364
0							365
0							366
0							367
0							368
0							369
0							370
0							371
0							372
0							373
0							374
0							375
0							376
0							377
0							378
0							379
0							380
0							381
0							382
0							383
0							384
0							385
0							386
0							387
0							388
0							389
0							390
0							391
0							392
0							393
0							394
0							395
0							396
0							397
0							398
0							399
0							400
							401

Shop Expenditure

							402
							403
							404
							405
							406
							407
							408
							409
							410
							411
							412
							413
							414
							415
							416
							417
							418
							419
							420
							421
							422
							423
							424
							425
							426
							427
							428
							429
							430
							431
							432
							433
							434
							435
							436
							437
							438
							439
							440
							441
							442
							443
							444
							445
							446
							447

Shop Expenditure

							448
							449
							450
							451
							452
							453
							454
							455
							456
							457
							458
							459
							460
							461
							462
							463
							464
							465
							466
							467
							468
							469
							470
							471
							472
							473
							474
							475
							476
							477
							478
							479
							480
							481
							482
							483
							484
							485
							486
							487
							488
							489
							490
							491
							492
							493

Shop Expenditure

							494
							495
							496
							497
							498
							499

Shop Expenditure

Macro	Num	Bookers	Num	Costco	Num	Sundries	Num	Papers
Total		Total		Total		Total		Total
31789.67		2410.39		11991.18		4272.88		228.61
55.22	1	69.62	1	20.02	1	13.86	1	17.49
22	2	54.3	2	95.95	2	36.97	2	17.49
31.1	3	18.42	3	106.06	3	15.13	3	17.19
73.8	4	5.4	4	102.61	4	28	4	17.19
41.03	5	57.52	5	49.26	5	35.88	5	17.49
28.66	6	12.36	6	140.5	6	11.99	6	17.49
108.35	7	7.35	7	121.19	7	17.82	7	14.51
76.56	8	23.93	8	129.09	8	5.94	8	10.45
18.09	9	9.95	9	73.85	9	9.9	9	17.49
78.82	10	31.41	10	189.72	10	249.9	10	17.19
29.54	11	6.75	11	286.78	11	10.81	11	16.98
95.93	12	22.94	12	36.11	12	13.86	12	16.98
37.05	13	6.75	13	153.13	13	43	13	13.18
63.79	14	6.65	14	139.06	14	2.12	14	17.49
28.86	15	4.53	15	151.62	15	3.47	15	17.19
21.6	16	239.26	16	93.13	16	20	16	17.19
73.45	17	7.63	17	92.83	17	2.18	17	17.44
9.79	18	213.07	18	269.07	18	2.18	18	17.49
29.49	19	5.63	19	71.58	19	2.5	19	17.49
10.98	20	2.33	20	60.06	20	2.18	20	17.49
52.58	21	24.66	21	89.87	21	2.18	21	17.19
25.12	22	37.05	22	453.64	22	0.69	22	0
15.84	23	9.35	23	118.39	23	11.17	23	0
22.8	24	110.96	24	178.73	24	3.96	24	0
12.79	25	35.88	25	104.08	25	2.18	25	0
23.49	26	54.78	26	179.72	26	2	26	0
65.71	27	5.4	27	104.84	27	4	27	0
59.87	28	155.01	28	91.07	28	4	28	0
12.91	29	30.64	29	156.88	29	4.27	29	0
71.89	30	4.05	30	87.23	30	2.18	30	0
40.54	31	20.84	31	190.73	31	2	31	0
26.4	32	9.58	32	147.32	32	2	32	0
22.81	33	19.1	33	244.76	33	5	33	0

Shop Expenditure

37.85	34	62.18	34	278.84	34	1.09	34	0
9.96	35	10.88	35	193.77	35	2	35	0
33.45	36	1.35	36	292.2	36	2	36	0
75.1	37	52.61	37	249.04	37	4	37	0
54.38	38	37.03	38	251.69	38	2	38	0
78.37	39	20.16	39	124.02	39	1.5	39	0
27.55	40	22.12	40	202.53	40	4	40	0
46.76	41	10.8	41	167.87	41	1.09	41	0
41.01	42	37.93	42	263.65	42	2.75	42	0
20.94	43	9.73	43	245.77	43	4	43	0
41.12	44	44.91	44	271.79	44	1	44	0
52.09	45	23.59	45	103.21	45	4.5	45	0
220.1	46	26.05	46	244.19	46	4.5	46	0
66.35	47	26.07	47	454.63	47	2	47	0
88.11	48	13.05	48	167.9	48	1.5	48	0
47.43	49	21.4	49	327.68	49	2	49	0
80.5	50	47.54	50	127.21	50	5.37	50	0
25.78	51	24.95	51	5	51	5	51	0
30.67	52	35.23	52	152.49	52	3	52	0
33.31	53	57.35	53	76.23	53	4.5	53	0
14.74	54	49.65	54	70.72	54	5	54	0
32.3	55	31.76	55	190.26	55	3	55	0
16.07	56	51.68	56	132.32	56	1	56	0
12	57	37.71	57	152.96	57	6	57	0
19.9	58	37.85	58	147.09	58	0.45	58	0
77.1	59	21.29	59	170.76	59	4.36	59	0
77.25	60	28.14	60	135.27	60	3.57	60	0
18.76	61	23.36	61	93.38	61	4.95	61	0
58.67	62	75.94	62	450.56	62	4.14	62	0
18.01	63	69.34	63	125.55	63	6.9	63	0
46.98	64	75.64	64	232	64	4.95	64	0
39.06	65	0	65	89.17	65	6.9	65	0
105.74	66	0	66	292.51	66	5.96	66	0
11.68	67	0	67	185.92	67	4.47	67	0
29.36	68	0	68	245.65	68	1	68	0
21.92	69	0	69	113.27	69	2.98	69	0
15.37	70	0	70	122.86	70	10	70	0
0.24	71	0	71	157.23	71	1.98	71	0
29.93	72	0	72	155.11	72	5.94	72	0
19.32	73	0	73	0	73	9	73	0
60.79	74	0	74	0	74	22	74	0
38.92	75	0	75	0	75	17.82	75	0
29.9	76	0	76	0	76	101.52	76	0
40.35	77	0	77	0	77	84.6	77	0
32.35	78	0	78	0	78	97.11	78	0
85.89	79	0	79	0	79	101.2	79	0

Shop Expenditure

54.29	80	0	80	0	80	3.43	80	0
27.82	81	0	81	0	81	18.51	81	0
41.59	82	0	82	0	82	100	82	0
15.71	83	0	83	0	83	42.62	83	0
43.85	84	0	84	0	84	37.04	84	0
50.45	85	0	85	0	85	15	85	0
25.2	86	0	86	0	86	4.31	86	0
24.41	87	0	87	0	87	3.9	87	0
60.2	88	0	88	0	88	9.51	88	0
42.14	89	0	89	0	89	105.64	89	0
49.61	90	0	90	0	90	16.47	90	0
71.38	91	0	91	0	91	10.42	91	0
48.97	92	0	92	0	92	7.5	92	0
48.02	93	0	93	0	93	23.65	93	0
87	94	0	94	0	94	29.74	94	0
89.65	95	0	95		95	184.15	95	0
59.58	96	0	96	0	96	48.06	96	0
160	97	0	97	0	97	6	97	0
37.41	98	0	98	0	98	10.92	98	0
31.82	99	0	99	0	99	29.23	99	0
10.56	100	0	100	0	100	8	100	0
27.25		0		0	101	9.9		
21.08		0		0	102	8		
87.46		0		0	103	8		
10.68		0		0	104	23.76		
29.46		0		0	105	5.16		
34.72		0		0	106	27.88		
97.37		0		0	107	13.72		
47.34		0		0	108	6.94		
57.32		0			109	12.96		
38.88		0			110	9		
56.17		0			111	7.92		
27.32		0			112	36.48		
32.94		0			113	134.91		
20.71		0			114	74.24		
74.68		0			115	109.94		
77.09					116	139.96		
18.23					117	7.12		
96.8					118	169.95		
21.94					119	14		
6.9					120	1.83		
39.06					121	12.86		
2.8					122	3		
65.32					123	3		
55					124	6		
66					125	4.5		

Shop Expenditure

55.93				126	2.2		
85				127	3		
16.92				128	3.96		
23.04				129	12.99		
92.57				130	7.74		
45.77				131	5.67		
15.92				132	19.98		
6.9				133	8		
117				134	63.65		
135.5				135	3.5		
12.54				136	12		
88.52				137	3.96		
190.94				138	4.95		
22.61				139	27		
37.39				140	46.54		
44.16				141	76.73		
44.9				142	7.91		
49.14				143	15.67		
880.66				144	18.21		
59.17				145	26.53		
15.3				146	10		
39.17				147	2.17		
96.96				148	11.34		
93.99				149	14.88		
95.01				150	195.88		
24.4				151	10.97		
24				152	49.8		
45.68				153	14.42		
43.05				154	9.92		
53.6				155	2.18		
2.75				156	14.75		
92.37				157	7.92		
183.53				158	4.95		
127.83				159	1.98		
103.84				160	9.9		
91.11				161	9.9		
112.71				162	2.57		
107.05				163	189.95		
102.85				164	41.94		
61.53				165	6		
64.81				166	4.25		
38.17				167	2		
63.55				168	4.5		
58.64				169	3.3		
54.83				170	2.16		
164.5				171	1		

Shop Expenditure

987				172	2		
65.59				173	1.5		
69.81				174	9.55		
72.83				175	6.1		
65.51				176	4.8		
53.37				177	6		
72.03				178	3.75		
113.11				179	4		
109.12				180	4.95		
102.48				181	3.94		
32.74				182	4.95		
4.99				183	2.37		
131.26				184	3.96		
534.57				185	9.9		
23.48				186	6.97		
140.96				187	0.5		
67.87				188	5		
5.56				189	2.2		
129.93				190	2.2		
83.07				191	2.99		
110.26				192	14.85		
123.61				193	9.9		
130.36				194	3.96		
29.36				195	5		
193.63				196	5		
46.75				197	33.94		
152.78				198	13.26		
106.76				199	2		
79.77				200	3.96		400
535				201	6.34		401
140.26				202	5.92		402
77.29				203	3		403
147.36				204	60		404
153.53				205	46.99		405
95				206	16		406
95.52				207	9.9		407
9.35				208	12.46		408
178.09				209	11.84		409
112.77				210	11		410
136.52				211	4.36		411
174.46				212	5.94		412
103.41				213	11.88		413
113.67				214	3		414
139.39				215	2.5		415
148.65				216	7		416
172.93				217	7.65		417

Shop Expenditure

186.4				218	2.5		418
81.56				219	5		419
54.52				220	3		420
76.32				221	5.75		421
136.89				222	10		422
106.39				223	6.46		423
154.08				224	7		424
108.91				225	3		425
147.98				226	13		426
126.32				227	15.1		427
112.35				228	3.6		428
115.35				229	2.2		429
163.36				230	3.3		430
111.11				231	3.45		431
465.3				232	6		432
179.1				233	5		433
123.27				234	4.95		434
133.65				235	7.93		435
16.44				236	5		436
200.1				237	5.56		437
104.35				238	9		438
179.03				239	28.93		439
4.75				240	4.49		440
131.19				241	7		441
345.34				242	11		442
121.41				243	4.95		443
116.12				244	3.96		444
118.02				245	4		445
118.52				246	4.95		446
10.06				247	3.96		447
99.71				248	3.96		448
84.12				249	4		449
135.28				250	1.55		450
7.98				251	12		451
125.76				252	32.4		452
190.79				253	11.33		453
329				254	3.99		454
183.22				255	3.96		455
154.58				256	4.06		456
84.74				257	1.98		457
3.99				258	3.96		458
164.5				259	5.94		459
160.85				260	6.93		460
217.71				261	4.95		461
119.67				262	3.54		462
193.25				263	5		463

Shop Expenditure

35.3				264	3.96		464
219.82				265	2.97		465
67.05				266	3.96		466
125.25				267	3.27		467
113.56				268	1.98		468
185.09				269	3.96		469
192.98				270	5		470
188.81				271	9		471
63				272	1.98		472
77.74				273	5.94		473
222.24				274	9.9		474
112				275	2.1		475
19.59				276	0.99		476
134.12				277	2.97		477
160.71				278	1.98		478
352.49				279	2.98		479
81.61				280	4		480
150.29				281	2.42		481
233.38				282	3.96		482
124.64				283	4.95		483
51.83				284	3.96		484
75.68				285	6.93		485
244.07				286	5.94		486
41.72				287	5.94		487
74.61				288	5.1		488
13.71				289	0.99		489
94.22				290	7.92		490
6.73				291	2.99		491
153.18				292	1.3		492
175.29				293	3.96		493
152.69				294	3.96		494
141.08				295	3.78		495
135.3				296	5.94		496
110.22				297	1.98		497
18.78				298	3.96		498
119.39				299	0.98		499
5.15				300	5.94		
71.54				301	3.96		
89.65				302	5.94		
704.93				303	3.56		
120.4				304	5.04		
194.87				305	1.78		
93.57				306	7.92		
149.23				307	3.96		
86.38				308	3.96		
126.7				309	4.95		

Shop Expenditure

118.75				310	5		
106.53				311	2		
51.65				312	0.97		
56.49				313	4.77		
18.33				314	17.99		
18.79				315	43		
120.67				316	14.86		
173.08				317	2.97		
141.54				318	14.7		
101.69				319	12		
61.92				320	9.46		
58.66				321	5.94		
88.55				322	6.54		
64.27				323	9.9		
94.36				324	6.73		
11.73				325	8		
114.21				326	10.9		
102.48				327	3.96		
199.07				328	4.95		
126.52				329	4		
148.87				330	81.35		
174.41				331	94.35		
12.24				332	70.88		
138.57				333	133.64		
65.28				334	53.04		
123.42				335	35.68		
136.44				336	350.15		
36.47				337	82.27		
164.5				338	54.79		
95.08				339	56.23		
88.27				340	54.54		
145.02				341	1.48		
151.79				342	2		
66.05				343			
				344			
				345			
				346			
				347			
				348			
				349			
				350			
				351			
				352			
				353			
				354			
				355			

Shop Expenditure

					356			
					357			
					358			
					359			
					360			
					361			
					362			
					363			
					364			
					365			
					366			
					367			
					368			
					369			
					370			
					371			
					372			
					373			
					374			
					375			
					376			
					377			
					378			
					379			
					380			
					381			
					382			
					383			
					384			
					385			
					386			
					387			
					388			
					389			
					390			
					391			
					392			
					393			
					394			
					395			
					396			
					397			
					398			
					399			
					400			
					401			

Shop Expenditure

					402			
					403			
					404			
					405			
					406			
					407			
					408			
					409			
					410			
					411			
					412			
					413			
					414			
					415			
					416			
					417			
					418			
					419			
					420			
					421			
					422			
					423			
					424			
					425			
					426			
					427			
					428			
					429			
					430			
					431			
					432			
					433			
					434			
					435			
					436			
					437			
					438			
					439			
					440			
					441			
					442			
					443			
					444			
					445			
					446			
					447			

Shop Expenditure

					448			
					449			
					450			
					451			
					452			
					453			
					454			
					455			
					456			
					457			
					458			
					459			
					460			
					461			
					462			
					463			
					464			
					465			
					466			
					467			
					468			
					469			
					470			
					471			
					472			
					473			
					474			
					475			
					476			
					477			
					478			
					479			
					480			
					481			
					482			
					483			
					484			
					485			
					486			
					487			
					488			
					489			
					490			
					491			
					492			
					493			

Shop Expenditure

					494			
					495			
					496			
					497			
					498			
					499			

Shop Expenditure

	2012							
	Num	Macro	Num	Bookers	Num	Costco	Num	Sundries
		Total		Total		Total		Total
		424.78		147.94		0		70.64
	1	78.88	1	18.73	1	0	1	29.6
	2	98.55	2	12.98	2	0	2	4
	3	136.06	3	35.17	3	0	3	4
	4	33.48	4	15.74	4	0	4	5
	5	77.81	5	32.74	5	0	5	28.04
	6	0	6	32.58	6	0	6	0
	7	0	7	0	7	0	7	0
	8	0	8	0	8	0	8	0
	9	0	9	0	9	0	9	0
	10	0	10	0	10	0	10	0
	11	0	11	0	11	0	11	0
	12	0	12	0	12	0	12	0
	13	0	13	0	13	0	13	0
	14	0	14	0	14	0	14	0
	15	0	15	0	15	0	15	0
	16	0	16	0	16	0	16	0
	17	0	17	0	17	0	17	0
	18	0	18	0	18	0	18	0
	19	0	19	0	19	0	19	0
	20	0	20	0	20	0	20	0
	21	0	21	0	21	0	21	0
	22	0	22	0	22	0	22	0
	23	0	23	0	23	0	23	0
	24	0	24	0	24	0	24	0
	25	0	25	0	25	0	25	0
	26	0	26	0	26	0	26	0
	27	0	27	0	27	0	27	0
	28	0	28	0	28	0	28	0
	29	0	29	0	29	0	29	0
	30	0	30	0	30	0	30	0
	31	0	31	0	31	0	31	0
	32	0	32	0	32	0	32	0
	33	0	33	0	33	0	33	0

Shop Expenditure

	34	0	34	0	34	0	34	0
	35	0	35	0	35	0	35	0
	36	0	36	0	36	0	36	0
	37	0	37	0	37	0	37	0
	38	0	38	0	38	0	38	0
	39	0	39	0	39	0	39	0
	40	0	40	0	40	0	40	0
	41	0	41	0	41	0	41	0
	42	0	42	0	42	0	42	0
	43	0	43	0	43	0	43	0
	44	0	44	0	44	0	44	0
	45	0	45	0	45	0	45	0
	46	0	46	0	46	0	46	0
	47	0	47	0	47	0	47	0
	48	0	48	0	48	0	48	0
	49	0	49	0	49	0	49	0
	50	0	50	0	50	0	50	0
	51	0	51	0	51	0	51	0
	52	0	52	0	52	0	52	0
	53	0	53	0	53	0	53	0
	54	0	54	0	54	0	54	0
	55	0	55	0	55	0	55	0
	56	0	56	0	56	0	56	0
	57	0	57	0	57	0	57	0
	58	0	58	0	58	0	58	0
	59	0	59	0	59	0	59	0
	60	0	60	0	60	0	60	0
	61	0	61	0	61	0	61	0
	62	0	62	0	62	0	62	0
	63	0	63	0	63	0	63	0
	64	0	64	0	64	0	64	0
	65	0	65	0	65	0	65	0
	66	0	66	0	66	0	66	0
	67	0	67	0	67	0	67	0
	68	0	68	0	68	0	68	0
	69	0	69	0	69	0	69	0
	70	0	70	0	70	0	70	0
	71	0	71	0	71	0	71	0
	72	0	72	0	72	0	72	0
	73	0	73	0	73	0	73	0
	74	0	74	0	74	0	74	0
	75	0	75	0	75	0	75	0
	76	0	76	0	76	0	76	0
	77	0	77	0	77	0	77	0
	78	0	78	0	78	0	78	0
	79	0	79	0	79	0	79	0

Shop Expenditure

80	0	80	0	80	0	80	0
81	0	81	0	81	0	81	0
82	0	82	0	82	0	82	0
83	0	83	0	83	0	83	0
84	0	84	0	84	0	84	0
85	0	85	0	85	0	85	0
86	0	86	0	86	0	86	0
87	0	87	0	87	0	87	0
88	0	88	0	88	0	88	0
89	0	89	0	89	0	89	0
90	0	90	0	90	0	90	0
91	0	91	0	91	0	91	0
92	0	92	0	92	0	92	0
93	0	93	0	93	0	93	0
94	0	94	0	94	0	94	0
95	0	95	0	95	0	95	0
96	0	96	0	96	0	96	0
97	0	97	0	97	0	97	0
98	0	98	0	98	0	98	0
99	0	99	0	99	0	99	0
100	0	100	0	100	0	100	0
101	0	101	0	101	0	101	0
102	0	102	0	102	0	102	0
103	0	103	0	103	0	103	0
104	0	104	0	104	0	104	0
105	0	105	0	105	0	105	0
106	0	106	0	106	0	106	0
107	0	107	0	107	0	107	0
108	0	108	0	108	0	108	0
109	0	109	0	109	0	109	0
110	0	110	0	110	0	110	0
111	0	111	0	111	0	111	0
112	0	112	0	112	0	112	0
113	0	113	0	113	0	113	0
114	0	114	0	114	0	114	0
115	0	115	0	115	0	115	0
116	0	116	0	116	0	116	0
117	0	117	0	117	0	117	0
118	0	118	0	118	0	118	0
119	0	119	0	119	0	119	0
120	0	120	0	120	0	120	0
121	0	121	0	121	0	121	0
122	0	122	0	122	0	122	0
123	0	123	0	123	0	123	0
124	0	124	0	124	0	124	0
125	0	125	0	125	0	125	0

Shop Expenditure

126	0	126	0	126	0	126	0
127	0	127	0	127	0	127	0
128	0	128	0	128	0	128	0
129	0	129	0	129	0	129	0
130	0	130	0	130	0	130	0
131	0	131	0	131	0	131	0
132	0	132	0	132	0	132	0
133	0	133	0	133	0	133	0
134	0	134	0	134	0	134	0
135	0	135	0	135	0	135	0
136	0	136	0	136	0	136	0
137	0	137	0	137	0	137	0
138	0	138	0	138	0	138	0
139	0	139	0	139	0	139	0
140	0	140	0	140	0	140	0
141	0	141	0	141	0	141	0
142	0	142	0	142	0	142	0
143	0	143	0	143	0	143	0
144	0	144	0	144	0	144	0
145	0	145	0	145	0	145	0
146	0	146	0	146	0	146	0
147	0	147	0	147	0	147	0
148	0	148	0	148	0	148	0
149	0	149	0	149	0	149	0
150	0	150	0	150	0	150	0
151	0	151	0	151	0	151	0
152	0	152	0	152	0	152	0
153	0	153	0	153	0	153	0
154	0	154	0	154	0	154	0
155	0	155	0	155	0	155	0
156	0	156	0	156	0	156	0
157	0	157	0	157	0	157	0
158	0	158	0	158	0	158	0
159	0	159	0	159	0	159	0
160	0	160	0	160	0	160	0
161	0	161	0	161	0	161	0
162	0	162	0	162	0	162	0
163	0	163	0	163	0	163	0
164	0	164	0	164	0	164	0
165	0	165	0	165	0	165	0
166	0	166	0	166	0	166	0
167	0	167	0	167	0	167	0
168	0	168	0	168	0	168	0
169	0	169	0	169	0	169	0
170	0	170	0	170	0	170	0
171	0	171	0	171	0	171	0

Shop Expenditure

172	0	172	0	172	0	172	0
173	0	173	0	173	0	173	0
174	0	174	0	174	0	174	0
175	0	175	0	175	0	175	0
176	0	176	0	176	0	176	0
177	0	177	0	177	0	177	0
178	0	178	0	178	0	178	0
179	0	179	0	179	0	179	0
180	0	180	0	180	0	180	0
181	0	181	0	181	0	181	0
182	0	182	0	182	0	182	0
183	0	183	0	183	0	183	0
184	0	184	0	184	0	184	0
185	0	185	0	185	0	185	0
186	0	186	0	186	0	186	0
187	0	187	0	187	0	187	0
188	0	188	0	188	0	188	0
189	0	189	0	189	0	189	0
190	0	190	0	190	0	190	0
191	0	191	0	191	0	191	0
192	0	192	0	192	0	192	0
193	0	193	0	193	0	193	0
194	0	194	0	194	0	194	0
195	0	195	0	195	0	195	0
196	0	196	0	196	0	196	0
197	0	197	0	197	0	197	0
198	0	198	0	198	0	198	0
199	0	199	0	199	0	199	0
200	0	200	0	200	0	200	0
201	0	201		201		201	0
202	0	202		202		202	0
203	0	203		203		203	0
204	0	204		204		204	0
205	0	205		205		205	0
206	0	206		206		206	0
207	0	207		207		207	0
208	0	208		208		208	0
209	0	209		209		209	0
210	0	210		210		210	0
211	0	211		211		211	0
212	0	212		212		212	0
213	0	213		213		213	0
214	0	214		214		214	0
215	0	215		215		215	0
216	0	216		216		216	0
217	0	217		217		217	0

Shop Expenditure

218	0	218	218	218	0
219	0	219	219	219	0
220	0	220	220	220	0
221	0	221	221	221	0
222	0	222	222	222	0
223	0	223	223	223	0
224	0	224	224	224	0
225	0	225	225	225	0
226	0	226	226	226	0
227	0	227	227	227	0
228	0	228	228	228	0
229	0	229	229	229	0
230	0	230	230	230	0
231	0	231	231	231	0
232	0	232	232	232	0
233	0	233	233	233	0
234	0	234	234	234	0
235	0	235	235	235	0
236	0	236	236	236	0
237	0	237	237	237	0
238	0	238	238	238	0
239	0	239	239	239	0
240	0	240	240	240	0
241	0	241	241	241	0
242	0	242	242	242	0
243	0	243	243	243	0
244	0	244	244	244	0
245	0	245	245	245	0
246	0	246	246	246	0
247	0	247	247	247	0
248	0	248	248	248	0
249	0	249	249	249	0
250	0	250	250	250	0
251	0	251	251	251	0
252	0	252	252	252	0
253	0	253	253	253	0
254	0	254	254	254	0
255	0	255	255	255	0
256	0	256	256	256	0
257	0	257	257	257	0
258	0	258	258	258	0
259	0	259	259	259	0
260	0	260	260	260	0
261	0	261	261	261	0
262	0	262	262	262	0
263	0	263	263	263	0

Shop Expenditure

264	0	264	264	264	0
265	0	265	265	265	0
266	0	266	266	266	0
267	0	267	267	267	0
268	0	268	268	268	0
269	0	269	269	269	0
270	0	270	270	270	0
271	0	271	271	271	0
272	0	272	272	272	0
273	0	273	273	273	0
274	0	274	274	274	0
275	0	275	275	275	0
276	0	276	276	276	0
277	0	277	277	277	0
278	0	278	278	278	0
279	0	279	279	279	0
280	0	280	280	280	0
281	0	281	281	281	0
282	0	282	282	282	0
283	0	283	283	283	0
284	0	284	284	284	0
285	0	285	285	285	0
286	0	286	286	286	0
287	0	287	287	287	0
288	0	288	288	288	0
289	0	289	289	289	0
290	0	290	290	290	0
291	0	291	291	291	0
292	0	292	292	292	0
293	0	293	293	293	0
294	0	294	294	294	0
295	0	295	295	295	0
296	0	296	296	296	0
297	0	297	297	297	0
298	0	298	298	298	0
299	0	299	299	299	0
300	0	300	300	300	0
301	0	301	301	301	0
302	0	302	302	302	0
303	0	303	303	303	0
304	0	304	304	304	0
305	0	305	305	305	0
306	0	306	306	306	0
307	0	307	307	307	0
308	0	308	308	308	0
309	0	309	309	309	0

Shop Expenditure

310	0	310	310	310	0
311	0	311	311	311	0
312	0	312	312	312	0
313	0	313	313	313	0
314	0	314	314	314	0
315	0	315	315	315	0
316	0	316	316	316	0
317	0	317	317	317	0
318	0	318	318	318	0
319	0	319	319	319	0
320	0	320	320	320	0
321	0	321	321	321	0
322	0	322	322	322	0
323	0	323	323	323	0
324	0	324	324	324	0
325	0	325	325	325	0
326	0	326	326	326	0
327	0	327	327	327	0
328	0	328	328	328	0
329	0	329	329	329	0
330	0	330	330	330	0
331	0	331	331	331	0
332	0	332	332	332	0
333	0	333	333	333	0
334	0	334	334	334	0
335	0	335	335	335	0
336	0	336	336	336	0
337	0	337	337	337	0
338	0	338	338	338	0
339	0	339	339	339	0
340	0	340	340	340	0
341	0	341	341	341	0
342	0	342	342	342	0
343	0	343	343	343	0
344	0	344	344	344	0
345	0	345	345	345	0
346	0	346	346	346	0
347	0	347	347	347	0
348	0	348	348	348	0
349	0	349	349	349	0
350	0	350	350	350	0
351	0	351	351	351	0
352	0	352	352	352	0
353	0	353	353	353	0
354	0	354	354	354	0
355	0	355	355	355	0

Shop Expenditure

	356	0	356		356		356	0
	357	0	357		357		357	0
	358	0	358		358		358	0
	359	0	359		359		359	0
	360	0	360		360		360	0
	361	0	361		361		361	0
	362	0	362		362		362	0
	363	0	363		363		363	0
	364	0	364		364		364	0
	365	0	365		365		365	0
	366	0	366		366		366	0
	367	0	367		367		367	0
	368	0	368		368		368	0
	369	0	369		369		369	0
	370	0	370		370		370	0
	371	0	371		371		371	0
	372	0	372		372		372	0
	373	0	373		373		373	0
	374	0	374		374		374	0
	375	0	375		375		375	0
	376	0	376		376		376	0
	377	0	377		377		377	0
	378	0	378		378		378	0
	379	0	379		379		379	0
	380	0	380		380		380	0
	381	0	381		381		381	0
	382	0	382		382		382	0
	383	0	383		383		383	0
	384	0	384		384		384	0
	385	0	385		385		385	0
	386	0	386		386		386	0
	387	0	387		387		387	0
	388	0	388		388		388	0
	389	0	389		389		389	0
	390	0	390		390		390	0
	391	0	391		391		391	0
	392	0	392		392		392	0
	393	0	393		393		393	0
	394	0	394		394		394	0
	395	0	395		395		395	0
	396	0	396		396		396	0
	397	0	397		397		397	0
	398	0	398		398		398	0
	399	0	399		399		399	0
	400	0	400		400		400	0
	401		401		401		401	

Shop Expenditure

402	402	402	402
403	403	403	403
404	404	404	404
405	405	405	405
406	406	406	406
407	407	407	407
408	408	408	408
409	409	409	409
410	410	410	410
411	411	411	411
412	412	412	412
413	413	413	413
414	414	414	414
415	415	415	415
416	416	416	416
417	417	417	417
418	418	418	418
419	419	419	419
420	420	420	420
421	421	421	421
422	422	422	422
423	423	423	423
424	424	424	424
425	425	425	425
426	426	426	426
427	427	427	427
428	428	428	428
429	429	429	429
430	430	430	430
431	431	431	431
432	432	432	432
433	433	433	433
434	434	434	434
435	435	435	435
436	436	436	436
437	437	437	437
438	438	438	438
439	439	439	439
440	440	440	440
441	441	441	441
442	442	442	442
443	443	443	443
444	444	444	444
445	445	445	445
446	446	446	446
447	447	447	447

Shop Expenditure

448	448	448	448
449	449	449	449
450	450	450	450
451	451	451	451
452	452	452	452
453	453	453	453
454	454	454	454
455	455	455	455
456	456	456	456
457	457	457	457
458	458	458	458
459	459	459	459
460	460	460	460
461	461	461	461
462	462	462	462
463	463	463	463
464	464	464	464
465	465	465	465
466	466	466	466
467	467	467	467
468	468	468	468
469	469	469	469
470	470	470	470
471	471	471	471
472	472	472	472
473	473	473	473
474	474	474	474
475	475	475	475
476	476	476	476
477	477	477	477
478	478	478	478
479	479	479	479
480	480	480	480
481	481	481	481
482	482	482	482
483	483	483	483
484	484	484	484
485	485	485	485
486	486	486	486
487	487	487	487
488	488	488	488
489	489	489	489
490	490	490	490
491	491	491	491
492	492	492	492
493	493	493	493

Shop Expenditure

	494		494		494		494	
	495		495		495		495	
	496		496		496		496	
	497		497		497		497	
	498		498		498		498	
	499		499		499		499	

Shop Expenditure

			2013					
Num	Papers		Num	Macro	Num	Bookers	Num	Costco
	Total			Total		Total		Total
	6			0		0		0
1	6		1	0	1	0	1	0
2	0		2	0	2	0	2	0
3	0		3	0	3	0	3	0
4	0		4	0	4	0	4	0
5	0		5	0	5	0	5	0
6	0		6	0	6	0	6	0
7	0		7	0	7	0	7	0
8	0		8	0	8	0	8	0
9	0		9	0	9	0	9	0
10	0		10	0	10	0	10	0
11	0		11	0	11	0	11	0
12	0		12	0	12	0	12	0
13	0		13	0	13	0	13	0
14	0		14	0	14	0	14	0
15	0		15	0	15	0	15	0
16	0		16	0	16	0	16	0
17	0		17	0	17	0	17	0
18	0		18	0	18	0	18	0
19	0		19	0	19	0	19	0
20	0		20	0	20	0	20	0
21	0		21	0	21	0	21	0
22	0		22	0	22	0	22	0
23	0		23	0	23	0	23	0
24	0		24	0	24	0	24	0
25	0		25	0	25	0	25	0
26	0		26	0	26	0	26	0
27	0		27	0	27	0	27	0
28	0		28	0	28	0	28	0
29	0		29	0	29	0	29	0
30	0		30	0	30	0	30	0
31	0		31	0	31	0	31	0
32	0		32	0	32	0	32	0
33	0		33	0	33	0	33	0

Shop Expenditure

34	0		34	0	34	0	34	0
35	0		35	0	35	0	35	0
36	0		36	0	36	0	36	0
37	0		37	0	37	0	37	0
38	0		38	0	38	0	38	0
39	0		39	0	39	0	39	0
40	0		40	0	40	0	40	0
41	0		41	0	41	0	41	0
42	0		42	0	42	0	42	0
43	0		43	0	43	0	43	0
44	0		44	0	44	0	44	0
45	0		45	0	45	0	45	0
46	0		46	0	46	0	46	0
47	0		47	0	47	0	47	0
48	0		48	0	48	0	48	0
49	0		49	0	49	0	49	0
50	0		50	0	50	0	50	0
51	0		51	0	51	0	51	0
52	0		52	0	52	0	52	0
53	0		53	0	53	0	53	0
54	0		54	0	54	0	54	0
55	0		55	0	55	0	55	0
56	0		56	0	56	0	56	0
57	0		57	0	57	0	57	0
58	0		58	0	58	0	58	0
59	0		59	0	59	0	59	0
60	0		60	0	60	0	60	0
61	0		61	0	61	0	61	0
62	0		62	0	62	0	62	0
63	0		63	0	63	0	63	0
64	0		64	0	64	0	64	0
65	0		65	0	65	0	65	0
66	0		66	0	66	0	66	0
67	0		67	0	67	0	67	0
68	0		68	0	68	0	68	0
69	0		69	0	69	0	69	0
70	0		70	0	70	0	70	0
71	0		71	0	71	0	71	0
72	0		72	0	72	0	72	0
73	0		73	0	73	0	73	0
74	0		74	0	74	0	74	0
75	0		75	0	75	0	75	0
76	0		76	0	76	0	76	0
77	0		77	0	77	0	77	0
78	0		78	0	78	0	78	0
79	0		79	0	79	0	79	0

Shop Expenditure

80	0	80	0	80	0	80	0
81	0	81	0	81	0	81	0
82	0	82	0	82	0	82	0
83	0	83	0	83	0	83	0
84	0	84	0	84	0	84	0
85	0	85	0	85	0	85	0
86	0	86	0	86	0	86	0
87	0	87	0	87	0	87	0
88	0	88	0	88	0	88	0
89	0	89	0	89	0	89	0
90	0	90	0	90	0	90	0
91	0	91	0	91	0	91	0
92	0	92	0	92	0	92	0
93	0	93	0	93	0	93	0
94	0	94	0	94	0	94	0
95	0	95	0	95	0	95	0
96	0	96	0	96	0	96	0
97	0	97	0	97	0	97	0
98	0	98	0	98	0	98	0
99	0	99	0	99	0	99	0
100	0	100	0	100	0	100	0
101	0	101	0	101	0	101	0
102	0	102	0	102	0	102	0
103	0	103	0	103	0	103	0
104	0	104	0	104	0	104	0
105	0	105	0	105	0	105	0
106	0	106	0	106	0	106	0
107	0	107	0	107	0	107	0
108	0	108	0	108	0	108	0
109	0	109	0	109	0	109	0
110	0	110	0	110	0	110	0
111	0	111	0	111	0	111	0
112	0	112	0	112	0	112	0
113	0	113	0	113	0	113	0
114	0	114	0	114	0	114	0
115	0	115	0	115	0	115	0
116	0	116	0	116	0	116	0
117	0	117	0	117	0	117	0
118	0	118	0	118	0	118	0
119	0	119	0	119	0	119	0
120	0	120	0	120	0	120	0
121	0	121	0	121	0	121	0
122	0	122	0	122	0	122	0
123	0	123	0	123	0	123	0
124	0	124	0	124	0	124	0
125	0	125	0	125	0	125	0

Shop Expenditure

126	0	126	0	126	0	126	0
127	0	127	0	127	0	127	0
128	0	128	0	128	0	128	0
129	0	129	0	129	0	129	0
130	0	130	0	130	0	130	0
131	0	131	0	131	0	131	0
132	0	132	0	132	0	132	0
133	0	133	0	133	0	133	0
134	0	134	0	134	0	134	0
135	0	135	0	135	0	135	0
136	0	136	0	136	0	136	0
137	0	137	0	137	0	137	0
138	0	138	0	138	0	138	0
139	0	139	0	139	0	139	0
140	0	140	0	140	0	140	0
141	0	141	0	141	0	141	0
142	0	142	0	142	0	142	0
143	0	143	0	143	0	143	0
144	0	144	0	144	0	144	0
145	0	145	0	145	0	145	0
146	0	146	0	146	0	146	0
147	0	147	0	147	0	147	0
148	0	148	0	148	0	148	0
149	0	149	0	149	0	149	0
150	0	150	0	150	0	150	0
151	0	151	0	151	0	151	0
152	0	152	0	152	0	152	0
153	0	153	0	153	0	153	0
154	0	154	0	154	0	154	0
155	0	155	0	155	0	155	0
156	0	156	0	156	0	156	0
157	0	157	0	157	0	157	0
158	0	158	0	158	0	158	0
159	0	159	0	159	0	159	0
160	0	160	0	160	0	160	0
161	0	161	0	161	0	161	0
162	0	162	0	162	0	162	0
163	0	163	0	163	0	163	0
164	0	164	0	164	0	164	0
165	0	165	0	165	0	165	0
166	0	166	0	166	0	166	0
167	0	167	0	167	0	167	0
168	0	168	0	168	0	168	0
169	0	169	0	169	0	169	0
170	0	170	0	170	0	170	0
171	0	171	0	171	0	171	0

Shop Expenditure

172	0	172	0	172	0	172	0
173	0	173	0	173	0	173	0
174	0	174	0	174	0	174	0
175	0	175	0	175	0	175	0
176	0	176	0	176	0	176	0
177	0	177	0	177	0	177	0
178	0	178	0	178	0	178	0
179	0	179	0	179	0	179	0
180	0	180	0	180	0	180	0
181	0	181	0	181	0	181	0
182	0	182	0	182	0	182	0
183	0	183	0	183	0	183	0
184	0	184	0	184	0	184	0
185	0	185	0	185	0	185	0
186	0	186	0	186	0	186	0
187	0	187	0	187	0	187	0
188	0	188	0	188	0	188	0
189	0	189	0	189	0	189	0
190	0	190	0	190	0	190	0
191	0	191	0	191	0	191	0
192	0	192	0	192	0	192	0
193	0	193	0	193	0	193	0
194	0	194	0	194	0	194	0
195	0	195	0	195	0	195	0
196	0	196	0	196	0	196	0
197	0	197	0	197	0	197	0
198	0	198	0	198	0	198	0
199	0	199	0	199	0	199	0
200	0	200	0	200	0	200	0
201	0	201	0	201		201	
202	0	202	0	202		202	
203	0	203	0	203		203	
204	0	204	0	204		204	
205	0	205	0	205		205	
206	0	206	0	206		206	
207	0	207	0	207		207	
208	0	208	0	208		208	
209	0	209	0	209		209	
210	0	210	0	210		210	
211	0	211	0	211		211	
212	0	212	0	212		212	
213	0	213	0	213		213	
214	0	214	0	214		214	
215	0	215	0	215		215	
216	0	216	0	216		216	
217	0	217	0	217		217	

Shop Expenditure

218	0	218	0	218	218
219	0	219	0	219	219
220	0	220	0	220	220
221	0	221	0	221	221
222	0	222	0	222	222
223	0	223	0	223	223
224	0	224	0	224	224
225	0	225	0	225	225
226	0	226	0	226	226
227	0	227	0	227	227
228	0	228	0	228	228
229	0	229	0	229	229
230	0	230	0	230	230
231	0	231	0	231	231
232	0	232	0	232	232
233	0	233	0	233	233
234	0	234	0	234	234
235	0	235	0	235	235
236	0	236	0	236	236
237	0	237	0	237	237
238	0	238	0	238	238
239	0	239	0	239	239
240	0	240	0	240	240
241	0	241	0	241	241
242	0	242	0	242	242
243	0	243	0	243	243
244	0	244	0	244	244
245	0	245	0	245	245
246	0	246	0	246	246
247	0	247	0	247	247
248	0	248	0	248	248
249	0	249	0	249	249
250	0	250	0	250	250
251	0	251	0	251	251
252	0	252	0	252	252
253	0	253	0	253	253
254	0	254	0	254	254
255	0	255	0	255	255
256	0	256	0	256	256
257	0	257	0	257	257
258	0	258	0	258	258
259	0	259	0	259	259
260	0	260	0	260	260
261	0	261	0	261	261
262	0	262	0	262	262
263	0	263	0	263	263

Shop Expenditure

264	0	264	0	264	264
265	0	265	0	265	265
266	0	266	0	266	266
267	0	267	0	267	267
268	0	268	0	268	268
269	0	269	0	269	269
270	0	270	0	270	270
271	0	271	0	271	271
272	0	272	0	272	272
273	0	273	0	273	273
274	0	274	0	274	274
275	0	275	0	275	275
276	0	276	0	276	276
277	0	277	0	277	277
278	0	278	0	278	278
279	0	279	0	279	279
280	0	280	0	280	280
281	0	281	0	281	281
282	0	282	0	282	282
283	0	283	0	283	283
284	0	284	0	284	284
285	0	285	0	285	285
286	0	286	0	286	286
287	0	287	0	287	287
288	0	288	0	288	288
289	0	289	0	289	289
290	0	290	0	290	290
291	0	291	0	291	291
292	0	292	0	292	292
293	0	293	0	293	293
294	0	294	0	294	294
295	0	295	0	295	295
296	0	296	0	296	296
297	0	297	0	297	297
298	0	298	0	298	298
299	0	299	0	299	299
300	0	300	0	300	300
301	0	301	0	301	301
302	0	302	0	302	302
303	0	303	0	303	303
304	0	304	0	304	304
305	0	305	0	305	305
306	0	306	0	306	306
307	0	307	0	307	307
308	0	308	0	308	308
309	0	309	0	309	309

Shop Expenditure

310	0	310	0	310	310
311	0	311	0	311	311
312	0	312	0	312	312
313	0	313	0	313	313
314	0	314	0	314	314
315	0	315	0	315	315
316	0	316	0	316	316
317	0	317	0	317	317
318	0	318	0	318	318
319	0	319	0	319	319
320	0	320	0	320	320
321	0	321	0	321	321
322	0	322	0	322	322
323	0	323	0	323	323
324	0	324	0	324	324
325	0	325	0	325	325
326	0	326	0	326	326
327	0	327	0	327	327
328	0	328	0	328	328
329	0	329	0	329	329
330	0	330	0	330	330
331	0	331	0	331	331
332	0	332	0	332	332
333	0	333	0	333	333
334	0	334	0	334	334
335	0	335	0	335	335
336	0	336	0	336	336
337	0	337	0	337	337
338	0	338	0	338	338
339	0	339	0	339	339
340	0	340	0	340	340
341	0	341	0	341	341
342	0	342	0	342	342
343	0	343	0	343	343
344	0	344	0	344	344
345	0	345	0	345	345
346	0	346	0	346	346
347	0	347	0	347	347
348	0	348	0	348	348
349	0	349	0	349	349
350	0	350	0	350	350
351	0	351	0	351	351
352	0	352	0	352	352
353	0	353	0	353	353
354	0	354	0	354	354
355	0	355	0	355	355

Shop Expenditure

356	0	356	0	356	356
357	0	357	0	357	357
358	0	358	0	358	358
359	0	359	0	359	359
360	0	360	0	360	360
361	0	361	0	361	361
362	0	362	0	362	362
363	0	363	0	363	363
364	0	364	0	364	364
365	0	365	0	365	365
366	0	366	0	366	366
367	0	367	0	367	367
368	0	368	0	368	368
369	0	369	0	369	369
370	0	370	0	370	370
371	0	371	0	371	371
372	0	372	0	372	372
373	0	373	0	373	373
374	0	374	0	374	374
375	0	375	0	375	375
376	0	376	0	376	376
377	0	377	0	377	377
378	0	378	0	378	378
379	0	379	0	379	379
380	0	380	0	380	380
381	0	381	0	381	381
382	0	382	0	382	382
383	0	383	0	383	383
384	0	384	0	384	384
385	0	385	0	385	385
386	0	386	0	386	386
387	0	387	0	387	387
388	0	388	0	388	388
389	0	389	0	389	389
390	0	390	0	390	390
391	0	391	0	391	391
392	0	392	0	392	392
393	0	393	0	393	393
394	0	394	0	394	394
395	0	395	0	395	395
396	0	396	0	396	396
397	0	397	0	397	397
398	0	398	0	398	398
399	0	399	0	399	399
400	0	400	0	400	400
401		401		401	401

Shop Expenditure

402		402		402		402	
403		403		403		403	
404		404		404		404	
405		405		405		405	
406		406		406		406	
407		407		407		407	
408		408		408		408	
409		409		409		409	
410		410		410		410	
411		411		411		411	
412		412		412		412	
413		413		413		413	
414		414		414		414	
415		415		415		415	
416		416		416		416	
417		417		417		417	
418		418		418		418	
419		419		419		419	
420		420		420		420	
421		421		421		421	
422		422		422		422	
423		423		423		423	
424		424		424		424	
425		425		425		425	
426		426		426		426	
427		427		427		427	
428		428		428		428	
429		429		429		429	
430		430		430		430	
431		431		431		431	
432		432		432		432	
433		433		433		433	
434		434		434		434	
435		435		435		435	
436		436		436		436	
437		437		437		437	
438		438		438		438	
439		439		439		439	
440		440		440		440	
441		441		441		441	
442		442		442		442	
443		443		443		443	
444		444		444		444	
445		445		445		445	
446		446		446		446	
447		447		447		447	

Shop Expenditure

448		448		448		448	
449		449		449		449	
450		450		450		450	
451		451		451		451	
452		452		452		452	
453		453		453		453	
454		454		454		454	
455		455		455		455	
456		456		456		456	
457		457		457		457	
458		458		458		458	
459		459		459		459	
460		460		460		460	
461		461		461		461	
462		462		462		462	
463		463		463		463	
464		464		464		464	
465		465		465		465	
466		466		466		466	
467		467		467		467	
468		468		468		468	
469		469		469		469	
470		470		470		470	
471		471		471		471	
472		472		472		472	
473		473		473		473	
474		474		474		474	
475		475		475		475	
476		476		476		476	
477		477		477		477	
478		478		478		478	
479		479		479		479	
480		480		480		480	
481		481		481		481	
482		482		482		482	
483		483		483		483	
484		484		484		484	
485		485		485		485	
486		486		486		486	
487		487		487		487	
488		488		488		488	
489		489		489		489	
490		490		490		490	
491		491		491		491	
492		492		492		492	
493		493		493		493	

Shop Expenditure

494			494		494		494	
495			495		495		495	
496			496		496		496	
497			497		497		497	
498			498		498		498	
499			499		499		499	

Shop Expenditure

Num	Sundries	Num	Papers
	Total		Total
	0		0
1	0	1	0
2	0	2	0
3	0	3	0
4	0	4	0
5	0	5	0
6	0	6	0
7	0	7	0
8	0	8	0
9	0	9	0
10	0	10	0
11	0	11	0
12	0	12	0
13	0	13	0
14	0	14	0
15	0	15	0
16	0	16	0
17	0	17	0
18	0	18	0
19	0	19	0
20	0	20	0
21	0	21	0
22	0	22	0
23	0	23	0
24	0	24	0
25	0	25	0
26	0	26	0
27	0	27	0
28	0	28	0
29	0	29	0
30	0	30	0
31	0	31	0
32	0	32	0
33	0	33	0

Shop Expenditure

34	0	34	0
35	0	35	0
36	0	36	0
37	0	37	0
38	0	38	0
39	0	39	0
40	0	40	0
41	0	41	0
42	0	42	0
43	0	43	0
44	0	44	0
45	0	45	0
46	0	46	0
47	0	47	0
48	0	48	0
49	0	49	0
50	0	50	0
51	0	51	0
52	0	52	0
53	0	53	0
54	0	54	0
55	0	55	0
56	0	56	0
57	0	57	0
58	0	58	0
59	0	59	0
60	0	60	0
61	0	61	0
62	0	62	0
63	0	63	0
64	0	64	0
65	0	65	0
66	0	66	0
67	0	67	0
68	0	68	0
69	0	69	0
70	0	70	0
71	0	71	0
72	0	72	0
73	0	73	0
74	0	74	0
75	0	75	0
76	0	76	0
77	0	77	0
78	0	78	0
79	0	79	0

Shop Expenditure

80	0	80	0
81	0	81	0
82	0	82	0
83	0	83	0
84	0	84	0
85	0	85	0
86	0	86	0
87	0	87	0
88	0	88	0
89	0	89	0
90	0	90	0
91	0	91	0
92	0	92	0
93	0	93	0
94	0	94	0
95	0	95	0
96	0	96	0
97	0	97	0
98	0	98	0
99	0	99	0
100	0	100	0
101	0	101	0
102	0	102	0
103	0	103	0
104	0	104	0
105	0	105	0
106	0	106	0
107	0	107	0
108	0	108	0
109	0	109	0
110	0	110	0
111	0	111	0
112	0	112	0
113	0	113	0
114	0	114	0
115	0	115	0
116	0	116	0
117	0	117	0
118	0	118	0
119	0	119	0
120	0	120	0
121	0	121	0
122	0	122	0
123	0	123	0
124	0	124	0
125	0	125	0

Shop Expenditure

126	0	126	0
127	0	127	0
128	0	128	0
129	0	129	0
130	0	130	0
131	0	131	0
132	0	132	0
133	0	133	0
134	0	134	0
135	0	135	0
136	0	136	0
137	0	137	0
138	0	138	0
139	0	139	0
140	0	140	0
141	0	141	0
142	0	142	0
143	0	143	0
144	0	144	0
145	0	145	0
146	0	146	0
147	0	147	0
148	0	148	0
149	0	149	0
150	0	150	0
151	0	151	0
152	0	152	0
153	0	153	0
154	0	154	0
155	0	155	0
156	0	156	0
157	0	157	0
158	0	158	0
159	0	159	0
160	0	160	0
161	0	161	0
162	0	162	0
163	0	163	0
164	0	164	0
165	0	165	0
166	0	166	0
167	0	167	0
168	0	168	0
169	0	169	0
170	0	170	0
171	0	171	0

Shop Expenditure

172	0	172	0
173	0	173	0
174	0	174	0
175	0	175	0
176	0	176	0
177	0	177	0
178	0	178	0
179	0	179	0
180	0	180	0
181	0	181	0
182	0	182	0
183	0	183	0
184	0	184	0
185	0	185	0
186	0	186	0
187	0	187	0
188	0	188	0
189	0	189	0
190	0	190	0
191	0	191	0
192	0	192	0
193	0	193	0
194	0	194	0
195	0	195	0
196	0	196	0
197	0	197	0
198	0	198	0
199	0	199	0
200	0	200	0
201	0	201	0
202	0	202	0
203	0	203	0
204	0	204	0
205	0	205	0
206	0	206	0
207	0	207	0
208	0	208	0
209	0	209	0
210	0	210	0
211	0	211	0
212	0	212	0
213	0	213	0
214	0	214	0
215	0	215	0
216	0	216	0
217	0	217	0

Shop Expenditure

218	0	218	0
219	0	219	0
220	0	220	0
221	0	221	0
222	0	222	0
223	0	223	0
224	0	224	0
225	0	225	0
226	0	226	0
227	0	227	0
228	0	228	0
229	0	229	0
230	0	230	0
231	0	231	0
232	0	232	0
233	0	233	0
234	0	234	0
235	0	235	0
236	0	236	0
237	0	237	0
238	0	238	0
239	0	239	0
240	0	240	0
241	0	241	0
242	0	242	0
243	0	243	0
244	0	244	0
245	0	245	0
246	0	246	0
247	0	247	0
248	0	248	0
249	0	249	0
250	0	250	0
251	0	251	0
252	0	252	0
253	0	253	0
254	0	254	0
255	0	255	0
256	0	256	0
257	0	257	0
258	0	258	0
259	0	259	0
260	0	260	0
261	0	261	0
262	0	262	0
263	0	263	0

Shop Expenditure

264	0	264	0
265	0	265	0
266	0	266	0
267	0	267	0
268	0	268	0
269	0	269	0
270	0	270	0
271	0	271	0
272	0	272	0
273	0	273	0
274	0	274	0
275	0	275	0
276	0	276	0
277	0	277	0
278	0	278	0
279	0	279	0
280	0	280	0
281	0	281	0
282	0	282	0
283	0	283	0
284	0	284	0
285	0	285	0
286	0	286	0
287	0	287	0
288	0	288	0
289	0	289	0
290	0	290	0
291	0	291	0
292	0	292	0
293	0	293	0
294	0	294	0
295	0	295	0
296	0	296	0
297	0	297	0
298	0	298	0
299	0	299	0
300	0	300	0
301	0	301	0
302	0	302	0
303	0	303	0
304	0	304	0
305	0	305	0
306	0	306	0
307	0	307	0
308	0	308	0
309	0	309	0

Shop Expenditure

310	0	310	0
311	0	311	0
312	0	312	0
313	0	313	0
314	0	314	0
315	0	315	0
316	0	316	0
317	0	317	0
318	0	318	0
319	0	319	0
320	0	320	0
321	0	321	0
322	0	322	0
323	0	323	0
324	0	324	0
325	0	325	0
326	0	326	0
327	0	327	0
328	0	328	0
329	0	329	0
330	0	330	0
331	0	331	0
332	0	332	0
333	0	333	0
334	0	334	0
335	0	335	0
336	0	336	0
337	0	337	0
338	0	338	0
339	0	339	0
340	0	340	0
341	0	341	0
342	0	342	0
343	0	343	0
344	0	344	0
345	0	345	0
346	0	346	0
347	0	347	0
348	0	348	0
349	0	349	0
350	0	350	0
351	0	351	0
352	0	352	0
353	0	353	0
354	0	354	0
355	0	355	0

Shop Expenditure

356	0	356	0
357	0	357	0
358	0	358	0
359	0	359	0
360	0	360	0
361	0	361	0
362	0	362	0
363	0	363	0
364	0	364	0
365	0	365	0
366	0	366	0
367	0	367	0
368	0	368	0
369	0	369	0
370	0	370	0
371	0	371	0
372	0	372	0
373	0	373	0
374	0	374	0
375	0	375	0
376	0	376	0
377	0	377	0
378	0	378	0
379	0	379	0
380	0	380	0
381	0	381	0
382	0	382	0
383	0	383	0
384	0	384	0
385	0	385	0
386	0	386	0
387	0	387	0
388	0	388	0
389	0	389	0
390	0	390	0
391	0	391	0
392	0	392	0
393	0	393	0
394	0	394	0
395	0	395	0
396	0	396	0
397	0	397	0
398	0	398	0
399	0	399	0
400	0	400	0
401		401	

Shop Expenditure

402		402	
403		403	
404		404	
405		405	
406		406	
407		407	
408		408	
409		409	
410		410	
411		411	
412		412	
413		413	
414		414	
415		415	
416		416	
417		417	
418		418	
419		419	
420		420	
421		421	
422		422	
423		423	
424		424	
425		425	
426		426	
427		427	
428		428	
429		429	
430		430	
431		431	
432		432	
433		433	
434		434	
435		435	
436		436	
437		437	
438		438	
439		439	
440		440	
441		441	
442		442	
443		443	
444		444	
445		445	
446		446	
447		447	

Shop Expenditure

448		448	
449		449	
450		450	
451		451	
452		452	
453		453	
454		454	
455		455	
456		456	
457		457	
458		458	
459		459	
460		460	
461		461	
462		462	
463		463	
464		464	
465		465	
466		466	
467		467	
468		468	
469		469	
470		470	
471		471	
472		472	
473		473	
474		474	
475		475	
476		476	
477		477	
478		478	
479		479	
480		480	
481		481	
482		482	
483		483	
484		484	
485		485	
486		486	
487		487	
488		488	
489		489	
490		490	
491		491	
492		492	
493		493	

Shop Expenditure

494		494	
495		495	
496		496	
497		497	
498		498	
499		499	

EXAMINERS REPORT

Independent examiner's report to the trustees of British Dyslexics Reg. 1058046

I report to the trustees on my examination of the accounts of British Dyslexics for the year ended 31 July 2023.

Responsibilities and basis of report

As the charity trustees of British Dyslexics, you are responsible for the preparation of the accounts in accordance with the requirements of the Charities Act 2011.

I report in respect of my examination of the British Dyslexics accounts carried out under section 145 of the 2011 Act and in carrying out my examination I have followed all the applicable Directions given by the Charity Commission under section 145(5)(b) of the Act.

Independent examiner's statement

I have completed my examination. I confirm that no material matters have come to my attention in connection with the examination giving me cause to believe that in any material respect:

1. accounting records were not kept in respect of the Charity as required by section 130 of the Act; or
2. the accounts do not accord with those records; or
3. the accounts do not comply with the applicable requirements concerning the form and content of accounts set out in the Charities (Accounts and Reports) Regulations 2008 other than any requirement that the accounts give a 'true and fair view which is not a matter considered as part of an independent examination.

I have no concerns and have come across no other matters in connection with the examination to which attention should be drawn in this report in order to enable a proper understanding of the accounts to be reached.

Signed:

Name: Colin Steel

Relevant professional qualification: Former post master and Civil Service Exam Qualification.

Address: Greenfield business centre, Greenfield, Flintshire, CH8 7GR

Date:21/11/2023

BRITISH DYSLEXICS

England & Wales - Charity number 1058046

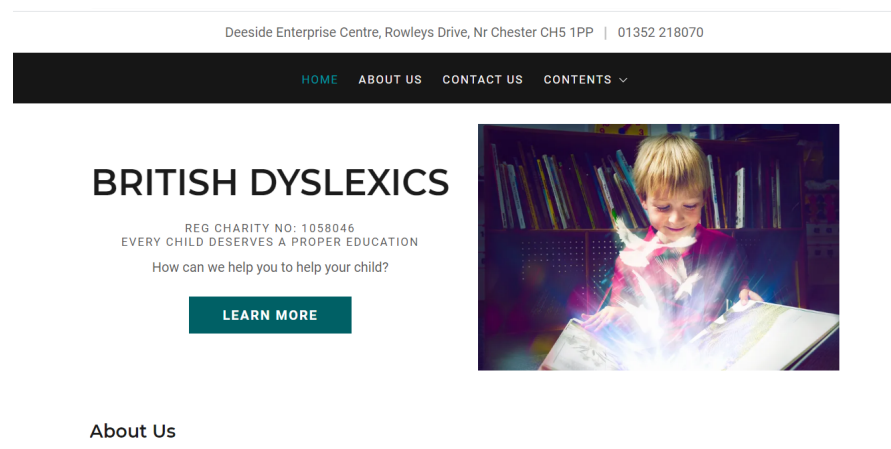
Accounts

2022/2023

Annual Report

Our Website

The current website has been a great success. Tens of thousands of parents visited the site last year to view the information. It is more modern, easier to use and will be the largest dyslexic website in the UK.



Our Aims

The object of British Dyslexics is to provide free help, advice and information to parents, schools, and dyslexic children. Ultimately, our goal is to bring about a better understanding of dyslexia and learning difficulties throughout society by providing relevant written material and by teaching children.

Unlike other dyslexic charities we offer a range of services completely free of charge to dyslexic children, their parents, and Schools. We constantly seek to increase the quality of our service and to improve and develop the range of services we offer.

In the forthcoming year, we will send out thousands of SpLD handbooks and Information Packs along with various other projects completely free of charge and this materialises into a saving of many thousands of pounds to participating parents who receive the information and are empowered to act.

The roots of our organisation are fixed in a very strong educational tradition. In fact, British Dyslexics began as an undergraduate self-help

group at Bangor University. Ultimately, we aim to promote equality of opportunity within education and to create a better quality of life for dyslexic children and their families nationwide.

A few words from our Chairperson

Covid-19 has continued to make the charity's job to seek financial support even harder than usual. Covid-19 has reduced our ability to raise funds by more than a third. On top of this the cost-of-living crisis is also hitting everyone hard. Due to these factors, we have decided to close one of our offices, and moved everyone and everything over to our remaining offices. We would like to say a massive thank you to the trust who have supported us who without their continued support we would be unable to continue to offer our free help and support to children/young people. On behalf of every parent and child we helped and supported this year we would like to pass on their appreciation and gratitude.

Now more than ever, for children with learning difficulties ensuring they get the best education is something that ultimately concerns us all
The number of children needing help increased by a factor of ten..

Regrettably, the need for our free services far outweighs our resources. As in the past our future plans will owe much to the many organisations and Charitable trusts that have supported us financially for the past five years. Naturally, we hope to build on the enormous goodwill and friendship they have shown us. The parents who play such a vital part in bringing about awareness of dyslexia must also be congratulated on their excellent work and their tireless enthusiasm. Finally, many new and exciting things lie ahead, modern initiatives in teaching and education, new research into dyslexia and how it effects children and campaigns to promote equality of opportunity in education.

Learning Difficulties

Not all disabilities are immediately apparent and whilst in Britain there are an estimated 350,000 children with conventional disabilities, the Department for Education estimates that in England alone there are a staggering 1,600,000 children currently suffering with learning difficulties, categorised by being more than 3 years behind. The overwhelming majority of these children do not receive one-to-one tuition nor are they being taught using special teaching techniques or equipment, such as multi-sensory teaching methods and computer based learning programs. Furthermore, dyslexic children are usually taken out of national curriculum studies to attend special needs classes designed for children who are academically

challenged, virtually ensuring that they fall further and further behind.

Our dyslexic teaching centre gives one-to-one tuition free of charge to every child who attends.

Although, there is now a very large waiting list of children waiting to attend. The centre also provides free assessments, support, counselling and specialist advice to parents and this is particularly important when they first discover that their child is dyslexic. The centre is also the prototype to be used as a blueprint on which to base more centres in the future.

British Dyslexics understands the fundamental importance of ensuring that each and every child is allowed to achieve self-fulfilment. Surely as Britain reaches the millennium, this should not be based on a parents ability to pay for extra help.

Multi-Sensory Learning

Over recent years research has consistently demonstrated that the most effective method of teaching dyslexic children is through a structured multi-sensory teaching approach. The technique uses visual, auditory and kinaesthetic inputs which are combined and reinforced in a way that helps children to overcome their learning difficulties. Conventional teaching techniques only tend to confuse dyslexic children. This is believed to be because of

incompatibility problems between different systems in the brain. This causes the senses to fail 'to work together' correctly when processing language. The result can be a complete failure to understand the intricate and often contradictory rules of the English language.

If dyslexic children do not receive the correct type of help they are not generally able to learn automatic responses to letters and words in their written form. However, by using a technique such as Multi-sensory learning which insist on the simultaneous use of eyes, ears, voice and hands, the brain receives the same information from all the relevant senses and is forced to process the information in a more whole and correct way.

Multi-sensory learning is a structured approach to teaching by using reinforcing techniques this ensures that a child learns the ability to handle a relatively small number of sounds and symbols before progressing through the language, building on what is already known. This helps reduce the fear of failure and ridicule that tends to dominate the learning process of all dyslexic children. However, these negative feelings gradually begin to disappear as children overcome their disability and success becomes more and more frequent.

Parents and teachers are encouraged to build on the automatic responses which are developed through all the activities of multi-sensory learning both at school

and at home. As dyslexic children overcome their learning difficulties they often retain additional skills and abilities which they develop in response to coping with their dyslexia. These may include unusual creative skills, highly developed visual memories and exceptional abilities in creative and lateral thinking.

Campaigning

Currently, the vast number of children with learning disabilities and how little is available to help them is not yet understood by the majority of the public. Despite the numbers involved, currently no organisation is campaigning on the absolute importance of ensuring that all dyslexic children receive equal opportunities in education. In the forthcoming year we intend to begin campaigning on this important issue.

The impact of dyslexia upon children and the effect it has on the family unit has not been researched. This has led us to begin to produce a brief report which we intend to produce at the end of each year. The report will highlight the plight of children suffering psychological and emotional problems as a result of dyslexia and the effect this has on their families.

The report will also provide a voice for children and parents allowing them to express the true nature of the problems encountered in bringing up dyslexic children.

Qualifications

The ability to gain relevant qualification is now crucial in an ever more competitive employment marketplace. Currently, some children are doing better at higher levels. However, one in ten children leave school with absolutely no qualifications whatsoever. The prospects of these children even getting an interview for a worthwhile job is remote, let alone actually being offered employment.

With the advent of league tables the problems have got substantially worse. Schools have tended to concentrate their efforts on the most capable students in an effort to improve or maintain their place in the table. To add to this, funding for support services remain a low priority in most schools.

Last year less children than ever before were put forward to take GCE English examinations and of those that took the examination less than ever before passed it. In English, more than any other subject, the gap is widening and this year a new term came into being used to identify those who have no qualifications 'The educational underclass'.

Gaining qualifications is the initial essential step to obtaining worthwhile employment. How can our children succeed in life if many are allowed to fall at

the very first obstacle? With no qualifications our children are condemned to a life of lost opportunity.

could not possibly have progressed. The expensive private fees for help for dyslexic children proved too much for us as a family, the dyslexic centre is our only hope"

Testimonials

Mrs S W who has an 11 year old daughter.

"My daughter has been receiving lessons for a short space of time (5 month) She started High School approximately 6 weeks ago and so far she seems to be getting 'A' even in English, I think that speaks for itself"

Mrs K who has an 11 year old son.

"After my (then) 10 year old son was privately assessed as being dyslexic, we read an article about British Dyslexics and contacted them. We were seen within the day and my son started his lessons there the following week. My son still enjoys every lesson, his writing grew 200%. without the aid of British Dyslexics in my opinion my son would be a very quiet withdrawn and unconfident young person. Thank you from myself, my partner and a very appreciative son"

Mrs J O who has a 10 year old daughter

"The centre has been invaluable to us, her school are impressed with her spelling progress. The centre is her only real help. without the centre, my daughter

BRITISH DYSLEXICS**Statement of Financial Activities for the Period 1st August 2021 to 31st July 2022**

	Restricted Funds £	Unrestricted Funds £	Total £
Income & Expenditure			
Income:			
Grants	25,395.00	1,955.00	27,350.00
Fund-raising	0.00	0.00	0.00
Deposit Interest	0.00		0.00
Total Income:	<u>25,395.00</u>	<u>1,955.00</u>	<u>27,350.00</u>
Direct Charitable Expenditure:			
Teaching Materials/Equipment			
Books	0.00	0.00	0.00
Equipment	0.00	0.00	0.00
Teaching	0.00	0.00	0.00
Providing Information			
Dyslexia Testing	0.00	0.00	0.00
Printing	1,557.00	0.00	1,557.00
Provision of Centre			
Salary & N.I.C costs	12,000.00	0.00	12,000.00
Postage	2,479.00	0.00	2,479.00
Telephone	683.88	0.00	683.88
Stationery	112.41	0.00	112.41
Toner/Ink/Paper	302.91	0.00	302.91
Cleaning Materials	0.00	37.02	37.02
Lighting & Heating	0.00	293.00	293.00
Rent & Rates	8,259.70	0.00	8,259.70
Transportation			
Fuel & Oil	0.00	834.98	834.98
Other Transport costs	0.00	0.00	0.00
	<u>25,394.90</u>	<u>1,165.00</u>	<u>26,559.90</u>
Other Expenditure:			
Fund-raising cost	0.00	0.00	0.00
Publishing	0.00	0.00	0.00
Training	0.00	0.00	0.00
Insurance	0.00	790.00	790.00
Sundries	0.00	0.00	0.00
	<u>0.00</u>	<u>790.00</u>	<u>790.00</u>
Total Expenditure:	<u>25,394.90</u>	<u>1,955.00</u>	<u>27,349.90</u>
Net Income for period:	25,395.00	1,955.00	<u>27,350.00</u>
Balance carried forward:	<u>0.10</u>	<u>0.00</u>	<u>0.10</u>
Balance carried forward from previous year:		<u>38.26</u>	
Total balance carried forward:	<u>0.10</u>	<u>38.26</u>	<u>38.36</u>

BRITISH DYSLEXICS

Balance Sheet for the Period 1st August 2021 to 31st July 2022

		2020/2021 £	2021/2022 £
Fixed Assets:			
Furniture & Equipment		<u>1,757.39</u>	<u>2,343.18</u>
less depreciation			585.80
			<u>1,757.39</u>
Current Assets:			
Debtors	0.00		
Balance at Bank: Deposit Account	<u>38.36</u>		
Current Liabilities:			
Creditors	<u>0.00</u>		
Net current assets:		<u>38.36</u>	
Net Assets:		<u>1,795.75</u>	
FUNDS			
Restricted Income:			
General Fund	0.00		
Unrestricted Income:			
General Fund	<u>38.26</u>		
Cash balance carried forward:	<u>0.10</u>		
Total Assets:	<u>38.36</u>	<u>38.36</u>	

31st July 2022

Allison Fielding

		RESTRICTED	UNRESTRICTED
	Donations & Grants	Total	Total
		43950	0
03.12.18	The Fred Towler Charitable Trust	1,450	0
22.12.18	Barbara Shuttle worth memorial trust Trust	1000	0
05.10.18	The Sylvia and Colin Shepherd Charitable Trust	500	0
03.08.18	Annie Tranmer Charitable Trust	1,000	0
13.12.18	The Duncan Campbell Leggat Charitable Trust	500	0
05.09.18	William Hardings Charity	2,800	0
12.09.18	FSJ Charities	1000	0
28.08.18	The Rosca Trust	2500	0
03.09.18	The Rothley Trust	1,100	0
27.01.19	Open Gate	1,400	0
25.01.19	The Tory Family Foundation	500	0
11.03.19	Pilkington Charities Fund	3,000	0
18.03.19	Sir John Sumners Charitable Trust	200	0
23.03.19	Doris Field Charitable Trust	1,000	0
27.03.19	CB & HH Taylor Charitable Trust	500	0
02.04.19	Lord Leverhulme's Charitable Trust	500	0
02.04.19	The Ammco Charitable Trust	500	0
10.04.19	The Nathaniel Reyner Trust Fund	1000	0
09.04.19	New Appeals Organisation for the City & County of Nottingham	3,200	0
30.04.19	The Christopher H R Reeves Charitable Trust	3,200	0
29.04.19	sheffield bluecoat & mount pleasant educational foundation	1,000	0
07.05.19	oakdale Trust	1,000	0
14.05.19	Annie Tranmer Charitable Trust	1,000	0
16.05.19	The William Leech Charity	1,000	0
24.05.19	The Hedley Foundation	3,200	0
24.05.19	Charity link	500	0
18.04.19	the friarsgate Trust	500	0
26.05.19	j Reginald Corah Foundation Fund	500	0
29.05.19	Florence Turner Charitable Trust	1000	0
12.06.19	zendra uk Trust	2000	0
24.07.19	sir james roll Charitable Trust	1000	0
14.07.19	the george ward Charitable Trust	1600	0
20.07.19	The robert and margaret moss Charitable trust	500	0

Income

21.07.19	Maud Elkington Charitable trust	1000	0
23.07.19	the stanton ballard Charitable Trust	500	0
02.07.19	proven family trust	300	0
01.07.19	matthews wrightson charity Trust	500	0
		0	0
		0	0
		0	0
		0	0
		0	0
		0	0
		0	0
		0	0
00.00.00	Charitable Trust	0	0
00.00.00	Charitable Trust	0	0
00.00.00	Charitable Trust	0	0
00.00.00	Charitable Trust	0	0
03.02.11	Account No (B30011800) Voucher Number 1059213	0	0
03.02.11	Pettit Charitable Trust	0	0
03.02.11	Stella Symons Charitable Trust	0	0
10.02.11	J H Levy Charitable Trust	0	0
10.02.11	D C Leggat's Charitable Trust	0	0
14.02.11	Annie Tranmer Charitable Trust	0	0
24.03.11	The Norman Family Charitable Trust	0	0
24.03.11	The Harris & Sheldon Group	0	0
24.03.11	N Smith CT	0	0
24.03.11	The Sir Jules thorn Charitable Trust	0	0
24.03.11	The James Beattie Charitable Trust (Wolves)	0	0
14.08.11	The Promotion of English Trust	0	0
15.08.11	The Lynn Foundation	0	0
14.09.11	Johnson matthey	0	0
22.09.11	The Sydney Black Charitable Trust	0	0
22.09.11	Brittania Refined Metals (caf voucher)	0	0
13.10.11	Allied Irish Bank (GB)(Caf Voucher)	0	0
13.10.11	Accrington Lions Club	0	0
08.11.11	Dennis Alan Yardy Charitable trust	0	0
08.11.11	The Ibbett Trust	0	0

Income

08.11.11	The Norman Family Charitable Trust		0	0
25.11.11	Northcott Devon Foundation		0	0
25.11.11	Hull & East Riding CT		0	0
25.11.11	The James Beattie Charitable Trust (Wolves)		0	0
05.12.11	CPUK		0	0
09.12.11	Ernest Cook Trust		0	0
09.12.11	The Tory Family Foundation		0	0
19.12.11	DC Leggat's Charitable trust		0	0
19.12.11	Ursula Keyes CT		0	0
			0	0
			0	0
			0	0
			0	0
			0	0
			0	0
			0	0
			0	0
			0	0
			0	0
			0	0
			0	0
			0	0
			0	0
			0	0
			0	0
			0	0
			0	0
			0	0
			0	0
			0	0
			0	0
			0	0
			0	0
			0	0
			0	0

Income

			0	0
			0	0
			0	0
			0	0
			0	0
			0	0
			0	0
			0	0
			0	0
			0	0
			0	0
			0	0
			0	0
			0	0
			0	0
			0	0
			0	0
			0	0
			0	0
			0	0
			0	0
			0	0
			0	0
			0	0
			0	0
			0	0
			0	0
			0	0
			0	0
			0	0
			0	0
			0	0
			0	0
			0	0
			0	0
			0	0
			0	0
			0	0
			0	0
			0	0
			0	0
			0	0
			0	0
			0	0
			0	0
			0	0
			0	0
			0	0
			0	0
			0	0

Income

				0	0
				0	0
				0	0
				0	0
				0	0
				0	0
				0	0
				0	0
				0	0
				0	0
				0	0
				0	0
				0	0
				0	0
				0	0
				0	0
				0	0
				0	0
				0	0
				0	0
				0	0
				0	0
				0	0

		0	0	0
		0	0	0
		0	0	0
		0	0	
		0	0	0
		0	0	
		0	0	0
		0	0	0
		0	0	0
		0	0	0
		0	0	0
		0	0	0
		0	0	
		0	0	
		0	0	
		0	0	0
		0	0	
		0	0	
		0	0	
		0	0	
		0	0	
		0	0	0
		0	0	0
		0	0	0
		0	0	0
		0	0	0
		0	0	0
		0	0	0
		0	0	0
		0	0	0
		0	0	0
		0	0	0
		0	0	0
		0	0	0
		0	0	0
		0	0	0
		0	0	0
		0	0	0

Income

			0	0	
			0	0	
			0	0	
			0	0	
			0	0	
			0	0	
			0	0	
			0	0	
			0	0	
			0	0	
			0	0	
			0	0	
			0	0	
			0	0	
			0	0	
			0	0	
			0	0	
			0	0	
			0	0	
			0	0	
			0	0	
			0	0	
			0	0	
			0	0	
			0	0	
			0	0	
			0	0	
			0	0	
			0	0	
			0	0	
			0	0	
			0	0	
			0	0	
			0	0	
			0	0	
			0	0	
			0	0	
			0	0	
			0	0	
			0	0	
			0	0	
			0	0	
			0	0	
			0	0	
			0	0	
			0	0	
			0	0	
			0	0	
			0	0	
			0	0	
			0	0	
			0	0	

Income

		0	0	
		0	0	
		0	0	
		0	0	
		0	0	
		0	0	
		0	0	
		0	0	
		0	0	
		0	0	
		0	0	
		0	0	
		0	0	
		0	0	
		0	0	
		0	0	
		0	0	
		0	0	
		0	0	
		0	0	
		0	0	
		0	0	
		0	0	
		0	0	
		0	0	

Direct Charitable Expenditure

Num	Books	Num	Equipment	Num	Postage	Num	Telephone	Num	Stationery	Num
	Total		Total		Total		Total		Total	
	120.8		1150.91		759.58		530.58		101.53	
	Vat		Vat		Vat		Vat		Vat	
	0		171.4121277		0		79.02255319		15.12148936	
1	10.6	1	150	1	719.58	1	11.99	1	28.65	1
2	13.5	2	163.99	2	40	2	38.64	2	22.88	2
3	5.2	3	78.99	3		3	11.99	3	50	3
4	4	4	79.99	4		4	11.99	4	0	4
5	84.5	5	179	5		5	11.99	5	0	5
6	3	6	21.97	6		6	11.99	6	0	6
7	0	7	14.25	7		7	11.99	7	0	7
8	0	8	10	8		8	420	8	0	8
9	0	9	4.94	9		9		9	0	9
10	0	10	34.99	10		10		10	0	10
11	0	11	17.5	11		11		11	0	11
12	0	12	269	12		12		12	0	12
13	0	13	5.29	13		13		13	0	13
14	0	14	62	14		14		14		14

Direct Charitable Expenditure

15	0	15	59	15	15	15	15	15
16	0	16	0	16	16	16	16	16
17	0	17	0	17	17	17	17	17
18	0	18	0	18	18	18	18	18
19		19	0	19	19	19	19	19
20		20	0	20	20	20	20	20
21		21	0	21	21	21	21	21
22		22	0	22	22	22	22	22
23		23	0	23	23	23	23	23
24		24	0	24	24	24	24	24
25		25	0	25	25	25	25	25
26		26	0	26	26	26	26	26
27		27	0	27	27	27	27	27
28		28	0	28	28	28	28	28
29		29	0	29	29	29	29	29
30		30	0	30	30	30	30	30
31		31	0	31	31	31	31	31
32		32	0	32	32	32	32	32
33		33	0	33	33	33	33	33
34		34	0	34	34	34	34	34
35		35	0	35	35	35	35	35
36		36	0	36	36	36	36	36
37		37	0	37	37	37	37	37
38		38	0	38	38	38	38	38
39		39	0	39	39	39	39	39

Direct Charitable Expenditure

40		40	0	40		40		40		40
41		41	0	41		41		41		41
42		42	0	42		42		42		42
43		43	0	43		43		43		43
44		44	0	44		44		44		44
45		45	0	45		45		45		45
46		46	0	46		46		46		46
47		47	0	47		47		47		47
48		48	0	48		48		48		48
49		49	0	49		49		49		49
50		50	0	50		50		50		50
		51	0					51		
		52	0					52		
		53	0					53		
		54	0					54		
		55	0					55		
		56	0					56		
		57	0					57		
		58	0					58		
		59	0					59		
			0					60		
								61		
								62		
								63		
								64		

Direct Charitable Expenditure

								65		
								66		
								67		
								68		
								69		
								70		
								71		
								72		
								73		
								74		
								75		
								76		
								77		
								78		
								79		
								80		
								81		
								82		
								83		
								84		
								85		
								86		
								87		
								88		
								89		

Direct Charitable Expenditure

	0		0		0		0	90		0
	0		0		0		0	91		0
	0		0		0		0	92		0
	0		0		0		0	93		0
	0		0		0		0	94		0
	0		0		0		0	95		0
	0		0		0		0	96		0
	0		0		0		0	97		0
	0		0		0		0	98		0
	0		0		0		0	99		0
	0		0		0		0	100		0
	0		0		0		0	101		0
	0		0		0		0	102		0
	0		0		0		0	103		0
	0		0		0		0	104		0
	0		0		0		0	105		0
	0		0		0		0	106		0
	0		0		0		0	107		0
	0		0		0		0	108		0
	0		0		0		0	109		0
	0		0		0		0	110		0
	0		0		0		0	111		0
	0		0		0		0	112		0
	0		0		0		0	113		0
	0		0		0		0	114		0

Direct Charitable Expenditure

	0		0		0		0	115		0
	0		0		0		0	116		0
	0		0		0		0	117		0
	0		0		0		0	118		0
	0		0		0		0	119		0
	0		0		0		0	120		0
	0		0		0		0	121		0
	0		0		0		0	122		0
	0		0		0		0	123		0
	0		0		0		0	124		0
	0		0		0		0	125		0
	0		0		0		0	126		0
	0		0		0		0	127		0
	0		0		0		0	128		0
	0		0		0		0	129		0
	0		0		0		0	130		0
	0		0		0		0	131		0
	0		0		0		0	132		0
	0		0		0		0	133		0
	0		0		0		0	134		0
	0		0		0		0	135		0
	0		0		0		0	136		0
	0		0		0		0	137		0
	0		0		0		0	138		0
	0		0		0		0	139		0

Direct Charitable Expenditure

	0		0		0		0	140		0
	0		0		0		0	141		0
	0		0		0		0	142		0
	0		0		0		0	143		0
	0		0		0		0	144		0
	0		0		0		0	145		0
	0		0		0		0	146		0
	0		0		0		0	147		0
	0		0		0		0	148		0
	0		0		0		0	149		0
	0		0		0		0	150		0
	0		0		0		0	151		0
	0		0		0		0	152		0
	0		0		0		0	153		0
	0		0		0		0	154		0
	0		0		0		0	155		0
	0		0		0		0	156		0
	0		0		0		0	157		0
	0		0		0		0	158		0
	0		0		0		0	159		0
	0		0		0		0	160		0
	0		0		0		0	161		0
	0		0		0		0	162		0
	0		0		0		0	163		0
	0		0		0		0	164		0

Direct Charitable Expenditure

	0		0		0		0	165		0
	0		0		0		0	166		0
	0		0		0		0	167		0
	0		0		0		0	168		0
	0		0		0		0	169		0
	0		0		0		0	170		0
	0		0		0		0	171		0
	0		0		0		0	172		0
	0		0		0		0	173		0
	0		0		0		0	174		0
	0		0		0		0	175		0
	0		0		0		0	176		0
	0		0		0		0	177		0
	0		0		0		0	178		0
	0		0		0		0	179		0
	0		0		0		0	180		0
	0		0		0		0	181		0
	0		0		0		0	182		0
	0		0		0		0	183		0
	0		0		0		0	184		0
	0		0		0		0	185		0
	0		0		0		0	186		0
	0		0		0		0	187		0
	0		0		0		0	188		0
	0		0		0		0	189		0

Direct Charitable Expenditure

	0		0		0		0	190		0
	0		0		0		0	191		0
	0		0		0		0	192		0
	0		0		0		0	193		0
	0		0		0		0	194		0
	0		0		0		0	195		0
	0		0		0		0	196		0
	0		0		0		0	197		0
	0		0		0		0	198		0
	0		0		0		0	199		0
	0		0		0		0	200		0
	0		0		0		0	201		0
	0		0		0		0	202		0
	0		0		0		0	203		0
	0		0		0		0	204		0
	0		0		0		0	205		0
	0		0		0		0	206		0
	0		0		0		0	207		0
	0		0		0		0	208		0
	0		0		0		0	209		0
	0		0		0		0	210		0
	0		0		0		0	211		0
	0		0		0		0	212		0
	0		0		0		0	213		0
	0		0		0		0	214		0

Direct Charitable Expenditure

	0		0		0		0	215		0
	0		0		0		0	216		0
	0		0		0		0	217		0
	0		0		0		0	218		0
	0		0		0		0	219		0
	0		0		0		0	220		0
	0		0		0		0	221		0
	0		0		0		0	222		0
	0		0		0		0	223		0
	0		0		0		0	224		0
	0		0		0		0	225		0
	0		0		0		0	226		0
	0		0		0		0	227		0
	0		0		0		0	228		0
	0		0		0		0	229		0
	0		0		0		0	230		0
	0		0		0		0	231		0
	0		0		0		0	232		0
	0		0		0		0	233		0
	0		0		0		0	234		0
	0		0		0		0	235		0
	0		0		0		0	236		0
	0		0		0		0	237		0
								238		
								239		

Direct Charitable Expenditure

								240		
								241		
								242		
								243		
								244		
								245		
								246		
								247		
								248		
								249		
								250		
								251		
								252		
								253		

Direct Charitable Expenditure

Toner/Ink & Pape	Num	Heating	Num	Water	Num	Rent & Rat	Num	Fuel & Oil	Num
Total		Total		Total		Total		Total	
364.52		300		120		8765.9		1506.92	
Vat		Vat		Vat		Vat		Vat	
54.290212766		0		0		0		224.43489	
38.76	1	300	1	120	1	561.44	1	29.95	1
45.76	2		2	0	2	168.97	2	55	2
82	3		3	0	3	90	3	50	3
198	4		4		4	168.97	4	20	4
	5		5		5	561.44	5	9.97	5
	6		6		6	168.97	6	30	6
	7		7		7	561.44	7	10	7
	8		8		8	168.97	8	29.93	8
	9		9		9	561.44	9	20.1	9
	10		10		10	381.93	10	48.23	10
	11		11		11	561.44	11	30	11
	12		12		12	561.44	12	30	12
	13		13		13	168.97	13	53.89	13
	14		14		14	561.44	14	29.98	14

Direct Charitable Expenditure

	15		15		15	381.93	15	29.95	15
	16		16		16	561.44	16	57.02	16
	17		17		17	168.97	17	26.96	17
	18		18		18	561.44	18	29.96	18
	19		19		19	168.97	19	30	19
	20		20		20	561.44	20	29.93	20
	21		21		21	90	21	29.98	21
	22		22		22	90	22	30	22
	23		23		23	90	23	29.97	23
	24		24		24	168.97	24	29.98	24
	25		25		25	168.97	25	26.96	25
	26		26		26	168.97	26	29.97	26
	27		27		27	168.97	27	0	27
	28		28		28	168.97	28	29.95	28
	29		29		29		29	30.01	29
	30		30		30		30	29.94	30
	31		31		31		31	29.93	31
	32		32		32		32	30	32
	33		33		33		33	29.96	33
	34		34		34		34	29.96	34
	35		35		35		35	29.85	35
	36		36		36		36	20.06	36
	37		37		37		37	29.95	37
	38		38		38		38	29.95	38
	39		39		39		39	29.99	39

Direct Charitable Expenditure

	40		40		40		40	29.95	40
	41		41		41		41	30	41
	42		42		42		42	29.96	42
	43		43		43		43	29.9	43
	44		44		44		44	29.9	44
	45		45		45		45	40.02	45
	46		46		46		46	30.02	46
	47		47		47		47	19.99	47
	48		48		48		48	29.98	48
	49		49		49		49	29.93	49
	50		50		50		50	29.99	50
	51		51				51	0	
	52		52				52	0	
	53		53				53	0	
	54		54				54	0	
	55		55				55	0	
	56		56				56	0	
	57		57				57	0	
	58		58				58	0	
	59		59				59	0	
	60		60				60	0	
	61		61				61	0	
	62		62				62	0	
	63		63				63	0	
	64		64				64	0	

Direct Charitable Expenditure

	65		65			65	0
	66		66			66	
	67		67			67	
	68		68			68	
	69		69			69	
	70		70			70	
	71		71			71	
	72		72			72	
	73		73			73	
	74		74			74	
	75		75			75	
	76		76			76	
	77		77			77	
	78		78			78	
	79		79			79	
	80		80			80	
	81		81			81	
	82		82			82	
	83		83			83	
	84		84			84	
	85		85			85	
	86					86	
	87					87	
	88					88	
						89	

Direct Charitable Expenditure

0	0	0	0	0	90	0
0	0	0	0	0	91	0
0	0	0	0	0	92	0
0	0	0	0	0	93	0
0	0	0	0	0	94	0
0	0	0	0	0	95	0
0	0	0	0	0	96	0
0	0	0	0	0	97	0
0	0	0	0	0	98	0
0	0	0	0	0	99	0
0	0	0	0	0	100	0
0	0	0	0	0	101	0
0	0	0	0	0	102	0
0	0	0	0	0	103	0
0	0	0	0	0	104	0
0	0	0	0	0	105	0
0	0	0	0	0	106	0
0	0	0	0	0	107	0
0	0	0	0	0	108	0
0	0	0	0	0	109	0
0	0	0	0	0	110	0
0	0	0	0	0	111	0
0	0	0	0	0	112	0
0	0	0	0	0	113	0
0	0	0	0	0	114	0

Direct Charitable Expenditure

0		0		0		0 115		0
		0		0		0 116		0
		0		0		0 117		0
		0		0		0 118		0
		0		0		0 119		0
		0		0		0 120		0
		0		0		0 121		0
		0		0		0 122		0
		0		0		0 123		0
		0		0		0 124		0
		0		0		0 125		0
		0		0		0 126		0
		0		0		0 127		0
		0		0		0 128		0
		0		0		0 129		0
		0		0		0 130		0
		0		0		0 131		0
		0		0		0 132		0
		0		0		0 133		0
		0		0		0 134		0
		0		0		0 135		0
		0		0		0 136		0
		0		0		0 137		0
		0		0		0 138		0
		0		0		0 139		0

Direct Charitable Expenditure

		0		0		0	140		0
		0		0		0	141		0
		0		0		0	142		0
		0		0		0	143		0
		0		0		0	144		0
		0		0		0	145		0
		0		0		0	146		0
		0		0		0	147		0
		0		0		0	148		0
		0		0		0	149		0
		0		0		0	150		0
		0		0		0	151		0
		0		0		0	152		0
		0		0		0	153		0
		0		0		0	154		0
		0		0		0	155		0
		0		0		0	156		0
		0		0		0	157		0
		0		0		0	158		0
		0		0		0	159		0
		0		0		0	160		0
		0		0		0	161		0
		0		0		0	162		0
		0		0		0	163		0
		0		0		0	164		0

Direct Charitable Expenditure

		0		0		0	165		0
		0		0		0	166		0
		0		0		0	167		0
		0		0		0	168		0
		0		0		0	169		0
		0		0		0	170		0
		0		0		0	171		0
		0		0		0	172		0
		0		0		0	173		0
		0		0		0	174		0
		0		0		0	175		0
		0		0		0	176		0
		0		0		0	177		0
		0		0		0	178		0
		0		0		0	179		0
		0		0		0	180		0
		0		0		0	181		0
		0		0		0	182		0
		0		0		0	183		0
		0		0		0	184		0
		0		0		0	185		0
		0		0		0	186		0
		0		0		0	187		0
		0		0		0	188		0
		0		0		0	189		0

Direct Charitable Expenditure

		0		0		0 190		0
		0		0		0 191		0
		0		0		0 192		0
		0		0		0 193		0
		0		0		0 194		0
		0		0		0 195		0
		0		0		0 196		0
		0		0		0 197		0
		0		0		0 198		0
		0		0		0 199		0
		0		0		0 200		0
		0		0		0 201		0
		0		0		0 202		0
		0		0		0 203		0
		0		0		0 204		0
		0		0		0 205		0
		0		0		0 206		0
		0		0		0 207		0
		0		0		0 208		0
		0		0		0 209		0
		0		0		0 210		0
		0		0		0 211		0
		0		0		0 212		0
		0		0		0 213		0
		0		0		0 214		0

Direct Charitable Expenditure

		0		0		0	215		0
		0		0		0	216		0
		0		0		0	217		0
		0		0		0	218		0
		0		0		0	219		0
		0		0		0	220		0
		0		0		0	221		0
		0		0		0	222		0
		0		0		0	223		0
		0		0		0	224		0
		0		0		0	225		0
		0		0		0	226		0
		0		0		0	227		0
		0		0		0	228		0
		0		0		0	229		0
		0		0		0	230		0
		0		0		0	231		0
		0		0		0	232		0
		0		0		0	233		0
		0		0		0	234		0
		0		0		0	235		0
		0		0		0	236		0
		0		0		0	237		0
							238		
							239		

Direct Charitable Expenditure

							240		
							241		
							242		
							243		
							244		
							245		
							246		
							247		
							248		
							249		
							250		
							251		
							252		
							253		

Direct Charitable Expenditure

Other	Transport Cost	Num	Insurance	Num	Publishing		
	Total		Total		Total		Direct Char Expend
	142		921.36		0		14784.1
	Vat		Vat		Vat		Total Vat
	21.1489361702128		137.22383		0		0
							Total Amount(excl vat)
							14784.1
	40	1	921.36	1			
	40	2		2			
	40	3		3			
	8	4		4			
	14	5		5			
	0	6		6			
	0	7		7			
		8		8			
		9		9			
		10		10			
		11		11			
		12		12			
		13		13			
		14		14			

Direct Charitable Expenditure

	15		15			
	16		16			
	17		17			
	18		18			
	19		19			
	20		20			
	21		21			
	22		22			
	23		23			
	24		24			
	25		25			
	26		26			
	27		27			
	28		28			
	29		29			
	30		30			
	31		31			
	32		32			
	33		33			
	34		34			
	35		35			
	36		36			
	37		37			
	38		38			
	39		39			

Direct Charitable Expenditure

	40		40			
	41		41			
	42		42			
	43		43			
	44		44			
	45		45			
	46		46			
	47		47			
	48		48			
	49		49			
	50		50			

Direct Charitable Expenditure

0		0		0	
0		0		0	
0		0		0	
0		0		0	
0		0		0	
0		0		0	
0		0		0	
0		0		0	
0		0		0	
0		0		0	
0		0		0	
0		0		0	
0		0		0	
0		0		0	
0		0		0	
0		0		0	
0		0		0	
0		0		0	
0		0		0	
0		0		0	
0		0		0	
0		0		0	
0		0		0	
0		0		0	
0		0		0	
0		0		0	
0		0		0	
0		0		0	
0		0		0	
0		0		0	
0		0		0	
0		0		0	
0		0		0	
0		0		0	

Direct Charitable Expenditure

0		0		0		
0		0		0		
0		0		0		
0		0		0		
0		0		0		
0		0		0		
0		0		0		
0		0		0		
0		0		0		
0		0		0		
0		0		0		
0		0		0		
0		0		0		
0		0		0		
0		0		0		
0		0		0		
0		0		0		
0		0		0		
0		0		0		
0		0		0		
0		0		0		
0		0		0		
0		0		0		
0		0		0		
0		0		0		
0		0		0		

Direct Charitable Expenditure

0		0		0	
0		0		0	
0		0		0	
0		0		0	
0		0		0	
0		0		0	
0		0		0	
0		0		0	
0		0		0	
0		0		0	
0		0		0	
0		0		0	
0		0		0	
0		0		0	
0		0		0	
0		0		0	
0		0		0	
0		0		0	
0		0		0	
0		0		0	
0		0		0	
0		0		0	
0		0		0	
0		0		0	
0		0		0	
0		0		0	

Direct Charitable Expenditure

0		0		0	
0		0		0	
0		0		0	
0		0		0	
0		0		0	
0		0		0	
0		0		0	
0		0		0	
0		0		0	
0		0		0	
0		0		0	
0		0		0	
0		0		0	
0		0		0	
0		0		0	
0		0		0	
0		0		0	
0		0		0	
0		0		0	
0		0		0	
0		0		0	
0		0		0	
0		0		0	
0		0		0	
0		0		0	

Direct Charitable Expenditure

	VAT RETURN 1st QUARTER			W/Ending		IN
1st QUARTER	VAT due on sales	1	0			0
0	VAT due in on acquisitions	2	0			
0	Total VAT due (sum 1 & 2)	3	0	04.08.00		0
0	VAT reclaimed on purchases	4	0	11.08.00	19	0
2nd QUARTER	Net VAT to be paid to custom	5	0	18.08.00	20	0
				25.08.00	21	0
0			0	01.09.00	22	0
0	Total value of sales and outputs	6		08.09.00	23	0
0	Total value of purchases (inc 9)	7	0	15.09.00	24	0
3rd QUARTER	Total value of supplies ex VAT	8	0	11.09.00	25	0
0	Total value of all acquisitions ex VAT	9	0	29.09.00	26	0
0				06.10.00	27	0
0				13.10.00	28	0
4th QUARTER	VAT RETURN 2nd QUARTER			20.10.00	29	0
0				27.10.00	30	0
0	VAT due on sales	1	0	03.11.00	31	0
0	VAT due in on acquisitions	2	0	10.11.00	32	0
0	Total VAT due (sum 1 & 2)	3	0	17.11.00	33	0
	VAT reclaimed on purchases	4	0	24.11.00	34	0
	Net VAT to be paid to custom	5	0	01.12.00	35	0
			0	08.12.00	36	0
	Total value of sales and outputs	6		15.12.00	37	0
	Total value of purchases (inc 9)	7	0	22.12.00	38	0

Direct Charitable Expenditure

	Total value of supplies ex VAT	8	0	29.12.00	39	0
	Total value of all acquisitions ex VAT	9	0	05.01.01	40	0
				12.01.01	41	0
				19.01.01	42	0
	VAT RETURN 3rd QUARTER			26.01.01	43	0
				02.02.01	44	0
	VAT due on sales	1	0	09.02.01	45	0
	VAT due in on acquisitions	2	0	16.02.01	46	0
	Total VAT due (sum 1 & 2)	3	0	23.02.01	47	0
	VAT reclaimed on purchases	4	0	02.03.01	48	0
	Net VAT to be paid to custom	5	0	09.03.01	49	0
			0	16.03.01	50	0
	Total value of sales and outputs	6		23.03.01	51	0
	Total value of purchases (inc 9)	7	0	30.03.01	52	0
	Total value of supplies ex VAT	8	0		53	0
	Total value of all acquisitions ex VAT	9	0		0	0
				06.04.01	1	0
				13.04.01	2	0
	VAT RETURN 4th QUARTER			20.04.01	3	0
				27.04.01	4	0
	VAT due on sales	1	0	04.05.01	5	0
	VAT due in on acquisitions	2	0	11.05.01	6	0
	Total VAT due (sum 1 & 2)	3	0	18.05.01	7	0
	VAT reclaimed on purchases	4	0	25.05.01	8	0
	Net VAT to be paid to custom	5	0		9	0

Direct Charitable Expenditure

			0			0
	Total value of sales and outputs	6				0
	Total value of purchases (inc 9)	7	0			0
	Total value of supplies ex VAT	8	0			0
	Total value of all acquisitions ex VAT	9	0			0
						0
						0
						0
						0
						0
						0
						0
						0
						0
						0
						0
						0
						0
						0
						0
						0
						0
						0
						0

Direct Charitable Expenditure

						0
						0
						0
						0
						0
						0
						0
						0
						0
						0
						0
						0
						0
						0
						0
						0
						0
						0
						0
						0
						0
						0
						0
						0
						0
						0
						0
						0

Direct Charitable Expenditure

						0
						0
						0
						0
						0
						0
						0
						0
						0
						0
						0
						0
						0
						0
						0
						0
						0
						0
						0
						0
						0
						0
						0
						0
						0
						0
						0
						0
						0

Direct Charitable Expenditure

						0
						0
						0
						0
						0
						0
						0
						0
						0
						0
						0
						0
						0
						0
						0
						0
						0
						0
						0
						0
						0
						0
						0
						0
						0
						0
						0
						0

Direct Charitable Expenditure

						0
						0
						0
						0
						0
						0
						0
						0
						0
						0
						0
						0
						0
						0
						0
						0
						0
						0
						0
						0
						0
						0
						0
						0
						0
						0

Direct Charitable Expenditure

						0
						0
						0
						0
						0
						0
						0
						0
						0
						0
						0
						0
						0
						0
						0
						0
						0
						0
						0
						0
						0
						0
						0
						0
						0
						0

Direct Charitable Expenditure

						0
						0
						0
						0
						0
						0
						0
						0
						0
						0
						0
						0
						0
						0
						0
						0
						0
						0
						0
						0
						0
						0
						0
						0
						0
						0
						0
						0
						0
						0

Direct Charitable Expenditure

OUT	total	TOTAL	ADDING															
0	0	0	Total															
			753.92															
0	0	0																
0	0	0	Vat															
0	0	0	112.285957															
0	0	0																
0	0	0																
0	0	0																
0	0	0																
0	0	0	47.88															
0	0	0	54.2															
0	0	0	92.65															
0	0	0	98.67															
0	0	0	36.65															
0	0	0	149.32															
0	0	0	274.55															
0	0	0	0															
0	0	0	0															
0	0	0	0															
0	0	0	0															
0	0	0	0															
0	0	0	0															
0	0	0	0															
0	0	0	0															

Direct Charitable Expenditure

0	0	0		0													
0	0	0		0													
0	0	0		0													
0	0	0		0													
0	0	0		0													
0	0	0		0													
0	0	0		0													
0	0	0		0													
0	0	0		0													
0	0	0		0													
0	0	0		0													
0	0	0		0													
0	0	0		0													
0	0	0		0													
0	0	0		0													
0	0	0		0													
0	0	0		0													
0	0	0		0													
0	0	0		0													
0	0	0		0													
0	0	0		0													
0	0	0		0													
0	0	0		0													
0	0	0		0													

Direct Charitable Expenditure

0	0	0			0												
0	0	0			0												
0	0	0			0												
0	0	0			0												
0	0	0			0												
0	0	0			0												
0	0	0			0												
0	0	0			0												
0	0	0			0												
0					0												
0					0												
0					0												
0					0												
0					0												
0					0												
0					0												
0					0												
0					0												
0					0												
0					0												
0					0												
0					0												
0					0												
0					0												

Direct Charitable Expenditure

0				0														
0				0														
0				0														
0				0														
0				0														
0				0														
0				0														
0				0														
0				0														
0				0														
0				0														
0				0														
0				0														
0				0														
0				0														
0				0														
0				0														
0				0														
0				0														
0				0														

Direct Charitable Expenditure

0				0														
0				0														
0				0														
0				0														
0				0														
0				0														
0				0														
0				0														
0				0														
0				0														
0				0														
0				0														
0				0														
0				0														
0				0														
0				0														
0				0														
0				0														
0				0														
0				0														

Direct Charitable Expenditure

0				0												
0				0												
0				0												
0				0												
0				0												
0				0												
0				0												
0				0												
0				0												
0				0												
0				0												
0				0												
0				0												
0				0												
0				0												
0				0												
0				0												
0				0												
0				0												
0				0												
0				0												
0				0												
0				0												
0				0												

Direct Charitable Expenditure

0				0											
0				0											
0				0											
0				0											
0				0											
0				0											
0				0											
0				0											
0				0											
0				0											
0				0											
0				0											
0				0											
0				0											
0				0											
0				0											
0				0											
0				0											
0				0											
0				0											
0				0											
0				0											
0				0											

Direct Charitable Expenditure

0				0															
0				0															
0				0															
0				0															
0				0															
0				0															
0				0															
0				0															
0				0															
0				0															
0				0															
0				0															
0				0															
0				0															
0				0															
0				0															
0				0															
0				0															
0				0															
0				0															
0				0															
0				0															

Direct Charitable Expenditure

0				0												
0				0												
0				0												
0				0												
0				0												
0				0												
0				0												
0				0												
0				0												
0				0												
0				0												
0				0												
0				0												
0				0												
0				0												
0				0												
0				0												
0				0												
0				0												
0				0												
0				0												

Direct Charitable Expenditure

									840

Shop Expenditure

2011							
Num	Macro	Num	Bookers	Num	Costco	Num	Sundries
	Total		Total		Total		Total
	23876.7		767.31		2556.56		2802.59
1	187.42	1	13.1	1	90.47	1	23
2	133.75	2	6.9	2	157.5	2	7.5
3	44.34	3	30.32	3	239.9	3	8.7
4	21.66	4	3.65	4	106.28	4	1
5	24.12	5	15.83	5	82.93	5	10.32
6	126.84	6	25.49	6	184.17	6	12.98
7	165.69	7	18.69	7	142.01	7	15.46
8	89.84	8	10.02	8	164.08	8	4.57
9	77.76	9	7.25	9	38.07	9	6.85
10	59.25	10	6.83	10	208.77	10	61.45
11	33.11	11	28.66	11	93.94	11	55.39
12	102.46	12	21.31	12	84.98	12	58.07
13	45.42	13	25.41	13	60.46	13	12.15
14	45.36	14	49.64	14	161.91	14	2.4
15	132.69	15	13.94	15	318.09	15	8.8
16	134.43	16	17.28	16	135.2	16	1.78
17	63.05	17	28.13	17	90.71	17	5.34
18	164.96	18	41.38	18	69.03	18	5.15
19	115.67	19	3.45	19	128.06	19	4.4
20	148	20	6.29	20	0	20	4.4
21	51.69	21	19.99	21	0	21	1.2
22	44.7	22	24.4	22	0	22	37.4
23	47.88	23	8.46	23	0	23	25.35
24	8.39	24	2.25	24	0	24	6.2
25	97.28	25	10	25	0	25	19.5
26	86.57	26	24.06	26	0	26	9.5
27	84.84	27	4.14	27	0	27	5.11
28	12.48	28	48.65	28	0	28	12.98
29	68.18	29	20.08	29	0	29	13.36
30	111.77	30	32.17	30	0	30	34.41
31	128.56	31	63.22	31	0	31	16.64
32	129.41	32	53.64	32	0	32	8.35
33	98.84	33	12.95	33	0	33	21.05

Shop Expenditure

34	74.8	34	13.85	34	0	34	27.2
35	199.81	35	55.88	35	0	35	1.98
36	84.18	36		36	0	36	1.95
37	56.06	37		37	0	37	2.38
38	69.99	38		38	0	38	7.93
39	80.54	39		39	0	39	1.95
40	173.34	40	0	40	0	40	7.96
41	78.9	41	0	41	0	41	27.12
42	95.97	42	0	42	0	42	2
43	145.3	43	0	43	0	43	2
44	58.92	44	0	44	0	44	19.98
45	76.5	45	0	45	0	45	17.7
46	192.63	46	0	46	0	46	7.05
47	54.2	47	0	47	0	47	8.34
48	92.65	48	0	48	0	48	17.17
49	98.67	49	0	49	0	49	16.92
50	89.08	50	0	50	0	50	24.62
51	96.24	51	0	51	0	51	8.67
52	59.62	52	0	52	0	52	4.35
53	34.47	53	0	53	0	53	35.85
54	48.6	54	0	54	0	54	16
55	120.82	55	0	55	0	55	8.3
56	103.64	56	0	56	0	56	18.13
57	36.65	57	0	57	0	57	4.45
58	149.32	58	0	58	0	58	10.5
59	241.36	59	0	59	0	59	4
60	132.73	60	0	60	0	60	16.1
61	45.87	61	0	61	0	61	5
62	105.66	62	0	62	0	62	15.59
63	119.85	63	0	63	0	63	4
64	121.83	64	0	64	0	64	56.94
65	35.55	65	0	65	0	65	7.98
66	56.55	66	0	66	0	66	8.32
67	85.21	67	0	67	0	67	15
68	89.39	68	0	68	0	68	24.09
69	84.65	69	0	69	0	69	20.07
70	91.58	70	0	70	0	70	8.02
71	20.15	71	0	71	0	71	7.09
72	151.17	72	0	72	0	72	29.78
73	65.22	73	0	73	0	73	8.03
74	17.99	74	0	74	0	74	3.43
75	72.02	75	0	75	0	75	6.94
76	58.55	76	0	76	0	76	4
77	134.54	77	0	77	0	77	10.67
78	11.04	78	0	78	0	78	30.6
79	45.26	79	0	79	0	79	5.54

Shop Expenditure

80	52.97	80	0	80	0	80	49.07
81	14.82	81	0	81	0	81	88.91
82	23.41	82	0	82	0	82	9.95
83	219.36	83	0	83	0	83	22.05
84	102.11	84	0	84	0	84	5
85	86.42	85	0	85	0	85	5.45
86	84.14	86	0	86	0	86	10.01
87	120.78	87	0	87	0	87	11.05
88	221.7	88	0	88	0	88	100.97
89	50.84	89	0	89	0	89	18.38
90	53.33	90	0	90	0	90	2.35
91	36.7	91	0	91	0	91	37.67
92	106.98	92	0	92	0	92	13.91
93	76.87	93	0	93	0	93	34.1
94	11.38	94	0	94	0	94	48.2
95	100.74	95	0	95	0	95	39.25
96	57.21	96	0	96	0	96	70.27
97	152.95	97	0	97	0	97	65.07
98	53.21	98	0	98	0	98	54.93
99	73.71	99	0	99	0	99	76.09
100	62.67	100	0	100	0	100	14
101	77.28	101	0	101	0	101	7
102	81.48	102	0	102	0	102	20
103	109.87	103	0	103	0	103	14.1
104	19.44	104	0	104	0	104	15.52
105	103.89	105	0	105	0	105	24.37
106	62.95	106	0	106	0	106	18.99
107	59.19	107	0	107	0	107	8
108	60.4	108	0	108	0	108	36
109	131.06	109	0	109	0	109	21.5
110	68.75	110	0	110	0	110	130.15
111	64.31	111	0	111	0	111	39.2
112	72.41	112	0	112	0	112	145.49
113	106.07	113	0	113	0	113	10.03
114	93.62	114	0	114	0	114	23.96
115	116.96	115	0	115	0	115	3.98
116	54.47	116	0	116	0	116	5
117	126.28	117	0	117	0	117	6.38
118	122.88	118	0	118	0	118	29.09
119	34.95	119	0	119	0	119	1.68
120	52.07	120	0	120	0	120	25.6
121	76.2	121	0	121	0	121	50.15
122	136.95	122	0	122	0	122	28.05
123	135.49	123	0	123	0	123	6
124	55.9	124	0	124	0	124	8.78
125	60.37	125	0	125	0	125	49.25

Shop Expenditure

126	28	126	0	126	0	126	15
127	46.18	127	0	127	0	127	22.1
128	114.63	128	0	128	0	128	48.45
129	5.49	129	0	129	0	129	6.39
130	16.71	130	0	130	0	130	3.96
131	89.4	131	0	131	0	131	17.56
132	76.21	132	0	132	0	132	4.13
133	145.27	133	0	133	0	133	4
134	42.97	134	0	134	0	134	15.89
135	114.56	135	0	135	0	135	47.71
136	95.01	136	0	136	0	136	0
137	106.63	137	0	137	0	137	0
138	99.71	138	0	138	0	138	0
139	45.75	139	0	139	0	139	0
140	61.16	140	0	140	0	140	0
141	68.7	141	0	141	0	141	0
142	48.32	142	0	142	0	142	0
143	95.26	143	0	143	0	143	0
144	101.12	144	0	144	0	144	0
145	84.63	145	0	145	0	145	0
146	99.69	146	0	146	0	146	0
147	79.88	147	0	147	0	147	0
148	96.64	148	0	148	0	148	0
149	70.18	149	0	149	0	149	0
150	14.87	150	0	150	0	150	0
151	82.13	151	0	151	0	151	0
152	89.99	152	0	152	0	152	0
153	31.32	153	0	153	0	153	0
154	103.27	154	0	154	0	154	0
155	91.84	155	0	155	0	155	0
156	85.04	156	0	156	0	156	0
157	102.71	157	0	157	0	157	0
158	97.28	158	0	158	0	158	0
159	64.06	159	0	159	0	159	0
160	71.18	160	0	160	0	160	0
161	90.46	161	0	161	0	161	0
162	129.16	162	0	162	0	162	0
163	82.25	163	0	163	0	163	0
164	73.68	164	0	164	0	164	0
165	68.5	165	0	165	0	165	0
166	133.96	166	0	166	0	166	0
167	129.68	167	0	167	0	167	0
168	74.81	168	0	168	0	168	0
169	81.29	169	0	169	0	169	0
170	65.74	170	0	170	0	170	0
171	84.58	171	0	171	0	171	0

Shop Expenditure

172	112.86	172	0	172	0	172	0
173	107.62	173	0	173	0	173	0
174	82.23	174	0	174	0	174	0
175	102.55	175	0	175	0	175	0
176	78.99	176	0	176	0	176	0
177	83.5	177	0	177	0	177	0
178	92.16	178	0	178	0	178	0
179	107.44	179	0	179	0	179	0
180	109.35	180	0	180	0	180	0
181	117.53	181	0	181	0	181	0
182	73.73	182	0	182	0	182	0
183	7.78	183	0	183	0	183	0
184	80.1	184	0	184	0	184	0
185	62.35	185	0	185	0	185	0
186	35.6	186	0	186	0	186	0
187	71.49	187	0	187	0	187	0
188	117.53	188	0	188	0	188	0
189	64.82	189	0	189	0	189	0
190	119.93	190	0	190	0	190	0
191	38.82	191	0	191	0	191	0
192	98.18	192	0	192	0	192	0
193	91.04	193	0	193	0	193	0
194	103.6	194	0	194	0	194	0
195	108.88	195	0	195	0	195	0
196	79.64	196	0	196	0	196	0
197	105.51	197	0	197	0	197	0
198	91.23	198	0	198	0	198	0
199	111.78	199	0	199	0	199	0
200	34	200	0	200	0	200	0
201	82.49	201		201		201	0
202	105.86	202		202		202	0
203	112.7	203		203		203	0
204	79.32	204		204		204	0
205	125.88	205		205		205	0
206	81.3	206		206		206	0
207	118.32	207		207		207	0
208	128.97	208		208		208	0
209	47.77	209		209		209	0
210	83.01	210		210		210	0
211	108.5	211		211		211	0
212	50.95	212		212		212	0
213	126.88	213		213		213	0
214	58.29	214		214		214	0
215	55.11	215		215		215	0
216	122.95	216		216		216	0
217	129.47	217		217		217	0

Shop Expenditure

218	2.07	218		218		218	0
219	22.1	219		219		219	0
220	114.71	220		220		220	0
221	23.73	221		221		221	0
222	127.21	222		222		222	0
223	32.07	223		223		223	0
224	175.19	224		224		224	0
225	58.69	225		225		225	0
226	89.48	226		226		226	0
227	18.09	227		227		227	0
228	126.84	228		228		228	0
229	25.96	229		229		229	0
230	109.16	230		230		230	0
231	107.44	231		231		231	0
232	140.31	232		232		232	0
233	81.31	233		233		233	0
234	100.16	234		234		234	0
235	121.42	235		235		235	0
236	39.38	236		236		236	0
237	99.52	237		237		237	0
238	260.17	238		238		238	0
239	147.3	239		239		239	0
240	138.55	240		240		240	0
241	137.91	241		241		241	0
242	174.09	242		242		242	0
243	147.19	243		243		243	0
244	62.09	244		244		244	0
245	145.46	245		245		245	0
246	69.03	246		246		246	0
247	101.02	247		247		247	0
248	31.56	248		248		248	0
249	108.5	249		249		249	0
250	103.69	250		250		250	0
251	104.41	251		251		251	0
252	102.68	252		252		252	0
253	76.45	253		253		253	0
254	117.09	254		254		254	0
255	134.69	255		255		255	0
256	87.78	256		256		256	0
257	135.33	257		257		257	0
258	62.79	258		258		258	0
259	146.09	259		259		259	0
260	35.34	260		260		260	0
261	118.35	261		261		261	0
262	89.58	262		262		262	0
263	83.95	263		263		263	0

Shop Expenditure

264	44.83	264		264		264	0
265	173.57	265		265		265	0
266	148.64	266		266		266	0
267	160.54	267		267		267	0
268	102.78	268		268		268	0
269	33.48	269		269		269	0
270		270		270		270	0
271		271		271		271	0
272		272		272		272	0
273	0	273		273		273	0
274	0	274		274		274	0
275	0	275		275		275	0
276	0	276		276		276	0
277	0	277		277		277	0
278	0	278		278		278	0
279	0	279		279		279	0
280	0	280		280		280	0
281	0	281		281		281	0
282	0	282		282		282	0
283	0	283		283		283	0
284	0	284		284		284	0
285	0	285		285		285	0
286	0	286		286		286	0
287	0	287		287		287	0
288	0	288		288		288	0
289	0	289		289		289	0
290	0	290		290		290	0
291	0	291		291		291	0
292	0	292		292		292	0
293	0	293		293		293	0
294	0	294		294		294	0
295	0	295		295		295	0
296	0	296		296		296	0
297	0	297		297		297	0
298	0	298		298		298	0
299	0	299		299		299	0
300	0	300		300		300	0
301	0	301		301		301	0
302	0	302		302		302	0
303	0	303		303		303	0
304	0	304		304		304	0
305	0	305		305		305	0
306	0	306		306		306	0
307	0	307		307		307	0
308	0	308		308		308	0
309	0	309		309		309	0

Shop Expenditure

310	0	310		310		310	0
311	0	311		311		311	0
312	0	312		312		312	0
313	0	313		313		313	0
314	0	314		314		314	0
315	0	315		315		315	0
316	0	316		316		316	0
317	0	317		317		317	0
318	0	318		318		318	0
319	0	319		319		319	0
320	0	320		320		320	0
321	0	321		321		321	0
322	0	322		322		322	0
323	0	323		323		323	0
324	0	324		324		324	0
325	0	325		325		325	0
326	0	326		326		326	0
327	0	327		327		327	0
328	0	328		328		328	0
329	0	329		329		329	0
330	0	330		330		330	0
331	0	331		331		331	0
332	0	332		332		332	0
333	0	333		333		333	0
334	0	334		334		334	0
335	0	335		335		335	0
336	0	336		336		336	0
337	0	337		337		337	0
338	0	338		338		338	0
339	0	339		339		339	0
340	0	340		340		340	0
341	0	341		341		341	0
342	0	342		342		342	0
343	0	343		343		343	0
344	0	344		344		344	0
345	0	345		345		345	0
346	0	346		346		346	0
347	0	347		347		347	0
348	0	348		348		348	0
349	0	349		349		349	0
350	0	350		350		350	0
351	0	351		351		351	0
352	0	352		352		352	0
353	0	353		353		353	0
354	0	354		354		354	0
355	0	355		355		355	0

Shop Expenditure

356	0	356		356		356	0
357	0	357		357		357	0
358	0	358		358		358	0
359	0	359		359		359	0
360	0	360		360		360	0
361	0	361		361		361	0
362	0	362		362		362	0
363	0	363		363		363	0
364	0	364		364		364	0
365	0	365		365		365	0
366	0	366		366		366	0
367	0	367		367		367	0
368	0	368		368		368	0
369	0	369		369		369	0
370	0	370		370		370	0
371	0	371		371		371	0
372	0	372		372		372	0
373	0	373		373		373	0
374	0	374		374		374	0
375	0	375		375		375	0
376	0	376		376		376	0
377	0	377		377		377	0
378	0	378		378		378	0
379	0	379		379		379	0
380	0	380		380		380	0
381	0	381		381		381	0
382	0	382		382		382	0
383	0	383		383		383	0
384	0	384		384		384	0
385	0	385		385		385	0
386	0	386		386		386	0
387	0	387		387		387	0
388	0	388		388		388	0
389	0	389		389		389	0
390	0	390		390		390	0
391	0	391		391		391	0
392	0	392		392		392	0
393	0	393		393		393	0
394	0	394		394		394	0
395	0	395		395		395	0
396	0	396		396		396	0
397	0	397		397		397	0
398	0	398		398		398	0
399	0	399		399		399	0
400	0	400		400		400	0
401		401		401		401	

Shop Expenditure

402		402		402		402	
403		403		403		403	
404		404		404		404	
405		405		405		405	
406		406		406		406	
407		407		407		407	
408		408		408		408	
409		409		409		409	
410		410		410		410	
411		411		411		411	
412		412		412		412	
413		413		413		413	
414		414		414		414	
415		415		415		415	
416		416		416		416	
417		417		417		417	
418		418		418		418	
419		419		419		419	
420		420		420		420	
421		421		421		421	
422		422		422		422	
423		423		423		423	
424		424		424		424	
425		425		425		425	
426		426		426		426	
427		427		427		427	
428		428		428		428	
429		429		429		429	
430		430		430		430	
431		431		431		431	
432		432		432		432	
433		433		433		433	
434		434		434		434	
435		435		435		435	
436		436		436		436	
437		437		437		437	
438		438		438		438	
439		439		439		439	
440		440		440		440	
441		441		441		441	
442		442		442		442	
443		443		443		443	
444		444		444		444	
445		445		445		445	
446		446		446		446	
447		447		447		447	

Shop Expenditure

448		448		448		448	
449		449		449		449	
450		450		450		450	
451		451		451		451	
452		452		452		452	
453		453		453		453	
454		454		454		454	
455		455		455		455	
456		456		456		456	
457		457		457		457	
458		458		458		458	
459		459		459		459	
460		460		460		460	
461		461		461		461	
462		462		462		462	
463		463		463		463	
464		464		464		464	
465		465		465		465	
466		466		466		466	
467		467		467		467	
468		468		468		468	
469		469		469		469	
470		470		470		470	
471		471		471		471	
472		472		472		472	
473		473		473		473	
474		474		474		474	
475		475		475		475	
476		476		476		476	
477		477		477		477	
478		478		478		478	
479		479		479		479	
480		480		480		480	
481		481		481		481	
482		482		482		482	
483		483		483		483	
484		484		484		484	
485		485		485		485	
486		486		486		486	
487		487		487		487	
488		488		488		488	
489		489		489		489	
490		490		490		490	
491		491		491		491	
492		492		492		492	
493		493		493		493	

Shop Expenditure

494		494		494		494	
495		495		495		495	
496		496		496		496	
497		497		497		497	
498		498		498		498	
499		499		499		499	

Shop Expenditure

Num	Papers	Vat	Month No.	Sundries	Total
		114.28	9	0	0
			10	0	
	Total		11	0	
	103.05		12	0	
			1	0	
			2	0	
			3	0	
			4	0	
			5	0	
1	1.95		6	0	
2	15.65		7	0	
3	14.7		8	0	
4	6.9				
5	12.75				
6	12.85				
7	7.8				
8	10.8				
9	6.9				
10	12.75				
11	0				
12	0				
13	0				
14	0				
15	0				
16	0				
17	0				
18	0				
19	0				
20	0				
21	0				
22	0				
23	0				
24	0				
25	0				
26	0				
27	0				
28	0				
29	0				
30	0				
31	0				
32	0				
33	0				

Shop Expenditure

34	0				
35	0				
36	0				
37	0				
38	0				
39	0				
40	0				
41	0				
42	0				
43	0				
44	0				
45	0				
46	0				
47	0				
48	0				
49	0				
50	0				
51	0				
52	0				
53	0				
54	0				
55	0				
56	0				
57	0				
58	0				
59	0				
60	0				
61	0				
62	0				
63	0				
64	0				
65	0				
66	0				
67	0				
68	0				
69	0				
70	0				
71	0				
72	0				
73	0				
74	0				
75	0				
76	0				
77	0				
78	0				
79	0				

Shop Expenditure

80	0				
81	0				
82	0				
83	0				
84	0				
85	0				
86	0				
87	0				
88	0				
89	0				
90	0				
91	0				
92	0				
93	0				
94	0				
95	0				
96	0				
97	0				
98	0				
99	0				
100	0				
101	0				
102	0				
103	0				
104	0				
105	0				
106	0				
107	0				
108	0				
109	0				
110	0				
111	0				
112	0				
113	0				
114	0				
115	0				
116	0				
117	0				
118	0				
119	0				
120	0				
121	0				
122	0				
123	0				
124	0				
125	0				

Shop Expenditure

126	0				
127	0				
128	0				
129	0				
130	0				
131	0				
132	0				
133	0				
134	0				
135	0				
136	0				
137	0				
138	0				
139	0				
140	0				
141	0				
142	0				
143	0				
144	0				
145	0				
146	0				
147	0				
148	0				
149	0				
150	0				
151	0				
152	0				
153	0				
154	0				
155	0				
156	0				
157	0				
158	0				
159	0				
160	0				
161	0				
162	0				
163	0				
164	0				
165	0				
166	0				
167	0				
168	0				
169	0				
170	0				
171	0				

Shop Expenditure

172	0				
173	0				
174	0				
175	0				
176	0				
177	0				
178	0				
179	0				
180	0				
181	0				
182	0				
183	0				
184	0				
185	0				
186	0				
187	0				
188	0				
189	0				
190	0				
191	0				
192	0				
193	0				
194	0				
195	0				
196	0				
197	0				
198	0				
199	0				
200	0				
201	0				
202	0				
203	0				
204	0				
205	0				
206	0				
207	0				
208	0				
209	0				
210	0				
211	0				
212	0				
213	0				
214	0				
215	0				
216	0				
217	0				

Shop Expenditure

218	0				
219	0				
220	0				
221	0				
222	0				
223	0				
224	0				
225	0				
226	0				
227	0				
228	0				
229	0				
230	0				
231	0				
232	0				
233	0				
234	0				
235	0				
236	0				
237	0				
238	0				
239	0				
240	0				
241	0				
242	0				
243	0				
244	0				
245	0				
246	0				
247	0				
248	0				
249	0				
250	0				
251	0				
252	0				
253	0				
254	0				
255	0				
256	0				
257	0				
258	0				
259	0				
260	0				
261	0				
262	0				
263	0				

Shop Expenditure

264	0				
265	0				
266	0				
267	0				
268	0				
269	0				
270	0				
271	0				
272	0				
273	0				
274	0				
275	0				
276	0				
277	0				
278	0				
279	0				
280	0				
281	0				
282	0				
283	0				
284	0				
285	0				
286	0				
287	0				
288	0				
289	0				
290	0				
291	0				
292	0				
293	0				
294	0				
295	0				
296	0				
297	0				
298	0				
299	0				
300	0				
301	0				
302	0				
303	0				
304	0				
305	0				
306	0				
307	0				
308	0				
309	0				

Shop Expenditure

310	0				
311	0				
312	0				
313	0				
314	0				
315	0				
316	0				
317	0				
318	0				
319	0				
320	0				
321	0				
322	0				
323	0				
324	0				
325	0				
326	0				
327	0				
328	0				
329	0				
330	0				
331	0				
332	0				
333	0				
334	0				
335	0				
336	0				
337	0				
338	0				
339	0				
340	0				
341	0				
342	0				
343	0				
344	0				
345	0				
346	0				
347	0				
348	0				
349	0				
350	0				
351	0				
352	0				
353	0				
354	0				
355	0				

Shop Expenditure

356	0				
357	0				
358	0				
359	0				
360	0				
361	0				
362	0				
363	0				
364	0				
365	0				
366	0				
367	0				
368	0				
369	0				
370	0				
371	0				
372	0				
373	0				
374	0				
375	0				
376	0				
377	0				
378	0				
379	0				
380	0				
381	0				
382	0				
383	0				
384	0				
385	0				
386	0				
387	0				
388	0				
389	0				
390	0				
391	0				
392	0				
393	0				
394	0				
395	0				
396	0				
397	0				
398	0				
399	0				
400	0				
401					

Shop Expenditure

402						
403						
404						
405						
406						
407						
408						
409						
410						
411						
412						
413						
414						
415						
416						
417						
418						
419						
420						
421						
422						
423						
424						
425						
426						
427						
428						
429						
430						
431						
432						
433						
434						
435						
436						
437						
438						
439						
440						
441						
442						
443						
444						
445						
446						
447						

Shop Expenditure

448						
449						
450						
451						
452						
453						
454						
455						
456						
457						
458						
459						
460						
461						
462						
463						
464						
465						
466						
467						
468						
469						
470						
471						
472						
473						
474						
475						
476						
477						
478						
479						
480						
481						
482						
483						
484						
485						
486						
487						
488						
489						
490						
491						
492						
493						

Shop Expenditure

494						
495						
496						
497						
498						
499						

Shop Expenditure

	2010						
	Num	Macro	Num	Bookers	Num	Costco	Num
		Total		Total		Total	
		31789.67		2410.39		11991.18	
	1	55.22	1	69.62	1	20.02	1
	2	22	2	54.3	2	95.95	2
	3	31.1	3	18.42	3	106.06	3
	4	73.8	4	5.4	4	102.61	4
	5	41.03	5	57.52	5	49.26	5
	6	28.66	6	12.36	6	140.5	6
	7	108.35	7	7.35	7	121.19	7
	8	76.56	8	23.93	8	129.09	8
	9	18.09	9	9.95	9	73.85	9
	10	78.82	10	31.41	10	189.72	10
	11	29.54	11	6.75	11	286.78	11
	12	95.93	12	22.94	12	36.11	12
	13	37.05	13	6.75	13	153.13	13
	14	63.79	14	6.65	14	139.06	14
	15	28.86	15	4.53	15	151.62	15
	16	21.6	16	239.26	16	93.13	16
	17	73.45	17	7.63	17	92.83	17
	18	9.79	18	213.07	18	269.07	18
	19	29.49	19	5.63	19	71.58	19
	20	10.98	20	2.33	20	60.06	20
	21	52.58	21	24.66	21	89.87	21
	22	25.12	22	37.05	22	453.64	22
	23	15.84	23	9.35	23	118.39	23
	24	22.8	24	110.96	24	178.73	24
	25	12.79	25	35.88	25	104.08	25
	26	23.49	26	54.78	26	179.72	26
	27	65.71	27	5.4	27	104.84	27
	28	59.87	28	155.01	28	91.07	28
	29	12.91	29	30.64	29	156.88	29
	30	71.89	30	4.05	30	87.23	30
	31	40.54	31	20.84	31	190.73	31
	32	26.4	32	9.58	32	147.32	32
	33	22.81	33	19.1	33	244.76	33

Shop Expenditure

	34	37.85	34	62.18	34	278.84	34
	35	9.96	35	10.88	35	193.77	35
	36	33.45	36	1.35	36	292.2	36
	37	75.1	37	52.61	37	249.04	37
	38	54.38	38	37.03	38	251.69	38
	39	78.37	39	20.16	39	124.02	39
	40	27.55	40	22.12	40	202.53	40
	41	46.76	41	10.8	41	167.87	41
	42	41.01	42	37.93	42	263.65	42
	43	20.94	43	9.73	43	245.77	43
	44	41.12	44	44.91	44	271.79	44
	45	52.09	45	23.59	45	103.21	45
	46	220.1	46	26.05	46	244.19	46
	47	66.35	47	26.07	47	454.63	47
	48	88.11	48	13.05	48	167.9	48
	49	47.43	49	21.4	49	327.68	49
	50	80.5	50	47.54	50	127.21	50
	51	25.78	51	24.95	51	5	51
	52	30.67	52	35.23	52	152.49	52
	53	33.31	53	57.35	53	76.23	53
	54	14.74	54	49.65	54	70.72	54
	55	32.3	55	31.76	55	190.26	55
	56	16.07	56	51.68	56	132.32	56
	57	12	57	37.71	57	152.96	57
	58	19.9	58	37.85	58	147.09	58
	59	77.1	59	21.29	59	170.76	59
	60	77.25	60	28.14	60	135.27	60
	61	18.76	61	23.36	61	93.38	61
	62	58.67	62	75.94	62	450.56	62
	63	18.01	63	69.34	63	125.55	63
	64	46.98	64	75.64	64	232	64
	65	39.06	65	0	65	89.17	65
	66	105.74	66	0	66	292.51	66
	67	11.68	67	0	67	185.92	67
	68	29.36	68	0	68	245.65	68
	69	21.92	69	0	69	113.27	69
	70	15.37	70	0	70	122.86	70
	71	0.24	71	0	71	157.23	71
	72	29.93	72	0	72	155.11	72
	73	19.32	73	0	73	0	73
	74	60.79	74	0	74	0	74
	75	38.92	75	0	75	0	75
	76	29.9	76	0	76	0	76
	77	40.35	77	0	77	0	77
	78	32.35	78	0	78	0	78
	79	85.89	79	0	79	0	79

Shop Expenditure

	80	54.29	80	0	80	0	80
	81	27.82	81	0	81	0	81
	82	41.59	82	0	82	0	82
	83	15.71	83	0	83	0	83
	84	43.85	84	0	84	0	84
	85	50.45	85	0	85	0	85
	86	25.2	86	0	86	0	86
	87	24.41	87	0	87	0	87
	88	60.2	88	0	88	0	88
	89	42.14	89	0	89	0	89
	90	49.61	90	0	90	0	90
	91	71.38	91	0	91	0	91
	92	48.97	92	0	92	0	92
	93	48.02	93	0	93	0	93
	94	87	94	0	94	0	94
	95	89.65	95	0	95		95
	96	59.58	96	0	96	0	96
	97	160	97	0	97	0	97
	98	37.41	98	0	98	0	98
	99	31.82	99	0	99	0	99
	100	10.56	100	0	100	0	100
	101	27.25		0		0	101
	102	21.08		0		0	102
	103	87.46		0		0	103
	104	10.68		0		0	104
	105	29.46		0		0	105
	106	34.72		0		0	106
	107	97.37		0		0	107
	108	47.34		0		0	108
	109	57.32		0			109
	110	38.88		0			110
	111	56.17		0			111
	112	27.32		0			112
	113	32.94		0			113
	114	20.71		0			114
	115	74.68		0			115
	116	77.09					116
	117	18.23					117
	118	96.8					118
	119	21.94					119
	120	6.9					120
	121	39.06					121
	122	2.8					122
	123	65.32					123
	124	55					124
	125	66					125

Shop Expenditure

126	55.93				126
127	85				127
128	16.92				128
129	23.04				129
130	92.57				130
131	45.77				131
132	15.92				132
133	6.9				133
134	117				134
135	135.5				135
136	12.54				136
137	88.52				137
138	190.94				138
139	22.61				139
140	37.39				140
141	44.16				141
142	44.9				142
143	49.14				143
144	880.66				144
145	59.17				145
146	15.3				146
147	39.17				147
148	96.96				148
149	93.99				149
150	95.01				150
151	24.4				151
152	24				152
153	45.68				153
154	43.05				154
155	53.6				155
156	2.75				156
157	92.37				157
158	183.53				158
159	127.83				159
160	103.84				160
161	91.11				161
162	112.71				162
163	107.05				163
164	102.85				164
165	61.53				165
166	64.81				166
167	38.17				167
168	63.55				168
169	58.64				169
170	54.83				170
171	164.5				171

Shop Expenditure

172	987				172
173	65.59				173
174	69.81				174
175	72.83				175
176	65.51				176
177	53.37				177
178	72.03				178
179	113.11				179
180	109.12				180
181	102.48				181
182	32.74				182
183	4.99				183
184	131.26				184
185	534.57				185
186	23.48				186
187	140.96				187
188	67.87				188
189	5.56				189
190	129.93				190
191	83.07				191
192	110.26				192
193	123.61				193
194	130.36				194
195	29.36				195
196	193.63				196
197	46.75				197
198	152.78				198
199	106.76				199
200	79.77				200
201	535				201
202	140.26				202
203	77.29				203
204	147.36				204
205	153.53				205
206	95				206
207	95.52				207
208	9.35				208
209	178.09				209
210	112.77				210
211	136.52				211
212	174.46				212
213	103.41				213
214	113.67				214
215	139.39				215
216	148.65				216
217	172.93				217

Shop Expenditure

218	186.4				218
219	81.56				219
220	54.52				220
221	76.32				221
222	136.89				222
223	106.39				223
224	154.08				224
225	108.91				225
226	147.98				226
227	126.32				227
228	112.35				228
229	115.35				229
230	163.36				230
231	111.11				231
232	465.3				232
233	179.1				233
234	123.27				234
235	133.65				235
236	16.44				236
237	200.1				237
238	104.35				238
239	179.03				239
240	4.75				240
241	131.19				241
242	345.34				242
243	121.41				243
244	116.12				244
245	118.02				245
246	118.52				246
247	10.06				247
248	99.71				248
249	84.12				249
250	135.28				250
251	7.98				251
252	125.76				252
253	190.79				253
254	329				254
255	183.22				255
256	154.58				256
257	84.74				257
258	3.99				258
259	164.5				259
260	160.85				260
261	217.71				261
262	119.67				262
263	193.25				263

Shop Expenditure

264	35.3				264
265	219.82				265
266	67.05				266
267	125.25				267
268	113.56				268
269	185.09				269
270	192.98				270
271	188.81				271
272	63				272
273	77.74				273
274	222.24				274
275	112				275
276	19.59				276
277	134.12				277
278	160.71				278
279	352.49				279
280	81.61				280
281	150.29				281
282	233.38				282
283	124.64				283
284	51.83				284
285	75.68				285
286	244.07				286
287	41.72				287
288	74.61				288
289	13.71				289
290	94.22				290
291	6.73				291
292	153.18				292
293	175.29				293
294	152.69				294
295	141.08				295
296	135.3				296
297	110.22				297
298	18.78				298
299	119.39				299
300	5.15				300
301	71.54				301
302	89.65				302
303	704.93				303
304	120.4				304
305	194.87				305
306	93.57				306
307	149.23				307
308	86.38				308
309	126.7				309

Shop Expenditure

	310	118.75					310
	311	106.53					311
	312	51.65					312
	313	56.49					313
	314	18.33					314
	315	18.79					315
	316	120.67					316
	317	173.08					317
	318	141.54					318
	319	101.69					319
	320	61.92					320
	321	58.66					321
	322	88.55					322
	323	64.27					323
	324	94.36					324
	325	11.73					325
	326	114.21					326
	327	102.48					327
	328	199.07					328
	329	126.52					329
	330	148.87					330
	331	174.41					331
	332	12.24					332
	333	138.57					333
	334	65.28					334
	335	123.42					335
	336	136.44					336
	337	36.47					337
	338	164.5					338
	339	95.08					339
	340	88.27					340
	341	145.02					341
	342	151.79					342
	343	66.05					343
	344						344
	345						345
	346						346
	347						347
	348						348
	349						349
	350						350
	351						351
	352						352
	353						353
	354						354
	355						355

Shop Expenditure

	356					356
	357					357
	358					358
	359					359
	360					360
	361					361
	362					362
	363					363
	364					364
	365					365
	366					366
	367					367
	368					368
	369					369
	370					370
	371					371
	372					372
	373					373
	374					374
	375					375
	376					376
	377					377
	378					378
	379					379
	380					380
	381					381
	382					382
	383					383
	384					384
	385					385
	386					386
	387					387
	388					388
	389					389
	390					390
	391					391
	392					392
	393					393
	394					394
	395					395
	396					396
	397					397
	398					398
	399					399
	400					400
	401					401

Shop Expenditure

	402					402
	403					403
	404					404
	405					405
	406					406
	407					407
	408					408
	409					409
	410					410
	411					411
	412					412
	413					413
	414					414
	415					415
	416					416
	417					417
	418					418
	419					419
	420					420
	421					421
	422					422
	423					423
	424					424
	425					425
	426					426
	427					427
	428					428
	429					429
	430					430
	431					431
	432					432
	433					433
	434					434
	435					435
	436					436
	437					437
	438					438
	439					439
	440					440
	441					441
	442					442
	443					443
	444					444
	445					445
	446					446
	447					447

Shop Expenditure

	448					448
	449					449
	450					450
	451					451
	452					452
	453					453
	454					454
	455					455
	456					456
	457					457
	458					458
	459					459
	460					460
	461					461
	462					462
	463					463
	464					464
	465					465
	466					466
	467					467
	468					468
	469					469
	470					470
	471					471
	472					472
	473					473
	474					474
	475					475
	476					476
	477					477
	478					478
	479					479
	480					480
	481					481
	482					482
	483					483
	484					484
	485					485
	486					486
	487					487
	488					488
	489					489
	490					490
	491					491
	492					492
	493					493

Shop Expenditure

	494						494
	495						495
	496						496
	497						497
	498						498
	499						499

Shop Expenditure

				2012			
Sundries	Num	Papers		Num	Macro	Num	Bookers
Total		Total			Total		Total
4272.88		228.61			424.78		147.94
13.86	1	17.49		1	78.88	1	18.73
36.97	2	17.49		2	98.55	2	12.98
15.13	3	17.19		3	136.06	3	35.17
28	4	17.19		4	33.48	4	15.74
35.88	5	17.49		5	77.81	5	32.74
11.99	6	17.49		6	0	6	32.58
17.82	7	14.51		7	0	7	0
5.94	8	10.45		8	0	8	0
9.9	9	17.49		9	0	9	0
249.9	10	17.19		10	0	10	0
10.81	11	16.98		11	0	11	0
13.86	12	16.98		12	0	12	0
43	13	13.18		13	0	13	0
2.12	14	17.49		14	0	14	0
3.47	15	17.19		15	0	15	0
20	16	17.19		16	0	16	0
2.18	17	17.44		17	0	17	0
2.18	18	17.49		18	0	18	0
2.5	19	17.49		19	0	19	0
2.18	20	17.49		20	0	20	0
2.18	21	17.19		21	0	21	0
0.69	22	0		22	0	22	0
11.17	23	0		23	0	23	0
3.96	24	0		24	0	24	0
2.18	25	0		25	0	25	0
2	26	0		26	0	26	0
4	27	0		27	0	27	0
4	28	0		28	0	28	0
4.27	29	0		29	0	29	0
2.18	30	0		30	0	30	0
2	31	0		31	0	31	0
2	32	0		32	0	32	0
5	33	0		33	0	33	0

Shop Expenditure

1.09	34	0	34	0	34	0
2	35	0	35	0	35	0
2	36	0	36	0	36	0
4	37	0	37	0	37	0
2	38	0	38	0	38	0
1.5	39	0	39	0	39	0
4	40	0	40	0	40	0
1.09	41	0	41	0	41	0
2.75	42	0	42	0	42	0
4	43	0	43	0	43	0
1	44	0	44	0	44	0
4.5	45	0	45	0	45	0
4.5	46	0	46	0	46	0
2	47	0	47	0	47	0
1.5	48	0	48	0	48	0
2	49	0	49	0	49	0
5.37	50	0	50	0	50	0
5	51	0	51	0	51	0
3	52	0	52	0	52	0
4.5	53	0	53	0	53	0
5	54	0	54	0	54	0
3	55	0	55	0	55	0
1	56	0	56	0	56	0
6	57	0	57	0	57	0
0.45	58	0	58	0	58	0
4.36	59	0	59	0	59	0
3.57	60	0	60	0	60	0
4.95	61	0	61	0	61	0
4.14	62	0	62	0	62	0
6.9	63	0	63	0	63	0
4.95	64	0	64	0	64	0
6.9	65	0	65	0	65	0
5.96	66	0	66	0	66	0
4.47	67	0	67	0	67	0
1	68	0	68	0	68	0
2.98	69	0	69	0	69	0
10	70	0	70	0	70	0
1.98	71	0	71	0	71	0
5.94	72	0	72	0	72	0
9	73	0	73	0	73	0
22	74	0	74	0	74	0
17.82	75	0	75	0	75	0
101.52	76	0	76	0	76	0
84.6	77	0	77	0	77	0
97.11	78	0	78	0	78	0
101.2	79	0	79	0	79	0

Shop Expenditure

3.43	80	0	80	0	80	0
18.51	81	0	81	0	81	0
100	82	0	82	0	82	0
42.62	83	0	83	0	83	0
37.04	84	0	84	0	84	0
15	85	0	85	0	85	0
4.31	86	0	86	0	86	0
3.9	87	0	87	0	87	0
9.51	88	0	88	0	88	0
105.64	89	0	89	0	89	0
16.47	90	0	90	0	90	0
10.42	91	0	91	0	91	0
7.5	92	0	92	0	92	0
23.65	93	0	93	0	93	0
29.74	94	0	94	0	94	0
184.15	95	0	95	0	95	0
48.06	96	0	96	0	96	0
6	97	0	97	0	97	0
10.92	98	0	98	0	98	0
29.23	99	0	99	0	99	0
8	100	0	100	0	100	0
9.9			101	0	101	0
8			102	0	102	0
8			103	0	103	0
23.76			104	0	104	0
5.16			105	0	105	0
27.88			106	0	106	0
13.72			107	0	107	0
6.94			108	0	108	0
12.96			109	0	109	0
9			110	0	110	0
7.92			111	0	111	0
36.48			112	0	112	0
134.91			113	0	113	0
74.24			114	0	114	0
109.94			115	0	115	0
139.96			116	0	116	0
7.12			117	0	117	0
169.95			118	0	118	0
14			119	0	119	0
1.83			120	0	120	0
12.86			121	0	121	0
3			122	0	122	0
3			123	0	123	0
6			124	0	124	0
4.5			125	0	125	0

Shop Expenditure

2.2			126	0	126	0
3			127	0	127	0
3.96			128	0	128	0
12.99			129	0	129	0
7.74			130	0	130	0
5.67			131	0	131	0
19.98			132	0	132	0
8			133	0	133	0
63.65			134	0	134	0
3.5			135	0	135	0
12			136	0	136	0
3.96			137	0	137	0
4.95			138	0	138	0
27			139	0	139	0
46.54			140	0	140	0
76.73			141	0	141	0
7.91			142	0	142	0
15.67			143	0	143	0
18.21			144	0	144	0
26.53			145	0	145	0
10			146	0	146	0
2.17			147	0	147	0
11.34			148	0	148	0
14.88			149	0	149	0
195.88			150	0	150	0
10.97			151	0	151	0
49.8			152	0	152	0
14.42			153	0	153	0
9.92			154	0	154	0
2.18			155	0	155	0
14.75			156	0	156	0
7.92			157	0	157	0
4.95			158	0	158	0
1.98			159	0	159	0
9.9			160	0	160	0
9.9			161	0	161	0
2.57			162	0	162	0
189.95			163	0	163	0
41.94			164	0	164	0
6			165	0	165	0
4.25			166	0	166	0
2			167	0	167	0
4.5			168	0	168	0
3.3			169	0	169	0
2.16			170	0	170	0
1			171	0	171	0

Shop Expenditure

2			172	0	172	0
1.5			173	0	173	0
9.55			174	0	174	0
6.1			175	0	175	0
4.8			176	0	176	0
6			177	0	177	0
3.75			178	0	178	0
4			179	0	179	0
4.95			180	0	180	0
3.94			181	0	181	0
4.95			182	0	182	0
2.37			183	0	183	0
3.96			184	0	184	0
9.9			185	0	185	0
6.97			186	0	186	0
0.5			187	0	187	0
5			188	0	188	0
2.2			189	0	189	0
2.2			190	0	190	0
2.99			191	0	191	0
14.85			192	0	192	0
9.9			193	0	193	0
3.96			194	0	194	0
5			195	0	195	0
5			196	0	196	0
33.94			197	0	197	0
13.26			198	0	198	0
2			199	0	199	0
3.96		400	200	0	200	0
6.34		401	201	0	201	
5.92		402	202	0	202	
3		403	203	0	203	
60		404	204	0	204	
46.99		405	205	0	205	
16		406	206	0	206	
9.9		407	207	0	207	
12.46		408	208	0	208	
11.84		409	209	0	209	
11		410	210	0	210	
4.36		411	211	0	211	
5.94		412	212	0	212	
11.88		413	213	0	213	
3		414	214	0	214	
2.5		415	215	0	215	
7		416	216	0	216	
7.65		417	217	0	217	

Shop Expenditure

2.5		418		218	0	218	
5		419		219	0	219	
3		420		220	0	220	
5.75		421		221	0	221	
10		422		222	0	222	
6.46		423		223	0	223	
7		424		224	0	224	
3		425		225	0	225	
13		426		226	0	226	
15.1		427		227	0	227	
3.6		428		228	0	228	
2.2		429		229	0	229	
3.3		430		230	0	230	
3.45		431		231	0	231	
6		432		232	0	232	
5		433		233	0	233	
4.95		434		234	0	234	
7.93		435		235	0	235	
5		436		236	0	236	
5.56		437		237	0	237	
9		438		238	0	238	
28.93		439		239	0	239	
4.49		440		240	0	240	
7		441		241	0	241	
11		442		242	0	242	
4.95		443		243	0	243	
3.96		444		244	0	244	
4		445		245	0	245	
4.95		446		246	0	246	
3.96		447		247	0	247	
3.96		448		248	0	248	
4		449		249	0	249	
1.55		450		250	0	250	
12		451		251	0	251	
32.4		452		252	0	252	
11.33		453		253	0	253	
3.99		454		254	0	254	
3.96		455		255	0	255	
4.06		456		256	0	256	
1.98		457		257	0	257	
3.96		458		258	0	258	
5.94		459		259	0	259	
6.93		460		260	0	260	
4.95		461		261	0	261	
3.54		462		262	0	262	
5		463		263	0	263	

Shop Expenditure

3.96		464	264	0	264
2.97		465	265	0	265
3.96		466	266	0	266
3.27		467	267	0	267
1.98		468	268	0	268
3.96		469	269	0	269
5		470	270	0	270
9		471	271	0	271
1.98		472	272	0	272
5.94		473	273	0	273
9.9		474	274	0	274
2.1		475	275	0	275
0.99		476	276	0	276
2.97		477	277	0	277
1.98		478	278	0	278
2.98		479	279	0	279
4		480	280	0	280
2.42		481	281	0	281
3.96		482	282	0	282
4.95		483	283	0	283
3.96		484	284	0	284
6.93		485	285	0	285
5.94		486	286	0	286
5.94		487	287	0	287
5.1		488	288	0	288
0.99		489	289	0	289
7.92		490	290	0	290
2.99		491	291	0	291
1.3		492	292	0	292
3.96		493	293	0	293
3.96		494	294	0	294
3.78		495	295	0	295
5.94		496	296	0	296
1.98		497	297	0	297
3.96		498	298	0	298
0.98		499	299	0	299
5.94			300	0	300
3.96			301	0	301
5.94			302	0	302
3.56			303	0	303
5.04			304	0	304
1.78			305	0	305
7.92			306	0	306
3.96			307	0	307
3.96			308	0	308
4.95			309	0	309

Shop Expenditure

5			310	0	310
2			311	0	311
0.97			312	0	312
4.77			313	0	313
17.99			314	0	314
43			315	0	315
14.86			316	0	316
2.97			317	0	317
14.7			318	0	318
12			319	0	319
9.46			320	0	320
5.94			321	0	321
6.54			322	0	322
9.9			323	0	323
6.73			324	0	324
8			325	0	325
10.9			326	0	326
3.96			327	0	327
4.95			328	0	328
4			329	0	329
81.35			330	0	330
94.35			331	0	331
70.88			332	0	332
133.64			333	0	333
53.04			334	0	334
35.68			335	0	335
350.15			336	0	336
82.27			337	0	337
54.79			338	0	338
56.23			339	0	339
54.54			340	0	340
1.48			341	0	341
2			342	0	342
			343	0	343
			344	0	344
			345	0	345
			346	0	346
			347	0	347
			348	0	348
			349	0	349
			350	0	350
			351	0	351
			352	0	352
			353	0	353
			354	0	354
			355	0	355

Shop Expenditure

			356	0	356
			357	0	357
			358	0	358
			359	0	359
			360	0	360
			361	0	361
			362	0	362
			363	0	363
			364	0	364
			365	0	365
			366	0	366
			367	0	367
			368	0	368
			369	0	369
			370	0	370
			371	0	371
			372	0	372
			373	0	373
			374	0	374
			375	0	375
			376	0	376
			377	0	377
			378	0	378
			379	0	379
			380	0	380
			381	0	381
			382	0	382
			383	0	383
			384	0	384
			385	0	385
			386	0	386
			387	0	387
			388	0	388
			389	0	389
			390	0	390
			391	0	391
			392	0	392
			393	0	393
			394	0	394
			395	0	395
			396	0	396
			397	0	397
			398	0	398
			399	0	399
			400	0	400
			401		401

Shop Expenditure

				402		402	
				403		403	
				404		404	
				405		405	
				406		406	
				407		407	
				408		408	
				409		409	
				410		410	
				411		411	
				412		412	
				413		413	
				414		414	
				415		415	
				416		416	
				417		417	
				418		418	
				419		419	
				420		420	
				421		421	
				422		422	
				423		423	
				424		424	
				425		425	
				426		426	
				427		427	
				428		428	
				429		429	
				430		430	
				431		431	
				432		432	
				433		433	
				434		434	
				435		435	
				436		436	
				437		437	
				438		438	
				439		439	
				440		440	
				441		441	
				442		442	
				443		443	
				444		444	
				445		445	
				446		446	
				447		447	

Shop Expenditure

				448		448	
				449		449	
				450		450	
				451		451	
				452		452	
				453		453	
				454		454	
				455		455	
				456		456	
				457		457	
				458		458	
				459		459	
				460		460	
				461		461	
				462		462	
				463		463	
				464		464	
				465		465	
				466		466	
				467		467	
				468		468	
				469		469	
				470		470	
				471		471	
				472		472	
				473		473	
				474		474	
				475		475	
				476		476	
				477		477	
				478		478	
				479		479	
				480		480	
				481		481	
				482		482	
				483		483	
				484		484	
				485		485	
				486		486	
				487		487	
				488		488	
				489		489	
				490		490	
				491		491	
				492		492	
				493		493	

Shop Expenditure

				494		494	
				495		495	
				496		496	
				497		497	
				498		498	
				499		499	

Shop Expenditure

Num	Costco	Num	Sundries	Num	Papers	2013
						Num
	Total		Total		Total	
	0		70.64		6	
1	0	1	29.6	1	6	1
2	0	2	4	2	0	2
3	0	3	4	3	0	3
4	0	4	5	4	0	4
5	0	5	28.04	5	0	5
6	0	6	0	6	0	6
7	0	7	0	7	0	7
8	0	8	0	8	0	8
9	0	9	0	9	0	9
10	0	10	0	10	0	10
11	0	11	0	11	0	11
12	0	12	0	12	0	12
13	0	13	0	13	0	13
14	0	14	0	14	0	14
15	0	15	0	15	0	15
16	0	16	0	16	0	16
17	0	17	0	17	0	17
18	0	18	0	18	0	18
19	0	19	0	19	0	19
20	0	20	0	20	0	20
21	0	21	0	21	0	21
22	0	22	0	22	0	22
23	0	23	0	23	0	23
24	0	24	0	24	0	24
25	0	25	0	25	0	25
26	0	26	0	26	0	26
27	0	27	0	27	0	27
28	0	28	0	28	0	28
29	0	29	0	29	0	29
30	0	30	0	30	0	30
31	0	31	0	31	0	31
32	0	32	0	32	0	32
33	0	33	0	33	0	33

Shop Expenditure

34	0	34	0	34	0	34
35	0	35	0	35	0	35
36	0	36	0	36	0	36
37	0	37	0	37	0	37
38	0	38	0	38	0	38
39	0	39	0	39	0	39
40	0	40	0	40	0	40
41	0	41	0	41	0	41
42	0	42	0	42	0	42
43	0	43	0	43	0	43
44	0	44	0	44	0	44
45	0	45	0	45	0	45
46	0	46	0	46	0	46
47	0	47	0	47	0	47
48	0	48	0	48	0	48
49	0	49	0	49	0	49
50	0	50	0	50	0	50
51	0	51	0	51	0	51
52	0	52	0	52	0	52
53	0	53	0	53	0	53
54	0	54	0	54	0	54
55	0	55	0	55	0	55
56	0	56	0	56	0	56
57	0	57	0	57	0	57
58	0	58	0	58	0	58
59	0	59	0	59	0	59
60	0	60	0	60	0	60
61	0	61	0	61	0	61
62	0	62	0	62	0	62
63	0	63	0	63	0	63
64	0	64	0	64	0	64
65	0	65	0	65	0	65
66	0	66	0	66	0	66
67	0	67	0	67	0	67
68	0	68	0	68	0	68
69	0	69	0	69	0	69
70	0	70	0	70	0	70
71	0	71	0	71	0	71
72	0	72	0	72	0	72
73	0	73	0	73	0	73
74	0	74	0	74	0	74
75	0	75	0	75	0	75
76	0	76	0	76	0	76
77	0	77	0	77	0	77
78	0	78	0	78	0	78
79	0	79	0	79	0	79

Shop Expenditure

80	0	80	0	80	0	80
81	0	81	0	81	0	81
82	0	82	0	82	0	82
83	0	83	0	83	0	83
84	0	84	0	84	0	84
85	0	85	0	85	0	85
86	0	86	0	86	0	86
87	0	87	0	87	0	87
88	0	88	0	88	0	88
89	0	89	0	89	0	89
90	0	90	0	90	0	90
91	0	91	0	91	0	91
92	0	92	0	92	0	92
93	0	93	0	93	0	93
94	0	94	0	94	0	94
95	0	95	0	95	0	95
96	0	96	0	96	0	96
97	0	97	0	97	0	97
98	0	98	0	98	0	98
99	0	99	0	99	0	99
100	0	100	0	100	0	100
101	0	101	0	101	0	101
102	0	102	0	102	0	102
103	0	103	0	103	0	103
104	0	104	0	104	0	104
105	0	105	0	105	0	105
106	0	106	0	106	0	106
107	0	107	0	107	0	107
108	0	108	0	108	0	108
109	0	109	0	109	0	109
110	0	110	0	110	0	110
111	0	111	0	111	0	111
112	0	112	0	112	0	112
113	0	113	0	113	0	113
114	0	114	0	114	0	114
115	0	115	0	115	0	115
116	0	116	0	116	0	116
117	0	117	0	117	0	117
118	0	118	0	118	0	118
119	0	119	0	119	0	119
120	0	120	0	120	0	120
121	0	121	0	121	0	121
122	0	122	0	122	0	122
123	0	123	0	123	0	123
124	0	124	0	124	0	124
125	0	125	0	125	0	125

Shop Expenditure

126	0	126	0	126	0	126
127	0	127	0	127	0	127
128	0	128	0	128	0	128
129	0	129	0	129	0	129
130	0	130	0	130	0	130
131	0	131	0	131	0	131
132	0	132	0	132	0	132
133	0	133	0	133	0	133
134	0	134	0	134	0	134
135	0	135	0	135	0	135
136	0	136	0	136	0	136
137	0	137	0	137	0	137
138	0	138	0	138	0	138
139	0	139	0	139	0	139
140	0	140	0	140	0	140
141	0	141	0	141	0	141
142	0	142	0	142	0	142
143	0	143	0	143	0	143
144	0	144	0	144	0	144
145	0	145	0	145	0	145
146	0	146	0	146	0	146
147	0	147	0	147	0	147
148	0	148	0	148	0	148
149	0	149	0	149	0	149
150	0	150	0	150	0	150
151	0	151	0	151	0	151
152	0	152	0	152	0	152
153	0	153	0	153	0	153
154	0	154	0	154	0	154
155	0	155	0	155	0	155
156	0	156	0	156	0	156
157	0	157	0	157	0	157
158	0	158	0	158	0	158
159	0	159	0	159	0	159
160	0	160	0	160	0	160
161	0	161	0	161	0	161
162	0	162	0	162	0	162
163	0	163	0	163	0	163
164	0	164	0	164	0	164
165	0	165	0	165	0	165
166	0	166	0	166	0	166
167	0	167	0	167	0	167
168	0	168	0	168	0	168
169	0	169	0	169	0	169
170	0	170	0	170	0	170
171	0	171	0	171	0	171

Shop Expenditure

172	0	172	0	172	0	172
173	0	173	0	173	0	173
174	0	174	0	174	0	174
175	0	175	0	175	0	175
176	0	176	0	176	0	176
177	0	177	0	177	0	177
178	0	178	0	178	0	178
179	0	179	0	179	0	179
180	0	180	0	180	0	180
181	0	181	0	181	0	181
182	0	182	0	182	0	182
183	0	183	0	183	0	183
184	0	184	0	184	0	184
185	0	185	0	185	0	185
186	0	186	0	186	0	186
187	0	187	0	187	0	187
188	0	188	0	188	0	188
189	0	189	0	189	0	189
190	0	190	0	190	0	190
191	0	191	0	191	0	191
192	0	192	0	192	0	192
193	0	193	0	193	0	193
194	0	194	0	194	0	194
195	0	195	0	195	0	195
196	0	196	0	196	0	196
197	0	197	0	197	0	197
198	0	198	0	198	0	198
199	0	199	0	199	0	199
200	0	200	0	200	0	200
201		201	0	201	0	201
202		202	0	202	0	202
203		203	0	203	0	203
204		204	0	204	0	204
205		205	0	205	0	205
206		206	0	206	0	206
207		207	0	207	0	207
208		208	0	208	0	208
209		209	0	209	0	209
210		210	0	210	0	210
211		211	0	211	0	211
212		212	0	212	0	212
213		213	0	213	0	213
214		214	0	214	0	214
215		215	0	215	0	215
216		216	0	216	0	216
217		217	0	217	0	217

Shop Expenditure

218		218	0	218	0		218
219		219	0	219	0		219
220		220	0	220	0		220
221		221	0	221	0		221
222		222	0	222	0		222
223		223	0	223	0		223
224		224	0	224	0		224
225		225	0	225	0		225
226		226	0	226	0		226
227		227	0	227	0		227
228		228	0	228	0		228
229		229	0	229	0		229
230		230	0	230	0		230
231		231	0	231	0		231
232		232	0	232	0		232
233		233	0	233	0		233
234		234	0	234	0		234
235		235	0	235	0		235
236		236	0	236	0		236
237		237	0	237	0		237
238		238	0	238	0		238
239		239	0	239	0		239
240		240	0	240	0		240
241		241	0	241	0		241
242		242	0	242	0		242
243		243	0	243	0		243
244		244	0	244	0		244
245		245	0	245	0		245
246		246	0	246	0		246
247		247	0	247	0		247
248		248	0	248	0		248
249		249	0	249	0		249
250		250	0	250	0		250
251		251	0	251	0		251
252		252	0	252	0		252
253		253	0	253	0		253
254		254	0	254	0		254
255		255	0	255	0		255
256		256	0	256	0		256
257		257	0	257	0		257
258		258	0	258	0		258
259		259	0	259	0		259
260		260	0	260	0		260
261		261	0	261	0		261
262		262	0	262	0		262
263		263	0	263	0		263

Shop Expenditure

264		264	0	264	0		264
265		265	0	265	0		265
266		266	0	266	0		266
267		267	0	267	0		267
268		268	0	268	0		268
269		269	0	269	0		269
270		270	0	270	0		270
271		271	0	271	0		271
272		272	0	272	0		272
273		273	0	273	0		273
274		274	0	274	0		274
275		275	0	275	0		275
276		276	0	276	0		276
277		277	0	277	0		277
278		278	0	278	0		278
279		279	0	279	0		279
280		280	0	280	0		280
281		281	0	281	0		281
282		282	0	282	0		282
283		283	0	283	0		283
284		284	0	284	0		284
285		285	0	285	0		285
286		286	0	286	0		286
287		287	0	287	0		287
288		288	0	288	0		288
289		289	0	289	0		289
290		290	0	290	0		290
291		291	0	291	0		291
292		292	0	292	0		292
293		293	0	293	0		293
294		294	0	294	0		294
295		295	0	295	0		295
296		296	0	296	0		296
297		297	0	297	0		297
298		298	0	298	0		298
299		299	0	299	0		299
300		300	0	300	0		300
301		301	0	301	0		301
302		302	0	302	0		302
303		303	0	303	0		303
304		304	0	304	0		304
305		305	0	305	0		305
306		306	0	306	0		306
307		307	0	307	0		307
308		308	0	308	0		308
309		309	0	309	0		309

Shop Expenditure

310		310	0	310	0		310
311		311	0	311	0		311
312		312	0	312	0		312
313		313	0	313	0		313
314		314	0	314	0		314
315		315	0	315	0		315
316		316	0	316	0		316
317		317	0	317	0		317
318		318	0	318	0		318
319		319	0	319	0		319
320		320	0	320	0		320
321		321	0	321	0		321
322		322	0	322	0		322
323		323	0	323	0		323
324		324	0	324	0		324
325		325	0	325	0		325
326		326	0	326	0		326
327		327	0	327	0		327
328		328	0	328	0		328
329		329	0	329	0		329
330		330	0	330	0		330
331		331	0	331	0		331
332		332	0	332	0		332
333		333	0	333	0		333
334		334	0	334	0		334
335		335	0	335	0		335
336		336	0	336	0		336
337		337	0	337	0		337
338		338	0	338	0		338
339		339	0	339	0		339
340		340	0	340	0		340
341		341	0	341	0		341
342		342	0	342	0		342
343		343	0	343	0		343
344		344	0	344	0		344
345		345	0	345	0		345
346		346	0	346	0		346
347		347	0	347	0		347
348		348	0	348	0		348
349		349	0	349	0		349
350		350	0	350	0		350
351		351	0	351	0		351
352		352	0	352	0		352
353		353	0	353	0		353
354		354	0	354	0		354
355		355	0	355	0		355

Shop Expenditure

356		356	0	356	0		356
357		357	0	357	0		357
358		358	0	358	0		358
359		359	0	359	0		359
360		360	0	360	0		360
361		361	0	361	0		361
362		362	0	362	0		362
363		363	0	363	0		363
364		364	0	364	0		364
365		365	0	365	0		365
366		366	0	366	0		366
367		367	0	367	0		367
368		368	0	368	0		368
369		369	0	369	0		369
370		370	0	370	0		370
371		371	0	371	0		371
372		372	0	372	0		372
373		373	0	373	0		373
374		374	0	374	0		374
375		375	0	375	0		375
376		376	0	376	0		376
377		377	0	377	0		377
378		378	0	378	0		378
379		379	0	379	0		379
380		380	0	380	0		380
381		381	0	381	0		381
382		382	0	382	0		382
383		383	0	383	0		383
384		384	0	384	0		384
385		385	0	385	0		385
386		386	0	386	0		386
387		387	0	387	0		387
388		388	0	388	0		388
389		389	0	389	0		389
390		390	0	390	0		390
391		391	0	391	0		391
392		392	0	392	0		392
393		393	0	393	0		393
394		394	0	394	0		394
395		395	0	395	0		395
396		396	0	396	0		396
397		397	0	397	0		397
398		398	0	398	0		398
399		399	0	399	0		399
400		400	0	400	0		400
401		401		401			401

Shop Expenditure

402		402		402			402
403		403		403			403
404		404		404			404
405		405		405			405
406		406		406			406
407		407		407			407
408		408		408			408
409		409		409			409
410		410		410			410
411		411		411			411
412		412		412			412
413		413		413			413
414		414		414			414
415		415		415			415
416		416		416			416
417		417		417			417
418		418		418			418
419		419		419			419
420		420		420			420
421		421		421			421
422		422		422			422
423		423		423			423
424		424		424			424
425		425		425			425
426		426		426			426
427		427		427			427
428		428		428			428
429		429		429			429
430		430		430			430
431		431		431			431
432		432		432			432
433		433		433			433
434		434		434			434
435		435		435			435
436		436		436			436
437		437		437			437
438		438		438			438
439		439		439			439
440		440		440			440
441		441		441			441
442		442		442			442
443		443		443			443
444		444		444			444
445		445		445			445
446		446		446			446
447		447		447			447

Shop Expenditure

448		448		448			448
449		449		449			449
450		450		450			450
451		451		451			451
452		452		452			452
453		453		453			453
454		454		454			454
455		455		455			455
456		456		456			456
457		457		457			457
458		458		458			458
459		459		459			459
460		460		460			460
461		461		461			461
462		462		462			462
463		463		463			463
464		464		464			464
465		465		465			465
466		466		466			466
467		467		467			467
468		468		468			468
469		469		469			469
470		470		470			470
471		471		471			471
472		472		472			472
473		473		473			473
474		474		474			474
475		475		475			475
476		476		476			476
477		477		477			477
478		478		478			478
479		479		479			479
480		480		480			480
481		481		481			481
482		482		482			482
483		483		483			483
484		484		484			484
485		485		485			485
486		486		486			486
487		487		487			487
488		488		488			488
489		489		489			489
490		490		490			490
491		491		491			491
492		492		492			492
493		493		493			493

Shop Expenditure

494		494		494			494
495		495		495			495
496		496		496			496
497		497		497			497
498		498		498			498
499		499		499			499

Shop Expenditure

Macro	Num	Bookers	Num	Costco	Num	Sundries	Num
Total		Total		Total		Total	
0		0		0		0	
0	1	0	1	0	1	0	1
0	2	0	2	0	2	0	2
0	3	0	3	0	3	0	3
0	4	0	4	0	4	0	4
0	5	0	5	0	5	0	5
0	6	0	6	0	6	0	6
0	7	0	7	0	7	0	7
0	8	0	8	0	8	0	8
0	9	0	9	0	9	0	9
0	10	0	10	0	10	0	10
0	11	0	11	0	11	0	11
0	12	0	12	0	12	0	12
0	13	0	13	0	13	0	13
0	14	0	14	0	14	0	14
0	15	0	15	0	15	0	15
0	16	0	16	0	16	0	16
0	17	0	17	0	17	0	17
0	18	0	18	0	18	0	18
0	19	0	19	0	19	0	19
0	20	0	20	0	20	0	20
0	21	0	21	0	21	0	21
0	22	0	22	0	22	0	22
0	23	0	23	0	23	0	23
0	24	0	24	0	24	0	24
0	25	0	25	0	25	0	25
0	26	0	26	0	26	0	26
0	27	0	27	0	27	0	27
0	28	0	28	0	28	0	28
0	29	0	29	0	29	0	29
0	30	0	30	0	30	0	30
0	31	0	31	0	31	0	31
0	32	0	32	0	32	0	32
0	33	0	33	0	33	0	33

Shop Expenditure

0	34	0	34	0	34	0	34
0	35	0	35	0	35	0	35
0	36	0	36	0	36	0	36
0	37	0	37	0	37	0	37
0	38	0	38	0	38	0	38
0	39	0	39	0	39	0	39
0	40	0	40	0	40	0	40
0	41	0	41	0	41	0	41
0	42	0	42	0	42	0	42
0	43	0	43	0	43	0	43
0	44	0	44	0	44	0	44
0	45	0	45	0	45	0	45
0	46	0	46	0	46	0	46
0	47	0	47	0	47	0	47
0	48	0	48	0	48	0	48
0	49	0	49	0	49	0	49
0	50	0	50	0	50	0	50
0	51	0	51	0	51	0	51
0	52	0	52	0	52	0	52
0	53	0	53	0	53	0	53
0	54	0	54	0	54	0	54
0	55	0	55	0	55	0	55
0	56	0	56	0	56	0	56
0	57	0	57	0	57	0	57
0	58	0	58	0	58	0	58
0	59	0	59	0	59	0	59
0	60	0	60	0	60	0	60
0	61	0	61	0	61	0	61
0	62	0	62	0	62	0	62
0	63	0	63	0	63	0	63
0	64	0	64	0	64	0	64
0	65	0	65	0	65	0	65
0	66	0	66	0	66	0	66
0	67	0	67	0	67	0	67
0	68	0	68	0	68	0	68
0	69	0	69	0	69	0	69
0	70	0	70	0	70	0	70
0	71	0	71	0	71	0	71
0	72	0	72	0	72	0	72
0	73	0	73	0	73	0	73
0	74	0	74	0	74	0	74
0	75	0	75	0	75	0	75
0	76	0	76	0	76	0	76
0	77	0	77	0	77	0	77
0	78	0	78	0	78	0	78
0	79	0	79	0	79	0	79

Shop Expenditure

0	80	0	80	0	80	0	80
0	81	0	81	0	81	0	81
0	82	0	82	0	82	0	82
0	83	0	83	0	83	0	83
0	84	0	84	0	84	0	84
0	85	0	85	0	85	0	85
0	86	0	86	0	86	0	86
0	87	0	87	0	87	0	87
0	88	0	88	0	88	0	88
0	89	0	89	0	89	0	89
0	90	0	90	0	90	0	90
0	91	0	91	0	91	0	91
0	92	0	92	0	92	0	92
0	93	0	93	0	93	0	93
0	94	0	94	0	94	0	94
0	95	0	95	0	95	0	95
0	96	0	96	0	96	0	96
0	97	0	97	0	97	0	97
0	98	0	98	0	98	0	98
0	99	0	99	0	99	0	99
0	100	0	100	0	100	0	100
0	101	0	101	0	101	0	101
0	102	0	102	0	102	0	102
0	103	0	103	0	103	0	103
0	104	0	104	0	104	0	104
0	105	0	105	0	105	0	105
0	106	0	106	0	106	0	106
0	107	0	107	0	107	0	107
0	108	0	108	0	108	0	108
0	109	0	109	0	109	0	109
0	110	0	110	0	110	0	110
0	111	0	111	0	111	0	111
0	112	0	112	0	112	0	112
0	113	0	113	0	113	0	113
0	114	0	114	0	114	0	114
0	115	0	115	0	115	0	115
0	116	0	116	0	116	0	116
0	117	0	117	0	117	0	117
0	118	0	118	0	118	0	118
0	119	0	119	0	119	0	119
0	120	0	120	0	120	0	120
0	121	0	121	0	121	0	121
0	122	0	122	0	122	0	122
0	123	0	123	0	123	0	123
0	124	0	124	0	124	0	124
0	125	0	125	0	125	0	125

Shop Expenditure

0	126	0	126	0	126	0	126
0	127	0	127	0	127	0	127
0	128	0	128	0	128	0	128
0	129	0	129	0	129	0	129
0	130	0	130	0	130	0	130
0	131	0	131	0	131	0	131
0	132	0	132	0	132	0	132
0	133	0	133	0	133	0	133
0	134	0	134	0	134	0	134
0	135	0	135	0	135	0	135
0	136	0	136	0	136	0	136
0	137	0	137	0	137	0	137
0	138	0	138	0	138	0	138
0	139	0	139	0	139	0	139
0	140	0	140	0	140	0	140
0	141	0	141	0	141	0	141
0	142	0	142	0	142	0	142
0	143	0	143	0	143	0	143
0	144	0	144	0	144	0	144
0	145	0	145	0	145	0	145
0	146	0	146	0	146	0	146
0	147	0	147	0	147	0	147
0	148	0	148	0	148	0	148
0	149	0	149	0	149	0	149
0	150	0	150	0	150	0	150
0	151	0	151	0	151	0	151
0	152	0	152	0	152	0	152
0	153	0	153	0	153	0	153
0	154	0	154	0	154	0	154
0	155	0	155	0	155	0	155
0	156	0	156	0	156	0	156
0	157	0	157	0	157	0	157
0	158	0	158	0	158	0	158
0	159	0	159	0	159	0	159
0	160	0	160	0	160	0	160
0	161	0	161	0	161	0	161
0	162	0	162	0	162	0	162
0	163	0	163	0	163	0	163
0	164	0	164	0	164	0	164
0	165	0	165	0	165	0	165
0	166	0	166	0	166	0	166
0	167	0	167	0	167	0	167
0	168	0	168	0	168	0	168
0	169	0	169	0	169	0	169
0	170	0	170	0	170	0	170
0	171	0	171	0	171	0	171

Shop Expenditure

0	172	0	172	0	172	0	172
0	173	0	173	0	173	0	173
0	174	0	174	0	174	0	174
0	175	0	175	0	175	0	175
0	176	0	176	0	176	0	176
0	177	0	177	0	177	0	177
0	178	0	178	0	178	0	178
0	179	0	179	0	179	0	179
0	180	0	180	0	180	0	180
0	181	0	181	0	181	0	181
0	182	0	182	0	182	0	182
0	183	0	183	0	183	0	183
0	184	0	184	0	184	0	184
0	185	0	185	0	185	0	185
0	186	0	186	0	186	0	186
0	187	0	187	0	187	0	187
0	188	0	188	0	188	0	188
0	189	0	189	0	189	0	189
0	190	0	190	0	190	0	190
0	191	0	191	0	191	0	191
0	192	0	192	0	192	0	192
0	193	0	193	0	193	0	193
0	194	0	194	0	194	0	194
0	195	0	195	0	195	0	195
0	196	0	196	0	196	0	196
0	197	0	197	0	197	0	197
0	198	0	198	0	198	0	198
0	199	0	199	0	199	0	199
0	200	0	200	0	200	0	200
0	201		201		201	0	201
0	202		202		202	0	202
0	203		203		203	0	203
0	204		204		204	0	204
0	205		205		205	0	205
0	206		206		206	0	206
0	207		207		207	0	207
0	208		208		208	0	208
0	209		209		209	0	209
0	210		210		210	0	210
0	211		211		211	0	211
0	212		212		212	0	212
0	213		213		213	0	213
0	214		214		214	0	214
0	215		215		215	0	215
0	216		216		216	0	216
0	217		217		217	0	217

Shop Expenditure

0	218		218		218	0	218
0	219		219		219	0	219
0	220		220		220	0	220
0	221		221		221	0	221
0	222		222		222	0	222
0	223		223		223	0	223
0	224		224		224	0	224
0	225		225		225	0	225
0	226		226		226	0	226
0	227		227		227	0	227
0	228		228		228	0	228
0	229		229		229	0	229
0	230		230		230	0	230
0	231		231		231	0	231
0	232		232		232	0	232
0	233		233		233	0	233
0	234		234		234	0	234
0	235		235		235	0	235
0	236		236		236	0	236
0	237		237		237	0	237
0	238		238		238	0	238
0	239		239		239	0	239
0	240		240		240	0	240
0	241		241		241	0	241
0	242		242		242	0	242
0	243		243		243	0	243
0	244		244		244	0	244
0	245		245		245	0	245
0	246		246		246	0	246
0	247		247		247	0	247
0	248		248		248	0	248
0	249		249		249	0	249
0	250		250		250	0	250
0	251		251		251	0	251
0	252		252		252	0	252
0	253		253		253	0	253
0	254		254		254	0	254
0	255		255		255	0	255
0	256		256		256	0	256
0	257		257		257	0	257
0	258		258		258	0	258
0	259		259		259	0	259
0	260		260		260	0	260
0	261		261		261	0	261
0	262		262		262	0	262
0	263		263		263	0	263

Shop Expenditure

0	264		264		264	0	264
0	265		265		265	0	265
0	266		266		266	0	266
0	267		267		267	0	267
0	268		268		268	0	268
0	269		269		269	0	269
0	270		270		270	0	270
0	271		271		271	0	271
0	272		272		272	0	272
0	273		273		273	0	273
0	274		274		274	0	274
0	275		275		275	0	275
0	276		276		276	0	276
0	277		277		277	0	277
0	278		278		278	0	278
0	279		279		279	0	279
0	280		280		280	0	280
0	281		281		281	0	281
0	282		282		282	0	282
0	283		283		283	0	283
0	284		284		284	0	284
0	285		285		285	0	285
0	286		286		286	0	286
0	287		287		287	0	287
0	288		288		288	0	288
0	289		289		289	0	289
0	290		290		290	0	290
0	291		291		291	0	291
0	292		292		292	0	292
0	293		293		293	0	293
0	294		294		294	0	294
0	295		295		295	0	295
0	296		296		296	0	296
0	297		297		297	0	297
0	298		298		298	0	298
0	299		299		299	0	299
0	300		300		300	0	300
0	301		301		301	0	301
0	302		302		302	0	302
0	303		303		303	0	303
0	304		304		304	0	304
0	305		305		305	0	305
0	306		306		306	0	306
0	307		307		307	0	307
0	308		308		308	0	308
0	309		309		309	0	309

Shop Expenditure

0	310		310		310	0	310
0	311		311		311	0	311
0	312		312		312	0	312
0	313		313		313	0	313
0	314		314		314	0	314
0	315		315		315	0	315
0	316		316		316	0	316
0	317		317		317	0	317
0	318		318		318	0	318
0	319		319		319	0	319
0	320		320		320	0	320
0	321		321		321	0	321
0	322		322		322	0	322
0	323		323		323	0	323
0	324		324		324	0	324
0	325		325		325	0	325
0	326		326		326	0	326
0	327		327		327	0	327
0	328		328		328	0	328
0	329		329		329	0	329
0	330		330		330	0	330
0	331		331		331	0	331
0	332		332		332	0	332
0	333		333		333	0	333
0	334		334		334	0	334
0	335		335		335	0	335
0	336		336		336	0	336
0	337		337		337	0	337
0	338		338		338	0	338
0	339		339		339	0	339
0	340		340		340	0	340
0	341		341		341	0	341
0	342		342		342	0	342
0	343		343		343	0	343
0	344		344		344	0	344
0	345		345		345	0	345
0	346		346		346	0	346
0	347		347		347	0	347
0	348		348		348	0	348
0	349		349		349	0	349
0	350		350		350	0	350
0	351		351		351	0	351
0	352		352		352	0	352
0	353		353		353	0	353
0	354		354		354	0	354
0	355		355		355	0	355

Shop Expenditure

0	356		356		356	0	356
0	357		357		357	0	357
0	358		358		358	0	358
0	359		359		359	0	359
0	360		360		360	0	360
0	361		361		361	0	361
0	362		362		362	0	362
0	363		363		363	0	363
0	364		364		364	0	364
0	365		365		365	0	365
0	366		366		366	0	366
0	367		367		367	0	367
0	368		368		368	0	368
0	369		369		369	0	369
0	370		370		370	0	370
0	371		371		371	0	371
0	372		372		372	0	372
0	373		373		373	0	373
0	374		374		374	0	374
0	375		375		375	0	375
0	376		376		376	0	376
0	377		377		377	0	377
0	378		378		378	0	378
0	379		379		379	0	379
0	380		380		380	0	380
0	381		381		381	0	381
0	382		382		382	0	382
0	383		383		383	0	383
0	384		384		384	0	384
0	385		385		385	0	385
0	386		386		386	0	386
0	387		387		387	0	387
0	388		388		388	0	388
0	389		389		389	0	389
0	390		390		390	0	390
0	391		391		391	0	391
0	392		392		392	0	392
0	393		393		393	0	393
0	394		394		394	0	394
0	395		395		395	0	395
0	396		396		396	0	396
0	397		397		397	0	397
0	398		398		398	0	398
0	399		399		399	0	399
0	400		400		400	0	400
	401		401		401		401

Shop Expenditure

	402		402		402		402
	403		403		403		403
	404		404		404		404
	405		405		405		405
	406		406		406		406
	407		407		407		407
	408		408		408		408
	409		409		409		409
	410		410		410		410
	411		411		411		411
	412		412		412		412
	413		413		413		413
	414		414		414		414
	415		415		415		415
	416		416		416		416
	417		417		417		417
	418		418		418		418
	419		419		419		419
	420		420		420		420
	421		421		421		421
	422		422		422		422
	423		423		423		423
	424		424		424		424
	425		425		425		425
	426		426		426		426
	427		427		427		427
	428		428		428		428
	429		429		429		429
	430		430		430		430
	431		431		431		431
	432		432		432		432
	433		433		433		433
	434		434		434		434
	435		435		435		435
	436		436		436		436
	437		437		437		437
	438		438		438		438
	439		439		439		439
	440		440		440		440
	441		441		441		441
	442		442		442		442
	443		443		443		443
	444		444		444		444
	445		445		445		445
	446		446		446		446
	447		447		447		447

Shop Expenditure

	448		448		448		448
	449		449		449		449
	450		450		450		450
	451		451		451		451
	452		452		452		452
	453		453		453		453
	454		454		454		454
	455		455		455		455
	456		456		456		456
	457		457		457		457
	458		458		458		458
	459		459		459		459
	460		460		460		460
	461		461		461		461
	462		462		462		462
	463		463		463		463
	464		464		464		464
	465		465		465		465
	466		466		466		466
	467		467		467		467
	468		468		468		468
	469		469		469		469
	470		470		470		470
	471		471		471		471
	472		472		472		472
	473		473		473		473
	474		474		474		474
	475		475		475		475
	476		476		476		476
	477		477		477		477
	478		478		478		478
	479		479		479		479
	480		480		480		480
	481		481		481		481
	482		482		482		482
	483		483		483		483
	484		484		484		484
	485		485		485		485
	486		486		486		486
	487		487		487		487
	488		488		488		488
	489		489		489		489
	490		490		490		490
	491		491		491		491
	492		492		492		492
	493		493		493		493

Shop Expenditure

	494		494		494		494
	495		495		495		495
	496		496		496		496
	497		497		497		497
	498		498		498		498
	499		499		499		499

EXAMINERS REPORT

Independent examiner's report to the trustees of British Dyslexics Reg. 1058046

I report to the trustees on my examination of the accounts of British Dyslexics for the year ended 31 July 2022.

Responsibilities and basis of report

As the charity trustees of British Dyslexics, you are responsible for the preparation of the accounts in accordance with the requirements of the Charities Act 2011.

I report in respect of my examination of the British Dyslexics accounts carried out under section 145 of the 2011 Act and in carrying out my examination I have followed all the applicable Directions given by the Charity Commission under section 145(5)(b) of the Act.

Independent examiner's statement

I have completed my examination. I confirm that no material matters have come to my attention in connection with the examination giving me cause to believe that in any material respect:

1. accounting records were not kept in respect of the Charity as required by section 130 of the Act; or
2. the accounts do not accord with those records; or
3. the accounts do not comply with the applicable requirements concerning the form and content of accounts set out in the Charities (Accounts and Reports) Regulations 2008 other than any requirement that the accounts give a 'true and fair view which is not a matter considered as part of an independent examination.

I have no concerns and have come across no other matters in connection with the examination to which attention should be drawn in this report in order to enable a proper understanding of the accounts to be reached.

Signed:

Name: Roy Fielding

Relevant professional qualification: HND business studies and financial accounting, Bsc(hons) degree business studies/computing studies.

Address: Greenfield business centre, Greenfield, Flintshire, CH8 7GR

Date:24/11/2022

BRITISH DYSLEXICS

England & Wales - Charity number 1058046

Accounts

2020/2021

Annual Report

Our Website

The current website has been a great success. Tens of thousands of parents visited the site last year to view the information. It is more modern, easier to use and will be the largest dyslexic website in the UK.

Deeside Enterprise Centre, Rowleys Drive, Nr Chester CH5 1PP | 01352 218070

[HOME](#) [ABOUT US](#) [CONTACT US](#) [CONTENTS](#) ▾

BRITISH DYSLEXICS

REG CHARITY NO: 1058046
EVERY CHILD DESERVES A PROPER EDUCATION

How can we help you to help your child?

[LEARN MORE](#)



About Us

Our Aims

The object of British Dyslexics is to provide free help, advice and information to parents, schools, and dyslexic children. Ultimately, our goal is to bring about a better understanding of dyslexia and learning difficulties throughout society by providing relevant written material and by teaching children.

Unlike other dyslexic charities we offer a range of services completely free of charge to dyslexic children, their parents and Schools. We constantly seek to increase the quality of our service and to improve and develop the range of services we offer.

In the forthcoming year, we will send out thousands of Information Packs and Covid-19 catch up systems completely free of charge and this materialises into a saving of many thousands of pounds to participating parents who receive the information and are empowered to act.

The roots of our organisation are fixed in a very strong educational tradition. In fact, British Dyslexics began as an undergraduate self-help group at Bangor University. Ultimately, we aim to

promote equality of opportunity within education and to create a better quality of life for dyslexic children and their families nationwide.

A few words from our Chairperson

Covid-19 has continued to make the charity's job to seek financial support even harder than usual. Covid-19 has reduced our ability to raise funds by more than a third. However, a covid-19 grant from our local authority of £6,000 did help us a great deal along with the continued support from charitable trusts who have been the life blood of the charity for many years. On behalf of every parent and child we helped and supported this year we would like to pass on their appreciation and gratitude.

Now more than ever, for children with learning difficulties ensuring they get the best education is something that ultimately concerns us all. The number of children needing help increased by a factor of ten..

Regrettably, the need for our free services far outweighs our resources. As in the past our future plans will owe much to the many organisations and Charitable trusts that have supported us financially for the past five years. Naturally, we hope to build on the enormous goodwill and friendship they have shown us.

The parents who play such a vital part in bringing about awareness of dyslexia must also be congratulated on their excellent work and their tireless enthusiasm. Finally, many new and exciting things lie ahead, modern initiatives in teaching and education, new research into dyslexia and how it effects children and campaigns to promote equality of opportunity in education.

Learning Difficulties

Not all disabilities are immediately apparent and whilst in Britain there are an estimated 350,000 children with conventional disabilities, the Department for Education estimates that in England alone there are a staggering 1,600,000 children currently suffering with learning difficulties, categorised by being more than 3 years behind. The overwhelming majority of these children do not receive one-to-one tuition nor are they being taught using special teaching techniques or equipment, such as multi-sensory teaching methods and computer based learning programs.

Furthermore, dyslexic children are usually taken out of national curriculum studies to attend special needs classes designed for children who are academically challenged, virtually ensuring that they fall further and further behind.

Our dyslexic teaching centre gives one-to-one tuition free of charge to every child who attends.

Although, there is now a very large waiting list of children waiting to attend. The centre also provides

free assessments, support, counselling and specialist advice to parents and this is particularly important when they first discover that their child is dyslexic. The centre is also the prototype to be used as a blueprint on which to base more centres in the future. British Dyslexics understands the fundamental importance of ensuring that each and every child is allowed to achieve self-fulfilment. Surely as Britain reaches the millennium, this should not be based on a parents ability to pay for extra help.

Multi-Sensory Learning

Over recent years research has consistently demonstrated that the most effective method of teaching dyslexic children is through a structured multi-sensory teaching approach. The technique uses visual, auditory and kinaesthetic inputs which are combined and reinforced in a way that helps children to overcome their learning difficulties. Conventional teaching techniques only tend to confuse dyslexic children. This is believed to be because of incompatibility problems between different systems in the brain. This causes the senses to fail 'to work together' correctly when processing language. The result can be a complete failure to understand the intricate and often contradictory rules of the English language.

If dyslexic children do not receive the correct type of help they are not generally able to learn automatic responses to letters and words in their written form. However, by using a technique such as Multi-sensory learning which insist on the simultaneous use of eyes, ears, voice and hands, the brain receives the same information from all the relevant senses and is forced to process the information in a more whole and correct way.

Multi-sensory learning is a structured approach to teaching by using reinforcing techniques this ensures that a child learns the ability to handle a relatively small number of sounds and symbols before progressing through the language, building on what is already known. This helps reduce the fear of failure and ridicule that tends to dominate the learning process of all dyslexic children. However, these negative feelings gradually begin to disappear as children overcome their disability and success becomes more and more frequent.

Parents and teachers are encouraged to build on the automatic responses which are developed through all the activities of multi-sensory learning both at school and at home. As dyslexic children overcome their learning difficulties they often retain additional skills and abilities which they develop in response to coping with their dyslexia. These may include unusual creative skills, highly developed visual memories and exceptional abilities in creative and lateral thinking.

Campaigning

Currently, the vast number of children with learning disabilities and how little is available to help them is not yet understood by the majority of the public. Despite the numbers involved, currently no organisation is campaigning on the absolute importance of ensuring that all dyslexic children receive equal opportunities in education. In the forthcoming year we intend to begin campaigning on this important issue.

The impact of dyslexia upon children and the effect it has on the family unit has not been researched. This has led us to begin to produce a brief report which we intend to produce at the end of each year. The report will highlight the plight of children suffering psychological and emotional problems as a result of dyslexia and the effect this has on their families.

The report will also provide a voice for children and parents allowing them to express the true nature of the problems encountered in bringing up dyslexic children.

Qualifications

The ability to gain relevant qualification is now crucial in an ever more competitive employment

marketplace. Currently, some children are doing better at higher levels. However, one in ten children leave school with absolutely no qualifications whatsoever. The prospects of these children even getting an interview for a worthwhile job is remote, let alone actually being offered employment.

With the advent of league tables the problems are getting substantially worse. Schools have tended to concentrate their efforts on the most capable students in an effort to improve or maintain their place in the table. To add to this, funding for support services remains a low priority in most schools.

Last year less children than ever before were put forward to take GCE English examinations and of those that took the examination less than ever before passed it. In English, more than any other subject, the gap is widening and this year a new term came into being used to identify those who have no qualifications 'The educational underclass'.

Gaining qualifications is the initial essential step to obtaining worthwhile employment. How can our children succeed in life if many are allowed to fall at the very first obstacle? With no qualifications our children are condemned to a life of lost opportunity.

Testimonials

Mrs S W who has an 11 year old daughter.

"My daughter has been receiving lessons for a short space of time (5 month) She started High School approximately 6 weeks ago and so far she seems to be getting 'A' even in English, I think that speaks for itself"

Mrs K who has an 11 year old son.

"After my (then) 10 year old son was privately assessed as being dyslexic, we read an article about British Dyslexics and contacted them. We were seen within the day and my son started his lessons there the following week. My son still enjoys every lesson, his writing grew 200%. without the aid of British Dyslexics in my opinion my son would be a very quiet withdrawn and unconfident young person. Thank you from myself, my partner and a very appreciative son"

Mrs J O who has a 10 year old daughter

"The centre has been invaluable to us, her school are impressed with her spelling progress. The centre is her only real help. without the centre, my daughter could not possibly have progressed. The expensive private fees for help for dyslexic children proved too much for us as a family, the dyslexic centre is our only hope"

BRITISH DYSLEXICS
Statement of Financial Activities for the Period 1st August 2020 to 31st July 2021

	Restricted Funds £	Unrestricted Funds £	Total £
Income & Expenditure			
Income:			
Grants	33,684.00	2,230.00	35,914.00
Fund-raising	0.00	0.00	0.00
Deposit Interest	0.00		0.00
Total Income:	<u>33,684.00</u>	<u>2,230.00</u>	<u>35,914.00</u>
Direct Charitable Expenditure:			
Teaching Materials/Equipment			
Books	135.80	0.00	135.80
Equipment	1,102.00	0.00	1,102.00
Teaching	0.00	0.00	0.00
Providing Information			
Dyslexia Testing	0.00	0.00	0.00
Printing	1,671.00	0.00	1,671.00
Provision of Centre			
Salary & N.I.C costs	16,000.00	0.00	16,000.00
Postage	5,168.00	0.00	5,168.00
Telephone	690.00	0.00	690.00
Stationery	283.00	0.00	283.00
Toner/Ink/Paper	305.50	0.00	305.50
Cleaning Materials	0.00	150.00	150.00
Lighting & Heating	0.00	460.00	460.00
Rent & Rates	8,328.70	0.00	8,328.70
Transportation			
Fuel & Oil	0.00	732.98	732.98
Other Transport costs	0.00	0.00	0.00
	<u>33,684.00</u>	<u>1,342.98</u>	<u>35,026.98</u>
Other Expenditure:			
Fund-raising cost	0.00	0.00	0.00
Publishing	0.00	0.00	0.00
Training	0.00	0.00	0.00
Insurance	0.00	885.88	885.88
Sundries	0.00	0.00	0.00
	<u>0.00</u>	<u>885.88</u>	<u>885.88</u>
Total Expenditure:	<u>33,684.00</u>	<u>2,228.86</u>	<u>35,912.86</u>
Net Income for period:	<u>33,684.00</u>	<u>2,230.00</u>	<u>35,914.00</u>
Balance carried forward:	<u>0.00</u>	<u>1.14</u>	<u>1.14</u>
Balance carried forward from previous year:		<u>38.26</u>	
Total balance carried forward:	<u>0.00</u>	<u>39.40</u>	<u>39.40</u>

BRITISH DYSLEXICS

Balance Sheet for the Period 1st August 2020 to 31st July 2021

		2019/2020 £	2020/2021 £
Fixed Assets:			
Furniture & Equipment		<u>3,580.98</u>	<u>3,124.24</u>
less depreciation			781.06
			<u>2,343.18</u>
Current Assets:			
Debtors	0.00		
Balance at Bank:			
Deposit Account	<u>39.40</u>		
Current Liabilities:			
Creditors	<u>0.00</u>		
Net current assets:		<u>39.40</u>	
Net Assets:		<u>2,382.58</u>	
FUNDS			
Restricted Income:			
General Fund	0.00		
Unrestricted Income:			
General Fund	<u>38.26</u>		
Cash balance carried forward:	<u>1.14</u>		
Total Assets:	<u>39.40</u>	<u>39.40</u>	

31st July 2021

Allison Fielding

		RESTRICTED	UNRESTRICTED
	Donations & Grants	Total	Total
		43950	0
03.12.18	The Fred Towler Charitable Trust	1,450	0
22.12.18	Barbara Shuttle worth memorial trust Trust	1000	0
05.10.18	The Sylvia and Colin Shepherd Charitable Trust	500	0
03.08.18	Annie Tranmer Charitable Trust	1,000	0
13.12.18	The Duncan Campbell Leggat Charitable Trust	500	0
05.09.18	William Hardings Charity	2,800	0
12.09.18	FSJ Charities	1000	0
28.08.18	The Rosca Trust	2500	0
03.09.18	The Rothley Trust	1,100	0
27.01.19	Open Gate	1,400	0
25.01.19	The Tory Family Foundation	500	0
11.03.19	Pilkington Charities Fund	3,000	0
18.03.19	Sir John Sumners Charitable Trust	200	0
23.03.19	Doris Field Charitable Trust	1,000	0
27.03.19	CB & HH Taylor Charitable Trust	500	0
02.04.19	Lord Leverhulme's Charitable Trust	500	0
02.04.19	The Ammco Charitable Trust	500	0
10.04.19	The Nathaniel Reyner Trust Fund	1000	0
09.04.19	New Appeals Organisation for the City & County of Nottingham	3,200	0
30.04.19	The Christopher H R Reeves Charitable Trust	3,200	0
29.04.19	sheffield bluecoat & mount pleasant educational foundation	1,000	0
07.05.19	oakdale Trust	1,000	0
14.05.19	Annie Tranmer Charitable Trust	1,000	0
16.05.19	The William Leech Charity	1,000	0
24.05.19	The Hedley Foundation	3,200	0
24.05.19	Charity link	500	0
18.04.19	the friarsgate Trust	500	0
26.05.19	j Reginald Corah Foundation Fund	500	0
29.05.19	Florence Turner Charitable Trust	1000	0
12.06.19	zendra uk Trust	2000	0
24.07.19	sir james roll Charitable Trust	1000	0
14.07.19	the george ward Charitable Trust	1600	0
20.07.19	The robert and margaret moss Charitable trust	500	0

Income

21.07.19	Maud Elkington Charitable trust	1000	0
23.07.19	the stanton ballard Charitable Trust	500	0
02.07.19	proven family trust	300	0
01.07.19	matthews wrightson charity Trust	500	0
		0	0
		0	0
		0	0
		0	0
		0	0
		0	0
		0	0
		0	0
00.00.00	Charitable Trust	0	0
00.00.00	Charitable Trust	0	0
00.00.00	Charitable Trust	0	0
00.00.00	Charitable Trust	0	0
03.02.11	Account No (B30011800) Voucher Number 1059213	0	0
03.02.11	Pettit Charitable Trust	0	0
03.02.11	Stella Symons Charitable Trust	0	0
10.02.11	J H Levy Charitable Trust	0	0
10.02.11	D C Leggat's Charitable Trust	0	0
14.02.11	Annie Tranmer Charitable Trust	0	0
24.03.11	The Norman Family Charitable Trust	0	0
24.03.11	The Harris & Sheldon Group	0	0
24.03.11	N Smith CT	0	0
24.03.11	The Sir Jules thorn Charitable Trust	0	0
24.03.11	The James Beattie Charitable Trust (Wolves)	0	0
14.08.11	The Promotion of English Trust	0	0
15.08.11	The Lynn Foundation	0	0
14.09.11	Johnson matthey	0	0
22.09.11	The Sydney Black Charitable Trust	0	0
22.09.11	Brittania Refined Metals (caf voucher)	0	0
13.10.11	Allied Irish Bank (GB)(Caf Voucher)	0	0
13.10.11	Accrington Lions Club	0	0
08.11.11	Dennis Alan Yardy Charitable trust	0	0
08.11.11	The Ibbett Trust	0	0

Income

08.11.11	The Norman Family Charitable Trust	0	0
25.11.11	Northcott Devon Foundation	0	0
25.11.11	Hull & East Riding CT	0	0
25.11.11	The James Beattie Charitable Trust (Wolves)	0	0
05.12.11	CPUK	0	0
09.12.11	Ernest Cook Trust	0	0
09.12.11	The Tory Family Foundation	0	0
19.12.11	DC Leggat's Charitable trust	0	0
19.12.11	Ursula Keyes CT	0	0
		0	0
		0	0
		0	0
		0	0
		0	0
		0	0
		0	0
		0	0
		0	0
		0	0
		0	0
		0	0
		0	0
		0	0
		0	0
		0	0
		0	0
		0	0
		0	0
		0	0
		0	0
		0	0
		0	0
		0	0
		0	0
		0	0
		0	0
		0	0
		0	0

Income

			0	0
			0	0
			0	0
			0	0
			0	0
			0	0
			0	0
			0	0
			0	0
			0	0
			0	0
			0	0
			0	0
			0	0
			0	0
			0	0
			0	0
			0	0
			0	0
			0	0
			0	0
			0	0
			0	0
			0	0
			0	0
			0	0
			0	0
			0	0
			0	0
			0	0
			0	0
			0	0
			0	0
			0	0
			0	0
			0	0
			0	0
			0	0
			0	0
			0	0
			0	0

Income

			0	0
			0	0
			0	0
			0	0
			0	0
			0	0
			0	0
			0	0
			0	0
			0	0
			0	0
			0	0
			0	0
			0	0
			0	0
			0	0
			0	0
			0	0
			0	0
			0	0
			0	0
			0	0
			0	0
			0	0
			0	0
			0	0
			0	0

		RESTRICTED	UNRESTRICTED	
Total		Total	Total	Total
43950		0	0	0
		0	0	0
		0	0	0
		0	0	
		0	0	0
		0	0	0
		0	0	0
		0	0	0
		0	0	0
		0	0	0
		0	0	0
		0	0	0
		0	0	0
		0	0	0
		0	0	0
		0	0	0
		0	0	0
		0	0	0
		0	0	0
		0	0	0
		0	0	0
		0	0	0
		0	0	0
		0	0	0
		0	0	0
		0	0	0
		0	0	0
		0	0	0
		0	0	0
		0	0	0
		0	0	0
		0	0	0
		0	0	0
		0	0	0
		0	0	0
		0	0	0
		0	0	0
		0	0	0
		0	0	0
		0	0	0
		0	0	0
		0	0	0
		0	0	0
		0	0	0

Income

		0	0
		0	0
		0	0
		0	0
		0	0
		0	0
		0	0
		0	0
		0	0
		0	0
		0	0
		0	0
		0	0
		0	0
		0	0
		0	0
		0	0
		0	0
		0	0
		0	0
		0	0
		0	0
		0	0
		0	0
		0	0
		0	0
		0	0
		0	0
		0	0
		0	0
		0	0
		0	0
		0	0
		0	0
		0	0
		0	0
		0	0
		0	0

Direct Charitable Expenditure

Num	Books	Num	Equipment	Num	Postage	Num	Telephone	Num	Stationery	Num
	Total		Total		Total		Total		Total	
	120.8		1150.91		759.58		530.58		101.53	
	Vat		Vat		Vat		Vat		Vat	
	0		171.4121277		0		79.02255319		15.12148936	
1	10.6	1	150	1	719.58	1	11.99	1	28.65	1
2	13.5	2	163.99	2	40	2	38.64	2	22.88	2
3	5.2	3	78.99	3		3	11.99	3	50	3
4	4	4	79.99	4		4	11.99	4	0	4
5	84.5	5	179	5		5	11.99	5	0	5
6	3	6	21.97	6		6	11.99	6	0	6
7	0	7	14.25	7		7	11.99	7	0	7
8	0	8	10	8		8	420	8	0	8
9	0	9	4.94	9		9		9	0	9
10	0	10	34.99	10		10		10	0	10
11	0	11	17.5	11		11		11	0	11
12	0	12	269	12		12		12	0	12
13	0	13	5.29	13		13		13	0	13
14	0	14	62	14		14		14		14

Direct Charitable Expenditure

15	0	15	59	15	15	15	15	15
16	0	16	0	16	16	16	16	16
17	0	17	0	17	17	17	17	17
18	0	18	0	18	18	18	18	18
19		19	0	19	19	19	19	19
20		20	0	20	20	20	20	20
21		21	0	21	21	21	21	21
22		22	0	22	22	22	22	22
23		23	0	23	23	23	23	23
24		24	0	24	24	24	24	24
25		25	0	25	25	25	25	25
26		26	0	26	26	26	26	26
27		27	0	27	27	27	27	27
28		28	0	28	28	28	28	28
29		29	0	29	29	29	29	29
30		30	0	30	30	30	30	30
31		31	0	31	31	31	31	31
32		32	0	32	32	32	32	32
33		33	0	33	33	33	33	33
34		34	0	34	34	34	34	34
35		35	0	35	35	35	35	35
36		36	0	36	36	36	36	36
37		37	0	37	37	37	37	37
38		38	0	38	38	38	38	38
39		39	0	39	39	39	39	39

Direct Charitable Expenditure

40		40	0	40		40		40		40
41		41	0	41		41		41		41
42		42	0	42		42		42		42
43		43	0	43		43		43		43
44		44	0	44		44		44		44
45		45	0	45		45		45		45
46		46	0	46		46		46		46
47		47	0	47		47		47		47
48		48	0	48		48		48		48
49		49	0	49		49		49		49
50		50	0	50		50		50		50
		51	0					51		
		52	0					52		
		53	0					53		
		54	0					54		
		55	0					55		
		56	0					56		
		57	0					57		
		58	0					58		
		59	0					59		
			0					60		
								61		
								62		
								63		
								64		

Direct Charitable Expenditure

								65		
								66		
								67		
								68		
								69		
								70		
								71		
								72		
								73		
								74		
								75		
								76		
								77		
								78		
								79		
								80		
								81		
								82		
								83		
								84		
								85		
								86		
								87		
								88		
								89		

Direct Charitable Expenditure

	0		0		0		0	90		0
	0		0		0		0	91		0
	0		0		0		0	92		0
	0		0		0		0	93		0
	0		0		0		0	94		0
	0		0		0		0	95		0
	0		0		0		0	96		0
	0		0		0		0	97		0
	0		0		0		0	98		0
	0		0		0		0	99		0
	0		0		0		0	100		0
	0		0		0		0	101		0
	0		0		0		0	102		0
	0		0		0		0	103		0
	0		0		0		0	104		0
	0		0		0		0	105		0
	0		0		0		0	106		0
	0		0		0		0	107		0
	0		0		0		0	108		0
	0		0		0		0	109		0
	0		0		0		0	110		0
	0		0		0		0	111		0
	0		0		0		0	112		0
	0		0		0		0	113		0
	0		0		0		0	114		0

Direct Charitable Expenditure

	0		0		0		0	115		0
	0		0		0		0	116		0
	0		0		0		0	117		0
	0		0		0		0	118		0
	0		0		0		0	119		0
	0		0		0		0	120		0
	0		0		0		0	121		0
	0		0		0		0	122		0
	0		0		0		0	123		0
	0		0		0		0	124		0
	0		0		0		0	125		0
	0		0		0		0	126		0
	0		0		0		0	127		0
	0		0		0		0	128		0
	0		0		0		0	129		0
	0		0		0		0	130		0
	0		0		0		0	131		0
	0		0		0		0	132		0
	0		0		0		0	133		0
	0		0		0		0	134		0
	0		0		0		0	135		0
	0		0		0		0	136		0
	0		0		0		0	137		0
	0		0		0		0	138		0
	0		0		0		0	139		0

Direct Charitable Expenditure

	0		0		0		0	140		0
	0		0		0		0	141		0
	0		0		0		0	142		0
	0		0		0		0	143		0
	0		0		0		0	144		0
	0		0		0		0	145		0
	0		0		0		0	146		0
	0		0		0		0	147		0
	0		0		0		0	148		0
	0		0		0		0	149		0
	0		0		0		0	150		0
	0		0		0		0	151		0
	0		0		0		0	152		0
	0		0		0		0	153		0
	0		0		0		0	154		0
	0		0		0		0	155		0
	0		0		0		0	156		0
	0		0		0		0	157		0
	0		0		0		0	158		0
	0		0		0		0	159		0
	0		0		0		0	160		0
	0		0		0		0	161		0
	0		0		0		0	162		0
	0		0		0		0	163		0
	0		0		0		0	164		0

Direct Charitable Expenditure

	0		0		0		0	165		0
	0		0		0		0	166		0
	0		0		0		0	167		0
	0		0		0		0	168		0
	0		0		0		0	169		0
	0		0		0		0	170		0
	0		0		0		0	171		0
	0		0		0		0	172		0
	0		0		0		0	173		0
	0		0		0		0	174		0
	0		0		0		0	175		0
	0		0		0		0	176		0
	0		0		0		0	177		0
	0		0		0		0	178		0
	0		0		0		0	179		0
	0		0		0		0	180		0
	0		0		0		0	181		0
	0		0		0		0	182		0
	0		0		0		0	183		0
	0		0		0		0	184		0
	0		0		0		0	185		0
	0		0		0		0	186		0
	0		0		0		0	187		0
	0		0		0		0	188		0
	0		0		0		0	189		0

Direct Charitable Expenditure

	0		0		0		0	190		0
	0		0		0		0	191		0
	0		0		0		0	192		0
	0		0		0		0	193		0
	0		0		0		0	194		0
	0		0		0		0	195		0
	0		0		0		0	196		0
	0		0		0		0	197		0
	0		0		0		0	198		0
	0		0		0		0	199		0
	0		0		0		0	200		0
	0		0		0		0	201		0
	0		0		0		0	202		0
	0		0		0		0	203		0
	0		0		0		0	204		0
	0		0		0		0	205		0
	0		0		0		0	206		0
	0		0		0		0	207		0
	0		0		0		0	208		0
	0		0		0		0	209		0
	0		0		0		0	210		0
	0		0		0		0	211		0
	0		0		0		0	212		0
	0		0		0		0	213		0
	0		0		0		0	214		0

Direct Charitable Expenditure

	0		0		0		0	215		0
	0		0		0		0	216		0
	0		0		0		0	217		0
	0		0		0		0	218		0
	0		0		0		0	219		0
	0		0		0		0	220		0
	0		0		0		0	221		0
	0		0		0		0	222		0
	0		0		0		0	223		0
	0		0		0		0	224		0
	0		0		0		0	225		0
	0		0		0		0	226		0
	0		0		0		0	227		0
	0		0		0		0	228		0
	0		0		0		0	229		0
	0		0		0		0	230		0
	0		0		0		0	231		0
	0		0		0		0	232		0
	0		0		0		0	233		0
	0		0		0		0	234		0
	0		0		0		0	235		0
	0		0		0		0	236		0
	0		0		0		0	237		0
								238		
								239		

Direct Charitable Expenditure

								240		
								241		
								242		
								243		
								244		
								245		
								246		
								247		
								248		
								249		
								250		
								251		
								252		
								253		

Direct Charitable Expenditure

Toner/Ink & Pape	Num	Heating	Num	Water	Num	Rent & Rat	Num	Fuel & Oil	Num
Total		Total		Total		Total		Total	
364.52		300		120		8765.9		1506.92	
Vat		Vat		Vat		Vat		Vat	
54.290212766		0		0		0		224.43489	
38.76	1	300	1	120	1	561.44	1	29.95	1
45.76	2		2	0	2	168.97	2	55	2
82	3		3	0	3	90	3	50	3
198	4		4		4	168.97	4	20	4
	5		5		5	561.44	5	9.97	5
	6		6		6	168.97	6	30	6
	7		7		7	561.44	7	10	7
	8		8		8	168.97	8	29.93	8
	9		9		9	561.44	9	20.1	9
	10		10		10	381.93	10	48.23	10
	11		11		11	561.44	11	30	11
	12		12		12	561.44	12	30	12
	13		13		13	168.97	13	53.89	13
	14		14		14	561.44	14	29.98	14

Direct Charitable Expenditure

	15		15		15	381.93	15	29.95	15
	16		16		16	561.44	16	57.02	16
	17		17		17	168.97	17	26.96	17
	18		18		18	561.44	18	29.96	18
	19		19		19	168.97	19	30	19
	20		20		20	561.44	20	29.93	20
	21		21		21	90	21	29.98	21
	22		22		22	90	22	30	22
	23		23		23	90	23	29.97	23
	24		24		24	168.97	24	29.98	24
	25		25		25	168.97	25	26.96	25
	26		26		26	168.97	26	29.97	26
	27		27		27	168.97	27	0	27
	28		28		28	168.97	28	29.95	28
	29		29		29		29	30.01	29
	30		30		30		30	29.94	30
	31		31		31		31	29.93	31
	32		32		32		32	30	32
	33		33		33		33	29.96	33
	34		34		34		34	29.96	34
	35		35		35		35	29.85	35
	36		36		36		36	20.06	36
	37		37		37		37	29.95	37
	38		38		38		38	29.95	38
	39		39		39		39	29.99	39

Direct Charitable Expenditure

	40		40		40		40	29.95	40
	41		41		41		41	30	41
	42		42		42		42	29.96	42
	43		43		43		43	29.9	43
	44		44		44		44	29.9	44
	45		45		45		45	40.02	45
	46		46		46		46	30.02	46
	47		47		47		47	19.99	47
	48		48		48		48	29.98	48
	49		49		49		49	29.93	49
	50		50		50		50	29.99	50
	51		51				51	0	
	52		52				52	0	
	53		53				53	0	
	54		54				54	0	
	55		55				55	0	
	56		56				56	0	
	57		57				57	0	
	58		58				58	0	
	59		59				59	0	
	60		60				60	0	
	61		61				61	0	
	62		62				62	0	
	63		63				63	0	
	64		64				64	0	

Direct Charitable Expenditure

	65		65			65	0
	66		66			66	
	67		67			67	
	68		68			68	
	69		69			69	
	70		70			70	
	71		71			71	
	72		72			72	
	73		73			73	
	74		74			74	
	75		75			75	
	76		76			76	
	77		77			77	
	78		78			78	
	79		79			79	
	80		80			80	
	81		81			81	
	82		82			82	
	83		83			83	
	84		84			84	
	85		85			85	
	86					86	
	87					87	
	88					88	
						89	

Direct Charitable Expenditure

0		0		0		0	90	0
0		0		0		0	91	0
0		0		0		0	92	0
0		0		0		0	93	0
0		0		0		0	94	0
0		0		0		0	95	0
0		0		0		0	96	0
0		0		0		0	97	0
0		0		0		0	98	0
0		0		0		0	99	0
0		0		0		0	100	0
0		0		0		0	101	0
0		0		0		0	102	0
0		0		0		0	103	0
0		0		0		0	104	0
0		0		0		0	105	0
0		0		0		0	106	0
0		0		0		0	107	0
0		0		0		0	108	0
0		0		0		0	109	0
0		0		0		0	110	0
0		0		0		0	111	0
0		0		0		0	112	0
0		0		0		0	113	0
0		0		0		0	114	0

Direct Charitable Expenditure

0		0		0		0 115		0
		0		0		0 116		0
		0		0		0 117		0
		0		0		0 118		0
		0		0		0 119		0
		0		0		0 120		0
		0		0		0 121		0
		0		0		0 122		0
		0		0		0 123		0
		0		0		0 124		0
		0		0		0 125		0
		0		0		0 126		0
		0		0		0 127		0
		0		0		0 128		0
		0		0		0 129		0
		0		0		0 130		0
		0		0		0 131		0
		0		0		0 132		0
		0		0		0 133		0
		0		0		0 134		0
		0		0		0 135		0
		0		0		0 136		0
		0		0		0 137		0
		0		0		0 138		0
		0		0		0 139		0

Direct Charitable Expenditure

		0		0		0	140		0
		0		0		0	141		0
		0		0		0	142		0
		0		0		0	143		0
		0		0		0	144		0
		0		0		0	145		0
		0		0		0	146		0
		0		0		0	147		0
		0		0		0	148		0
		0		0		0	149		0
		0		0		0	150		0
		0		0		0	151		0
		0		0		0	152		0
		0		0		0	153		0
		0		0		0	154		0
		0		0		0	155		0
		0		0		0	156		0
		0		0		0	157		0
		0		0		0	158		0
		0		0		0	159		0
		0		0		0	160		0
		0		0		0	161		0
		0		0		0	162		0
		0		0		0	163		0
		0		0		0	164		0

Direct Charitable Expenditure

		0		0		0	165		0
		0		0		0	166		0
		0		0		0	167		0
		0		0		0	168		0
		0		0		0	169		0
		0		0		0	170		0
		0		0		0	171		0
		0		0		0	172		0
		0		0		0	173		0
		0		0		0	174		0
		0		0		0	175		0
		0		0		0	176		0
		0		0		0	177		0
		0		0		0	178		0
		0		0		0	179		0
		0		0		0	180		0
		0		0		0	181		0
		0		0		0	182		0
		0		0		0	183		0
		0		0		0	184		0
		0		0		0	185		0
		0		0		0	186		0
		0		0		0	187		0
		0		0		0	188		0
		0		0		0	189		0

Direct Charitable Expenditure

		0		0		0 190		0
		0		0		0 191		0
		0		0		0 192		0
		0		0		0 193		0
		0		0		0 194		0
		0		0		0 195		0
		0		0		0 196		0
		0		0		0 197		0
		0		0		0 198		0
		0		0		0 199		0
		0		0		0 200		0
		0		0		0 201		0
		0		0		0 202		0
		0		0		0 203		0
		0		0		0 204		0
		0		0		0 205		0
		0		0		0 206		0
		0		0		0 207		0
		0		0		0 208		0
		0		0		0 209		0
		0		0		0 210		0
		0		0		0 211		0
		0		0		0 212		0
		0		0		0 213		0
		0		0		0 214		0

Direct Charitable Expenditure

		0		0		0	215		0
		0		0		0	216		0
		0		0		0	217		0
		0		0		0	218		0
		0		0		0	219		0
		0		0		0	220		0
		0		0		0	221		0
		0		0		0	222		0
		0		0		0	223		0
		0		0		0	224		0
		0		0		0	225		0
		0		0		0	226		0
		0		0		0	227		0
		0		0		0	228		0
		0		0		0	229		0
		0		0		0	230		0
		0		0		0	231		0
		0		0		0	232		0
		0		0		0	233		0
		0		0		0	234		0
		0		0		0	235		0
		0		0		0	236		0
		0		0		0	237		0
							238		
							239		

Direct Charitable Expenditure

							240		
							241		
							242		
							243		
							244		
							245		
							246		
							247		
							248		
							249		
							250		
							251		
							252		
							253		

Direct Charitable Expenditure

Other	Transport Cost	Num	Insurance	Num	Publishing		
	Total		Total		Total		Direct Char Expend
	142		921.36		0		14784.1
	Vat		Vat		Vat		Total Vat
	21.1489361702128		137.22383		0		0
							Total Amount(excl vat)
							14784.1
	40	1	921.36	1			
	40	2		2			
	40	3		3			
	8	4		4			
	14	5		5			
	0	6		6			
	0	7		7			
		8		8			
		9		9			
		10		10			
		11		11			
		12		12			
		13		13			
		14		14			

Direct Charitable Expenditure

	15		15			
	16		16			
	17		17			
	18		18			
	19		19			
	20		20			
	21		21			
	22		22			
	23		23			
	24		24			
	25		25			
	26		26			
	27		27			
	28		28			
	29		29			
	30		30			
	31		31			
	32		32			
	33		33			
	34		34			
	35		35			
	36		36			
	37		37			
	38		38			
	39		39			

Direct Charitable Expenditure

	40		40			
	41		41			
	42		42			
	43		43			
	44		44			
	45		45			
	46		46			
	47		47			
	48		48			
	49		49			
	50		50			

Direct Charitable Expenditure

0		0		0	
0		0		0	
0		0		0	
0		0		0	
0		0		0	
0		0		0	
0		0		0	
0		0		0	
0		0		0	
0		0		0	
0		0		0	
0		0		0	
0		0		0	
0		0		0	
0		0		0	
0		0		0	
0		0		0	
0		0		0	
0		0		0	
0		0		0	
0		0		0	
0		0		0	
0		0		0	
0		0		0	

Direct Charitable Expenditure

0		0		0	
0		0		0	
0		0		0	
0		0		0	
0		0		0	
0		0		0	
0		0		0	
0		0		0	
0		0		0	
0		0		0	
0		0		0	
0		0		0	
0		0		0	
0		0		0	
0		0		0	
0		0		0	
0		0		0	
0		0		0	
0		0		0	
0		0		0	
0		0		0	
0		0		0	
0		0		0	
0		0		0	
0		0		0	
0		0		0	
0		0		0	

Direct Charitable Expenditure

	VAT RETURN 1st QUARTER			W/Ending		IN
1st QUARTER	VAT due on sales	1	0			0
0	VAT due in on acquisitions	2	0			
0	Total VAT due (sum 1 & 2)	3	0	04.08.00		0
0	VAT reclaimed on purchases	4	0	11.08.00	19	0
2nd QUARTER	Net VAT to be paid to custom	5	0	18.08.00	20	0
				25.08.00	21	0
0			0	01.09.00	22	0
0	Total value of sales and outputs	6		08.09.00	23	0
0	Total value of purchases (inc 9)	7	0	15.09.00	24	0
3rd QUARTER	Total value of supplies ex VAT	8	0	11.09.00	25	0
0	Total value of all acquisitions ex VAT	9	0	29.09.00	26	0
0				06.10.00	27	0
0				13.10.00	28	0
4th QUARTER	VAT RETURN 2nd QUARTER			20.10.00	29	0
0				27.10.00	30	0
0	VAT due on sales	1	0	03.11.00	31	0
0	VAT due in on acquisitions	2	0	10.11.00	32	0
	Total VAT due (sum 1 & 2)	3	0	17.11.00	33	0
	VAT reclaimed on purchases	4	0	24.11.00	34	0
	Net VAT to be paid to custom	5	0	01.12.00	35	0
			0	08.12.00	36	0
	Total value of sales and outputs	6		15.12.00	37	0
	Total value of purchases (inc 9)	7	0	22.12.00	38	0

Direct Charitable Expenditure

	Total value of supplies ex VAT	8	0	29.12.00	39	0
	Total value of all acquisitions ex VAT	9	0	05.01.01	40	0
				12.01.01	41	0
				19.01.01	42	0
	VAT RETURN 3rd QUARTER			26.01.01	43	0
				02.02.01	44	0
	VAT due on sales	1	0	09.02.01	45	0
	VAT due in on acquisitions	2	0	16.02.01	46	0
	Total VAT due (sum 1 & 2)	3	0	23.02.01	47	0
	VAT reclaimed on purchases	4	0	02.03.01	48	0
	Net VAT to be paid to custom	5	0	09.03.01	49	0
			0	16.03.01	50	0
	Total value of sales and outputs	6		23.03.01	51	0
	Total value of purchases (inc 9)	7	0	30.03.01	52	0
	Total value of supplies ex VAT	8	0		53	0
	Total value of all acquisitions ex VAT	9	0		0	0
				06.04.01	1	0
				13.04.01	2	0
	VAT RETURN 4th QUARTER			20.04.01	3	0
				27.04.01	4	0
	VAT due on sales	1	0	04.05.01	5	0
	VAT due in on acquisitions	2	0	11.05.01	6	0
	Total VAT due (sum 1 & 2)	3	0	18.05.01	7	0
	VAT reclaimed on purchases	4	0	25.05.01	8	0
	Net VAT to be paid to custom	5	0		9	0

Direct Charitable Expenditure

			0			0
	Total value of sales and outputs	6				0
	Total value of purchases (inc 9)	7	0			0
	Total value of supplies ex VAT	8	0			0
	Total value of all acquisitions ex VAT	9	0			0
						0
						0
						0
						0
						0
						0
						0
						0
						0
						0
						0
						0
						0
						0
						0
						0
						0
						0
						0

Direct Charitable Expenditure

OUT	total	TOTAL	ADDING														
0	0	0	Total														
			753.92														
0	0	0															
0	0	0	Vat														
0	0	0	112.285957														
0	0	0															
0	0	0															
0	0	0															
0	0	0															
0	0	0	47.88														
0	0	0	54.2														
0	0	0	92.65														
0	0	0	98.67														
0	0	0	36.65														
0	0	0	149.32														
0	0	0	274.55														
0	0	0	0														
0	0	0	0														
0	0	0	0														
0	0	0	0														
0	0	0	0														
0	0	0	0														
0	0	0	0														

Direct Charitable Expenditure

0	0	0		0													
0	0	0		0													
0	0	0		0													
0	0	0		0													
0	0	0		0													
0	0	0		0													
0	0	0		0													
0	0	0		0													
0	0	0		0													
0	0	0		0													
0	0	0		0													
0	0	0		0													
0	0	0		0													
0	0	0		0													
0	0	0		0													
0	0	0		0													
0	0	0		0													
0	0	0		0													
0	0	0		0													
0	0	0		0													
0	0	0		0													
0	0	0		0													
0	0	0		0													
0	0	0		0													

Direct Charitable Expenditure

0	0	0		0														
0	0	0		0														
0	0	0		0														
0	0	0		0														
0	0	0		0														
0	0	0		0														
0	0	0		0														
0	0	0		0														
0	0	0		0														
0				0														
0				0														
0				0														
0				0														
0				0														
0				0														
0				0														
0				0														
0				0														
0				0														
0				0														
0				0														
0				0														

Direct Charitable Expenditure

0				0													
0				0													
0				0													
0				0													
0				0													
0				0													
0				0													
0				0													
0				0													
0				0													
0				0													
0				0													
0				0													
0				0													
0				0													
0				0													
0				0													
0				0													
0				0													
0				0													
0				0													

Direct Charitable Expenditure

0				0													
0				0													
0				0													
0				0													
0				0													
0				0													
0				0													
0				0													
0				0													
0				0													
0				0													
0				0													
0				0													
0				0													
0				0													
0				0													
0				0													
0				0													
0				0													
0				0													
0				0													
0				0													

Direct Charitable Expenditure

0				0												
0				0												
0				0												
0				0												
0				0												
0				0												
0				0												
0				0												
0				0												
0				0												
0				0												
0				0												
0				0												
0				0												
0				0												
0				0												
0				0												
0				0												
0				0												
0				0												
0				0												
0				0												
0				0												
0				0												

Direct Charitable Expenditure

0				0																	
0				0																	
0				0																	
0				0																	
0				0																	
0				0																	
0				0																	
0				0																	
0				0																	
0				0																	
0				0																	
0				0																	
0				0																	
0				0																	
0				0																	
0				0																	
0				0																	
0				0																	
0				0																	
0				0																	
0				0																	

Direct Charitable Expenditure

0				0												
0				0												
0				0												
0				0												
0				0												
0				0												
0				0												
0				0												
0				0												
0				0												
0				0												
0				0												
0				0												
0				0												
0				0												
0				0												
0				0												
0				0												
0				0												
0				0												
0				0												

Shop Expenditure

2011							
Num	Macro	Num	Bookers	Num	Costco	Num	Sundries
	Total		Total		Total		Total
	23876.7		767.31		2556.56		2802.59
1	187.42	1	13.1	1	90.47	1	23
2	133.75	2	6.9	2	157.5	2	7.5
3	44.34	3	30.32	3	239.9	3	8.7
4	21.66	4	3.65	4	106.28	4	1
5	24.12	5	15.83	5	82.93	5	10.32
6	126.84	6	25.49	6	184.17	6	12.98
7	165.69	7	18.69	7	142.01	7	15.46
8	89.84	8	10.02	8	164.08	8	4.57
9	77.76	9	7.25	9	38.07	9	6.85
10	59.25	10	6.83	10	208.77	10	61.45
11	33.11	11	28.66	11	93.94	11	55.39
12	102.46	12	21.31	12	84.98	12	58.07
13	45.42	13	25.41	13	60.46	13	12.15
14	45.36	14	49.64	14	161.91	14	2.4
15	132.69	15	13.94	15	318.09	15	8.8
16	134.43	16	17.28	16	135.2	16	1.78
17	63.05	17	28.13	17	90.71	17	5.34
18	164.96	18	41.38	18	69.03	18	5.15
19	115.67	19	3.45	19	128.06	19	4.4
20	148	20	6.29	20	0	20	4.4
21	51.69	21	19.99	21	0	21	1.2
22	44.7	22	24.4	22	0	22	37.4
23	47.88	23	8.46	23	0	23	25.35
24	8.39	24	2.25	24	0	24	6.2
25	97.28	25	10	25	0	25	19.5
26	86.57	26	24.06	26	0	26	9.5
27	84.84	27	4.14	27	0	27	5.11
28	12.48	28	48.65	28	0	28	12.98
29	68.18	29	20.08	29	0	29	13.36
30	111.77	30	32.17	30	0	30	34.41
31	128.56	31	63.22	31	0	31	16.64
32	129.41	32	53.64	32	0	32	8.35
33	98.84	33	12.95	33	0	33	21.05

Shop Expenditure

34	74.8	34	13.85	34	0	34	27.2
35	199.81	35	55.88	35	0	35	1.98
36	84.18	36		36	0	36	1.95
37	56.06	37		37	0	37	2.38
38	69.99	38		38	0	38	7.93
39	80.54	39		39	0	39	1.95
40	173.34	40	0	40	0	40	7.96
41	78.9	41	0	41	0	41	27.12
42	95.97	42	0	42	0	42	2
43	145.3	43	0	43	0	43	2
44	58.92	44	0	44	0	44	19.98
45	76.5	45	0	45	0	45	17.7
46	192.63	46	0	46	0	46	7.05
47	54.2	47	0	47	0	47	8.34
48	92.65	48	0	48	0	48	17.17
49	98.67	49	0	49	0	49	16.92
50	89.08	50	0	50	0	50	24.62
51	96.24	51	0	51	0	51	8.67
52	59.62	52	0	52	0	52	4.35
53	34.47	53	0	53	0	53	35.85
54	48.6	54	0	54	0	54	16
55	120.82	55	0	55	0	55	8.3
56	103.64	56	0	56	0	56	18.13
57	36.65	57	0	57	0	57	4.45
58	149.32	58	0	58	0	58	10.5
59	241.36	59	0	59	0	59	4
60	132.73	60	0	60	0	60	16.1
61	45.87	61	0	61	0	61	5
62	105.66	62	0	62	0	62	15.59
63	119.85	63	0	63	0	63	4
64	121.83	64	0	64	0	64	56.94
65	35.55	65	0	65	0	65	7.98
66	56.55	66	0	66	0	66	8.32
67	85.21	67	0	67	0	67	15
68	89.39	68	0	68	0	68	24.09
69	84.65	69	0	69	0	69	20.07
70	91.58	70	0	70	0	70	8.02
71	20.15	71	0	71	0	71	7.09
72	151.17	72	0	72	0	72	29.78
73	65.22	73	0	73	0	73	8.03
74	17.99	74	0	74	0	74	3.43
75	72.02	75	0	75	0	75	6.94
76	58.55	76	0	76	0	76	4
77	134.54	77	0	77	0	77	10.67
78	11.04	78	0	78	0	78	30.6
79	45.26	79	0	79	0	79	5.54

Shop Expenditure

80	52.97	80	0	80	0	80	49.07
81	14.82	81	0	81	0	81	88.91
82	23.41	82	0	82	0	82	9.95
83	219.36	83	0	83	0	83	22.05
84	102.11	84	0	84	0	84	5
85	86.42	85	0	85	0	85	5.45
86	84.14	86	0	86	0	86	10.01
87	120.78	87	0	87	0	87	11.05
88	221.7	88	0	88	0	88	100.97
89	50.84	89	0	89	0	89	18.38
90	53.33	90	0	90	0	90	2.35
91	36.7	91	0	91	0	91	37.67
92	106.98	92	0	92	0	92	13.91
93	76.87	93	0	93	0	93	34.1
94	11.38	94	0	94	0	94	48.2
95	100.74	95	0	95	0	95	39.25
96	57.21	96	0	96	0	96	70.27
97	152.95	97	0	97	0	97	65.07
98	53.21	98	0	98	0	98	54.93
99	73.71	99	0	99	0	99	76.09
100	62.67	100	0	100	0	100	14
101	77.28	101	0	101	0	101	7
102	81.48	102	0	102	0	102	20
103	109.87	103	0	103	0	103	14.1
104	19.44	104	0	104	0	104	15.52
105	103.89	105	0	105	0	105	24.37
106	62.95	106	0	106	0	106	18.99
107	59.19	107	0	107	0	107	8
108	60.4	108	0	108	0	108	36
109	131.06	109	0	109	0	109	21.5
110	68.75	110	0	110	0	110	130.15
111	64.31	111	0	111	0	111	39.2
112	72.41	112	0	112	0	112	145.49
113	106.07	113	0	113	0	113	10.03
114	93.62	114	0	114	0	114	23.96
115	116.96	115	0	115	0	115	3.98
116	54.47	116	0	116	0	116	5
117	126.28	117	0	117	0	117	6.38
118	122.88	118	0	118	0	118	29.09
119	34.95	119	0	119	0	119	1.68
120	52.07	120	0	120	0	120	25.6
121	76.2	121	0	121	0	121	50.15
122	136.95	122	0	122	0	122	28.05
123	135.49	123	0	123	0	123	6
124	55.9	124	0	124	0	124	8.78
125	60.37	125	0	125	0	125	49.25

Shop Expenditure

126	28	126	0	126	0	126	15
127	46.18	127	0	127	0	127	22.1
128	114.63	128	0	128	0	128	48.45
129	5.49	129	0	129	0	129	6.39
130	16.71	130	0	130	0	130	3.96
131	89.4	131	0	131	0	131	17.56
132	76.21	132	0	132	0	132	4.13
133	145.27	133	0	133	0	133	4
134	42.97	134	0	134	0	134	15.89
135	114.56	135	0	135	0	135	47.71
136	95.01	136	0	136	0	136	0
137	106.63	137	0	137	0	137	0
138	99.71	138	0	138	0	138	0
139	45.75	139	0	139	0	139	0
140	61.16	140	0	140	0	140	0
141	68.7	141	0	141	0	141	0
142	48.32	142	0	142	0	142	0
143	95.26	143	0	143	0	143	0
144	101.12	144	0	144	0	144	0
145	84.63	145	0	145	0	145	0
146	99.69	146	0	146	0	146	0
147	79.88	147	0	147	0	147	0
148	96.64	148	0	148	0	148	0
149	70.18	149	0	149	0	149	0
150	14.87	150	0	150	0	150	0
151	82.13	151	0	151	0	151	0
152	89.99	152	0	152	0	152	0
153	31.32	153	0	153	0	153	0
154	103.27	154	0	154	0	154	0
155	91.84	155	0	155	0	155	0
156	85.04	156	0	156	0	156	0
157	102.71	157	0	157	0	157	0
158	97.28	158	0	158	0	158	0
159	64.06	159	0	159	0	159	0
160	71.18	160	0	160	0	160	0
161	90.46	161	0	161	0	161	0
162	129.16	162	0	162	0	162	0
163	82.25	163	0	163	0	163	0
164	73.68	164	0	164	0	164	0
165	68.5	165	0	165	0	165	0
166	133.96	166	0	166	0	166	0
167	129.68	167	0	167	0	167	0
168	74.81	168	0	168	0	168	0
169	81.29	169	0	169	0	169	0
170	65.74	170	0	170	0	170	0
171	84.58	171	0	171	0	171	0

Shop Expenditure

172	112.86	172	0	172	0	172	0
173	107.62	173	0	173	0	173	0
174	82.23	174	0	174	0	174	0
175	102.55	175	0	175	0	175	0
176	78.99	176	0	176	0	176	0
177	83.5	177	0	177	0	177	0
178	92.16	178	0	178	0	178	0
179	107.44	179	0	179	0	179	0
180	109.35	180	0	180	0	180	0
181	117.53	181	0	181	0	181	0
182	73.73	182	0	182	0	182	0
183	7.78	183	0	183	0	183	0
184	80.1	184	0	184	0	184	0
185	62.35	185	0	185	0	185	0
186	35.6	186	0	186	0	186	0
187	71.49	187	0	187	0	187	0
188	117.53	188	0	188	0	188	0
189	64.82	189	0	189	0	189	0
190	119.93	190	0	190	0	190	0
191	38.82	191	0	191	0	191	0
192	98.18	192	0	192	0	192	0
193	91.04	193	0	193	0	193	0
194	103.6	194	0	194	0	194	0
195	108.88	195	0	195	0	195	0
196	79.64	196	0	196	0	196	0
197	105.51	197	0	197	0	197	0
198	91.23	198	0	198	0	198	0
199	111.78	199	0	199	0	199	0
200	34	200	0	200	0	200	0
201	82.49	201		201		201	0
202	105.86	202		202		202	0
203	112.7	203		203		203	0
204	79.32	204		204		204	0
205	125.88	205		205		205	0
206	81.3	206		206		206	0
207	118.32	207		207		207	0
208	128.97	208		208		208	0
209	47.77	209		209		209	0
210	83.01	210		210		210	0
211	108.5	211		211		211	0
212	50.95	212		212		212	0
213	126.88	213		213		213	0
214	58.29	214		214		214	0
215	55.11	215		215		215	0
216	122.95	216		216		216	0
217	129.47	217		217		217	0

Shop Expenditure

218	2.07	218		218		218	0
219	22.1	219		219		219	0
220	114.71	220		220		220	0
221	23.73	221		221		221	0
222	127.21	222		222		222	0
223	32.07	223		223		223	0
224	175.19	224		224		224	0
225	58.69	225		225		225	0
226	89.48	226		226		226	0
227	18.09	227		227		227	0
228	126.84	228		228		228	0
229	25.96	229		229		229	0
230	109.16	230		230		230	0
231	107.44	231		231		231	0
232	140.31	232		232		232	0
233	81.31	233		233		233	0
234	100.16	234		234		234	0
235	121.42	235		235		235	0
236	39.38	236		236		236	0
237	99.52	237		237		237	0
238	260.17	238		238		238	0
239	147.3	239		239		239	0
240	138.55	240		240		240	0
241	137.91	241		241		241	0
242	174.09	242		242		242	0
243	147.19	243		243		243	0
244	62.09	244		244		244	0
245	145.46	245		245		245	0
246	69.03	246		246		246	0
247	101.02	247		247		247	0
248	31.56	248		248		248	0
249	108.5	249		249		249	0
250	103.69	250		250		250	0
251	104.41	251		251		251	0
252	102.68	252		252		252	0
253	76.45	253		253		253	0
254	117.09	254		254		254	0
255	134.69	255		255		255	0
256	87.78	256		256		256	0
257	135.33	257		257		257	0
258	62.79	258		258		258	0
259	146.09	259		259		259	0
260	35.34	260		260		260	0
261	118.35	261		261		261	0
262	89.58	262		262		262	0
263	83.95	263		263		263	0

Shop Expenditure

264	44.83	264		264		264	0
265	173.57	265		265		265	0
266	148.64	266		266		266	0
267	160.54	267		267		267	0
268	102.78	268		268		268	0
269	33.48	269		269		269	0
270		270		270		270	0
271		271		271		271	0
272		272		272		272	0
273	0	273		273		273	0
274	0	274		274		274	0
275	0	275		275		275	0
276	0	276		276		276	0
277	0	277		277		277	0
278	0	278		278		278	0
279	0	279		279		279	0
280	0	280		280		280	0
281	0	281		281		281	0
282	0	282		282		282	0
283	0	283		283		283	0
284	0	284		284		284	0
285	0	285		285		285	0
286	0	286		286		286	0
287	0	287		287		287	0
288	0	288		288		288	0
289	0	289		289		289	0
290	0	290		290		290	0
291	0	291		291		291	0
292	0	292		292		292	0
293	0	293		293		293	0
294	0	294		294		294	0
295	0	295		295		295	0
296	0	296		296		296	0
297	0	297		297		297	0
298	0	298		298		298	0
299	0	299		299		299	0
300	0	300		300		300	0
301	0	301		301		301	0
302	0	302		302		302	0
303	0	303		303		303	0
304	0	304		304		304	0
305	0	305		305		305	0
306	0	306		306		306	0
307	0	307		307		307	0
308	0	308		308		308	0
309	0	309		309		309	0

Shop Expenditure

310	0	310		310		310	0
311	0	311		311		311	0
312	0	312		312		312	0
313	0	313		313		313	0
314	0	314		314		314	0
315	0	315		315		315	0
316	0	316		316		316	0
317	0	317		317		317	0
318	0	318		318		318	0
319	0	319		319		319	0
320	0	320		320		320	0
321	0	321		321		321	0
322	0	322		322		322	0
323	0	323		323		323	0
324	0	324		324		324	0
325	0	325		325		325	0
326	0	326		326		326	0
327	0	327		327		327	0
328	0	328		328		328	0
329	0	329		329		329	0
330	0	330		330		330	0
331	0	331		331		331	0
332	0	332		332		332	0
333	0	333		333		333	0
334	0	334		334		334	0
335	0	335		335		335	0
336	0	336		336		336	0
337	0	337		337		337	0
338	0	338		338		338	0
339	0	339		339		339	0
340	0	340		340		340	0
341	0	341		341		341	0
342	0	342		342		342	0
343	0	343		343		343	0
344	0	344		344		344	0
345	0	345		345		345	0
346	0	346		346		346	0
347	0	347		347		347	0
348	0	348		348		348	0
349	0	349		349		349	0
350	0	350		350		350	0
351	0	351		351		351	0
352	0	352		352		352	0
353	0	353		353		353	0
354	0	354		354		354	0
355	0	355		355		355	0

Shop Expenditure

356	0	356		356		356	0
357	0	357		357		357	0
358	0	358		358		358	0
359	0	359		359		359	0
360	0	360		360		360	0
361	0	361		361		361	0
362	0	362		362		362	0
363	0	363		363		363	0
364	0	364		364		364	0
365	0	365		365		365	0
366	0	366		366		366	0
367	0	367		367		367	0
368	0	368		368		368	0
369	0	369		369		369	0
370	0	370		370		370	0
371	0	371		371		371	0
372	0	372		372		372	0
373	0	373		373		373	0
374	0	374		374		374	0
375	0	375		375		375	0
376	0	376		376		376	0
377	0	377		377		377	0
378	0	378		378		378	0
379	0	379		379		379	0
380	0	380		380		380	0
381	0	381		381		381	0
382	0	382		382		382	0
383	0	383		383		383	0
384	0	384		384		384	0
385	0	385		385		385	0
386	0	386		386		386	0
387	0	387		387		387	0
388	0	388		388		388	0
389	0	389		389		389	0
390	0	390		390		390	0
391	0	391		391		391	0
392	0	392		392		392	0
393	0	393		393		393	0
394	0	394		394		394	0
395	0	395		395		395	0
396	0	396		396		396	0
397	0	397		397		397	0
398	0	398		398		398	0
399	0	399		399		399	0
400	0	400		400		400	0
401		401		401		401	

Shop Expenditure

402		402		402		402	
403		403		403		403	
404		404		404		404	
405		405		405		405	
406		406		406		406	
407		407		407		407	
408		408		408		408	
409		409		409		409	
410		410		410		410	
411		411		411		411	
412		412		412		412	
413		413		413		413	
414		414		414		414	
415		415		415		415	
416		416		416		416	
417		417		417		417	
418		418		418		418	
419		419		419		419	
420		420		420		420	
421		421		421		421	
422		422		422		422	
423		423		423		423	
424		424		424		424	
425		425		425		425	
426		426		426		426	
427		427		427		427	
428		428		428		428	
429		429		429		429	
430		430		430		430	
431		431		431		431	
432		432		432		432	
433		433		433		433	
434		434		434		434	
435		435		435		435	
436		436		436		436	
437		437		437		437	
438		438		438		438	
439		439		439		439	
440		440		440		440	
441		441		441		441	
442		442		442		442	
443		443		443		443	
444		444		444		444	
445		445		445		445	
446		446		446		446	
447		447		447		447	

Shop Expenditure

448		448		448		448	
449		449		449		449	
450		450		450		450	
451		451		451		451	
452		452		452		452	
453		453		453		453	
454		454		454		454	
455		455		455		455	
456		456		456		456	
457		457		457		457	
458		458		458		458	
459		459		459		459	
460		460		460		460	
461		461		461		461	
462		462		462		462	
463		463		463		463	
464		464		464		464	
465		465		465		465	
466		466		466		466	
467		467		467		467	
468		468		468		468	
469		469		469		469	
470		470		470		470	
471		471		471		471	
472		472		472		472	
473		473		473		473	
474		474		474		474	
475		475		475		475	
476		476		476		476	
477		477		477		477	
478		478		478		478	
479		479		479		479	
480		480		480		480	
481		481		481		481	
482		482		482		482	
483		483		483		483	
484		484		484		484	
485		485		485		485	
486		486		486		486	
487		487		487		487	
488		488		488		488	
489		489		489		489	
490		490		490		490	
491		491		491		491	
492		492		492		492	
493		493		493		493	

Shop Expenditure

494		494		494		494	
495		495		495		495	
496		496		496		496	
497		497		497		497	
498		498		498		498	
499		499		499		499	

Shop Expenditure

Num	Papers	Vat	Month No.	Sundries	Total
		114.28	9	0	0
			10	0	
	Total		11	0	
	103.05		12	0	
			1	0	
			2	0	
			3	0	
			4	0	
			5	0	
1	1.95		6	0	
2	15.65		7	0	
3	14.7		8	0	
4	6.9				
5	12.75				
6	12.85				
7	7.8				
8	10.8				
9	6.9				
10	12.75				
11	0				
12	0				
13	0				
14	0				
15	0				
16	0				
17	0				
18	0				
19	0				
20	0				
21	0				
22	0				
23	0				
24	0				
25	0				
26	0				
27	0				
28	0				
29	0				
30	0				
31	0				
32	0				
33	0				

Shop Expenditure

34	0				
35	0				
36	0				
37	0				
38	0				
39	0				
40	0				
41	0				
42	0				
43	0				
44	0				
45	0				
46	0				
47	0				
48	0				
49	0				
50	0				
51	0				
52	0				
53	0				
54	0				
55	0				
56	0				
57	0				
58	0				
59	0				
60	0				
61	0				
62	0				
63	0				
64	0				
65	0				
66	0				
67	0				
68	0				
69	0				
70	0				
71	0				
72	0				
73	0				
74	0				
75	0				
76	0				
77	0				
78	0				
79	0				

Shop Expenditure

80	0				
81	0				
82	0				
83	0				
84	0				
85	0				
86	0				
87	0				
88	0				
89	0				
90	0				
91	0				
92	0				
93	0				
94	0				
95	0				
96	0				
97	0				
98	0				
99	0				
100	0				
101	0				
102	0				
103	0				
104	0				
105	0				
106	0				
107	0				
108	0				
109	0				
110	0				
111	0				
112	0				
113	0				
114	0				
115	0				
116	0				
117	0				
118	0				
119	0				
120	0				
121	0				
122	0				
123	0				
124	0				
125	0				

Shop Expenditure

126	0				
127	0				
128	0				
129	0				
130	0				
131	0				
132	0				
133	0				
134	0				
135	0				
136	0				
137	0				
138	0				
139	0				
140	0				
141	0				
142	0				
143	0				
144	0				
145	0				
146	0				
147	0				
148	0				
149	0				
150	0				
151	0				
152	0				
153	0				
154	0				
155	0				
156	0				
157	0				
158	0				
159	0				
160	0				
161	0				
162	0				
163	0				
164	0				
165	0				
166	0				
167	0				
168	0				
169	0				
170	0				
171	0				

Shop Expenditure

172	0				
173	0				
174	0				
175	0				
176	0				
177	0				
178	0				
179	0				
180	0				
181	0				
182	0				
183	0				
184	0				
185	0				
186	0				
187	0				
188	0				
189	0				
190	0				
191	0				
192	0				
193	0				
194	0				
195	0				
196	0				
197	0				
198	0				
199	0				
200	0				
201	0				
202	0				
203	0				
204	0				
205	0				
206	0				
207	0				
208	0				
209	0				
210	0				
211	0				
212	0				
213	0				
214	0				
215	0				
216	0				
217	0				

Shop Expenditure

218	0				
219	0				
220	0				
221	0				
222	0				
223	0				
224	0				
225	0				
226	0				
227	0				
228	0				
229	0				
230	0				
231	0				
232	0				
233	0				
234	0				
235	0				
236	0				
237	0				
238	0				
239	0				
240	0				
241	0				
242	0				
243	0				
244	0				
245	0				
246	0				
247	0				
248	0				
249	0				
250	0				
251	0				
252	0				
253	0				
254	0				
255	0				
256	0				
257	0				
258	0				
259	0				
260	0				
261	0				
262	0				
263	0				

Shop Expenditure

264	0				
265	0				
266	0				
267	0				
268	0				
269	0				
270	0				
271	0				
272	0				
273	0				
274	0				
275	0				
276	0				
277	0				
278	0				
279	0				
280	0				
281	0				
282	0				
283	0				
284	0				
285	0				
286	0				
287	0				
288	0				
289	0				
290	0				
291	0				
292	0				
293	0				
294	0				
295	0				
296	0				
297	0				
298	0				
299	0				
300	0				
301	0				
302	0				
303	0				
304	0				
305	0				
306	0				
307	0				
308	0				
309	0				

Shop Expenditure

310	0				
311	0				
312	0				
313	0				
314	0				
315	0				
316	0				
317	0				
318	0				
319	0				
320	0				
321	0				
322	0				
323	0				
324	0				
325	0				
326	0				
327	0				
328	0				
329	0				
330	0				
331	0				
332	0				
333	0				
334	0				
335	0				
336	0				
337	0				
338	0				
339	0				
340	0				
341	0				
342	0				
343	0				
344	0				
345	0				
346	0				
347	0				
348	0				
349	0				
350	0				
351	0				
352	0				
353	0				
354	0				
355	0				

Shop Expenditure

356	0				
357	0				
358	0				
359	0				
360	0				
361	0				
362	0				
363	0				
364	0				
365	0				
366	0				
367	0				
368	0				
369	0				
370	0				
371	0				
372	0				
373	0				
374	0				
375	0				
376	0				
377	0				
378	0				
379	0				
380	0				
381	0				
382	0				
383	0				
384	0				
385	0				
386	0				
387	0				
388	0				
389	0				
390	0				
391	0				
392	0				
393	0				
394	0				
395	0				
396	0				
397	0				
398	0				
399	0				
400	0				
401					

Shop Expenditure

402						
403						
404						
405						
406						
407						
408						
409						
410						
411						
412						
413						
414						
415						
416						
417						
418						
419						
420						
421						
422						
423						
424						
425						
426						
427						
428						
429						
430						
431						
432						
433						
434						
435						
436						
437						
438						
439						
440						
441						
442						
443						
444						
445						
446						
447						

Shop Expenditure

448						
449						
450						
451						
452						
453						
454						
455						
456						
457						
458						
459						
460						
461						
462						
463						
464						
465						
466						
467						
468						
469						
470						
471						
472						
473						
474						
475						
476						
477						
478						
479						
480						
481						
482						
483						
484						
485						
486						
487						
488						
489						
490						
491						
492						
493						

Shop Expenditure

494						
495						
496						
497						
498						
499						

Shop Expenditure

	2010						
	Num	Macro	Num	Bookers	Num	Costco	Num
		Total		Total		Total	
		31789.67		2410.39		11991.18	
	1	55.22	1	69.62	1	20.02	1
	2	22	2	54.3	2	95.95	2
	3	31.1	3	18.42	3	106.06	3
	4	73.8	4	5.4	4	102.61	4
	5	41.03	5	57.52	5	49.26	5
	6	28.66	6	12.36	6	140.5	6
	7	108.35	7	7.35	7	121.19	7
	8	76.56	8	23.93	8	129.09	8
	9	18.09	9	9.95	9	73.85	9
	10	78.82	10	31.41	10	189.72	10
	11	29.54	11	6.75	11	286.78	11
	12	95.93	12	22.94	12	36.11	12
	13	37.05	13	6.75	13	153.13	13
	14	63.79	14	6.65	14	139.06	14
	15	28.86	15	4.53	15	151.62	15
	16	21.6	16	239.26	16	93.13	16
	17	73.45	17	7.63	17	92.83	17
	18	9.79	18	213.07	18	269.07	18
	19	29.49	19	5.63	19	71.58	19
	20	10.98	20	2.33	20	60.06	20
	21	52.58	21	24.66	21	89.87	21
	22	25.12	22	37.05	22	453.64	22
	23	15.84	23	9.35	23	118.39	23
	24	22.8	24	110.96	24	178.73	24
	25	12.79	25	35.88	25	104.08	25
	26	23.49	26	54.78	26	179.72	26
	27	65.71	27	5.4	27	104.84	27
	28	59.87	28	155.01	28	91.07	28
	29	12.91	29	30.64	29	156.88	29
	30	71.89	30	4.05	30	87.23	30
	31	40.54	31	20.84	31	190.73	31
	32	26.4	32	9.58	32	147.32	32
	33	22.81	33	19.1	33	244.76	33

Shop Expenditure

	34	37.85	34	62.18	34	278.84	34
	35	9.96	35	10.88	35	193.77	35
	36	33.45	36	1.35	36	292.2	36
	37	75.1	37	52.61	37	249.04	37
	38	54.38	38	37.03	38	251.69	38
	39	78.37	39	20.16	39	124.02	39
	40	27.55	40	22.12	40	202.53	40
	41	46.76	41	10.8	41	167.87	41
	42	41.01	42	37.93	42	263.65	42
	43	20.94	43	9.73	43	245.77	43
	44	41.12	44	44.91	44	271.79	44
	45	52.09	45	23.59	45	103.21	45
	46	220.1	46	26.05	46	244.19	46
	47	66.35	47	26.07	47	454.63	47
	48	88.11	48	13.05	48	167.9	48
	49	47.43	49	21.4	49	327.68	49
	50	80.5	50	47.54	50	127.21	50
	51	25.78	51	24.95	51	5	51
	52	30.67	52	35.23	52	152.49	52
	53	33.31	53	57.35	53	76.23	53
	54	14.74	54	49.65	54	70.72	54
	55	32.3	55	31.76	55	190.26	55
	56	16.07	56	51.68	56	132.32	56
	57	12	57	37.71	57	152.96	57
	58	19.9	58	37.85	58	147.09	58
	59	77.1	59	21.29	59	170.76	59
	60	77.25	60	28.14	60	135.27	60
	61	18.76	61	23.36	61	93.38	61
	62	58.67	62	75.94	62	450.56	62
	63	18.01	63	69.34	63	125.55	63
	64	46.98	64	75.64	64	232	64
	65	39.06	65	0	65	89.17	65
	66	105.74	66	0	66	292.51	66
	67	11.68	67	0	67	185.92	67
	68	29.36	68	0	68	245.65	68
	69	21.92	69	0	69	113.27	69
	70	15.37	70	0	70	122.86	70
	71	0.24	71	0	71	157.23	71
	72	29.93	72	0	72	155.11	72
	73	19.32	73	0	73	0	73
	74	60.79	74	0	74	0	74
	75	38.92	75	0	75	0	75
	76	29.9	76	0	76	0	76
	77	40.35	77	0	77	0	77
	78	32.35	78	0	78	0	78
	79	85.89	79	0	79	0	79

Shop Expenditure

	80	54.29	80	0	80	0	80
	81	27.82	81	0	81	0	81
	82	41.59	82	0	82	0	82
	83	15.71	83	0	83	0	83
	84	43.85	84	0	84	0	84
	85	50.45	85	0	85	0	85
	86	25.2	86	0	86	0	86
	87	24.41	87	0	87	0	87
	88	60.2	88	0	88	0	88
	89	42.14	89	0	89	0	89
	90	49.61	90	0	90	0	90
	91	71.38	91	0	91	0	91
	92	48.97	92	0	92	0	92
	93	48.02	93	0	93	0	93
	94	87	94	0	94	0	94
	95	89.65	95	0	95		95
	96	59.58	96	0	96	0	96
	97	160	97	0	97	0	97
	98	37.41	98	0	98	0	98
	99	31.82	99	0	99	0	99
	100	10.56	100	0	100	0	100
	101	27.25		0		0	101
	102	21.08		0		0	102
	103	87.46		0		0	103
	104	10.68		0		0	104
	105	29.46		0		0	105
	106	34.72		0		0	106
	107	97.37		0		0	107
	108	47.34		0		0	108
	109	57.32		0			109
	110	38.88		0			110
	111	56.17		0			111
	112	27.32		0			112
	113	32.94		0			113
	114	20.71		0			114
	115	74.68		0			115
	116	77.09					116
	117	18.23					117
	118	96.8					118
	119	21.94					119
	120	6.9					120
	121	39.06					121
	122	2.8					122
	123	65.32					123
	124	55					124
	125	66					125

Shop Expenditure

126	55.93				126
127	85				127
128	16.92				128
129	23.04				129
130	92.57				130
131	45.77				131
132	15.92				132
133	6.9				133
134	117				134
135	135.5				135
136	12.54				136
137	88.52				137
138	190.94				138
139	22.61				139
140	37.39				140
141	44.16				141
142	44.9				142
143	49.14				143
144	880.66				144
145	59.17				145
146	15.3				146
147	39.17				147
148	96.96				148
149	93.99				149
150	95.01				150
151	24.4				151
152	24				152
153	45.68				153
154	43.05				154
155	53.6				155
156	2.75				156
157	92.37				157
158	183.53				158
159	127.83				159
160	103.84				160
161	91.11				161
162	112.71				162
163	107.05				163
164	102.85				164
165	61.53				165
166	64.81				166
167	38.17				167
168	63.55				168
169	58.64				169
170	54.83				170
171	164.5				171

Shop Expenditure

172	987				172
173	65.59				173
174	69.81				174
175	72.83				175
176	65.51				176
177	53.37				177
178	72.03				178
179	113.11				179
180	109.12				180
181	102.48				181
182	32.74				182
183	4.99				183
184	131.26				184
185	534.57				185
186	23.48				186
187	140.96				187
188	67.87				188
189	5.56				189
190	129.93				190
191	83.07				191
192	110.26				192
193	123.61				193
194	130.36				194
195	29.36				195
196	193.63				196
197	46.75				197
198	152.78				198
199	106.76				199
200	79.77				200
201	535				201
202	140.26				202
203	77.29				203
204	147.36				204
205	153.53				205
206	95				206
207	95.52				207
208	9.35				208
209	178.09				209
210	112.77				210
211	136.52				211
212	174.46				212
213	103.41				213
214	113.67				214
215	139.39				215
216	148.65				216
217	172.93				217

Shop Expenditure

218	186.4				218
219	81.56				219
220	54.52				220
221	76.32				221
222	136.89				222
223	106.39				223
224	154.08				224
225	108.91				225
226	147.98				226
227	126.32				227
228	112.35				228
229	115.35				229
230	163.36				230
231	111.11				231
232	465.3				232
233	179.1				233
234	123.27				234
235	133.65				235
236	16.44				236
237	200.1				237
238	104.35				238
239	179.03				239
240	4.75				240
241	131.19				241
242	345.34				242
243	121.41				243
244	116.12				244
245	118.02				245
246	118.52				246
247	10.06				247
248	99.71				248
249	84.12				249
250	135.28				250
251	7.98				251
252	125.76				252
253	190.79				253
254	329				254
255	183.22				255
256	154.58				256
257	84.74				257
258	3.99				258
259	164.5				259
260	160.85				260
261	217.71				261
262	119.67				262
263	193.25				263

Shop Expenditure

264	35.3				264
265	219.82				265
266	67.05				266
267	125.25				267
268	113.56				268
269	185.09				269
270	192.98				270
271	188.81				271
272	63				272
273	77.74				273
274	222.24				274
275	112				275
276	19.59				276
277	134.12				277
278	160.71				278
279	352.49				279
280	81.61				280
281	150.29				281
282	233.38				282
283	124.64				283
284	51.83				284
285	75.68				285
286	244.07				286
287	41.72				287
288	74.61				288
289	13.71				289
290	94.22				290
291	6.73				291
292	153.18				292
293	175.29				293
294	152.69				294
295	141.08				295
296	135.3				296
297	110.22				297
298	18.78				298
299	119.39				299
300	5.15				300
301	71.54				301
302	89.65				302
303	704.93				303
304	120.4				304
305	194.87				305
306	93.57				306
307	149.23				307
308	86.38				308
309	126.7				309

Shop Expenditure

	310	118.75					310
	311	106.53					311
	312	51.65					312
	313	56.49					313
	314	18.33					314
	315	18.79					315
	316	120.67					316
	317	173.08					317
	318	141.54					318
	319	101.69					319
	320	61.92					320
	321	58.66					321
	322	88.55					322
	323	64.27					323
	324	94.36					324
	325	11.73					325
	326	114.21					326
	327	102.48					327
	328	199.07					328
	329	126.52					329
	330	148.87					330
	331	174.41					331
	332	12.24					332
	333	138.57					333
	334	65.28					334
	335	123.42					335
	336	136.44					336
	337	36.47					337
	338	164.5					338
	339	95.08					339
	340	88.27					340
	341	145.02					341
	342	151.79					342
	343	66.05					343
	344						344
	345						345
	346						346
	347						347
	348						348
	349						349
	350						350
	351						351
	352						352
	353						353
	354						354
	355						355

Shop Expenditure

	356						356
	357						357
	358						358
	359						359
	360						360
	361						361
	362						362
	363						363
	364						364
	365						365
	366						366
	367						367
	368						368
	369						369
	370						370
	371						371
	372						372
	373						373
	374						374
	375						375
	376						376
	377						377
	378						378
	379						379
	380						380
	381						381
	382						382
	383						383
	384						384
	385						385
	386						386
	387						387
	388						388
	389						389
	390						390
	391						391
	392						392
	393						393
	394						394
	395						395
	396						396
	397						397
	398						398
	399						399
	400						400
	401						401

Shop Expenditure

	402					402
	403					403
	404					404
	405					405
	406					406
	407					407
	408					408
	409					409
	410					410
	411					411
	412					412
	413					413
	414					414
	415					415
	416					416
	417					417
	418					418
	419					419
	420					420
	421					421
	422					422
	423					423
	424					424
	425					425
	426					426
	427					427
	428					428
	429					429
	430					430
	431					431
	432					432
	433					433
	434					434
	435					435
	436					436
	437					437
	438					438
	439					439
	440					440
	441					441
	442					442
	443					443
	444					444
	445					445
	446					446
	447					447

Shop Expenditure

	448					448
	449					449
	450					450
	451					451
	452					452
	453					453
	454					454
	455					455
	456					456
	457					457
	458					458
	459					459
	460					460
	461					461
	462					462
	463					463
	464					464
	465					465
	466					466
	467					467
	468					468
	469					469
	470					470
	471					471
	472					472
	473					473
	474					474
	475					475
	476					476
	477					477
	478					478
	479					479
	480					480
	481					481
	482					482
	483					483
	484					484
	485					485
	486					486
	487					487
	488					488
	489					489
	490					490
	491					491
	492					492
	493					493

Shop Expenditure

	494						494
	495						495
	496						496
	497						497
	498						498
	499						499

Shop Expenditure

				2012			
Sundries	Num	Papers		Num	Macro	Num	Bookers
Total		Total			Total		Total
4272.88		228.61			424.78		147.94
13.86	1	17.49		1	78.88	1	18.73
36.97	2	17.49		2	98.55	2	12.98
15.13	3	17.19		3	136.06	3	35.17
28	4	17.19		4	33.48	4	15.74
35.88	5	17.49		5	77.81	5	32.74
11.99	6	17.49		6	0	6	32.58
17.82	7	14.51		7	0	7	0
5.94	8	10.45		8	0	8	0
9.9	9	17.49		9	0	9	0
249.9	10	17.19		10	0	10	0
10.81	11	16.98		11	0	11	0
13.86	12	16.98		12	0	12	0
43	13	13.18		13	0	13	0
2.12	14	17.49		14	0	14	0
3.47	15	17.19		15	0	15	0
20	16	17.19		16	0	16	0
2.18	17	17.44		17	0	17	0
2.18	18	17.49		18	0	18	0
2.5	19	17.49		19	0	19	0
2.18	20	17.49		20	0	20	0
2.18	21	17.19		21	0	21	0
0.69	22	0		22	0	22	0
11.17	23	0		23	0	23	0
3.96	24	0		24	0	24	0
2.18	25	0		25	0	25	0
2	26	0		26	0	26	0
4	27	0		27	0	27	0
4	28	0		28	0	28	0
4.27	29	0		29	0	29	0
2.18	30	0		30	0	30	0
2	31	0		31	0	31	0
2	32	0		32	0	32	0
5	33	0		33	0	33	0

Shop Expenditure

1.09	34	0	34	0	34	0
2	35	0	35	0	35	0
2	36	0	36	0	36	0
4	37	0	37	0	37	0
2	38	0	38	0	38	0
1.5	39	0	39	0	39	0
4	40	0	40	0	40	0
1.09	41	0	41	0	41	0
2.75	42	0	42	0	42	0
4	43	0	43	0	43	0
1	44	0	44	0	44	0
4.5	45	0	45	0	45	0
4.5	46	0	46	0	46	0
2	47	0	47	0	47	0
1.5	48	0	48	0	48	0
2	49	0	49	0	49	0
5.37	50	0	50	0	50	0
5	51	0	51	0	51	0
3	52	0	52	0	52	0
4.5	53	0	53	0	53	0
5	54	0	54	0	54	0
3	55	0	55	0	55	0
1	56	0	56	0	56	0
6	57	0	57	0	57	0
0.45	58	0	58	0	58	0
4.36	59	0	59	0	59	0
3.57	60	0	60	0	60	0
4.95	61	0	61	0	61	0
4.14	62	0	62	0	62	0
6.9	63	0	63	0	63	0
4.95	64	0	64	0	64	0
6.9	65	0	65	0	65	0
5.96	66	0	66	0	66	0
4.47	67	0	67	0	67	0
1	68	0	68	0	68	0
2.98	69	0	69	0	69	0
10	70	0	70	0	70	0
1.98	71	0	71	0	71	0
5.94	72	0	72	0	72	0
9	73	0	73	0	73	0
22	74	0	74	0	74	0
17.82	75	0	75	0	75	0
101.52	76	0	76	0	76	0
84.6	77	0	77	0	77	0
97.11	78	0	78	0	78	0
101.2	79	0	79	0	79	0

Shop Expenditure

3.43	80	0	80	0	80	0
18.51	81	0	81	0	81	0
100	82	0	82	0	82	0
42.62	83	0	83	0	83	0
37.04	84	0	84	0	84	0
15	85	0	85	0	85	0
4.31	86	0	86	0	86	0
3.9	87	0	87	0	87	0
9.51	88	0	88	0	88	0
105.64	89	0	89	0	89	0
16.47	90	0	90	0	90	0
10.42	91	0	91	0	91	0
7.5	92	0	92	0	92	0
23.65	93	0	93	0	93	0
29.74	94	0	94	0	94	0
184.15	95	0	95	0	95	0
48.06	96	0	96	0	96	0
6	97	0	97	0	97	0
10.92	98	0	98	0	98	0
29.23	99	0	99	0	99	0
8	100	0	100	0	100	0
9.9			101	0	101	0
8			102	0	102	0
8			103	0	103	0
23.76			104	0	104	0
5.16			105	0	105	0
27.88			106	0	106	0
13.72			107	0	107	0
6.94			108	0	108	0
12.96			109	0	109	0
9			110	0	110	0
7.92			111	0	111	0
36.48			112	0	112	0
134.91			113	0	113	0
74.24			114	0	114	0
109.94			115	0	115	0
139.96			116	0	116	0
7.12			117	0	117	0
169.95			118	0	118	0
14			119	0	119	0
1.83			120	0	120	0
12.86			121	0	121	0
3			122	0	122	0
3			123	0	123	0
6			124	0	124	0
4.5			125	0	125	0

Shop Expenditure

2.2			126	0	126	0
3			127	0	127	0
3.96			128	0	128	0
12.99			129	0	129	0
7.74			130	0	130	0
5.67			131	0	131	0
19.98			132	0	132	0
8			133	0	133	0
63.65			134	0	134	0
3.5			135	0	135	0
12			136	0	136	0
3.96			137	0	137	0
4.95			138	0	138	0
27			139	0	139	0
46.54			140	0	140	0
76.73			141	0	141	0
7.91			142	0	142	0
15.67			143	0	143	0
18.21			144	0	144	0
26.53			145	0	145	0
10			146	0	146	0
2.17			147	0	147	0
11.34			148	0	148	0
14.88			149	0	149	0
195.88			150	0	150	0
10.97			151	0	151	0
49.8			152	0	152	0
14.42			153	0	153	0
9.92			154	0	154	0
2.18			155	0	155	0
14.75			156	0	156	0
7.92			157	0	157	0
4.95			158	0	158	0
1.98			159	0	159	0
9.9			160	0	160	0
9.9			161	0	161	0
2.57			162	0	162	0
189.95			163	0	163	0
41.94			164	0	164	0
6			165	0	165	0
4.25			166	0	166	0
2			167	0	167	0
4.5			168	0	168	0
3.3			169	0	169	0
2.16			170	0	170	0
1			171	0	171	0

Shop Expenditure

2			172	0	172	0
1.5			173	0	173	0
9.55			174	0	174	0
6.1			175	0	175	0
4.8			176	0	176	0
6			177	0	177	0
3.75			178	0	178	0
4			179	0	179	0
4.95			180	0	180	0
3.94			181	0	181	0
4.95			182	0	182	0
2.37			183	0	183	0
3.96			184	0	184	0
9.9			185	0	185	0
6.97			186	0	186	0
0.5			187	0	187	0
5			188	0	188	0
2.2			189	0	189	0
2.2			190	0	190	0
2.99			191	0	191	0
14.85			192	0	192	0
9.9			193	0	193	0
3.96			194	0	194	0
5			195	0	195	0
5			196	0	196	0
33.94			197	0	197	0
13.26			198	0	198	0
2			199	0	199	0
3.96		400	200	0	200	0
6.34		401	201	0	201	
5.92		402	202	0	202	
3		403	203	0	203	
60		404	204	0	204	
46.99		405	205	0	205	
16		406	206	0	206	
9.9		407	207	0	207	
12.46		408	208	0	208	
11.84		409	209	0	209	
11		410	210	0	210	
4.36		411	211	0	211	
5.94		412	212	0	212	
11.88		413	213	0	213	
3		414	214	0	214	
2.5		415	215	0	215	
7		416	216	0	216	
7.65		417	217	0	217	

Shop Expenditure

2.5		418		218	0	218	
5		419		219	0	219	
3		420		220	0	220	
5.75		421		221	0	221	
10		422		222	0	222	
6.46		423		223	0	223	
7		424		224	0	224	
3		425		225	0	225	
13		426		226	0	226	
15.1		427		227	0	227	
3.6		428		228	0	228	
2.2		429		229	0	229	
3.3		430		230	0	230	
3.45		431		231	0	231	
6		432		232	0	232	
5		433		233	0	233	
4.95		434		234	0	234	
7.93		435		235	0	235	
5		436		236	0	236	
5.56		437		237	0	237	
9		438		238	0	238	
28.93		439		239	0	239	
4.49		440		240	0	240	
7		441		241	0	241	
11		442		242	0	242	
4.95		443		243	0	243	
3.96		444		244	0	244	
4		445		245	0	245	
4.95		446		246	0	246	
3.96		447		247	0	247	
3.96		448		248	0	248	
4		449		249	0	249	
1.55		450		250	0	250	
12		451		251	0	251	
32.4		452		252	0	252	
11.33		453		253	0	253	
3.99		454		254	0	254	
3.96		455		255	0	255	
4.06		456		256	0	256	
1.98		457		257	0	257	
3.96		458		258	0	258	
5.94		459		259	0	259	
6.93		460		260	0	260	
4.95		461		261	0	261	
3.54		462		262	0	262	
5		463		263	0	263	

Shop Expenditure

3.96		464	264	0	264
2.97		465	265	0	265
3.96		466	266	0	266
3.27		467	267	0	267
1.98		468	268	0	268
3.96		469	269	0	269
5		470	270	0	270
9		471	271	0	271
1.98		472	272	0	272
5.94		473	273	0	273
9.9		474	274	0	274
2.1		475	275	0	275
0.99		476	276	0	276
2.97		477	277	0	277
1.98		478	278	0	278
2.98		479	279	0	279
4		480	280	0	280
2.42		481	281	0	281
3.96		482	282	0	282
4.95		483	283	0	283
3.96		484	284	0	284
6.93		485	285	0	285
5.94		486	286	0	286
5.94		487	287	0	287
5.1		488	288	0	288
0.99		489	289	0	289
7.92		490	290	0	290
2.99		491	291	0	291
1.3		492	292	0	292
3.96		493	293	0	293
3.96		494	294	0	294
3.78		495	295	0	295
5.94		496	296	0	296
1.98		497	297	0	297
3.96		498	298	0	298
0.98		499	299	0	299
5.94			300	0	300
3.96			301	0	301
5.94			302	0	302
3.56			303	0	303
5.04			304	0	304
1.78			305	0	305
7.92			306	0	306
3.96			307	0	307
3.96			308	0	308
4.95			309	0	309

Shop Expenditure

5			310	0	310
2			311	0	311
0.97			312	0	312
4.77			313	0	313
17.99			314	0	314
43			315	0	315
14.86			316	0	316
2.97			317	0	317
14.7			318	0	318
12			319	0	319
9.46			320	0	320
5.94			321	0	321
6.54			322	0	322
9.9			323	0	323
6.73			324	0	324
8			325	0	325
10.9			326	0	326
3.96			327	0	327
4.95			328	0	328
4			329	0	329
81.35			330	0	330
94.35			331	0	331
70.88			332	0	332
133.64			333	0	333
53.04			334	0	334
35.68			335	0	335
350.15			336	0	336
82.27			337	0	337
54.79			338	0	338
56.23			339	0	339
54.54			340	0	340
1.48			341	0	341
2			342	0	342
			343	0	343
			344	0	344
			345	0	345
			346	0	346
			347	0	347
			348	0	348
			349	0	349
			350	0	350
			351	0	351
			352	0	352
			353	0	353
			354	0	354
			355	0	355

Shop Expenditure

			356	0	356
			357	0	357
			358	0	358
			359	0	359
			360	0	360
			361	0	361
			362	0	362
			363	0	363
			364	0	364
			365	0	365
			366	0	366
			367	0	367
			368	0	368
			369	0	369
			370	0	370
			371	0	371
			372	0	372
			373	0	373
			374	0	374
			375	0	375
			376	0	376
			377	0	377
			378	0	378
			379	0	379
			380	0	380
			381	0	381
			382	0	382
			383	0	383
			384	0	384
			385	0	385
			386	0	386
			387	0	387
			388	0	388
			389	0	389
			390	0	390
			391	0	391
			392	0	392
			393	0	393
			394	0	394
			395	0	395
			396	0	396
			397	0	397
			398	0	398
			399	0	399
			400	0	400
			401		401

Shop Expenditure

				402		402	
				403		403	
				404		404	
				405		405	
				406		406	
				407		407	
				408		408	
				409		409	
				410		410	
				411		411	
				412		412	
				413		413	
				414		414	
				415		415	
				416		416	
				417		417	
				418		418	
				419		419	
				420		420	
				421		421	
				422		422	
				423		423	
				424		424	
				425		425	
				426		426	
				427		427	
				428		428	
				429		429	
				430		430	
				431		431	
				432		432	
				433		433	
				434		434	
				435		435	
				436		436	
				437		437	
				438		438	
				439		439	
				440		440	
				441		441	
				442		442	
				443		443	
				444		444	
				445		445	
				446		446	
				447		447	

Shop Expenditure

				448		448	
				449		449	
				450		450	
				451		451	
				452		452	
				453		453	
				454		454	
				455		455	
				456		456	
				457		457	
				458		458	
				459		459	
				460		460	
				461		461	
				462		462	
				463		463	
				464		464	
				465		465	
				466		466	
				467		467	
				468		468	
				469		469	
				470		470	
				471		471	
				472		472	
				473		473	
				474		474	
				475		475	
				476		476	
				477		477	
				478		478	
				479		479	
				480		480	
				481		481	
				482		482	
				483		483	
				484		484	
				485		485	
				486		486	
				487		487	
				488		488	
				489		489	
				490		490	
				491		491	
				492		492	
				493		493	

Shop Expenditure

				494		494	
				495		495	
				496		496	
				497		497	
				498		498	
				499		499	

Shop Expenditure

Num	Costco	Num	Sundries	Num	Papers	2013
						Num
	Total		Total		Total	
	0		70.64		6	
1	0	1	29.6	1	6	1
2	0	2	4	2	0	2
3	0	3	4	3	0	3
4	0	4	5	4	0	4
5	0	5	28.04	5	0	5
6	0	6	0	6	0	6
7	0	7	0	7	0	7
8	0	8	0	8	0	8
9	0	9	0	9	0	9
10	0	10	0	10	0	10
11	0	11	0	11	0	11
12	0	12	0	12	0	12
13	0	13	0	13	0	13
14	0	14	0	14	0	14
15	0	15	0	15	0	15
16	0	16	0	16	0	16
17	0	17	0	17	0	17
18	0	18	0	18	0	18
19	0	19	0	19	0	19
20	0	20	0	20	0	20
21	0	21	0	21	0	21
22	0	22	0	22	0	22
23	0	23	0	23	0	23
24	0	24	0	24	0	24
25	0	25	0	25	0	25
26	0	26	0	26	0	26
27	0	27	0	27	0	27
28	0	28	0	28	0	28
29	0	29	0	29	0	29
30	0	30	0	30	0	30
31	0	31	0	31	0	31
32	0	32	0	32	0	32
33	0	33	0	33	0	33

Shop Expenditure

34	0	34	0	34	0	34
35	0	35	0	35	0	35
36	0	36	0	36	0	36
37	0	37	0	37	0	37
38	0	38	0	38	0	38
39	0	39	0	39	0	39
40	0	40	0	40	0	40
41	0	41	0	41	0	41
42	0	42	0	42	0	42
43	0	43	0	43	0	43
44	0	44	0	44	0	44
45	0	45	0	45	0	45
46	0	46	0	46	0	46
47	0	47	0	47	0	47
48	0	48	0	48	0	48
49	0	49	0	49	0	49
50	0	50	0	50	0	50
51	0	51	0	51	0	51
52	0	52	0	52	0	52
53	0	53	0	53	0	53
54	0	54	0	54	0	54
55	0	55	0	55	0	55
56	0	56	0	56	0	56
57	0	57	0	57	0	57
58	0	58	0	58	0	58
59	0	59	0	59	0	59
60	0	60	0	60	0	60
61	0	61	0	61	0	61
62	0	62	0	62	0	62
63	0	63	0	63	0	63
64	0	64	0	64	0	64
65	0	65	0	65	0	65
66	0	66	0	66	0	66
67	0	67	0	67	0	67
68	0	68	0	68	0	68
69	0	69	0	69	0	69
70	0	70	0	70	0	70
71	0	71	0	71	0	71
72	0	72	0	72	0	72
73	0	73	0	73	0	73
74	0	74	0	74	0	74
75	0	75	0	75	0	75
76	0	76	0	76	0	76
77	0	77	0	77	0	77
78	0	78	0	78	0	78
79	0	79	0	79	0	79

Shop Expenditure

80	0	80	0	80	0	80
81	0	81	0	81	0	81
82	0	82	0	82	0	82
83	0	83	0	83	0	83
84	0	84	0	84	0	84
85	0	85	0	85	0	85
86	0	86	0	86	0	86
87	0	87	0	87	0	87
88	0	88	0	88	0	88
89	0	89	0	89	0	89
90	0	90	0	90	0	90
91	0	91	0	91	0	91
92	0	92	0	92	0	92
93	0	93	0	93	0	93
94	0	94	0	94	0	94
95	0	95	0	95	0	95
96	0	96	0	96	0	96
97	0	97	0	97	0	97
98	0	98	0	98	0	98
99	0	99	0	99	0	99
100	0	100	0	100	0	100
101	0	101	0	101	0	101
102	0	102	0	102	0	102
103	0	103	0	103	0	103
104	0	104	0	104	0	104
105	0	105	0	105	0	105
106	0	106	0	106	0	106
107	0	107	0	107	0	107
108	0	108	0	108	0	108
109	0	109	0	109	0	109
110	0	110	0	110	0	110
111	0	111	0	111	0	111
112	0	112	0	112	0	112
113	0	113	0	113	0	113
114	0	114	0	114	0	114
115	0	115	0	115	0	115
116	0	116	0	116	0	116
117	0	117	0	117	0	117
118	0	118	0	118	0	118
119	0	119	0	119	0	119
120	0	120	0	120	0	120
121	0	121	0	121	0	121
122	0	122	0	122	0	122
123	0	123	0	123	0	123
124	0	124	0	124	0	124
125	0	125	0	125	0	125

Shop Expenditure

126	0	126	0	126	0	126
127	0	127	0	127	0	127
128	0	128	0	128	0	128
129	0	129	0	129	0	129
130	0	130	0	130	0	130
131	0	131	0	131	0	131
132	0	132	0	132	0	132
133	0	133	0	133	0	133
134	0	134	0	134	0	134
135	0	135	0	135	0	135
136	0	136	0	136	0	136
137	0	137	0	137	0	137
138	0	138	0	138	0	138
139	0	139	0	139	0	139
140	0	140	0	140	0	140
141	0	141	0	141	0	141
142	0	142	0	142	0	142
143	0	143	0	143	0	143
144	0	144	0	144	0	144
145	0	145	0	145	0	145
146	0	146	0	146	0	146
147	0	147	0	147	0	147
148	0	148	0	148	0	148
149	0	149	0	149	0	149
150	0	150	0	150	0	150
151	0	151	0	151	0	151
152	0	152	0	152	0	152
153	0	153	0	153	0	153
154	0	154	0	154	0	154
155	0	155	0	155	0	155
156	0	156	0	156	0	156
157	0	157	0	157	0	157
158	0	158	0	158	0	158
159	0	159	0	159	0	159
160	0	160	0	160	0	160
161	0	161	0	161	0	161
162	0	162	0	162	0	162
163	0	163	0	163	0	163
164	0	164	0	164	0	164
165	0	165	0	165	0	165
166	0	166	0	166	0	166
167	0	167	0	167	0	167
168	0	168	0	168	0	168
169	0	169	0	169	0	169
170	0	170	0	170	0	170
171	0	171	0	171	0	171

Shop Expenditure

172	0	172	0	172	0	172
173	0	173	0	173	0	173
174	0	174	0	174	0	174
175	0	175	0	175	0	175
176	0	176	0	176	0	176
177	0	177	0	177	0	177
178	0	178	0	178	0	178
179	0	179	0	179	0	179
180	0	180	0	180	0	180
181	0	181	0	181	0	181
182	0	182	0	182	0	182
183	0	183	0	183	0	183
184	0	184	0	184	0	184
185	0	185	0	185	0	185
186	0	186	0	186	0	186
187	0	187	0	187	0	187
188	0	188	0	188	0	188
189	0	189	0	189	0	189
190	0	190	0	190	0	190
191	0	191	0	191	0	191
192	0	192	0	192	0	192
193	0	193	0	193	0	193
194	0	194	0	194	0	194
195	0	195	0	195	0	195
196	0	196	0	196	0	196
197	0	197	0	197	0	197
198	0	198	0	198	0	198
199	0	199	0	199	0	199
200	0	200	0	200	0	200
201		201	0	201	0	201
202		202	0	202	0	202
203		203	0	203	0	203
204		204	0	204	0	204
205		205	0	205	0	205
206		206	0	206	0	206
207		207	0	207	0	207
208		208	0	208	0	208
209		209	0	209	0	209
210		210	0	210	0	210
211		211	0	211	0	211
212		212	0	212	0	212
213		213	0	213	0	213
214		214	0	214	0	214
215		215	0	215	0	215
216		216	0	216	0	216
217		217	0	217	0	217

Shop Expenditure

218		218	0	218	0		218
219		219	0	219	0		219
220		220	0	220	0		220
221		221	0	221	0		221
222		222	0	222	0		222
223		223	0	223	0		223
224		224	0	224	0		224
225		225	0	225	0		225
226		226	0	226	0		226
227		227	0	227	0		227
228		228	0	228	0		228
229		229	0	229	0		229
230		230	0	230	0		230
231		231	0	231	0		231
232		232	0	232	0		232
233		233	0	233	0		233
234		234	0	234	0		234
235		235	0	235	0		235
236		236	0	236	0		236
237		237	0	237	0		237
238		238	0	238	0		238
239		239	0	239	0		239
240		240	0	240	0		240
241		241	0	241	0		241
242		242	0	242	0		242
243		243	0	243	0		243
244		244	0	244	0		244
245		245	0	245	0		245
246		246	0	246	0		246
247		247	0	247	0		247
248		248	0	248	0		248
249		249	0	249	0		249
250		250	0	250	0		250
251		251	0	251	0		251
252		252	0	252	0		252
253		253	0	253	0		253
254		254	0	254	0		254
255		255	0	255	0		255
256		256	0	256	0		256
257		257	0	257	0		257
258		258	0	258	0		258
259		259	0	259	0		259
260		260	0	260	0		260
261		261	0	261	0		261
262		262	0	262	0		262
263		263	0	263	0		263

Shop Expenditure

264		264	0	264	0		264
265		265	0	265	0		265
266		266	0	266	0		266
267		267	0	267	0		267
268		268	0	268	0		268
269		269	0	269	0		269
270		270	0	270	0		270
271		271	0	271	0		271
272		272	0	272	0		272
273		273	0	273	0		273
274		274	0	274	0		274
275		275	0	275	0		275
276		276	0	276	0		276
277		277	0	277	0		277
278		278	0	278	0		278
279		279	0	279	0		279
280		280	0	280	0		280
281		281	0	281	0		281
282		282	0	282	0		282
283		283	0	283	0		283
284		284	0	284	0		284
285		285	0	285	0		285
286		286	0	286	0		286
287		287	0	287	0		287
288		288	0	288	0		288
289		289	0	289	0		289
290		290	0	290	0		290
291		291	0	291	0		291
292		292	0	292	0		292
293		293	0	293	0		293
294		294	0	294	0		294
295		295	0	295	0		295
296		296	0	296	0		296
297		297	0	297	0		297
298		298	0	298	0		298
299		299	0	299	0		299
300		300	0	300	0		300
301		301	0	301	0		301
302		302	0	302	0		302
303		303	0	303	0		303
304		304	0	304	0		304
305		305	0	305	0		305
306		306	0	306	0		306
307		307	0	307	0		307
308		308	0	308	0		308
309		309	0	309	0		309

Shop Expenditure

310		310	0	310	0		310
311		311	0	311	0		311
312		312	0	312	0		312
313		313	0	313	0		313
314		314	0	314	0		314
315		315	0	315	0		315
316		316	0	316	0		316
317		317	0	317	0		317
318		318	0	318	0		318
319		319	0	319	0		319
320		320	0	320	0		320
321		321	0	321	0		321
322		322	0	322	0		322
323		323	0	323	0		323
324		324	0	324	0		324
325		325	0	325	0		325
326		326	0	326	0		326
327		327	0	327	0		327
328		328	0	328	0		328
329		329	0	329	0		329
330		330	0	330	0		330
331		331	0	331	0		331
332		332	0	332	0		332
333		333	0	333	0		333
334		334	0	334	0		334
335		335	0	335	0		335
336		336	0	336	0		336
337		337	0	337	0		337
338		338	0	338	0		338
339		339	0	339	0		339
340		340	0	340	0		340
341		341	0	341	0		341
342		342	0	342	0		342
343		343	0	343	0		343
344		344	0	344	0		344
345		345	0	345	0		345
346		346	0	346	0		346
347		347	0	347	0		347
348		348	0	348	0		348
349		349	0	349	0		349
350		350	0	350	0		350
351		351	0	351	0		351
352		352	0	352	0		352
353		353	0	353	0		353
354		354	0	354	0		354
355		355	0	355	0		355

Shop Expenditure

356		356	0	356	0		356
357		357	0	357	0		357
358		358	0	358	0		358
359		359	0	359	0		359
360		360	0	360	0		360
361		361	0	361	0		361
362		362	0	362	0		362
363		363	0	363	0		363
364		364	0	364	0		364
365		365	0	365	0		365
366		366	0	366	0		366
367		367	0	367	0		367
368		368	0	368	0		368
369		369	0	369	0		369
370		370	0	370	0		370
371		371	0	371	0		371
372		372	0	372	0		372
373		373	0	373	0		373
374		374	0	374	0		374
375		375	0	375	0		375
376		376	0	376	0		376
377		377	0	377	0		377
378		378	0	378	0		378
379		379	0	379	0		379
380		380	0	380	0		380
381		381	0	381	0		381
382		382	0	382	0		382
383		383	0	383	0		383
384		384	0	384	0		384
385		385	0	385	0		385
386		386	0	386	0		386
387		387	0	387	0		387
388		388	0	388	0		388
389		389	0	389	0		389
390		390	0	390	0		390
391		391	0	391	0		391
392		392	0	392	0		392
393		393	0	393	0		393
394		394	0	394	0		394
395		395	0	395	0		395
396		396	0	396	0		396
397		397	0	397	0		397
398		398	0	398	0		398
399		399	0	399	0		399
400		400	0	400	0		400
401		401		401			401

Shop Expenditure

402		402		402			402
403		403		403			403
404		404		404			404
405		405		405			405
406		406		406			406
407		407		407			407
408		408		408			408
409		409		409			409
410		410		410			410
411		411		411			411
412		412		412			412
413		413		413			413
414		414		414			414
415		415		415			415
416		416		416			416
417		417		417			417
418		418		418			418
419		419		419			419
420		420		420			420
421		421		421			421
422		422		422			422
423		423		423			423
424		424		424			424
425		425		425			425
426		426		426			426
427		427		427			427
428		428		428			428
429		429		429			429
430		430		430			430
431		431		431			431
432		432		432			432
433		433		433			433
434		434		434			434
435		435		435			435
436		436		436			436
437		437		437			437
438		438		438			438
439		439		439			439
440		440		440			440
441		441		441			441
442		442		442			442
443		443		443			443
444		444		444			444
445		445		445			445
446		446		446			446
447		447		447			447

Shop Expenditure

448		448		448			448
449		449		449			449
450		450		450			450
451		451		451			451
452		452		452			452
453		453		453			453
454		454		454			454
455		455		455			455
456		456		456			456
457		457		457			457
458		458		458			458
459		459		459			459
460		460		460			460
461		461		461			461
462		462		462			462
463		463		463			463
464		464		464			464
465		465		465			465
466		466		466			466
467		467		467			467
468		468		468			468
469		469		469			469
470		470		470			470
471		471		471			471
472		472		472			472
473		473		473			473
474		474		474			474
475		475		475			475
476		476		476			476
477		477		477			477
478		478		478			478
479		479		479			479
480		480		480			480
481		481		481			481
482		482		482			482
483		483		483			483
484		484		484			484
485		485		485			485
486		486		486			486
487		487		487			487
488		488		488			488
489		489		489			489
490		490		490			490
491		491		491			491
492		492		492			492
493		493		493			493

Shop Expenditure

494		494		494			494
495		495		495			495
496		496		496			496
497		497		497			497
498		498		498			498
499		499		499			499

Shop Expenditure

Macro	Num	Bookers	Num	Costco	Num	Sundries	Num
Total		Total		Total		Total	
0		0		0		0	
0	1	0	1	0	1	0	1
0	2	0	2	0	2	0	2
0	3	0	3	0	3	0	3
0	4	0	4	0	4	0	4
0	5	0	5	0	5	0	5
0	6	0	6	0	6	0	6
0	7	0	7	0	7	0	7
0	8	0	8	0	8	0	8
0	9	0	9	0	9	0	9
0	10	0	10	0	10	0	10
0	11	0	11	0	11	0	11
0	12	0	12	0	12	0	12
0	13	0	13	0	13	0	13
0	14	0	14	0	14	0	14
0	15	0	15	0	15	0	15
0	16	0	16	0	16	0	16
0	17	0	17	0	17	0	17
0	18	0	18	0	18	0	18
0	19	0	19	0	19	0	19
0	20	0	20	0	20	0	20
0	21	0	21	0	21	0	21
0	22	0	22	0	22	0	22
0	23	0	23	0	23	0	23
0	24	0	24	0	24	0	24
0	25	0	25	0	25	0	25
0	26	0	26	0	26	0	26
0	27	0	27	0	27	0	27
0	28	0	28	0	28	0	28
0	29	0	29	0	29	0	29
0	30	0	30	0	30	0	30
0	31	0	31	0	31	0	31
0	32	0	32	0	32	0	32
0	33	0	33	0	33	0	33

Shop Expenditure

0	34	0	34	0	34	0	34
0	35	0	35	0	35	0	35
0	36	0	36	0	36	0	36
0	37	0	37	0	37	0	37
0	38	0	38	0	38	0	38
0	39	0	39	0	39	0	39
0	40	0	40	0	40	0	40
0	41	0	41	0	41	0	41
0	42	0	42	0	42	0	42
0	43	0	43	0	43	0	43
0	44	0	44	0	44	0	44
0	45	0	45	0	45	0	45
0	46	0	46	0	46	0	46
0	47	0	47	0	47	0	47
0	48	0	48	0	48	0	48
0	49	0	49	0	49	0	49
0	50	0	50	0	50	0	50
0	51	0	51	0	51	0	51
0	52	0	52	0	52	0	52
0	53	0	53	0	53	0	53
0	54	0	54	0	54	0	54
0	55	0	55	0	55	0	55
0	56	0	56	0	56	0	56
0	57	0	57	0	57	0	57
0	58	0	58	0	58	0	58
0	59	0	59	0	59	0	59
0	60	0	60	0	60	0	60
0	61	0	61	0	61	0	61
0	62	0	62	0	62	0	62
0	63	0	63	0	63	0	63
0	64	0	64	0	64	0	64
0	65	0	65	0	65	0	65
0	66	0	66	0	66	0	66
0	67	0	67	0	67	0	67
0	68	0	68	0	68	0	68
0	69	0	69	0	69	0	69
0	70	0	70	0	70	0	70
0	71	0	71	0	71	0	71
0	72	0	72	0	72	0	72
0	73	0	73	0	73	0	73
0	74	0	74	0	74	0	74
0	75	0	75	0	75	0	75
0	76	0	76	0	76	0	76
0	77	0	77	0	77	0	77
0	78	0	78	0	78	0	78
0	79	0	79	0	79	0	79

Shop Expenditure

0	80	0	80	0	80	0	80
0	81	0	81	0	81	0	81
0	82	0	82	0	82	0	82
0	83	0	83	0	83	0	83
0	84	0	84	0	84	0	84
0	85	0	85	0	85	0	85
0	86	0	86	0	86	0	86
0	87	0	87	0	87	0	87
0	88	0	88	0	88	0	88
0	89	0	89	0	89	0	89
0	90	0	90	0	90	0	90
0	91	0	91	0	91	0	91
0	92	0	92	0	92	0	92
0	93	0	93	0	93	0	93
0	94	0	94	0	94	0	94
0	95	0	95	0	95	0	95
0	96	0	96	0	96	0	96
0	97	0	97	0	97	0	97
0	98	0	98	0	98	0	98
0	99	0	99	0	99	0	99
0	100	0	100	0	100	0	100
0	101	0	101	0	101	0	101
0	102	0	102	0	102	0	102
0	103	0	103	0	103	0	103
0	104	0	104	0	104	0	104
0	105	0	105	0	105	0	105
0	106	0	106	0	106	0	106
0	107	0	107	0	107	0	107
0	108	0	108	0	108	0	108
0	109	0	109	0	109	0	109
0	110	0	110	0	110	0	110
0	111	0	111	0	111	0	111
0	112	0	112	0	112	0	112
0	113	0	113	0	113	0	113
0	114	0	114	0	114	0	114
0	115	0	115	0	115	0	115
0	116	0	116	0	116	0	116
0	117	0	117	0	117	0	117
0	118	0	118	0	118	0	118
0	119	0	119	0	119	0	119
0	120	0	120	0	120	0	120
0	121	0	121	0	121	0	121
0	122	0	122	0	122	0	122
0	123	0	123	0	123	0	123
0	124	0	124	0	124	0	124
0	125	0	125	0	125	0	125

Shop Expenditure

0	126	0	126	0	126	0	126
0	127	0	127	0	127	0	127
0	128	0	128	0	128	0	128
0	129	0	129	0	129	0	129
0	130	0	130	0	130	0	130
0	131	0	131	0	131	0	131
0	132	0	132	0	132	0	132
0	133	0	133	0	133	0	133
0	134	0	134	0	134	0	134
0	135	0	135	0	135	0	135
0	136	0	136	0	136	0	136
0	137	0	137	0	137	0	137
0	138	0	138	0	138	0	138
0	139	0	139	0	139	0	139
0	140	0	140	0	140	0	140
0	141	0	141	0	141	0	141
0	142	0	142	0	142	0	142
0	143	0	143	0	143	0	143
0	144	0	144	0	144	0	144
0	145	0	145	0	145	0	145
0	146	0	146	0	146	0	146
0	147	0	147	0	147	0	147
0	148	0	148	0	148	0	148
0	149	0	149	0	149	0	149
0	150	0	150	0	150	0	150
0	151	0	151	0	151	0	151
0	152	0	152	0	152	0	152
0	153	0	153	0	153	0	153
0	154	0	154	0	154	0	154
0	155	0	155	0	155	0	155
0	156	0	156	0	156	0	156
0	157	0	157	0	157	0	157
0	158	0	158	0	158	0	158
0	159	0	159	0	159	0	159
0	160	0	160	0	160	0	160
0	161	0	161	0	161	0	161
0	162	0	162	0	162	0	162
0	163	0	163	0	163	0	163
0	164	0	164	0	164	0	164
0	165	0	165	0	165	0	165
0	166	0	166	0	166	0	166
0	167	0	167	0	167	0	167
0	168	0	168	0	168	0	168
0	169	0	169	0	169	0	169
0	170	0	170	0	170	0	170
0	171	0	171	0	171	0	171

Shop Expenditure

0	172	0	172	0	172	0	172
0	173	0	173	0	173	0	173
0	174	0	174	0	174	0	174
0	175	0	175	0	175	0	175
0	176	0	176	0	176	0	176
0	177	0	177	0	177	0	177
0	178	0	178	0	178	0	178
0	179	0	179	0	179	0	179
0	180	0	180	0	180	0	180
0	181	0	181	0	181	0	181
0	182	0	182	0	182	0	182
0	183	0	183	0	183	0	183
0	184	0	184	0	184	0	184
0	185	0	185	0	185	0	185
0	186	0	186	0	186	0	186
0	187	0	187	0	187	0	187
0	188	0	188	0	188	0	188
0	189	0	189	0	189	0	189
0	190	0	190	0	190	0	190
0	191	0	191	0	191	0	191
0	192	0	192	0	192	0	192
0	193	0	193	0	193	0	193
0	194	0	194	0	194	0	194
0	195	0	195	0	195	0	195
0	196	0	196	0	196	0	196
0	197	0	197	0	197	0	197
0	198	0	198	0	198	0	198
0	199	0	199	0	199	0	199
0	200	0	200	0	200	0	200
0	201		201		201	0	201
0	202		202		202	0	202
0	203		203		203	0	203
0	204		204		204	0	204
0	205		205		205	0	205
0	206		206		206	0	206
0	207		207		207	0	207
0	208		208		208	0	208
0	209		209		209	0	209
0	210		210		210	0	210
0	211		211		211	0	211
0	212		212		212	0	212
0	213		213		213	0	213
0	214		214		214	0	214
0	215		215		215	0	215
0	216		216		216	0	216
0	217		217		217	0	217

Shop Expenditure

0	218		218		218	0	218
0	219		219		219	0	219
0	220		220		220	0	220
0	221		221		221	0	221
0	222		222		222	0	222
0	223		223		223	0	223
0	224		224		224	0	224
0	225		225		225	0	225
0	226		226		226	0	226
0	227		227		227	0	227
0	228		228		228	0	228
0	229		229		229	0	229
0	230		230		230	0	230
0	231		231		231	0	231
0	232		232		232	0	232
0	233		233		233	0	233
0	234		234		234	0	234
0	235		235		235	0	235
0	236		236		236	0	236
0	237		237		237	0	237
0	238		238		238	0	238
0	239		239		239	0	239
0	240		240		240	0	240
0	241		241		241	0	241
0	242		242		242	0	242
0	243		243		243	0	243
0	244		244		244	0	244
0	245		245		245	0	245
0	246		246		246	0	246
0	247		247		247	0	247
0	248		248		248	0	248
0	249		249		249	0	249
0	250		250		250	0	250
0	251		251		251	0	251
0	252		252		252	0	252
0	253		253		253	0	253
0	254		254		254	0	254
0	255		255		255	0	255
0	256		256		256	0	256
0	257		257		257	0	257
0	258		258		258	0	258
0	259		259		259	0	259
0	260		260		260	0	260
0	261		261		261	0	261
0	262		262		262	0	262
0	263		263		263	0	263

Shop Expenditure

0	264		264		264	0	264
0	265		265		265	0	265
0	266		266		266	0	266
0	267		267		267	0	267
0	268		268		268	0	268
0	269		269		269	0	269
0	270		270		270	0	270
0	271		271		271	0	271
0	272		272		272	0	272
0	273		273		273	0	273
0	274		274		274	0	274
0	275		275		275	0	275
0	276		276		276	0	276
0	277		277		277	0	277
0	278		278		278	0	278
0	279		279		279	0	279
0	280		280		280	0	280
0	281		281		281	0	281
0	282		282		282	0	282
0	283		283		283	0	283
0	284		284		284	0	284
0	285		285		285	0	285
0	286		286		286	0	286
0	287		287		287	0	287
0	288		288		288	0	288
0	289		289		289	0	289
0	290		290		290	0	290
0	291		291		291	0	291
0	292		292		292	0	292
0	293		293		293	0	293
0	294		294		294	0	294
0	295		295		295	0	295
0	296		296		296	0	296
0	297		297		297	0	297
0	298		298		298	0	298
0	299		299		299	0	299
0	300		300		300	0	300
0	301		301		301	0	301
0	302		302		302	0	302
0	303		303		303	0	303
0	304		304		304	0	304
0	305		305		305	0	305
0	306		306		306	0	306
0	307		307		307	0	307
0	308		308		308	0	308
0	309		309		309	0	309

Shop Expenditure

0	310		310		310	0	310
0	311		311		311	0	311
0	312		312		312	0	312
0	313		313		313	0	313
0	314		314		314	0	314
0	315		315		315	0	315
0	316		316		316	0	316
0	317		317		317	0	317
0	318		318		318	0	318
0	319		319		319	0	319
0	320		320		320	0	320
0	321		321		321	0	321
0	322		322		322	0	322
0	323		323		323	0	323
0	324		324		324	0	324
0	325		325		325	0	325
0	326		326		326	0	326
0	327		327		327	0	327
0	328		328		328	0	328
0	329		329		329	0	329
0	330		330		330	0	330
0	331		331		331	0	331
0	332		332		332	0	332
0	333		333		333	0	333
0	334		334		334	0	334
0	335		335		335	0	335
0	336		336		336	0	336
0	337		337		337	0	337
0	338		338		338	0	338
0	339		339		339	0	339
0	340		340		340	0	340
0	341		341		341	0	341
0	342		342		342	0	342
0	343		343		343	0	343
0	344		344		344	0	344
0	345		345		345	0	345
0	346		346		346	0	346
0	347		347		347	0	347
0	348		348		348	0	348
0	349		349		349	0	349
0	350		350		350	0	350
0	351		351		351	0	351
0	352		352		352	0	352
0	353		353		353	0	353
0	354		354		354	0	354
0	355		355		355	0	355

Shop Expenditure

0	356		356		356	0	356
0	357		357		357	0	357
0	358		358		358	0	358
0	359		359		359	0	359
0	360		360		360	0	360
0	361		361		361	0	361
0	362		362		362	0	362
0	363		363		363	0	363
0	364		364		364	0	364
0	365		365		365	0	365
0	366		366		366	0	366
0	367		367		367	0	367
0	368		368		368	0	368
0	369		369		369	0	369
0	370		370		370	0	370
0	371		371		371	0	371
0	372		372		372	0	372
0	373		373		373	0	373
0	374		374		374	0	374
0	375		375		375	0	375
0	376		376		376	0	376
0	377		377		377	0	377
0	378		378		378	0	378
0	379		379		379	0	379
0	380		380		380	0	380
0	381		381		381	0	381
0	382		382		382	0	382
0	383		383		383	0	383
0	384		384		384	0	384
0	385		385		385	0	385
0	386		386		386	0	386
0	387		387		387	0	387
0	388		388		388	0	388
0	389		389		389	0	389
0	390		390		390	0	390
0	391		391		391	0	391
0	392		392		392	0	392
0	393		393		393	0	393
0	394		394		394	0	394
0	395		395		395	0	395
0	396		396		396	0	396
0	397		397		397	0	397
0	398		398		398	0	398
0	399		399		399	0	399
0	400		400		400	0	400
	401		401		401		401

Shop Expenditure

	402		402		402		402
	403		403		403		403
	404		404		404		404
	405		405		405		405
	406		406		406		406
	407		407		407		407
	408		408		408		408
	409		409		409		409
	410		410		410		410
	411		411		411		411
	412		412		412		412
	413		413		413		413
	414		414		414		414
	415		415		415		415
	416		416		416		416
	417		417		417		417
	418		418		418		418
	419		419		419		419
	420		420		420		420
	421		421		421		421
	422		422		422		422
	423		423		423		423
	424		424		424		424
	425		425		425		425
	426		426		426		426
	427		427		427		427
	428		428		428		428
	429		429		429		429
	430		430		430		430
	431		431		431		431
	432		432		432		432
	433		433		433		433
	434		434		434		434
	435		435		435		435
	436		436		436		436
	437		437		437		437
	438		438		438		438
	439		439		439		439
	440		440		440		440
	441		441		441		441
	442		442		442		442
	443		443		443		443
	444		444		444		444
	445		445		445		445
	446		446		446		446
	447		447		447		447

Shop Expenditure

	448		448		448		448
	449		449		449		449
	450		450		450		450
	451		451		451		451
	452		452		452		452
	453		453		453		453
	454		454		454		454
	455		455		455		455
	456		456		456		456
	457		457		457		457
	458		458		458		458
	459		459		459		459
	460		460		460		460
	461		461		461		461
	462		462		462		462
	463		463		463		463
	464		464		464		464
	465		465		465		465
	466		466		466		466
	467		467		467		467
	468		468		468		468
	469		469		469		469
	470		470		470		470
	471		471		471		471
	472		472		472		472
	473		473		473		473
	474		474		474		474
	475		475		475		475
	476		476		476		476
	477		477		477		477
	478		478		478		478
	479		479		479		479
	480		480		480		480
	481		481		481		481
	482		482		482		482
	483		483		483		483
	484		484		484		484
	485		485		485		485
	486		486		486		486
	487		487		487		487
	488		488		488		488
	489		489		489		489
	490		490		490		490
	491		491		491		491
	492		492		492		492
	493		493		493		493

Shop Expenditure

	494		494		494		494
	495		495		495		495
	496		496		496		496
	497		497		497		497
	498		498		498		498
	499		499		499		499

EXAMINERS REPORT

Independent examiner's report to the trustees of British Dyslexics Reg. 1058046

I report to the trustees on my examination of the accounts of British Dyslexics for the year ended 31 July 2021.

Responsibilities and basis of report

As the charity trustees of British Dyslexics, you are responsible for the preparation of the accounts in accordance with the requirements of the Charities Act 2011.

I report in respect of my examination of the British Dyslexics accounts carried out under section 145 of the 2011 Act and in carrying out my examination I have followed all the applicable Directions given by the Charity Commission under section 145(5)(b) of the Act.

Independent examiner's statement

I have completed my examination. I confirm that no material matters have come to my attention in connection with the examination giving me cause to believe that in any material respect:

1. accounting records were not kept in respect of the Charity as required by section 130 of the Act; or
2. the accounts do not accord with those records; or
3. the accounts do not comply with the applicable requirements concerning the form and content of accounts set out in the Charities (Accounts and Reports) Regulations 2008 other than any requirement that the accounts give a 'true and fair view which is not a matter considered as part of an independent examination.

I have no concerns and have come across no other matters in connection with the examination to which attention should be drawn in this report in order to enable a proper understanding of the accounts to be reached.

Signed:

Name: Roy Fielding

Relevant professional qualification: HND business studies and financial accounting, Bsc(hons) degree business studies/computing studies.

Address: Greenfield business centre, Greenfield, Flintshire, CH8 7GR

Date:16/09/2021