

Annual Report of Hope Church 2021

Charity Number 1052769

Registered Address: - Marsh Lane, Stone Cross, West Bromwich, West Midlands, B71 2DR

Trust Deed dated: - 2008

Trustees: Pastor Simon Smailus – Chair

Mr. Alan Jones – Treasurer

Mrs. Michelle Walker

Pastor John Price

Pastor David McKeown

Bankers: - HSBC, High Street, West Bromwich & Kingdom Bank, Nottingham

Objectives: - The objectives of the charity are

- 1) The advancement of the Christian religion by the proclamation and furtherance of the Gospel of God, concerning His Son, Jesus Christ the Lord, and the preaching and teaching of the Word of God, by the Church, in accordance with the statement of Fundamental Truths of the Assemblies of God in Great Britain and Ireland, as approved by the General Council from time to time.
- 2) Such other charitable purposes as shall further the attainment of the above objects of the Church, or any of them.
- 3) The furtherance of the other charitable work of the church consistent with the Statement.
- 4) The furtherance of the work of the Assemblies of God in Great Britain and Ireland, and the promotion of the spiritual teaching and the maintenance of the Statement and the promotion of religious observances that manifest that statement.

Management: -

The management of the Church is by a Core Leadership team, which meets formally bi-weekly when possible.

Activities: -

The church services were resumed in September following the lifting of the COVID 19 restrictions.

The Church operates from its freehold premises in Marsh Lane, West Bromwich where the regular Sunday and mid-week services take place.

All these are open to everyone, providing they are compliant to our abuse policy, which covers everyone of whatever age, colour or creed.

Other activities apart from the religious meetings include a weekly Parent & Toddler group; one evening class for 7 to 11-year-old children & one for 12 to 16 year olds.

Other special meetings are held such as Harvest Festival and Carol Services

Life groups have been established in several homes where church members can meet together in smaller groups & invite friends & neighbours to an informal time together where closer bonds can be encouraged.

Church refurbishment & other work: -

Refurbishment of the Church, first built in 1932, continues to take place as funds allow, bringing the whole building up to a good standard. The work is mainly carried out by volunteers, except for work controlled through legislation or beyond our capabilities.

Discussion continues to take place regarding outreach to the people who already attend the church for activities and in the local area covered by the church.

We continue to make contributions of well over 1/10th of our income to various Missionary and Community needs.

Signed



on behalf of the trustees.

HOPE CHURCH

FINANCIAL STATEMENTS

for the year ended
31 DECEMBER 2021

HOPE CHURCH
CERTIFICATES
YEAR ENDED 31 DECEMBER 2021

ACCOUNTANTS' REPORT

In accordance with instructions given to us, we have prepared, without carrying out an audit, the attached financial statements, from the accounting records of Hope Church, and from information and explanations supplied to us.

.....
Malcolm Piper & Company Limited
Chartered Accountants
Kingsnorth House
Blenheim Way
Birmingham
B44 8LS

20 March 2022


CLIENT APPROVAL CERTIFICATE

We approve the attached Income and Expenditure Account and Balance sheet, and confirm that we have made available all relevant records and information for their preparation


Signed

Dated

20 March 2022

.....


.....
8/5/2022

.....


.....
8/5/22

HOPE CHURCH

INCOME AND EXPENDITURE ACCOUNT YEAR ENDED 31 DECEMBER 2021

	2021			2020
	Unrestricted	Restricted	Total Funds	
Income	£	£	£	£
Tithes and offerings	67,757	-	67,757	67,310
Gift Aid	4,168	-	4,168	8,630
JRS Grants received	8,795	-	8,795	8,948
Interest received	31	-	31	30
Income from departments	196	1,632	1,828	3,847
Total Income	80,947	1,632	82,579	88,765
Expenditure	£	£	£	£
Utility bills	1,475	-	1,475	4,059
Ministry	55,002	-	55,002	52,080
Insurance	1,453	-	1,453	1,372
AOG donations	2,784	-	2,784	2,819
Telephone	343	-	343	588
Building maintenance	1,370	-	1,370	5,781
IT and equipment maintenance	1,518	-	1,518	3,014
Equipment hire	739	-	739	739
Stationery, printing and advertising	249	-	249	423
Sundry	468	-	468	1,536
Department expenses	-	33,875	33,875	9,510
Children	145	123	268	3,986
Bank charges	32	-	32	32
Accountancy fees	546	-	546	498
Depreciation	360	-	360	882
Total Expenditure	66,484	33,998	100,482	87,319
	£	£	£	£
Surplus(deficit) for year	14,463	(32,366)	(17,903)	1,446
Transfers between funds	(29,255)	29,255	-	-
Brought forward at 1 January	56,003	3,111	59,114	57,668
Carried forward at 31 December	41,211	-	41,211	59,114

BALANCE SHEET AS AT 31 DECEMBER 2021

	2021		2020	
	Unrestricted	Restricted	Unrestricted	Restricted
	£	£	£	£
Fixed Assets				
Fixtures and fittings	-	-	-	-
Office equipment	720	-	1,079	-
	<u>720</u>	<u>-</u>	<u>1,079</u>	<u>-</u>
Current assets				
Bank	41,150	-	55,555	3,111
Prepayments	-	-	-	-
	<u>41,150</u>	<u>-</u>	<u>55,555</u>	<u>3,111</u>
Current Liabilities				
Creditors	(135)	-	(131)	-
Accruals	(524)	-	(500)	-
	<u>(659)</u>	<u>-</u>	<u>(631)</u>	<u>-</u>
	<u>41,211</u>	<u>-</u>	<u>56,003</u>	<u>3,111</u>

Financed by	2021		2020	
	Unrestricted	Restricted	Unrestricted	Restricted
	£	£	£	£
Balance brought forward	56,003	3,111	54,515	3,153
Transfers between funds	(29,255)	29,255	(6,287)	6,287
Surplus/(Deficit) of income over expenditure	14,463	(32,366)	7,775	(6,329)
	<u>41,211</u>	<u>-</u>	<u>56,003</u>	<u>3,111</u>

HOPE CHURCH

FINANCIAL STATEMENTS

for the year ended
31 DECEMBER 2021

HOPE CHURCH
CERTIFICATES
YEAR ENDED 31 DECEMBER 2021

ACCOUNTANTS' REPORT

In accordance with instructions given to us, we have prepared, without carrying out an audit, the attached financial statements, from the accounting records of Hope Church, and from information and explanations supplied to us.

.....
Malcolm Piper & Company Limited
Chartered Accountants
Kingsnorth House
Blenheim Way
Birmingham
B44 8LS

20 March 2022


CLIENT APPROVAL CERTIFICATE

We approve the attached Income and Expenditure Account and Balance sheet, and confirm that we have made available all relevant records and information for their preparation


Signed

Dated

20 March 2022

.....


.....
8/5/2022

.....


.....
8/5/22

HOPE CHURCH

INCOME AND EXPENDITURE ACCOUNT YEAR ENDED 31 DECEMBER 2021

	2021			2020
	Unrestricted	Restricted	Total Funds	
Income	£	£	£	£
Tithes and offerings	67,757	-	67,757	67,310
Gift Aid	4,168	-	4,168	8,630
JRS Grants received	8,795	-	8,795	8,948
Interest received	31	-	31	30
Income from departments	196	1,632	1,828	3,847
Total Income	80,947	1,632	82,579	88,765
Expenditure	£	£	£	£
Utility bills	1,475	-	1,475	4,059
Ministry	55,002	-	55,002	52,080
Insurance	1,453	-	1,453	1,372
AOG donations	2,784	-	2,784	2,819
Telephone	343	-	343	588
Building maintenance	1,370	-	1,370	5,781
IT and equipment maintenance	1,518	-	1,518	3,014
Equipment hire	739	-	739	739
Stationery, printing and advertising	249	-	249	423
Sundry	468	-	468	1,536
Department expenses	-	33,875	33,875	9,510
Children	145	123	268	3,986
Bank charges	32	-	32	32
Accountancy fees	546	-	546	498
Depreciation	360	-	360	882
Total Expenditure	66,484	33,998	100,482	87,319
	£	£	£	£
Surplus(deficit) for year	14,463	(32,366)	(17,903)	1,446
Transfers between funds	(29,255)	29,255	-	-
Brought forward at 1 January	56,003	3,111	59,114	57,668
Carried forward at 31 December	41,211	-	41,211	59,114

HOPE CHURCH

BALANCE SHEET AS AT 31 DECEMBER 2021

	2021		2020	
	Unrestricted £	Restricted £	Unrestricted £	Restricted £
Fixed Assets				
Fixtures and fittings	-	-	-	-
Office equipment	720	-	1,079	-
	<u>720</u>	<u>-</u>	<u>1,079</u>	<u>-</u>
Current assets				
Bank	41,150	-	55,555	3,111
Prepayments	-	-	-	-
	<u>41,150</u>	<u>-</u>	<u>55,555</u>	<u>3,111</u>
Current Liabilities				
Creditors	(135)	-	(131)	-
Accruals	(524)	-	(500)	-
	<u>(659)</u>	<u>-</u>	<u>(631)</u>	<u>-</u>
	<u>41,211</u>	<u>-</u>	<u>56,003</u>	<u>3,111</u>

	2021		2020	
	Unrestricted £	Restricted £	Unrestricted £	Restricted £
Financed by				
Balance brought forward	56,003	3,111	54,515	3,153
Transfers between funds	(29,255)	29,255	(6,287)	6,287
Surplus/(Deficit) of income over expenditure	14,463	(32,366)	7,775	(6,329)
	<u>41,211</u>	<u>-</u>	<u>56,003</u>	<u>3,111</u>