

HOPE *worldwide*

(a company limited by guarantee)

ANNUAL REPORT

for the Year ended 31 March 2022

Charity registration number: 1045930

Company registration number: 2659784

Contents

Chairman's Report	3-4
Trustees' report	5-27
Who We Are	5
Objectives and Activities	5-6
Public Benefit	6
Achievements and Performance	7-19
Homeless Services	7
Recovery Services	10
International Development	14
Financial Review	20
Structure, Governance and Management	25
Statement of Trustees' Responsibilities	28
Reference and Administrative Details	29
Independent auditor's report	30-33
Statement of financial activities	34
Balance sheet	35
Statement of Cash Flows	36
Notes to the financial statements	37-51

Chairman's Report

This report covers the year ended 31 March 2022 while the UK was in varying degrees of lockdown due to COVID-19. Nonetheless we were able to continue our programmes and start implementing the 2021 – 2026 Strategy.

Programmes

We recognise the impact that COVID-19 has had on the work of our staff, our volunteers and our clients.

Our clients may be those who are homeless or at risk of homelessness and find housing through our Two Step programme (Homeless Services). They may be those who are suffering from drug or alcohol addiction and get space to turn their lives around through our quasi-residential, peer-guided recovery programme, One Day at a Time – ODAAT (Recovery Services). They may be among the hundreds of children or thousands of adults who are educated and gain skills through the programmes we support in Zambia, Lebanon, Nepal, India, Bangladesh and Afghanistan as well as Zimbabwe, Cambodia and Croatia. All of them have been affected by COVID-19. It is a testament to the work done by staff and volunteers in the UK and elsewhere before the crisis hit that we were able to continue our work during it. We continued to support those in our recovery houses, we supported the homeless, including helping house people as they left the temporary hotel accommodation provided by local authorities. Programmes we support overseas continued to educate children and support families.

In the year covered by this annual report:

- Despite the ongoing impact of COVID, our Two Step programme helped 198 people (212 in the prior year) find housing in the Private Rented Sector or supported housing. The team continue to be seen as experts in the area of running a Private Rented Sector (PRS) access programme. We are pleased that the North London Housing Partnership has continued to be successful in applying for central government funding for the Access to PRS service. The London Housing Foundation has continued to be very supportive of the programme and provided additional grant funding so we could broaden our Charity Housing Service to offer rent in advance and deposits to people who were working.
- Due to COVID restrictions, our ODAAT programme we had no entrants for the period April to June 2021 and only seven new admissions during the remaining nine months. During the year 2 graduated. Importantly, looking over the longer term, 26 of the 38 people (68%) who have graduated from the programme in the last 5 years are still in abstinent recovery.
- Our International Development work supported programmes in ten countries which between them educated 974 children, trained 1,255 adults in vocational skills, helped care for 85 orphans, made 291 medical interventions and served meals to over 73,000 people. We provided training, governance and project management support to our overseas partners using volunteers from the UK.
- Additionally, we raised funds and initiated the process through international and local church partners to house over 70 Ukrainian refugees. This initiative will enable us to advance the new Volunteering Pillar of the 2021-26 Strategy in 2022-23.

Governance

After the significant board renewal of 2020-21 this year was a year of consolidation of the new Board of Trustees.

Barry Edwards stepped down after 9 years as a Trustee and we will be forever grateful for his years of service. Happily, Barry stayed in our Advisory Groups and we will continue benefitting from his insights and experience.

Thank You

I want to end by thanking our CEO Michael Farrell, the management team and all staff, supporters, volunteers (including fellow Trustees) and partners for the contribution they have made to our work, *particularly during these times of COVID*. As we start entering into the new normal I look forward to seeing what the future will bring.

Iain R Williams

Iain Williams
Chair of Trustees

Date: 12 September 2022

Trustees Report

Who we are

HOPE *worldwide* was started by members of the London International Church of Christ (now ICC Missions) in 1991 to help people in need and to involve members of the supporting churches in doing this. It is now an independent charity which maintains a close relationship with its founding congregations. Its main charitable objective is the relief of poverty. We are inspired by Christian principles and seek to put them into practice in our work.

The Strategy set for 2021 – 2026, in collaboration with our supporters is as follows:

HOPE worldwide's **VISION** is

Is of a world where everyone has the opportunity to fulfil their God-given potential.

HOPE worldwide's **Mission** is

To empower people to overcome poverty, homelessness and addiction through our compassionate service.

Our work is rooted in the Christian faith and is inspired by the example and love of Jesus Christ.

Our CORE VALUES as:

- Compassion – we strive to show care and demonstrate empathy by treating people with kindness, dignity and respect.
- **Integrity** – our work is guided by the principles of honesty, excellence and responsibility
- **Collaboration** – we recognise the strengths, experience and resources of others and so serve alongside many partners

Objectives and Activities

HOPE *worldwide* works in 4 main areas:

- Homeless Services (Two Step) helps those who are homeless and those at risk of being made homeless to access accommodation – mostly in the private rented sector.

Strategic Objectives for Homeless Services

- Improve and increase partnerships and collaboration
- Empower supporters for effective compassionate service
- Help people reach their potential

- Recovery Services (ODAAT - 'One Day at a Time') helps men suffering from drug or alcohol addiction to move from chaos to constructive living through a combination of counselling, therapy and peer support. This programme also provides housing both to those in the programme and some of those who have graduated from it.

Strategic Objectives for Recovery Services

- Enhance immediate recovery and lay foundations for a lifetime of successful constructive living
 - Increase client intake by increasing referral routes
- International Development raises funds for partner charities in other countries, especially in the Global South. These funds may come from individuals, trusts and foundations or corporations and are usually for specific programmes in the recipient countries.

Strategic Objectives for International Activities

- Help all UK supported International HOPE worldwide Partners to be sustainable, accountable and well managed.
 - Ensure all UK donors feel appreciated and well informed about the International HOPE worldwide Programme that they support.
 - Establish a UK Disaster Response Process.
- Volunteering
HOPE worldwide depends on the effort of volunteers. Our volunteers raise money to support our work and also work within our programmes and those of our partner organisations overseas. We encourage our supporters to volunteer for other charities in the UK too.

Strategic Objectives for Volunteering

- To inspire and equip volunteers for compassionate service

Public Benefit

The Trustees have complied with the duty set out in section 17 of the Charities Act 2011 to have due regard to public benefit guidance published by the Charity Commission, particularly **Public benefit: running a charity (PB2)**. All trustees give their time voluntarily and receive no benefit from the Charity. Trustees continue to choose to pay their own travel costs rather than make a claim from the Charity, even though they would be entitled to do so.

The main focus of our work in the UK is currently London, where our core programmes operate. We have teams of volunteers from supporting churches that fundraise for the Charity in a number of cities around the UK including Belfast, Birmingham, Bristol, Cambridge, Edinburgh, Glasgow, Leeds, Leicester, London, Manchester and Reading. We are grateful for the enduring, generous support of all our volunteers.

Outside the UK we support work to help those in need in Zambia, Lebanon, Nepal, India, Bangladesh and Afghanistan as well as Zimbabwe, Cambodia and Croatia. We do this by funding programmes which are managed by partner organisations in those countries. We also provide support and advice to these organisations and promote and organise trips by volunteers.

Achievements and Performance

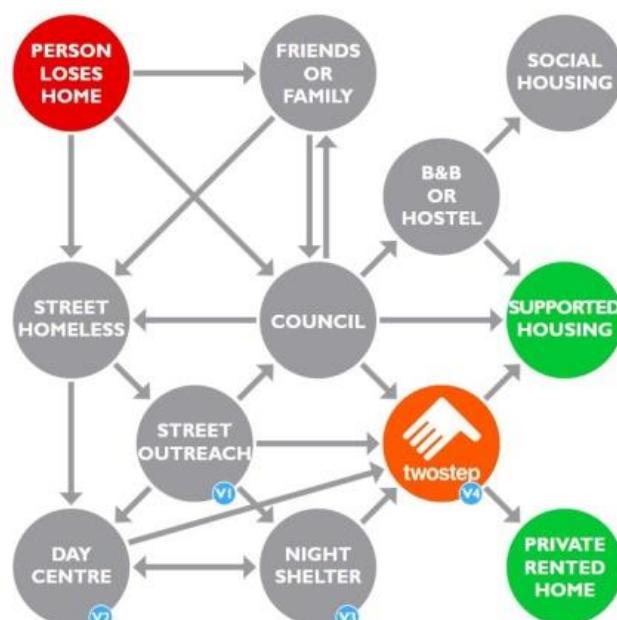
Homeless Services (Two Step)

Description of Programme

The Two Step programme provides a specialised housing service for single people in London who are experiencing or threatened with homelessness.

We work in partnership with local authorities, night shelters, day centres and other charities that refer people to the programme. Staff and volunteers strive to treat each person using the service with respect, dignity and compassion. We evaluate the needs of those referred to help them access appropriate accommodation in the private rented sector or supported housing.

Over the past 29 years Two Step has built up a large network of accommodation providers which enables us to help around 200 people per year to find suitable accommodation.



What we planned to do in 2021/22	What we did in 2021/22
<p>Improve and increase partnerships and collaboration</p> <p>We will engage with all existing partners to establish how needs have changed and how we can creatively develop the way we work together.</p> <p>We will also seek to establish new referral partnerships with other charities and also with new local authority partners - particularly in the areas we are offered housing.</p> <p>Since current funding for the charity referral service ends in March 2022, we will apply for new grant funding for April 2022 onwards.</p>	<p>We began new partnerships with Shelter, Restart Lives, Housing for Women, Queen Victoria Seaman's Rest, Mildmay Hospital and Marylebone Day Centre as part of our Charity Housing Service.</p> <p>After consulting with the Centre for Homeless Impact regarding tenancy sustainment for our Charity Housing Service, we decided to measure tenancy sustainment at 6, 12 and 18 months and also record Education, Training and Employment outcomes 12 months after people were housed. LHF provided funding for an extra 12 months.</p>

What we planned to do in 2021/22	What we did in 2021/22
<p>Empower supporters for effective compassionate service</p> <p>We will continue to harness the “power of Social Media” to equip everybody to make a difference with those experiencing homelessness, such as producing a YouTube video that explains how to speak to people on the street who appear to be homeless and encourage supporting churches to show it. We will monitor which congregations show the video, the response to the video and encourage supporters to call us for advice regarding people that they speak to.</p>	<p>Two versions of a video entitled <u>“How to talk to someone on the street who appears homeless”</u> were produced and are on YouTube.</p> <p>The videos were shown in several supporting congregations and some supporters called for advice regarding specific situations. In addition, the video was used as part of a training session by London City Mission.</p>
<p>Help people reach their potential</p> <p>We will review our assessment and tenancy sustainment practices to work in a more person-centred and strength-based way. We also plan to review and improve the way we measure impact. To encourage people to pursue their desired goals we will incorporate related questions in our assessment and tenancy sustainment processes.</p>	<p>Our assessment forms were revised to incorporate a more strength-based approach by noting strengths and past experiences and recording hopes, dreams or plans for the future.</p> <p>We trialled extended tenancy sustainment conversations and decided to record Education Training and Employment status at the start of tenancies and after 12 months going forward.</p>

How volunteers were involved in our work

We took a placement student from Brunel University in September 2021 who remained with us until July 2022. Since the number of appointments at the office was much lower due to COVID restrictions, there was not the need for other volunteers this year. We expect this to change for 2022-23.

Impact of COVID-19:

Staff and volunteers

Staff worked from home for a significant part of 2021-22 due to COVID. Staff returned the office on a rotation basis from September 2021 and from Spring 2022 all gradually returned to the office on a hybrid basis.

Risks

- The rise in demand for rented properties in London and reduction in supply may make properties unaffordable for some of the people we seek to help.
- The cost of living crisis may impact the ability of those we house to pay their bills and sustain their tenancies – especially those affected by the benefit cap.

To help mitigate against these risks, we will continue to collaborate with other organisations in the sector regarding how to support the people we work with. We will also provide information and guidance to help people claiming benefits to move into employment so that they are exempt from the benefit cap.

What we plan to do next year (2022/23)

Improve and increase partnerships and collaboration

- We will continue to develop our existing partnerships and tenancy sustainment service. As capacity allows, we may begin new partnerships.
- We will apply for further grant funding for our Charity Housing Service to supplement the funding we have already received from the London Housing Foundation.

Empower supporters for effective compassionate service

We will continue to educate our supporters on the causes and responses to homelessness by using social media to tell stories of people we have helped. We will use our relationships with night shelters to connect supporters with opportunities to volunteer.

Help people reach their potential

Our main focus is to improve and extend the scope of our Charity Housing service. We will aim to have tenancy sustainment rates of greater than 90% for 6 months, 85% for 12 months and 80% for 18 months for this service by the end of March 2023. However, the cost of living crisis may make achieving those goals very challenging.

Recovery Services (One Day at a Time - ODAAT)

Description of Programme

ODAAT is quasi-residential men only, abstinence based, drug and alcohol rehabilitation programme and is based on peer support. We are located in south London and we help men from 18 years upwards to have the time and safe space to stop their harmful routines and instead, spend time working on themselves to enable lasting recovery.

Our daytime activities are situated at St. Mark's Church at the Oval and our recovery houses are in Lambeth, Merton and Wandsworth. We provide a range of support and therapies to aid long-term recovery. The first and second stages each last 12 weeks and there is then the option of third stage supported housing either provided by ODAAT or other organisations with which we work. We do not have 24/7 staff at the houses, and it is this that makes us quasi-residential. However, we do have a rota of experienced volunteers who stay overnight to provide additional cover.

We use a holistic approach to treatment which includes psychotherapy, group therapy, one to one counselling, life skills and education workshops as well as leisure activities, housing related support including help with eventual resettlement.

Our programme is based on peer support. When someone starts the programme, they have support from a senior peer who has been on the programme for a longer period. The new starter does not travel anywhere outside the house without being accompanied, and they do not have their phone or a key to the house. This helps us keep them safe from negative outside influences but empowers them compared to other types of recovery programmes where they are locked down for a period. It also strengthens the peer relationships which are key throughout the programme. We also ensure that we have independent, on-going risk assessments of each person to help us to know when to vary the degree of support.

We accept self and agency referrals, such as from local authority substance misuse teams, as well as from probation services/courts. As we do not provide detoxification, clients need to be drug and alcohol free before admission. The programme is regulated by the Care Quality Commission (CQC) with the next audit to be in June/July 2022.

We provide a male only rehab for two main reasons. Firstly, the demand for men to be treated is over twice that of women. Secondly, romantic relationships between men and women are a major cause of relapse. Therefore, to give our clients the best chance of recovery, we have chosen not to have mixed households.

What we experienced at ODAAT in 2021-22

COVID-19 restrictions since March 2020, has made 2021-22 one of the most challenging years in the programme's history. We are aware that several rehabs closed their doors over this difficult period. We are grateful for the tremendous support we have received enabling us to continue the transformative service we provide.

Due to COVID restrictions, we had no entrants for the period April to June 2021 and only seven new admissions during the remaining nine months. The main factor behind the lower admission

numbers was the closure of medically controlled detoxification centres within the Greater London area. More recently, the Equinox “Brook Drive” Detox Centre ceased operating in July 2021 and the “City Road” Detox Centre, Islington closed in June 2019. Historically, those detox centres were the main pathway into the ODAAT rehab programme.

Those closures prompted local authorities to use detoxification facilities outside London. This had a double effect on London based rehab services, like ODAAT, because local authorities prioritised dual purpose “detox plus rehab” centres. The reasoning was that a dual purpose centre eliminated the need for clients to self-isolate due to COVID when transferring from a detox centre to a rehab centre.

New Detoxification Unit for London

As a response to the closure of Brook Drive, the last NHS funded detox in London, a pan-London funded detox unit was set up in July 2021 at Guy’s & St. Thomas’ hospital from which we received two clients. This service is increasingly being used by London local authorities and is beginning to restore the traditional pathway of clients to our service.

Programme Results

Year	2021-22	2020-21	2019-20	2018-19	2017-18	Total 5yrs
Graduate	3	9	12	7	7	38
Still not using	2	6	8	6	4	26
% not using	66%	66%	66%	86%	57%	68%

The above table shows that an average of 68% of programme graduates over the past 5 years are not using at the time of writing. Research shows that the longer someone remains free from addiction, the greater the likelihood of them not returning to these harmful behaviours.

What we planned to do in 21/22	What we did in 21/22
Expand the service to deal with more complex mental health needs.	Carried out specific training in anticipation of the increased demand for our services by clients with more complex needs. Contacted new organisations to establish fresh referral pathways.
Develop our training programme for staff and volunteers involved in key work.	Set up a weekly training group to work together to improve the clinical interventions that we employ to each keyworker’s clients.
Contact all London local authorities that we don’t currently collaborate with to establish new pathways into the ODAAT programme.	All the authorities were contacted with steady, ongoing progress being made in developing relationships.

What we planned to do in 21/22	What we did in 21/22
Establishing an Alumni Programme.	A team of Georgetown University Masters' students carried out research on alumni programmes for rehabs in the UK. Their research indicated that ODAAT would be the first to have an Alumni programme and provided guidance on what graduates wanted. Most popular were reunions, networking and job training. Raklet, a specialist alumni software, was identified as the platform to best engage ODAAT with the alumni community. This software is being trialled in quarter two 2022-23, before rolling it out to the larger community.

COVID impact

We practiced good infection and prevention control measures and maintained our routine testing and reporting procedures in line with NHS guidelines. No staff, volunteers or clients were infected during the year.

As the COVID pandemic continued, local authorities prioritised dual purpose “detox plus rehab” centres. This meant that once a client has completed their detox treatment, they remained within the same facility rather than having to self-isolate for one week before transferring to a separate rehab centre, like ODAAT.

Volunteers

Volunteers are an integral part of our programme. For the first part of the year, we had 3 of our graduates acting as volunteer support workers and they also helped us provide out of hours cover during evenings and weekends. From early November 2021, those volunteers provided 7 days per week overnight support at our First Stage house.

We also had the help of 1 new trainee counsellor who is getting the experience hours required by the British Association for Counselling and Psychotherapy (BACP).

What we plan to do next year (2022/23)

In 2022/23 we plan to enlarge the service, both in the number of beneficiaries and the breadth of the service we offer, for example, treating those with more complex mental health needs. This is part of the five year strategy (2021-2026). Important elements of this focus will be closer collaboration with local authorities, expanding the number of partnerships and implementing feedback to continually improve the service we offer.

Ongoing development of our staff & volunteer training programme to enhance the quality of our care.

Develop the ODAAT alumni program to offer an environment that supports and encourages strong, healthy relationships toward long term recovery. This will include opportunities for networking, learning recovery skills, advocacy, training, volunteering and more.

International Development

Description of Programme

HOPE *worldwide* in the UK is a member of the HOPE *worldwide* Global Network which consists of about 65 organisations that have a similar background and charitable objectives to us, and which work in different countries around the World. This year our International Development programme supported the work that these organisations do in their respective countries by providing fundraising and remote support in the form of training, supervision and mentoring.

- Fundraising** We raised money to fund all or part of specific programmes in the countries listed below. This funding came from corporates, individual donors and foundations.
- Mentoring** All support for our international partners was provided remotely because of COVID-19 restrictions during the financial year. We provided supervision for some of the bigger projects and UK based volunteer mentors for some smaller projects.
- Training** We helped to provide training in accountancy packages, budgeting, advice on the role of the Board and Executive Team, and M&E and grant writing support to our partners overseas. We provided remote support to help with podiatry work at the Village of Hope.
- Volunteers** We provided UK based volunteers to mentor smaller HOPE worldwide programmes. Ongoing COVID-19 lockdown restrictions meant volunteers were unable to serve on HOPE Volunteer Corps during the year.

What we planned to do in 2021/22	What we did in April 2021 to March 2022
Afghanistan	
Provide financial support to the HOPE Community Centre in Kabul, which provides training courses in English language and computer skills	<p>With our support,</p> <ul style="list-style-type: none"> • 50 youths graduated from the Centre • 10 graduates found employment <p>In Aug 2021 the Community Centre was closed until further notice, due to the Taliban taking control of the government in Afghanistan.</p>
Bangladesh	
<p>Through partnerships with 3 corporate funders, fully fund 3 schools and Vocational Training Centres (VTC):</p> <ul style="list-style-type: none"> • Industrial Centre of HOPE (ASDA George) School and Vocational Training Centre), Ashulia. • Pepco School of HOPE and Vocational Training Centre, Dhaka. <p>Soham for All Centre of HOPE School and Vocational Training Centre, Savar, Dhaka.</p>	<p>We are grateful for funding from ASDA, Pepco Group and PDS Multinational Holdings Ltd (both from the UK and in-country). With their support, between 1 April 2021 and 31 July 2021:</p> <ul style="list-style-type: none"> • 540 children were educated at the 3 schools • 50950 midday meals were provided to students at the 3 schools • 775 adults received vocational training at the 3 VTCs

What we planned to do in 2021/22	What we did in April 2021 to March 2022
Bangladesh (continued)	
<i>Beyond what we planned</i>	<i>We provided Emergency Relief funding to HOPE worldwide Bangladesh during the COVID-19 pandemic. The funding was used to provide food and other essential supplies to 300 families in the Barishal, Faridpur, Mymensingh, Tangail and Netrokona districts of Bangladesh.</i>
India	
Provide funding to the Village of HOPE for: <ul style="list-style-type: none"> Partial operating and salary costs at 2 bandaging centres, where leprosy patients receive treatment for their wounds Partial operating and salary costs at the Vocational Training Centre 	With our support, the Village of HOPE: <ul style="list-style-type: none"> Provided regular (in some cases daily) wound-care and bandaging to 245 leprosy patients Trained 430 students in sewing, computers and retail skills
Provide partial funding for Bhuj School	With our support: <ul style="list-style-type: none"> 347 children were educated at the School Redlands Green School in Bristol continued to support Bhuj School.
Provide partial funding for Asharan Orphanage	With our support: <ul style="list-style-type: none"> 44 children were cared for at Asharan Orphanage 10 children were reunited with their families 6 children were adopted in India or abroad 15 children were vaccinated
Provide partial funding for HOPE Worldwide Orphanage (also known as Divya Orphanage)	With our support: <ul style="list-style-type: none"> 41 children were cared for at HOPE Worldwide Orphanage 1 child was reunited with their family 31 children were vaccinated
<i>Beyond what we planned</i>	<i>We provided Emergency Relief funding to HOPE foundation during the COVID-19 pandemic. The funding was used to:</i> <ul style="list-style-type: none"> <i>Provide food supplies to 4332 people</i> <i>Provide 5 concentrated oxygen kits to Karaikal Government Hospital</i> <i>Provide 30 cots and mattresses to Corona Care Centre</i>

What we planned to do in 2021/22	What we did in April 2021 to March 2022
Nepal	
Provide funding for the Asha Vidhyashram School in Kathmandu	<p>With our support:</p> <ul style="list-style-type: none"> • 87 children were educated at the School (Nursery to Grade 5) • 8 children completed Grade 5 and moved into secondary school • 75 children who attended the School for at least one year can have simple conversations in English, and can read and write in English <p>22515 midday meals were provided to students</p>
<i>Beyond what we planned</i>	<i>We provided Emergency Relief funding to HOPE worldwide Nepal during the COVID-19 pandemic. The funding was used to provide food and other essential supplies to 760 poor families living in the community that is served by the Asha Vidyyashram School and in Chhaimale Village.</i>
Zambia	
<p>Support the Kupasa Mwana (Give to a Child) Early Childhood Development (ECD) Programme</p> <p>Provide short term support to meet the shortfall in income to run other programmes at four community centres in Lusaka.</p>	<p>We supported 45 orphans and vulnerable children through bursaries on the Kupasa Mwana Programme. The bursaries cover pre-school fees, lunches and other school materials.</p> <p>We provided financial support to HOPE worldwide Zambia to meet a shortfall in their income, which enabled them to keep the Kids Clubs and Women's Economic programmes running. This included contributing the salary costs of site staff at four community centres in Lusaka, and other overhead costs such as office rent, audit costs and software licences.</p>

Summary of outputs linked to Sustainable Development Goals (SDG) (1st April 2021 to 31st March 2022)

The Sustainable Development Goals are a collection of 17 interlinked global goals designed to be a "blueprint to achieve a better and more sustainable future for all". The SDGs were set up in 2015 by the United Nations General Assembly and are intended to be achieved by 2030.

Thematic Area	SDG https://sdgs.un.org/goals #goals	HWW programmes supported	No. of beneficiaries
Education	SDG 4: Quality Education SDG 5: Gender Equality SDG 10: Reduced Inequalities HOPE worldwide UK is proactively promoting the education of girls by educating parents in the importance of education. Our goal is to ensure that girls stay in education and don't drop out after primary school.	1 Early Childhood Development Programme:	
		Kupasa Mwana (Zambia)	45
		TOTAL (ECD)	45
		5 primary & secondary schools:	
		Asha Vidhyashram School (Nepal)	87 (47 girls)
		Industrial Centre of HOPE (Jamgara School) (Ashulia, Bangladesh)	250 (136 girls)
		Pepco School of HOPE (Bangladesh)	150 (70 girls)
		Soham for All Centre of HOPE School (Bangladesh)	140 (82 girls)
		Bhuj School	347 (138 girls)
		TOTAL (primary & secondary education)	974
		5 Vocational Training Centres:	
		HOPE Community Centre (Afghanistan)	50 (0% women)
		Industrial Centre for HOPE (Ashulia, Bangladesh)	332 (83% women)
		Pepco Group School of HOPE (Bangladesh)	274 (79 % women)
		Soham for All Centre of HOPE (Bangladesh)	169 (67.5% women)
		Village of HOPE (India)	430 (majority women)
		TOTAL (vocational training)	1,255
		GRAND TOTAL (Education)	2,274

Care of Orphans and Vulnerable Children	SDG 1: No poverty SDG 3: Good health and Well -Being SDG 4: Quality Education SDG 5: Gender Equality SDG 10: Reduced Inequalities	Asharan Orphanage	44
		HOPE Worldwide Orphanage	41
		GRAND TOTAL (Care of Orphans and Vulnerable Children)	85
Health	SDG 3: Good health and Well -Being	Village of HOPE Bandaging Unit	245 leprosy patients treated
		Asharan Orphanage	15 children vaccinated
		HOPE Worldwide Orphanage	31 children vaccinated
		GRAND TOTAL (Health)	291
Nutrition	SDG 2: Zero Hunger		No. Midday meals provided:
		Asha Vidhyashram School	22,515
		Industrial Centre of HOPE (Jamgara School)	23,250
		Pepco Group School of HOPE	18,550
		Soham for All Centre of HOPE	9,150
		GRAND TOTAL (Nutrition)	73,465

What we plan to do in 2022/23

During 2022/23 we will continue implementing the Strategy

1. Help all UK supported International HOPE worldwide Partners to be sustainable, accountable and well managed.
2. Ensure all UK donors feel appreciated and well informed about the International HOPE worldwide programme that they support.
3. Establish a UK Disaster Response Process.

Our plans for the countries we support are as follows:

Afghanistan

We are currently unable to send funds to Afghanistan because of UK sanctions on Afghanistan. We are looking into obtaining a license so that we can continue to send funds to the HOPE Community Centre in Kabul.

Bangladesh

Through partnerships with corporate funders, fully fund 3 schools and Vocational Training Centres (VTC):

- Industrial Centre of HOPE (ASDA George) School and Vocational Training Centre, Ashulia.
- Pepco School of HOPE and Vocational Training Centre, Dhaka.
- Soham for All Centre of HOPE School and Vocational Training Centre, Savar, Dhaka.

India

Provide funding to the Village of HOPE for:

- Partial operating and salary costs at 2 bandaging centres, where leprosy patients receive treatment for their wounds
- Partial operating and salary costs at the Vocational Training Centre.
- Provide funding for Bhuj School
- Provide funding for Asharan Orphanage
- Provide funding for the Divya Orphanage.

Lebanon

Provide funding for two part time members of staff to run the HOPE worldwide programmes in Lebanon.

Nepal

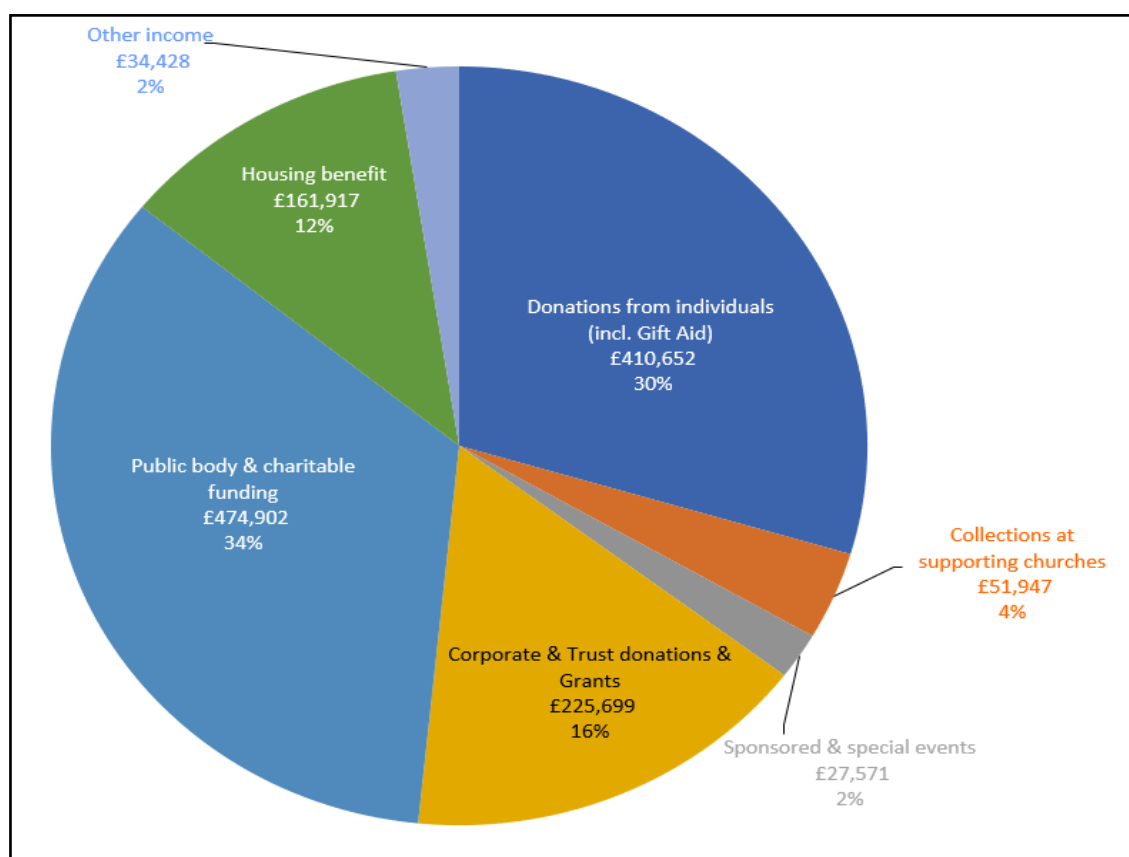
Provide funding for the Asha Vidhyashram School in Kathmandu and funding for pupil scholarships for secondary school.

Zambia

Support the Kupasa Mwana (Give to a Child) Early Childhood Development (ECD) Programme.

Financial Review

Sources of Funds



We received funding from public bodies including local government grants and central government funded programmes, and other charities. These funds made up 34% of total income (48% 2020/21) and went towards our Homeless Services (Two Step) and Recovery Services (ODAAT) programmes.

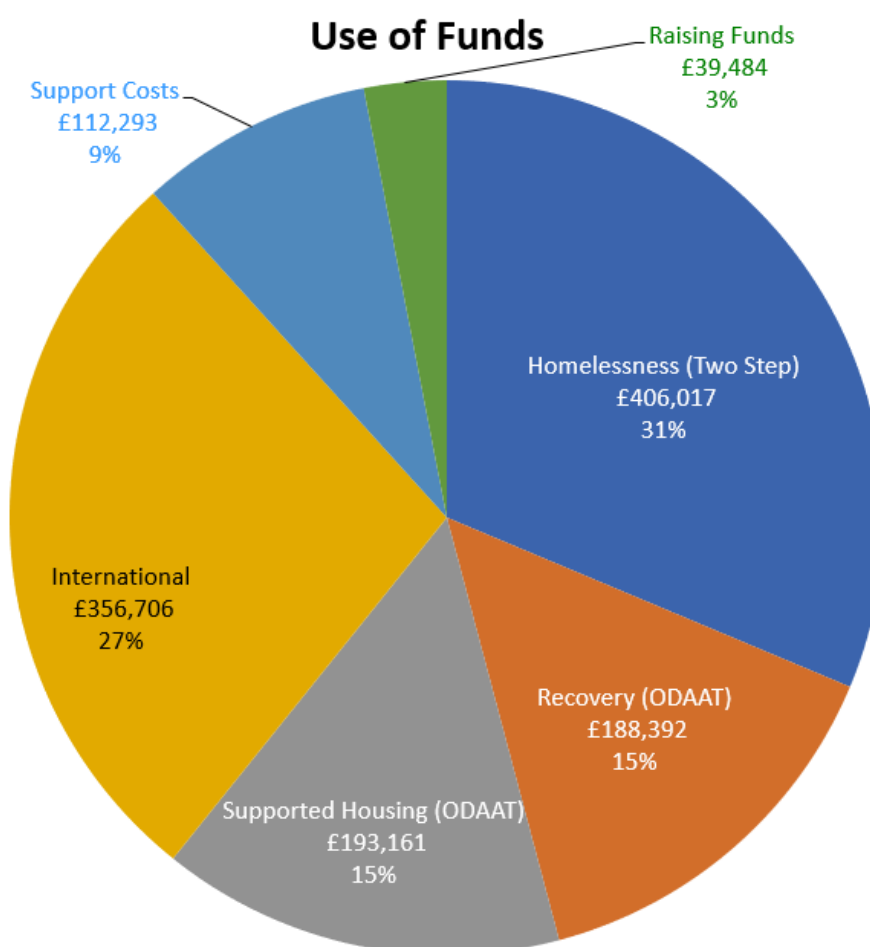
Recovery Services (ODAAT) received Housing Benefit amounting to 12% of total income (14% 2020/21) which went towards funding our Stage 1-3 Recovery Houses.

We are grateful for the generosity of so many shown by their Individual Donations and associated Gift Aid. We also want to express a huge “Thank You” to our supporting churches and those participating in sponsored events. In total, this made up 35% of total income (31% 2019/20). Much of this was unrestricted, which allowed us to be flexible in how we used it to meet the needs of beneficiaries.

Corporate donations and funding accounted for 16% of total income (5% 2019/20). The near fourfold year on year increase was primarily due to a change in accounting treatment in the prior year.

We would like to give special thanks to the companies and organisations that supported our International Programs. George, the clothing arm of **ASDA**, funds the largest of the HOPE worldwide schools in Bangladesh under a 3 year agreement, **Pepco** funds the Ashulia Primary School in Bangladesh, also under a 3 year agreement, **PDS Multinational Holding** (Soham for All) supports a school in Dhaka, Bangladesh, and **Sevenhill** supports the Village of Hope in India.

Uses of funds



88% of total income was spent on services to beneficiaries (89% 2020/21).

Of this, Homeless Services made up 31% (37% 2020/21), Recovery Services and Supported Housing (ODAAT) 29% (31% 2020/21), and International support 27% (21% 2020/21). The bulk of our expenditure on International programmes was grants to overseas partner organisations.

The remaining 12% (11% 2020/21) of income was spent on fundraising and support costs, including the overall management of the Charity.

Reserves

The Charity's Reserves policy balances the need to protect charitable activities and the desire to allow most of the funds raised to be used to support our beneficiaries. As we work in 3 different areas with separate income and expenditure profiles, this protection requires different levels of reserves for the different programmes.

- ODAAT needs to guarantee to fulfil its minimum 6-month commitment to addicts who are already in recovery. This is especially important because sudden unexpected changes can cause a vulnerable person to relapse.

- Two Step needs to work with some individuals for a period of up to 3 months before they can be housed, and to have them get part way through the process and then find that assistance is no longer available would be very disruptive.
- The International Programmes we support are often connected with education and training and the courses which are being supported last up to 12 months.

The Policy set by the Trustees aims to even out these differing needs, stating that our unrestricted funds should be 50% of the highest annual expenditure within the last 3 years, including the carrying amount of functional assets, mainly the ODAAT Stage 1 and Stage 2 houses. These are included in the figure because the Trustees consider that value can be released during the 6-month period.

The table below shows the expenditure and resulting target funds level under this Policy as well as the corresponding free reserves figure, excluding the value of the functional assets.

	2021-22	2020-21
Expenditure this year	£1,296,053	£1,185,452
Expenditure, max. of past 3 years	£1,296,053	£1,185,452
Unrestricted funds	£577,495	£612,782
Months of expenditure in unrestricted funds	5.3	6.2
Free reserves		
(Unrestricted funds less unencumbered fixed assets)	£327,284	£401,500
Months of expenditure in free reserves	3.0	4.1

Whilst the level of unrestricted funds remains below the target level, the Trustees consider that we have sufficient available funds. Our free reserves represent 3 months of expenditure. The Board will continue to review the Reserves Policy during 2022/23 to ensure we continue to maintain a desirable balance.

Fundraising Practices

The Charity undertakes fundraising activity to its supporters through appeals made directly via email, and announcements and presentations at supporting churches. It also benefits from fundraising events organised by its staff and supporters.

HOPE *worldwide* is registered with the Fundraising Regulator and adheres to the standards of the Fundraising Code. As far as the Trustees are aware, the Code has been complied with during the year. There is a complaints policy to deal with any issues that may arise. No complaints have been received about fundraising activity in the year.

We employed a part-time fundraiser focussed on making grant applications to support programmes overseas. We did not employ third-party fundraising organisations.

Risk Management

The Charity reviews its risk register at least quarterly, and where reasonably possible systems, policies and procedures have been established to mitigate the risks. Outside of COVID-19 (addressed below), the principal risks are sustainability of income and the safety of staff, volunteers and beneficiaries. A summary of these risks and the key mitigations is given below:

Sustainability of Income

A proportion of the charity's funding comes from local authority funding and this is vulnerable to decisions beyond our control. All the Senior Management team are tasked with seeking alternative funding sources and developing funding strategies for their areas. A part time fundraiser assists this work.

We continue to monitor the economic backdrop of high inflation and the "cost of living crisis" and the potential impact on donor income. We are grateful to our supporters and have invested more resources in donor relations in communicating the impact and outcomes of all HOPE programmes.

Safety of Staff, Volunteers and Beneficiaries

All staff and volunteers who work with beneficiaries are screened, which includes a police check, and they are provided with training for their roles. In 2021, the Charity achieved the Investors in People Gold Standard. ODAAT is regulated by the Care Quality Commission (CQC) and has been successfully audited by them. The Charity has designated Health & Safety officers and a designated Safeguarding Officer.

The Trustees are conscious that the programmes we fund overseas constitute an area of risk for the Charity, even though we are not running these programmes directly. We work with our partner charities to ensure their safeguarding and whistleblowing policies are suitable and robust. We are currently working with our partners and other members of the HOPE *worldwide* Global Network to improve these policies further. This work takes into account the "Safeguarding for External Partners" Standards produced by DFID when it was stand alone.

COVID-19

Moving forward into a "post COVID world", HOPE *worldwide* continues to review and monitor for any resurgence of the virus and respond robustly in caring for our beneficiaries. This is formally done through our Risk Register and fortnightly Senior Management Team meetings.

Since March 2020, varying degrees of government COVID lockdown restrictions have been in place. In February 2022, all Covid rules were scrapped in England as part of the country's plan to "live with the virus". Wales and Scotland followed suit.

The following is a summary of the impact of living in a "COVID world" and a "post COVID world".

Homeless Services (Two Step): Since September 2021, hybrid working practices have been in place. Staff participated in a third party funded 12 week research project on the impact of resilience training. We continue to collaborate strongly with partners to continually adapt to best meet the needs of those experiencing homelessness.

Recovery Services (ODAAT): Post government lockdown restrictions, the programme continued to operate with agility, energy and creativity in supporting our clients and also complying with government guidelines.

Feedback from staff and clients indicated a sense of “isolation” and “loss of community” due to the prolonged nature of COVID lockdown restrictions. During 2021/22, we moved to working under a Central Office Hub model with face to face contact in one to one counselling and volunteers fully engaged with clients. Meals for clients, staff and volunteers were hosted most days at St. Marks church and HVTs stayed overnight at the Stage 1 property 7 days week.

International: With the sustained and often devastating impact of the COVID pandemic across the globe, we continued to allocate funds to purchase & distribute essential food items for some of the poorest families whose children were attending HOPE worldwide schools and also to those not able to work during lockdowns. Funding was also used to purchase oxygen concentrators to support the local emergency response efforts. A portion of the funding was allocated to the creation of small businesses through grants or interest free loans.

Structure, Governance and Management

Governing document

The name of the Charity is HOPE *worldwide*, a company limited by guarantee. It was formed on 22 October 1991. On 26 November 2020 the Memorandum and Articles of Association was amended to reflect current charity best practices. The Trustees are also directors and members of the company with liability limited by guarantee to £1. There are no other members. None of the Directors had any other interest in the Charity. The Directors are also Trustees for the purposes of charity law and in this report they are referred to as Trustees.

Appointment of Trustees

The number of Trustees normally varies between 6 and 12, in order to keep a broad mix of skills ensuring the Board's effectiveness. Skills gaps on the board are regularly reviewed and the Board seeks volunteers with appropriate competencies to fill these. The power to appoint Trustees rests with the existing Board. It is expected that all Trustees have demonstrated their interest through acting as volunteers with the Charity before being considered for appointment.

The Trustees' skills and experience are broad and include business, public service, medical, voluntary sector and international development. Before joining the Board, all prospective new Trustees are interviewed by the existing Board and also attend Board meetings as observers. New Trustees are provided with an induction and training.

Barry Edwards stepped down after nine years as a Trustee, however, remains active within a Trustee Advisory Group. We continue to be grateful for his service.

The board currently consists of nine members.

Organisation

The Board met 7 times between April 2021 and March 2022 to review reports from the Management Team and to discuss the direction and policies of the Charity.

Additionally, the full Board met 6 times between December 2020 and June 2021 to develop the updated Strategy.

Trustees visited the programmes, though this was limited due to COVID-19 restrictions.

Day to day operational decisions were delegated to the Chief Executive who reported to the Board at board meetings and regularly met with the Chair.

Staff Remuneration Policy and Performance Management

HOPE *worldwide* is committed to ensuring that it pays its staff a fair and appropriate salary. This is to enable us to attract and retain people with the right skills and therefore have the greatest impact in delivering our objectives.

To manage this process, HOPE *worldwide* grades roles using the National Joint Council (NJC) process and then uses the NJC pay scales to establish a pay point for the role. The Charity then pays the employee within a range +/- 10% of this pay point, depending on performance and development within the role. This process is the responsibility of the Board of Trustees in co-operation with the Chief Executive. For the setting of pay for the Chief Executive the same process is followed to establish a pay point, but the decision is made wholly by the Board.

Staff and Volunteers

Staffing averaged 15.2 full-time equivalent (FTE) employees. Of these 7.6 FTE worked in Homeless Services and 4.0 FTE in Recovery Services.

Approximately 75 people also provided an estimated 1,950 volunteer hours. These volunteers ranged from Trustees to Ambassadors to Fundraisers to Mentors and Support for international partners. Without the commitment of these volunteers the Charity would not be able to accomplish its objectives and we are deeply grateful for their service.

The Charity is a supporter of and pays at least the Living Wage and maintained the Investors In People Gold Standard (awarded 2021 and previously in 2017 and 2014).

Related parties and cooperation with other organisations - UK

HOPE *worldwide* works operationally with many agencies including the North London Housing Partnership, The Refugee Council, City of London, Glass Door Homelessness Charity, NEWway Project, Shelter, St. Thomas' detox; as well as local authorities, probation services, prisons, drug intervention project teams, substance misuse teams, detox units and others.

HOPE *worldwide* maintains close links with church groups linked to the International Churches of Christ, which originally founded HOPE *worldwide*. These are ICC Missions, Thames Valley Churches of Christ and Avon Valley Churches of Christ. These churches regularly collect donations from their congregations on behalf of HOPE *worldwide*. They also sometimes make restricted donations for the benefit of various HOPE *worldwide* programmes.

The Charity partners with St Mark's Kennington, which hosts the 'One Day At A Time' day programme for our addiction recovery services (ODAAT).

The Charity is a member of the National Council for Voluntary Organisations (NCVO), Homeless Link and Housing Justice.

Related parties and co-operation with other organisations – Overseas

The Charity is a member of the HOPE *worldwide* Global Network. The organisations which are members of this network all have their roots in the charitable work of the International Churches of

Christ (ICOC). All of the members, like HOPE *worldwide*, are independent charities that maintain close links with their local ICOC congregations. The HOPE *worldwide* Global Network has a membership structure and all members share a common set of values, agree to meet a set of standards and have the objective of helping the poor or disadvantaged.

HOPE *worldwide* makes to and receives grants of funds from other members of the network for specific programmes and unrestricted charitable purposes. The Charity receives funds from UK based donors to fund programmes undertaken by other members of the network. Where grants are received by the Charity they are reported as restricted or unrestricted income. Where grants are made to HOPE *worldwide* network members they are reported under grant making or overseas support. These relationships do not have any other impact on the policies of the Charity.

Statement of Trustees' Responsibilities

Company law requires the trustees to prepare financial statements that give a true and fair view of the state of affairs of the Charity at the end of the financial year and of its surplus or deficit for the financial year.

In doing so the trustees are required to:

- Select suitable accounting policies and then apply them consistently;
- Make sound judgements and estimates that are reasonable and prudent; and
- Prepare the financial statements on the going concern basis unless it is inappropriate to presume that the Charity will continue in business.

The trustees are responsible for maintaining proper accounting records which disclose with reasonable accuracy at any time the financial position of the Charity and enables them to ensure that the financial statements comply with the Companies Act 2006. The trustees are also responsible for safeguarding the assets of the Charity and hence for taking reasonable steps for the prevention and detection of fraud and other irregularities.

In accordance with company law, as the company's directors, we certify that:

- so far as we are aware, there is no relevant audit information of which the company's auditors are unaware; and
- as directors of the company we have taken all the steps that we ought to have taken in order to make ourselves aware of any relevant audit information and to establish that the Charity's auditors are aware of that information.

The financial statements have been prepared in accordance with the provisions of the Companies Act 2006 applicable to companies subject to the small companies' regime.

By order of the trustees

Iain R Williams

Iain Williams
Chair of Trustees



Martin Graf Saurma-Jeltsch
Company Secretary

Date: 12 September 2022

Reference & Administrative Details

Charity registration number	1045930								
Company registration number:	02659784								
Website	www.hopeworldwide.org.uk								
Registered address	360 City Road London EC1V 2PY								
Trustees (Directors)	Zaynab Atsegbua Alexander Cameron Barry Edwards (resigned 13 December 2021) Dennis Francis Muriel Gutu Chidinma Obi John Partington Martin Saurma-Jeltsch Samantha Thomas-Chuula Iain Williams (Chairman)								
Senior Management	<table><tr><td>Michael Farrell</td><td>Chief Executive</td></tr><tr><td>Bruce Miller</td><td>Director of Recovery Services</td></tr><tr><td>Rob Payne</td><td>Director of Homeless Services</td></tr><tr><td>Jane Whitworth</td><td>Director of Development</td></tr></table>	Michael Farrell	Chief Executive	Bruce Miller	Director of Recovery Services	Rob Payne	Director of Homeless Services	Jane Whitworth	Director of Development
Michael Farrell	Chief Executive								
Bruce Miller	Director of Recovery Services								
Rob Payne	Director of Homeless Services								
Jane Whitworth	Director of Development								
Auditors	Haysmacintyre LLP 10 Queen Street Place London EC4R 1AG								
Bankers	Lloyds Bank plc Victoria House Southampton Row London WC1B 5HR								
Solicitors	Bates Wells 10 Queen Street Place London EC4R 1BE								

Independent auditor's report to the members of HOPE *worldwide***Opinion**

We have audited the financial statements of HOPE *worldwide* for the year ended 31 March 2022 which comprise the Statement of Financial Activities, the Balance Sheet, the Statement of Cash Flows and notes to the financial statements, including a summary of significant accounting policies. The financial reporting framework that has been applied in their preparation is applicable law and United Kingdom Accounting Standards, including Financial Reporting Standard 102 The Financial Reporting Standard applicable in the UK and Republic of Ireland (United Kingdom Generally Accepted Accounting Practice).

In our opinion, the financial statements:

- give a true and fair view of the state of the charitable company's affairs as at 31 March 2022 and of the charitable company's net movement in funds, including the income and expenditure, for the year then ended;
- have been properly prepared in accordance with United Kingdom Generally Accepted Accounting Practice; and
- have been prepared in accordance with the requirements of the Companies Act 2006.

Basis for opinion

We conducted our audit in accordance with International Standards on Auditing (UK) (ISAs (UK)) and applicable law. Our responsibilities under those standards are further described in the Auditor's responsibilities for the audit of the financial statements section of our report. We are independent of the charity in accordance with the ethical requirements that are relevant to our audit of the financial statements in the UK, including the FRC's Ethical Standard, and we have fulfilled our other ethical responsibilities in accordance with these requirements. We believe that the audit evidence we have obtained is sufficient and appropriate to provide a basis for our opinion.

Conclusions relating to going concern

In auditing the financial statements, we have concluded that the trustee's use of the going concern basis of accounting in the preparation of the financial statements is appropriate.

Based on the work we have performed, we have not identified any material uncertainties relating to events or conditions that, individually or collectively, may cast significant doubt on the charitable company's ability to continue as a going concern for a period of at least twelve months from when the financial statements are authorised for issue.

Our responsibilities and the responsibilities of the directors with respect to going concern are described in the relevant sections of this report.

Other information

The trustees are responsible for the other information. The other information comprises the information included in the Trustees' Annual Report. Our opinion on the financial statements does not cover the other information and, except to the extent otherwise explicitly stated in our report, we do not express any form of assurance conclusion thereon.

Independent auditor's report to the members of HOPE worldwide

In connection with our audit of the financial statements, our responsibility is to read the other information and, in doing so, consider whether the other information is materially inconsistent with the financial statements or our knowledge obtained in the audit or otherwise appears to be materially misstated. If we identify such material inconsistencies or apparent material misstatements, we are required to determine whether there is a material misstatement in the financial statements or a material misstatement of the other information. If, based on the work we have performed, we conclude that there is a material misstatement of this other information, we are required to report that fact. We have nothing to report in this regard.

Opinions on other matters prescribed by the Companies Act 2006

In our opinion, based on the work undertaken in the course of the audit:

- the information given in the Trustees' Annual Report (which includes the strategic report and the directors' report prepared for the purposes of company law) for the financial year for which the financial statements are prepared is consistent with the financial statements; and
- the directors' report included within the Trustees' Annual Report have been prepared in accordance with applicable legal requirements.

Matters on which we are required to report by exception

In the light of the knowledge and understanding of the charitable company and its environment obtained in the course of the audit, we have not identified material misstatements in the Trustees' Annual Report (which incorporates the directors' report).

We have nothing to report in respect of the following matters in relation to which the Companies Act 2006 requires us to report to you if, in our opinion:

- adequate accounting records have not been kept by the charitable company; or
- the charitable company financial statements are not in agreement with the accounting records and returns; or
- certain disclosures of trustees' remuneration specified by law are not made; or
- we have not received all the information and explanations we require for our audit; or
- the trustees were not entitled to prepare the financial statements in accordance with the small companies' regime and take advantage of the small companies' exemptions in preparing the trustees' report and from the requirement to prepare a strategic report.

Responsibilities of trustees for the financial statements

As explained more fully in the trustees' responsibilities statement set out on page 29, the trustees (who are also the directors of the charitable company for the purposes of company law) are responsible for the preparation of the financial statements and for being satisfied that they give a true and fair view, and for such internal control as the trustees determine is necessary to enable the preparation of financial statements that are free from material misstatement, whether due to fraud or error.

In preparing the financial statements, the trustees are responsible for assessing the charitable company's ability to continue as a going concern, disclosing, as applicable, matters related to going concern and using the going concern basis of accounting unless the trustees either intend to

Independent auditor's report to the members of HOPE *worldwide*

liquidate the charitable company or to cease operations or have no realistic alternative but to do so.

Auditor's responsibilities for the audit of the financial statements

Our objectives are to obtain reasonable assurance about whether the financial statements as a whole are free from material misstatement, whether due to fraud or error, and to issue an auditor's report that includes our opinion. Reasonable assurance is a high level of assurance but is not a guarantee that an audit conducted in accordance with ISAs (UK) will always detect a material misstatement when it exists. Misstatements can arise from fraud or error and are considered material if, individually or in the aggregate, they could reasonably be expected to influence the economic decisions of users taken on the basis of these financial statements.

Irregularities, including fraud, are instances of non-compliance with laws and regulations. We design procedures in line with our responsibilities, outlined above, to detect material misstatements in respect of irregularities, including fraud. The extent to which our procedures are capable of detecting irregularities, including fraud is detailed below:

Based on our understanding of the charitable company and the sector in which it operates, we identified that the principal risks of non-compliance with laws and regulations related to regulatory requirements of company and charity law applicable in England and Wales and the regulatory requirements of the Care Quality Commission (CQC), and we considered the extent to which non-compliance might have a material effect on the financial statements. We also considered those laws and regulations that have a direct impact on the preparation of the financial statements such as the Charities Act 2011, Companies Act 2006 and payroll taxes.

We evaluated management's opportunities for fraudulent manipulation of the financial statements (including the risk of override of controls), and determined that the principal risks were related to posting inappropriate journal entries and management bias in certain accounting estimates and judgements such as the income recognition policy applied to grant income. Audit procedures performed by the engagement team included:

- Inspecting correspondence with appropriate regulators and tax authorities;
- Discussions with management including consideration of known or suspected instances of non-compliance with laws and regulation and fraud;
- Evaluating management's controls designed to prevent and detect irregularities;
- Review of minutes of meetings to identify expected material amounts of voluntary income; and
- Identifying and testing journals, in particular journal entries posted with unusual account combinations, postings by unusual users or with unusual descriptions.


Because of the inherent limitations of an audit, there is a risk that we will not detect all irregularities, including those leading to a material misstatement in the financial statements or non-compliance with regulation. This risk increases the more that compliance with a law or regulation is removed from the events and transactions reflected in the financial statements, as we will be less likely to become aware of instances of non-compliance. The risk is also greater regarding irregularities occurring due to fraud rather than error, as fraud involves intentional concealment, forgery, collusion, omission or misrepresentation.

Independent auditor's report to the members of HOPE *worldwide*

A further description of our responsibilities for the audit of the financial statements is located on the Financial Reporting Council's website at: www.frc.org.uk/auditorsresponsibilities. This description forms part of our auditor's report.

Use of our report

This report is made solely to the charitable company's members, as a body, in accordance with Chapter 3 of Part 16 of the Companies Act 2006. Our audit work has been undertaken so that we might state to the charitable company's members those matters we are required to state to them in an Auditor's report and for no other purpose. To the fullest extent permitted by law, we do not accept or assume responsibility to anyone other than the charitable company and the charitable company's members as a body, for our audit work, for this report, or for the opinions we have formed.



Steven Harper (Senior Statutory Auditor)
For and on behalf of Haysmacintyre LLP, Statutory Auditors

10 Queen Street Place
London
EC4R 1AG

Date: 14 September 2022

Statement of Financial Activities

(incorporating an income and expenditure account for the year ended 31st March 2022)

	Notes	Unrestricted Funds 2021-22 £	Restricted funds 2021-22 £	Total Funds 2021-22 £	Total Funds 2020-21 £
Income from:					
Donations	2	247,067	468,803	715,870	448,024
Charitable activities	2	181,687	481,021	626,708	770,314
Investments		63	-	63	165
Other		8,475	-	8,475	3,945
Total income		437,292	949,824	1,387,116	1,222,448
Expenditure on:					
Raising funds	3	46,294	-	46,294	37,531
Charitable activities	3	105,480	1,144,279	1,249,759	1,147,921
Total expenditure		151,774	1,144,279	1,296,053	1,185,452
Net income/(expenditure)	7	285,518	(194,455)	91,063	36,996
Transfers		(320,805)	320,805	-	-
Net movement in funds		(35,287)	126,350	91,063	36,996
Balances brought forward at 1 st April		612,782	51,428	664,210	627,214
Balances carried forward at 31st March		577,495	177,778	755,273	664,210

All amounts derive from continuing activities.

The Charity has no gains or losses other than those shown above.

Balance Sheet

Company number 2659784

		31st March 2022		31st March 2021	
	<i>Notes</i>	<i>£</i>	<i>£</i>	<i>£</i>	<i>£</i>
Fixed Assets					
Tangible assets	9		750,581		761,344
Current Assets					
Debtors	10	56,165		65,933	
Cash at bank and in hand		634,730		493,117	
		<u>690,895</u>		<u>559,050</u>	
Creditors - amounts falling due within one year	11	<u>(217,032)</u>		<u>(155,791)</u>	
			473,853		
Net current assets					403,259
Total assets less current liabilities			<u>1,224,434</u>		1,164,603
Creditors – amounts falling due after more than one year	12		(469,161)		(500,393)
Net assets			<u>755,273</u>		<u>664,210</u>
<i>Represented by:</i>					
Unrestricted funds	13		577,495		612,782
Restricted funds	14		177,778		51,428
			<u>755,273</u>		<u>664,210</u>

These financial statements have been prepared in accordance with the special provisions of the Companies Act 2006 relating to small companies.

Approved and authorised for issue by the Trustees on 12 September 2022 and signed on their behalf by:

Iain R Williams

Iain Williams
Chair of Trustees



Martin Graf Saurma-Jeltsch
Company Secretary

The notes on pages 37 to 51 form part of these financial statements.
HOPE worldwide company registration number 2659784

Statement of Cash Flows

For the year ended 31st March 2022

	2021-22		2020-21	
	£	£	£	£
Net income	91,063		36,996	
Adjustments for non-cash items:				
Depreciation	16,325		18,728	
Debtors decrease	9,768		72,361	
Creditors increase/(decrease)	60,319		(52,914)	
	<u>86,412</u>		<u>38,175</u>	
Adjustments for non-operational items:				
Interest income	(63)		(165)	
Interest expense	16,190		16,868	
	<u>16,127</u>		<u>16,703</u>	
Net cash inflow / (outflow) from Operating activities		<u>102,539</u>		<u>91,874</u>
Cash flows from Investment activities				
Interest received	63		165	
Purchase of property plant and equipment	(5,562)		(46,258)	
Net cash outflow from Investment activities		(5,499)		(46,093)
Cash flows from Financing activities				
Interest paid	(16,190)		(16,868)	
Mortgage repayments	(30,300)		(29,499)	
Net cash inflow / (outflow) from Financing activities		(46,490)		(46,367)
Increase/(decrease) in cash and equivalents		<u>141,613</u>		<u>(586)</u>
Cash balance at 1 st April		493,117		493,703
Cash balance at 31st March		<u>634,730</u>		<u>493,117</u>

Notes to the Financial Statements

1 Accounting policies**1.1 Basis of preparation**

The financial statements of the Charity are prepared in accordance with Accounting and Reporting by Charities: Statement of Recommended Practice applicable to charities preparing their accounts in accordance with the Financial Reporting Standard applicable in the UK and Republic of Ireland (FRS 102) (effective 1 January 2019) - (Charities SORP (FRS 102)), the Financial Reporting Standard applicable in the UK and Republic of Ireland (FRS 102) and the Companies Act 2006. They are drawn up on the historical cost accounting basis. The Charity meets the definition of a public benefit entity under FRS 102. The financial statements are prepared in Pounds Sterling rounded to the nearest Pound.

1.2 Going Concern

The financial statements have been prepared on a going concern basis as the trustees are satisfied that there is no material uncertainty and the preparation of accounts on the going concern basis is supported by financial plans. In particular, a detailed cashflow forecast has been prepared on reasonable assumptions of income and expenditure such as key funding contracts, housing benefit and funded client income, and staff levels.

1.3 Fund accounting

The Charity maintained a number of funds during the reporting period. The unrestricted fund is expendable at the discretion of the Trustees in furtherance of the objectives of the Charity. Such funds may be held in order to finance both working capital and capital investment. The restricted funds are held to sustain HOPE *worldwide* programmes both in the UK and overseas. Details of the restricted funds are set out in Note 12.

1.4 Income

All income is recognised in the statement of financial activities when the conditions of receipt have been met and receipt is probable. The following accounting policies are applied to income:

Donations

Donations and all other receipts from fundraising are reported gross and related fundraising costs are reported in costs of raising funds where appropriate.

Tax reclaimed on money donated under the Gift Aid scheme

Income under this category is recognised in the financial statements on the date that the underlying donation is received by the Charity.

Income from Charitable Activities

We receive funding from public bodies such as Local Government grants and Housing Benefit, and programmes funded by Central Government and other Charities. These funds go towards our Homeless Services (Two Step) and Recovery Services (ODAAT) programmes.

1.5 Costs of raising funds

Costs of raising funds are those incurred in seeking voluntary income.

Notes to the Financial Statements

1 Accounting policies (continued)**1.6 Costs of charitable activities**

Costs of charitable activities includes all expenditure directly related to the objectives of the Charity and comprises the following:

Grants payable

Grants payable are accounted for when the Trustees have accepted a legal or moral obligation to make the grant. This will usually be when the commitment is communicated to the recipient.

Other expenditure on charitable activities

Other expenditure on charitable activities comprises the costs of staff salaries, travel and subsistence, facility costs, communication and programme costs.

Support Costs

Support costs have been allocated to the costs of raising funds and charitable activities on the basis of staff time. Prior year figures have been restated to show governance costs as a component of support costs.

1.7 Governance costs

Governance costs include costs of governance arrangements which relate to the general running of the Charity. These activities provide the governance infrastructure which allows the Charity to operate and to generate the information required for public accountability.

1.8 Tangible fixed assets

Depreciation is provided on cost in equal annual instalments over the estimated useful lives of the assets – or, in the case of leasehold improvements, over the life of the lease. The rates of depreciation for non-lease related assets are as follows:

Buildings:	2% per annum
Fixtures & Fittings:	10-25% per annum
Office Equipment:	20-33% per annum

Items held by the Charity are recognised as assets where they have a useful life (likely to bring future economic benefit) of more than one financial year and where the initial cost is over £300, or at the discretion of management, any single pieces of equipment costing less, such as computers.

1.9 Foreign currency translation

Transactions denominated in foreign currencies are recorded in the local currency at actual exchange rates at the date of the transaction. Monetary assets or liabilities denominated in foreign currencies at the balance sheet date are reported at the rates of exchange prevailing at the date. Any gain or loss arising from a change in the exchange rates subsequent to the date of the transaction is included as an exchange gain or loss in the statement of financial activities.

Notes to the Financial Statements

1.10 Pension costs

The Charity operates a defined contribution pension scheme. The Charity's liability under this plan is limited to the on-going contributions.

1.11 Operating leases

Rental costs under operating leases are charged to the statement of financial activities in equal amounts over the period of the lease.

1.12 Entity Details

HOPE worldwide is a company limited by guarantee registered in England and Wales (Company number 2659784). It is a charity registered with the Charity Commission (Charity number 1045930). Its registered address is shown on page 29.

1.13 Estimates and Judgements

In preparing the financial statements the trustees are required to make judgements and use estimates. In preparing these accounts the trustees have not identified any areas which they consider to be subject to significant estimation uncertainty.

Notes to the Financial Statements

2 Analysis of Income raised across distinct areas of activity

2021-22	<u>Homeless</u> <u>-ness</u>	<u>Recovery</u>	<u>Supported</u> <u>housing</u>	<u>Internat-</u> <u>ional</u> <u>support</u>	<u>General</u>	2021-22 total
	£	£	£	£	£	£
Individuals' donations (incl. Gift Aid)	2,531	3,431	-	189,039	215,651	410,652
Collections at supporting churches	-	-	-	51,947	-	51,947
Sponsored & special events		393	-	5,240	21,938	27,571
Corporate & Trust donations & grants	170	5,000	-	211,051	9,478	225,699
Public body & charitable funding	420,293	54,609	-	-	-	474,902
Housing benefit	-	-	161,917	-	-	161,917
Other income		6,119	-		28,309	34,428
Total	422,994	69,552	161,917	457,277	275,376	1,387,116

2020-21	<u>Homeless</u> <u>-ness</u>	<u>Recovery</u>	<u>Supported</u> <u>housing</u>	<u>Internat-</u> <u>ional</u> <u>support</u>	<u>General</u>	2020-21 total
	£	£	£	£	£	£
Individuals' donations (incl. Gift Aid)	5,844	3,856	-	143,367	183,110	336,177
Collections at supporting churches	-	8,000	-	8,000	70	16,070
Sponsored & special events	315	21,131	-	11,423	1,415	34,284
Corporate & Trust donations & grants	-	-	-	57,776	3,717	61,493
Public body & charitable funding	493,466	88,427	-	-	-	581,893
Housing benefit	-	-	167,246	-	-	167,246
Other income	-	10,783	-	-	14,502	25,285
Total	499,625	132,197	167,246	220,566	202,814	1,222,448

Notes to the Financial Statements

3 Analysis of Expenditure across distinct areas of activity

2021-22	<u>Homeless Services</u>	<u>Recovery</u>	<u>Supported housing</u>	<u>Internat- ional support</u>	<u>Raising Funds</u>	2021-22 total
	£	£	£	£	£	£
Programme grants	-	-	-	330,927	-	330,927
Salaries and wages	289,408	135,133	63,288	25,779	27,930	541,538
Office & housing, incl. mortgage	104,078	12,197	127,081	-	-	243,356
Counselling/activities, training/events	1,940	18,643	347	-	52	20,982
Travel & subsistence	286	4,313	46	-	-	4,645
Volunteer costs	606	11,414	-	-	-	12,020
Legal & professional	-	-	-	-	5,525	5,525
Other direct expenses	619	5,382	817	-	1,416	8,234
Other indirect expenses	9,080	1,310	1,582	-	4,561	16,533
Subtotal	406,017	188,392	193,161	356,706	39,484	1,183,760
Support (see Note 6)	64,390	14,012	24,383	2,698	6,810	112,293
Total	470,407	202,404	217,544	359,404	46,294	1,296,053

2020-21	<u>Homeless Services</u>	<u>Recovery</u>	<u>Supported housing</u>	<u>Internat- ional support</u>	<u>Raising Funds</u>	2020-21 total
	£	£	£	£	£	£
Programme grants	-	-	-	221,647	-	221,647
Salaries and wages	298,313	129,070	60,527	23,789	25,521	537,220
Office & housing, incl. mortgage	120,731	11,182	120,764	38	-	252,715
Counselling/activities, training/events	1,036	23,730	981	-	-	25,747
Travel & subsistence	444	3,805	318	-	-	4,567
Volunteer costs	35	5,549	-	-	-	5,584
Legal & professional	-	-	-	-	2,042	2,042
Other direct expenses	(333)	5,116	950	-	1,200	6,933
Other indirect expenses	14,545	1,385	2,062	18	2,169	20,179
Subtotal	434,771	179,837	185,602	245,492	30,932	1,076,634
Support (see Note 6)	62,398	13,578	23,628	2,615	6,599	108,818
Total	497,169	193,415	209,230	248,107	37,531	1,185,452

Notes to the Financial Statements

4 Financial performance by Programme

2021-22	<u>Homeless- ness</u>	<u>Recovery</u>	<u>Supported housing</u>	<u>Internatio nal support</u>	<u>General</u>	2021-22 total
	£	£	£	£	£	£
Income	422,994	69,552	161,917	457,277	275,376	1,387,116
Costs of charitable activities before support costs	(406,017)	(188,392)	(193,161)	(356,706)	-	(1,144,276)
Less increase in restricted funds	-	-	-	(126,350)	-	(126,350)
Financial performance before support & fundraising	16,977	(118,840)	(31,244)	(25,779)	275,376	116,490
Fundraising cost by programme	-	-	-	-	(39,484)	(39,484)
Financial performance before support costs	16,977	(118,840)	(31,244)	(25,779)	235,892	77,006
Support costs	(64,390)	(14,012)	(24,383)	(2,698)	(6,810)	(112,293)
Financial performance after fundraising & support costs	(47,413)	(132,852)	(55,627)	(28,477)	229,082	(35,287)

Reconciliation to SoFA

Add back restricted funds:	126,350
Surplus for year:	91,063

2020-21	<u>Homeless- ness</u>	<u>Recovery</u>	<u>Supported housing</u>	<u>Internatio nal support</u>	<u>General</u>	2020-21 total
	£	£	£	£	£	£
Income	499,625	132,197	167,246	220,566	202,814	1,222,448
Costs of charitable activities before support costs	(434,771)	(179,837)	(185,602)	(245,492)	-	(1,045,702)
Less increase in restricted funds	-	-	-	1,080	-	1,080
Financial performance before support & fundraising	64,854	(47,640)	(18,356)	(23,846)	202,814	177,826
Fundraising cost by programme	-	-	-	-	(30,932)	(30,932)
Financial performance before support costs	64,854	(47,640)	(18,356)	(23,846)	171,882	146,894
Support costs	(62,398)	(13,578)	(23,628)	(2,615)	(6,599)	(108,818)
Financial performance after fundraising & support costs	2,456	(61,218)	(41,984)	(26,461)	165,283	38,076

Reconciliation to SoFA

Add back restricted funds:	(1,080)
Surplus for year:	36,996

Notes to the Financial Statements

5 Grant making for overseas work

Country	2021-22 Total £	2020-21 Country £	Organisation	Programme	2021-22 Amount £	2020-21 Amount £
Afghanistan	11,762	18,705	HOPEww Afghanistan	General development	11,762	18,705
Australia	-	570	HOPEww Australia	Life for a Child	-	570
Bahamas	-	-	Hopeww Bahamas	General fund	-	-
Bangladesh	175,038	35,887	HOPEww Bangladesh	Ashulia school	34,521	35,887
				Dhaka school	40,459	
				Jamgara school	100,058	-
Cambodia	1,373	3,442	HOPEww Cambodia	General development	1,264	1,200
				Sonia Kill hospital	109	-
				Sihanouk Hospital	-	821
			American Action for Cambodia	Classrooms for Cambodia	-	1,421
COVID-19	46,241	6,230	HOPEww Projects – misc.	COVID-19 relief	46,241	6,230
Croatia	-	8,463	Croatia	General fund	-	8,463
India	70,408	78,974	HOPE foundation	General development	2,358	300
				Asharan orphanage	20,164	12,707
				Bangalore school	1,200	2,905
				Bhuj school	9,834	15,659
				Chennai Arias Home	300	2,000
				Divya Orphanage	3,750	-
				Hyderabad School	5,315	2,500
				Guwahati school	-	7,274
				Village of Hope	26,284	1,250
				Leprosy bandaging unit	-	26,170
				Village of Hope Children	-	6,532
				Sponsor a Child	703	586
				Tamil Nadu	500	460
				Trivandrum	-	621
				Vocational training	-	10
Kenya	250	-	Kenya Project Fund	General fund	250	-
Lebanon	3,100	13,140	Lebanon Disaster Fund	General fund	3,100	13,140
Nepal	23,246	10,562	HOPEww Nepal	General development	1,000	-
				Kathmandu school	20,766	10,512
				Vocational training	1,480	50
Zambia	6,896	26,678	HOPEww Zambia	General development	3,553	14,936
				Kupasa Banja	3,343	11,742
Zimbabwe	360	11,250	HOPEww Zimbabwe	Action for Zimbabwe	360	11,250
Total grants made					338,674	213,901
Funds raised but not yet passed on as grants					177,779	51,428
Total					516,453	265,329

Notes to the Financial Statements

6 Analysis of Support & Governance Costs

	2021-22	2020-21
	<i>£</i>	<i>£</i>
Staff pay & human resources	53,128	56,523
Training & conferences	1,414	1,763
Travel and subsistence	5,838	514
Communications	411	4,433
Postage, printing, office supplies & utilities	564	140
Software & equipment	4,913	4,978
Marketing, events, subscriptions & website	4,274	3,369
Finance & insurance	3,085	2,560
Depreciation	10,923	10,069
Governance	27,743	24,469
	112,293	108,818

Support costs are allocated on the basis of staff time spent on each non-support area of activity (see Note 3).

Governance Costs breakdown

Audit	17,340	16,500
CEO time	7,678	7,409
Other	2,725	560
	27,743	24,469

7 Net income

Net income for the year is stated after charging:

	2021-22	2020-21
	<i>£</i>	<i>£</i>
Auditor's remuneration	17,340	16,500
Depreciation of tangible fixed assets	16,325	18,728
Operating lease rentals on buildings	101,097	80,548

Notes to the Financial Statements

8 Staff costs

	2021-22	2020-21
	£	£
Salaries	531,187	523,261
Social security costs	39,556	39,648
Defined contribution pension scheme	31,097	30,679
	<u>601,840</u>	<u>593,588</u>
 Average headcount	 <u>17</u>	 <u>17</u>

No employees received annual remuneration in excess of £60,000 in either period.

Nothing was reimbursed to trustees during the year (2021: nothing) for travel expenses to attend Board Meetings. No trustee received any remuneration from the Charity in the current or prior year.

Management personnel considered key in serving the Charity during the period were the Chief Executive, the Director of Homeless Services, the Director of Recovery Services, the Director of Development and members of the Board of Trustees, all of whom are active in planning, directing and controlling the activities of the Charity. The total remuneration of key management (including all National Insurance and pension payments) amounted to £199,346 during the period and £192,416 in the prior period.

9 Tangible fixed assets

	Freehold property	Leasehold improvements	Fixtures & fittings	Equipment & chattels	2021-22 total
	£	£	£	£	£
Cost					
As at 1 April 2021	865,375	31,205	33,654	22,805	953,039
Additions	5,562	-	-	-	5,562
Disposals	-	-	-	(1,011)	(1,011)
At 31 March 2022	<u>870,937</u>	<u>31,205</u>	<u>33,654</u>	<u>21,794</u>	<u>957,590</u>
Depreciation					
As at 1 April 2021	123,423	31,205	23,894	13,173	191,695
Charge for the period	9,889	-	1,594	4,842	16,325
Disposals	-	-	-	(1,011)	(1,011)
At 31 March 2022	<u>133,312</u>	<u>31,205</u>	<u>25,488</u>	<u>17,004</u>	<u>207,009</u>
Net book value					
At 31 March 2022	<u>737,625</u>	<u>-</u>	<u>8,166</u>	<u>4,790</u>	<u>750,581</u>
At 31 March 2021	<u>741,952</u>	<u>-</u>	<u>9,760</u>	<u>9,632</u>	<u>761,344</u>

Notes to the Financial Statements

10 Debtors

	2021-22	2020-21
	£	£
Tax recoverable	-	8,112
Accrued income	-	16,583
Trade debtors	39,165	20,172
Prepaid expenses	12,377	12,393
Lease deposits	4,623	8,623
Staff & client loans	-	50
	<u>56,165</u>	<u>65,933</u>

11 Creditors: amounts falling due within one year

	2021-22	2020-21
	£	£
Mortgage loan	31,209	30,277
Employee pensions	6,540	7,175
Trade creditors & accrued expenses	51,783	33,922
Foreign grant creditors	35,048	38,876
Deferred income	92,452	45,541
	<u>217,032</u>	<u>155,791</u>
<u>Deferred income reconciliation:</u>		
Opening deferred income	45,541	58,722
Released during the year	(45,541)	(58,722)
Income deferred during the year	92,452	45,541
Closing deferred income	<u>92,452</u>	<u>45,541</u>

12 Creditors: amounts falling due after more than one year

	2021-22	2020-21
	£	£
Mortgage loan	<u>469,161</u>	<u>500,393</u>

The mortgage is secured by a fixed charge on the freehold property

Notes to the Financial Statements

12 Creditors: amounts falling due after more than one year (continued)**Analysis of debt maturity**

	2021-22	2020-21
	£	£
In one year or less	31,209	30,277
Between 1 and 2 years	65,342	63,381
Between 3 and 5 years	71,626	68,449
More than 5 years	332,193	368,563
	<u>500,370</u>	<u>530,670</u>

13 Unrestricted funds

	2021-22	2020-21
	£	£
Balance brought forward at 1 April	612,782	574,706
Net income	285,518	230,310
Transfers during the year	(320,805)	(192,234)
Balance carried forward at 31 March	<u>577,495</u>	<u>612,782</u>

Transfers represent an excess of restricted expenditure over restricted income funded by unrestricted funds.

14 Restricted funds

2021-22	Balance at	Income	Expenditure	Transfers	Balance at
	31/03/2021	2021-22	2021-22	2021-22	31/03/2022
	£	£	£	£	£
Homeless services	-	422,994	(406,019)	(16,095)	-
ODAAT programme	-	69,552	(188,391)	118,839	(118,839)
Supported housing	-	-	(193,162)	193,162	(193,162)
International support	51,428	457,278	(356,707)	25,779	151,999
Total	<u>51,428</u>	<u>949,824</u>	<u>(1,144,279)</u>	<u>320,805</u>	<u>(143,027)</u>

The Homeless Services fund is used to assist homeless people in securing long term accommodation.

The ODAAT fund is part of our Recovery Services and is used to assist beneficiaries seeking to overcome drug or alcohol addiction.

Notes to the Financial Statements

14 Restricted Funds (continued)

The Supported housing fund is also part of our Recovery Services and is used to assist those in supported housing and afterwards with their move-on to sustainable housing.

International Support funds represent donations received to fund overseas work.

International support funds with balances to carry forward in 2021-22:

	2021-22	2020-21
	£	£
Afghanistan	285	235
Cambodia	100	228
COVID-19	3,146	14,017
Croatia	26	27
India, Asharan Orphanage in New Delhi	957	957
India, Village of HOPE	12,284	771
India, funds for other work	11,313	11,677
International Relief	16,887	4,000
Lebanon	51,267	49
Nepal	2,138	4,894
Ukraine	56,062	-
Zambia general fund	15,034	13,692
Zambia, Kupasa Mwana	8,250	851
Zimbabwe, Action for Zimbabwe	30	30
Total	177,779	51,428

2020-21	Balance at 31/03/2020 £	Income 2020-21 £	Expenditure 2020-21 £	Transfers 2020-21 £	Balance at 31/03/2021 £
Homeless services	-	499,625	(434,771)	(64,854)	-
ODAAT programme	-	132,197	(179,837)	47,640	-
Supported housing	-	-	(185,603)	185,603	-
International support	52,508	220,566	(245,491)	23,845	51,428
Total	52,508	852,388	(1,045,702)	192,234	51,428

15 Related party transactions

There were no related party transactions in 2021-22 that require disclosure. (2020-21: none).

Notes to the Financial Statements

16 Operating lease commitments

At 31 March, the Charity is committed to making the following minimum payments under non-cancellable operating leases:

Land and buildings	2021-22	2020-21
	<i>£</i>	<i>£</i>
Amounts payable:		
Within 1 year	74,200	84,961
Within 2 to 5 years	85,548	159,748
	<u>159,748</u>	<u>244,709</u>

Notes to the Financial Statements

17 Statement of Financial Activities for the prior year (ended 31st March 2021), showing the split between unrestricted and restricted funds in the prior year.

	Unrestricted Funds 2020-21 £	Restricted funds 2020-21 £	Total funds 2020-21 £
Income from:			
Donations	188,312	259,712	448,024
Charitable activities	177,638	592,676	770,314
Investments	165	-	165
Other	3,945	-	3,945
Total income	370,060	852,388	1,222,448
Expenditure on:			
Raising funds	37,531	-	37,531
Charitable activities	102,219	1,045,702	1,147,921
Total expenditure	139,750	1,045,702	1,185,452
Net income/(expenditure)	230,310	(193,314)	36,996
Transfers	(192,234)	192,234	-
Net movement in funds	38,076	(1,080)	36,996
Balances brought forward at 1 st April	574,706	52,508	627,214
Balances carried forward at 31st March	612,782	51,428	664,210