

Sept 21 -Aug 22

<b>TOTALS</b>		<b>IN</b>
Fundraising Activities		324
Charitable Activities		72213
HMRC		0
=		<b>72537</b>

		<b>OUT</b>
Salaries		-49129
Rent		-7253
General Administration		-6658
HMRC		0
=		<b>-63040</b>
=		<b>9496</b>

CHILD INCOME	13835
ECC-INCOME	58378
FUNDRAISING	324
HMRC	0

WAGES	49129
RENT	7253
HMRC	0
ADMIN	3785
GENERAL	2874

Sept 20 -Aug 21

**TOTALS**

**IN**

Fundraising Activities	856	-532
Charitable Activities	58239	13973
HMRC	0	0
=	<b>59095</b>	13442

**OUT**

Salaries	-44522	-4607
Rent	-7556	303
General Administration	-2889	-3769
HMRC	-846	846
=	<b>-55813</b>	-7228
=	<b>3282</b>	6214

<b>Est. of spend for 22/23</b>	
<b>Wages increase in line with NMW + Increase for Dep+Mgr at same % rate</b>	
Assumed increase in levels of fundraising	1500
Assumed 5% Increase in ECC funding	75131
	<b>76631</b>
Increase of NMW to 10.42 WEF 1ST April 2023	-53895
	-7253
Estimate of genereal Expenses increase of 10%	-7324
Currently in credit with HMRC due to previous SMP	0
	<b>-68472</b>
	<b>8160</b>

2515

£ 5.50

1176  
2919

-4766  
0

-666  
0

-5431  
-1336

13835

**Rainbows Pre School**  
**Annual accounts for the year ended 31st August 2022**  
**Statement of financial activities (including summary income and expenditure)**

**£**

**INCOME**

Charitable activities	72,213
Fundraising activities	324
HMRC	0

<b>Total</b>	<b>72,537</b>
--------------	---------------

**EXPENDITURE**

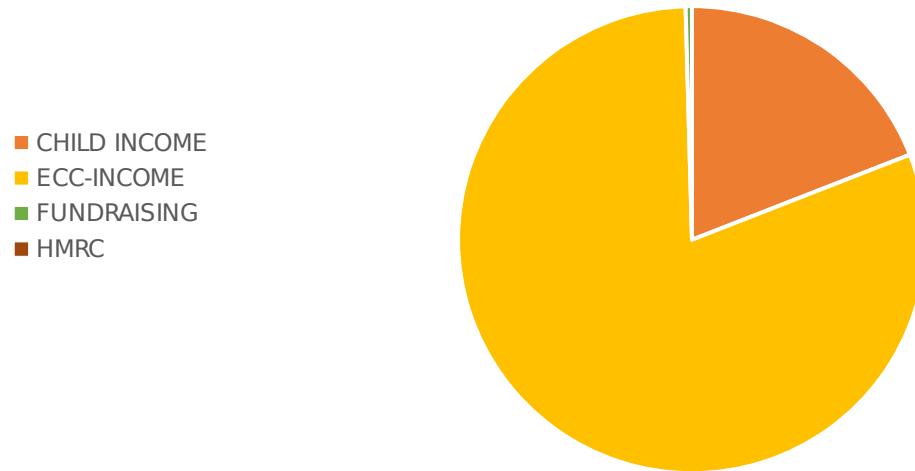
Salaries	49,129
Rent	7,253
General administration	6,658
HMRC	0

<b>Total</b>	<b>63,040</b>
--------------	---------------

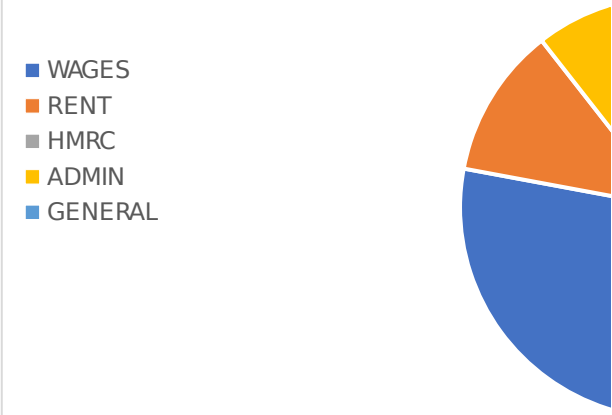
<b>NET INCOME/(EXPENDITURE)</b>	<b>9,496</b>
---------------------------------	--------------

rditure account)

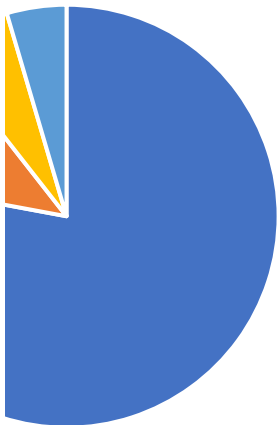
Preschool Income 2021/22



Preschool Expense



diture 2021/22





---

**Review of current year ending August 2022**

We have taken on more children this year and are up to full capacity, this has resulted in income from ECC and Direct income from Parents.

**Income** from parents totalled £14,000. At present outstanding debt is only £120 and a plan is in place to recover that.

**Fundraising** last year included Christmas concert, tombola, easter hat parade and plusBAGS2school scheme which raised approx. £350 in total versus the previous year. It is important that we continue to improve on the level of fundraising, which would mean keeping fees low for parents and have the luxury of purchasing important equipment for children. Ideas for future/Grants?

**Wages** have increased versus previous year due to increase in minimum wage, inflation and requirement of staff required due to have a high number of 2 years old in the setting resulting in a ratio of staff to children.

**General expenses** have increased by 3,000 from the previous year, we were closer to the previous year so that helps to explain the increase in overall spend, plus increased rent and inflation. The treasurer and manager work closely to manage the spend and we need to monitor this to ensure we remain in a stable position.

Overall, we made a healthy surplus of 9,500.

This surplus is mainly used to ensure we have enough cash to be able to pay wages and to function with a healthy reserve should we ever need to rely upon it.

---

ed in increased

d we have payment

raffle sheet  
r of £900. It's  
n we can continue to  
nd resources for the

on, and extra  
esulting in higher

d for majority of the  
unning costs due to  
d to continually

and rent and helps