

UNAUDITED FINANCIAL STATEMENTS FOR THE YEAR ENDED 31 DECEMBER 2023

FOR

COMMUNITY ROAD TENANTS & RESIDENTS ASSOC

COMMUNITY ROAD TENANTS & RESIDENTS ASSOC

INCOME STATEMENT


for the Year Ended 31 December 2023


	2023	2022
	£	£
TURNOVER	114,057	132,152
Other income	-	14
Cost of raw materials and consumables	(79,265)	(80,173)
Staff costs	(13,352)	(15,678)
Other charges	(42,187)	(30,010)
Taxation	-	-
	<hr/>	<hr/>
(LOSS)/PROFIT	<u>(20,747)</u>	<u>6,305</u>


BALANCE SHEET - continued
31 December 2023

The financial statements have been prepared in accordance with the micro-entity provisions.

The financial statements were approved by the Board of Directors and authorised for issue on 11/11/24 and were signed on its behalf by:


.....
A Foreman - Secretary


.....
K Millard - Treasurer


.....
D Foreman - Chairman

COMMUNITY ROAD TENANTS & RESIDENTS ASSOC

**REPORT OF THE ACCOUNTANTS TO THE DIRECTORS OF
COMMUNITY ROAD TENANTS & RESIDENTS ASSOC**

As described on the Balance Sheet you are responsible for the preparation of the financial statements for the year ended 31 December 2023 set out on pages one to three and you consider that the company is exempt from an audit.

In accordance with your instructions, we have compiled these unaudited financial statements in order to assist you to fulfil your statutory responsibilities, from the accounting records and information and explanations supplied to us.

Accounting Financial Services Ltd
Accounting Financial Services Limited
1 Vale Cottages
High Ongar Road
Ongar
Essex
CM5 9LZ

Date: 19/11/2024

COMMUNITY ROAD TENANTS & RESIDENTS ASSOC

TRADING AND PROFIT AND LOSS ACCOUNT
for the Year Ended 31 December 2023

	2023		2022	
	£	£	£	£
Turnover				
Sales	104,564		116,794	
Subscriptions	1,897		1,900	
Gaming machine income	(2,870)		4,631	
Hall hire	6,566		5,260	
Grants and parties	<u>3,900</u>		<u>3,567</u>	
		114,057		132,152
Cost of sales				
Opening stock	7,319		1,873	
Purchases	61,762		69,626	
Entertainment	<u>14,511</u>		<u>15,993</u>	
	83,592		87,492	
Closing stock	<u>(4,327)</u>		<u>(7,319)</u>	
		79,265		80,173
GROSS PROFIT		34,792		51,979
Other income				
Deposit account interest		-		14
		34,792		51,993
Expenditure				
Rent rates and water rates	3,367		3,208	
Insurance	1,627		1,627	
Light and heat	21,919		8,036	
Wages	13,352		15,678	
Telephone	2,029		1,969	
Post and stationery	115		77	
Licences and insurance	1,117		1,199	
Repairs and renewals	1,119		896	
CCTV	1,720		2,556	
Household and cleaning	3,634		4,731	
Sundry expenses	2,257		2,275	
Accountancy	330		330	
Professional fees	<u>1,510</u>		<u>1,470</u>	
		54,096		44,052
		(19,304)		7,941
Finance costs				
Bank charges	235		298	
Credit card	<u>1,208</u>		<u>1,338</u>	
		1,443		1,636
NET (LOSS)/PROFIT		<u>(20,747)</u>		<u>6,305</u>

This page does not form part of the statutory financial statements